



NC STATE MEN'S BASKETBALL

2 NATIONAL CHAMPIONSHIPS 27 NCAA TOURNAMENT APPEARANCES 17 CONFERENCE CHAMPIONSHIPS 20 ALL AMERICANS



@PACKMENSBBALL

GAME #20 | SATURDAY, JAN. 22 | 4:00 PM | PNC ARENA



NC STATE WOLFPACK (9-10, 2-6)

Head Coach: Kevin Keatts

Record at NC State: 88-57 (5th Year)

Overall Record: 160-85 (8th Year)

VS



VIRGINIA CAVALIERS (11-7, 5-3)

Head Coach: Tony Bennett

Record at UVA: 306-110 (13th Year)

Overall Record: 375-143 (16th Year)

PACK TRACKS

■ The Pack could not complete a season-sweep of Virginia Tech, falling to the Hokies, 62-59, Wednesday night inside PNC Arena. Virginia Tech jumped out to a 15-0 lead and led 33-15 at one point in the first half. The Pack trailed by 14 points at halftime, but battled back to close within two with 5:33 to play and after a 5-0 Virginia Tech run extended its lead back to seven, the Pack scored six unanswered to get within one with under 30 seconds to play. The Pack's 59 points were a season-low for NC State.

■ Senior forward Jericole Hellems led the Pack with 15 points on 6-of-10 shooting. The Saint Louis, Mo., native is shooting 60 percent from the field in NC State's last three games.

■ Freshman guard Terquavion Smith added 14 points, connecting on four three-pointers. Smith has started the last 12 games for NC State. He is averaging 17.5 points per game since joining the starting lineup and has hit at least three three-pointers in nine of the 12 games. He is averaging 3.50 three-pointers per game in ACC play which is the most of any player in the conference.

■ Redshirt sophomore guard Dereon Seabron has now scored in double figures in every game this season after scoring 13 points and leading the team in assists (4). Seabron has now led NC State in scoring nine times, in rebounding 18 times and in assists 13 times this season. He is the only player in the ACC to lead his team in scoring, rebounding, assists and steals.

PROJECTED NC STATE STARTERS

(based on last game)

0 TERQUAVION SMITH

6-4 ■ 160 ■ Fr. ■ Greenville

PTS	REB	FG%	MPG
14.6	3.7	40.5	30.1



SMITH: Named ACC Freshman of the Week 2x this season... career-high 27 points vs. Wright State on 12/21 ... 24 points, 6 3s at Louisville on 1/12 ... 23 points, hitting 7 3s, vs Florida St on 1/1 ... 21 points vs Purdue on 12/12 ... 20 points vs Bucknell in collegiate debut ... 2021 North Carolina Gatorade Boys Basketball Player of the Year & Mr. Basketball ... Won 3 state championships in HS.

1 DEREON SEABRON

6-7 ■ 180 ■ So. ■ Norfolk, Va.

PTS	REB	FG%	MPG
19.3	9.5	53.1	37.0



SEABRON: Named ACC Player of the Week 2x this season ... Leads team in points, rebounds, assists & steals ... 32 points on 12-14 FGs vs Florida St on 1/1 ... 39 points & 19 rebounds in 40T win over Nebraska ... 10 double-doubles this season ... Led team in rebounding in 18 of 19 games ... 2nd in ACC in rebounding & 3rd in scoring ... 8 20+ point games are second-most in ACC

4 JERICOLE HELLEMS

6-7 ■ 200 ■ Sr. ■ St. Louis, Mo.

PTS	REB	FG%	MPG
14.2	4.7	41.7	35.1



HELLEMS: Career-high 31 points, hitting career-best 6 3-pointers vs. La Tech on 11/27 ... Went over 1,000 career points vs. Miami on 12/29 ... Has scored in double figures in 11 of last 13 games ... Honorable Mention All-ACC selection last season ... Leading returning scorer ... Graduated from Chaminade HS in St. Louis, 3rd on school's all-time scoring list.

5 THOMAS ALLEN

6-1 ■ 175 ■ Sr. ■ Raleigh

PTS	FG%	3FG%	MPG
4.0	37.5	29.7	15.7



ALLEN: Has seen role increase in last six games ... Has scored in double digits in 2 of last 6 games after only scoring 18 points in first 10 games of season ... 13 points at Miami on 12/29 ... Made first start of season on 1/1 vs. FSU and hit 3 3s ... Made 15 starts in 17 games last season before missing final 8 games of season because of an ankle injury ... Averaged 7.5 points per game.

21 EBENEZER DOWUONA

6-11 ■ 225 ■ So. ■ Accra, Ghana

PTS	REB	BLK	MPG
4.0	4.7	2.1	26.2



DOWUONA: Ranks 4th in ACC in blocks ... Tied career-high in points (10) & rebounds (9) at Duke on 1/15 ... Career-high 8 blocks vs. Nebraska on 12/1 ... Scored career-high 10 points & had 6 blocks vs. LA Tech on 11/27 ... Career-high 9 rebounds vs. Bucknell on 11/9 ... Only appeared in nine games last season and played a total of 48 minutes.

2021-22 NC STATE SCHEDULE

RECORD

9-10

ACC	2-6
Non-Conference	7-4
Home	6-5
Neutral	1-3
Road	2-2

November (5-1)

Nov. 9	Bucknell	W, 88-70
Nov. 13	Colgate	W, 77-74
Nov. 16	vs. Central Connecticut-1	W, 79-65
Nov. 17	vs. Oklahoma State-1	L, 68-74
Nov. 21	Texas Southern	W, 65-57
Nov. 27	Louisiana Tech	W, 90-81

December (2-5)

Dec. 1	Nebraska-2	W, 104-100 (4ot)
Dec. 4	#rv/-- Louisville	L, 68-73
Dec. 9	Bethune-Cookman	W, 65-48
Dec. 12	vs. #1/1 Purdue-3	L, 72-82 (ot)
Dec. 17	vs. Richmond-4	L, 74-83
Dec. 21	Wright State	L, 70-84
Dec. 29	at Miami	L, 83-91

January (2-4)

Jan. 1	Florida State	L, 81-83
Jan. 4	at Virginia Tech	W, 68-63
Jan. 8	Clemson	L, 65-70
Jan. 12	at Louisville	W, 79-63
Jan. 15	at #8/8 Duke	L, 73-88
Jan. 19	Virginia Tech	L, 59-62
Jan. 22	Virginia	ACCN 4:00
Jan. 26	at Notre Dame	RSN 9:00
Jan. 29	at North Carolina	ACCN 2:00

February (0-0)

Feb. 2	Syracuse	ESPN2 or ESPNU 9:00
Feb. 5	Notre Dame	ACCN 3:00
Feb. 9	Wake Forest	ACCN 7:00
Feb. 12	at Pitt	ACCN 3:00
Feb. 15	at Georgia Tech	ACCN 8:00
Feb. 23	Boston College	RSN 7:00
Feb. 26	North Carolina	ESPN or ESPN2 2 or 4

March (0-0)

Mar 2	at Wake Forest	RSN 9:00
Mar 5	at Florida State	ESPN or ESPN2 12 or 2

- 1 - Basketball Hall of Fame Showcase (Uncasville, CT)
- 2 - ACC/Big Ten Challenge
- 3 - Basketball Hall of Fame Invitational (Brooklyn, NY)
- 4 - Basketball Hall of Fame Shootout (Charlotte, NC)

ACC NETWORK

Play-by-Play..... Mike Monaco
Analyst..... Randolph Childress

RADIO (WOLFPACK SPORTS NETWORK)

Play-by-Play..... Gary Hahn
Analyst Tony Haynes

NC STATE COMMUNICATIONS

Director/MBB Contact..... Craig Hammel
Email..... cwhamme2@ncsu.edu
Cell Phone 317-292-0858

QUICK FACTS

Location.....Raleigh, N.C.
 Founded.....March 7, 1887
 Enrollment.....36,304
 Nickname.....Wolfpack
 Mascot.....Mr. and Ms. WUF
 School Colors.....Red (PMS 186) and White
 Conference.....Atlantic Coast
 Chancellor.....Dr. Randy Woodson
 Athletics Director.....Boo Corrigan
 Athletics Dept. Phone.....919-515-2101
 Basketball Office Phone.....919-515-3134
 Ticket Office Phone.....919-865-1510

PNC ARENA

Capacity:.....19,772
 Record at PNC Arena:.....257-110 (.700)
 Record at PNC Arena (under Keatts):.....51-20 (.718)

MEDIA INFORMATION

Credentials are issued to working members of the media only. Requests should be made online via NC State's application link (<https://forms.gle/uefPdwFhcNpQmF228>).

Any questions can be sent to Craig Hammel, Director of Athletics Communications.

Head coach Kevin Keatts and select players will regularly conduct media availability throughout the season (via zoom for the 2021-22 season). Email Craig if you'd like to be added to the NC State men's basketball distribution list.

ACC COACHES WEEKLY ZOOM

ACC head basketball coaches will be featured on nine Monday zooms during the 2021-22 season. The season's first teleconference will take place with all 15 coaches on Monday, January 3, 2022. Each coach will have 10 minutes to make an opening statement and answer questions. Email Andy Fledderjohann (afledder@theacc.org) to receive the weekly zoom link.

Kevin Keatts' ACC Zoom Schedule

Monday, Jan. 3 - 10:40 a.m.
 Monday, Jan. 10 - 10:40 a.m.
 Monday, Jan. 17 - 10:40 a.m.
 Monday, Jan. 24 - 10:40 a.m.
 Monday, Jan. 31 - 10:40 a.m.
 Monday, Feb. 7 - 10:40 a.m.
 Monday, Feb. 14 - 10:40 a.m.
 Monday, Feb. 21 - 10:40 a.m.
 Monday, Feb. 28 - 10:40 a.m.

ATHLETICS COMMUNICATION STAFF



Craig Hammel
 Email: cwhamme2@ncsu.edu
 Cell: 317-292-0858
 Twitter: @Hammel_Craig



NC STATE NUMERICAL ROSTER

No.	Name	Pos.	Class	Ht.	Wt.	Hometown/High School (Previous College)
0	Terquavion Smith	G	Fr.	6-4	160	Greenville, N.C./Farmville Central
1	Dereon Seabron	G	R-So.	6-7	180	Norfolk, Va./Lake Taylor
3	Cam Hayes	G	So.	6-3	180	Greensboro, N.C./Greensboro Day School
4	Jericole Hellesms	F	Sr.	6-7	200	St. Louis, Mo./Chaminade
5	Thomas Allen	G	R-Sr.	6-1	175	Raleigh, N.C./Brewster Academy (Nebraska)
10	Breon Pass	G	Fr.	6-0	175	Reidsville, N.C./Reidsville
11	Jaylon Gibson	F	So.	6-10	220	Zebulon, N.C./Grace Christian School
12	Chase Graham	G	Jr.	6-1	180	Raleigh, N.C./Athens Drive
14	Casey Morsell	G	Jr.	6-3	200	Ft. Washington, Md./St. John's College (Virginia)
15	Manny Bates	F	R-Jr.	6-11	230	Fayetteville, N.C./Northwood Temple Academy
20	Alex Nunnally	G	Fr.	6-2	180	Cary, N.C./Cary Academy
21	Ebenezer Dowuona	F	So.	6-11	225	Accra, Ghana/The Heritage School (Ga.)
23	Greg Gantt	F	Jr.	6-8	215	Fayetteville, N.C./Trinity Christian School (Providence)
24	Ernest Ross	F	Fr.	6-9	190	Alachua, Fla./Santa Fe

COACHING STAFF

Head Coach: Kevin Keatts, 5th Season (Marshall '11)
Assistant Coach: James Johnson, 5th Season (Ferrum College '93)
Assistant Coach: Roy Roberson, 4th Season (Lynchburg '92)
Assistant Coach: Mike Summey, 2nd Season (NC State '97)
Strength and Conditioning Coach: Pat Murphy, 5th Season (UNC-Wilmington '04)
Director of Operations: Steve Snell, 2nd Season (Radford '88)
Director of Player Personnel: Anthony Wright, 5th Season (Maine '99)
Director of Scouting/Quality Control: Billy O'Meara, 3rd Season (Louisville '11)
Video Coordinator: Jackson Hayzlett, 1st Season (Bowling Green '14)
Assistant Athletic Trainer: Ron Cooper, 3rd Season (Daemen College '13)
Assistant Director of Operations: Chris Zupko, 2nd Season (Roanoke College '95)

PRONUNCIATION GUIDE:

Ebenezer **Dowuona** (DUH-WANNA)
 Jericole **Hellesms** (HELL-UMS)
 Alex **Nunnally** (NONE-UH-LEE)
Dereon (DARE - E - ON) **Seabron** (SEE - BRON)
Terquavion (TUR-KWAY-VEE-AHN) Smith
 Roy **Roberson** (ROB - EHR - SIN)

RETURNEES (8)

Thomas Allen
 Manny Bates
 Ebenezer Dowuona
 Jaylon Gibson
 Chase Graham
 Cam Hayes
 Jericole Hellesms
 Dereon Seabron

NEWCOMERS (6)

Greg Gantt
 Casey Morsell
 Alex Nunnally
 Breon Pass
 Ernest Ross
 Terquavion Smith

2020-21 ACC AWARDS

2021 ALL-ACC TEAM

FIRST TEAM

Name	School	Points
Moses Wright, Georgia Tech		344
Justin Champagnie, Pitt		343
Carlík Jones, Louisville		327
Matthew Hurt, Duke		310
Sam Hauser, Virginia		281

SECOND TEAM

Name	School	Points
Keve Aluma, Virginia Tech		277
Jose Alvarado, Georgia Tech		244
Jay Huff, Virginia		214
M.J. Walker, Florida State		200
Aamir Simms, Clemson		176

THIRD TEAM

Name	School	Points
RaiQuan Gray, Florida State		167
Isaiah Wong, Miami		102
Quincy Guerrier, Syracuse		55
Prentiss Hubb, Notre Dame		42
Armando Bacot, North Carolina		41
Scottie Barnes, Florida State		41

HONORABLE MENTION

Name	School	Points
Michael Devoe, Georgia Tech		35
Kihei Clark, Virginia		31
Alan Griffin, Syracuse		29
David Johnson, Louisville		22
Nate Laszewski, Notre Dame		18
Jericole Hellems, NC State		13
Tyrece Radford, Virginia Tech		10

ALL-DEFENSIVE TEAM

Name	School	Points
Jose Alvarado, Georgia Tech		69
Manny Bates, NC State		62
Jay Huff, Virginia		53
Jordan Goldwire, Duke		43
Moses Wright, Georgia Tech		34

ALL-FRESHMAN TEAM

Name	School	Points
Scottie Barnes, Florida State		74
DJ Steward, Duke		67
Day/Ron Sharpe, North Carolina		63
Jae'Lyn Withers, Louisville		58
Caleb Love, North Carolina		32

ACC PLAYER OF THE YEAR

Moses Wright, Georgia Tech

ACC FRESHMAN OF THE YEAR

Scottie Barnes, Florida State

COACH OF THE YEAR

Mike Young, Virginia Tech

DEFENSIVE PLAYER OF THE YEAR

Jose Alvarado, Georgia Tech

MOST IMPROVED PLAYER

Matthew Hurt, Duke

SIXTH MAN OF THE YEAR

Scottie Barnes, Florida State

NOTING NC STATE

■ Kevin Keatts is entering his fifth season as head coach of NC State and for the fifth consecutive season he will have to replace the previous season's leading scorer. Devon Daniels led the team in scoring last season at 16.5 points per game. Jericole Hellems is the leading returning scorer at 12.9 points per game.

■ North Carolina's team? Nine of NC State's 14 players are from the state of North Carolina. That's the most of the four ACC programs based in North Carolina. UNC has six of its 17 players from the state. Duke has five of its 14 players from the state and Wake Forest has four of its 19 players from the state.

■ NC State only has two players (Thomas Allen and Jericole Hellems) who will complete their eligibility this season. Allen is a redshirt senior, who played his first two seasons at Nebraska before transferring home to NC State. Hellems is the only four-year senior on the team. He and redshirt junior Manny Bates have each been in the program four years. Nine of NC State's 14 players are either in their first or second seasons with the program.

■ After not adding any transfers last season for the first time since he became head coach, Kevin Keatts added two transfers this offseason in Providence transfer Greg Gantt and Virginia transfer Casey Morsell. Keatts has now added 13 transfers to the program in his five seasons as head coach.

SATURDAY STORYLINES

■ NC State needs a home win. The Pack has lost five consecutive games at PNC Arena. The last time NC State won a game at PNC Arena was Dec. 1 when it outlasted Nebraska in four overtimes to win. The Pack won its first five home games this season, but lost its last five. In the Kevin Keatts era, NC State is 51-20 (.718) inside PNC Arena. In an odd stat, NC State has won seven of its last nine ACC road games, but has won just one of its last eight ACC home games.

■ Get back to the foul line. NC State has attempted the 10th most free throws in NCAA DI this season with 377 (19.8 attempts per game), but has attempted just 25 in the last three games. NC State attempted 77 more free throws than its opponents in non-conference play, but in ACC play, the Pack's opponents have attempted 24 more free throws than the Pack.

■ NC State has made 40 steals in the last four games (after only posting 25 in its first four ACC games) and now ranks third in steals (8.0) and fourth in turnover margin at +3.16 in conference play.

■ Saturday's matchup is of two teams that value the basketball. UVA ranks second in the ACC and 17th in the NCAA in turnovers per game at 10.1 per game. NC State ranks fourth in the ACC and 21st in the NCAA with an average of 10.3 turnovers per game.

■ Casey Morsell getting back to it. The UVA transfer started the season by averaging 12.3 points per game in the Pack's first eight games of the season. He injured his ankle in the Pack's four overtime win over Nebraska and missed NC State's next two games. Since returning to the lineup, Morsell struggled on the offensive end, but had his best game since returning on Wednesday night when he scored 11 points on 4-of-7 shooting, including 3-of-4 from long-range. Wednesday's double scoring effort was the fifth of the season for Morsell. He only had four double-digit scoring performances in 53 games with the Cavaliers. The Ft. Washington, Md., native also tied his career-high with three steals against the Hokies on Wednesday and now has eight steals in the last four games after only having seven steals in the first 13 games of the season.

■ Smith is not shy: Freshman guard Terquavion Smith has shot at least nine three-pointers in seven of the Pack's last eight games. He only attempted nine or more three-pointers in one of the Pack's first 11 games this season. In conference games, Smith leads the ACC in three-pointers made per game at 3.5 and ranks 10th in three-point field goal percentage at 38.4 percent. If you take out Smith's two off games (vs. Clemson and at Duke) where he shot a combined 1-of-16 from downtown, the Greenville, N.C. native is shooting 47.3 percent from downtown in his other six ACC games.

NC STATE - VIRGINIA SERIES

■ Saturday is the 153rd meeting between the two programs. NC State leads the all-time series, 64-48.

■ NC State is 7-9 all-time against the Cavaliers inside PNC Arena. UVA has won on its last seven trips to PNC Arena. The last time NC State defeated Virginia at home was a 72-67 win on Feb. 21, 2009.

■ The Cavaliers have had a knack for winning the close ones lately at PNC Arena. Outside of a 31-point UVA win in the 2013-14 season, the Cavaliers average winning margin at PNC Arena during its seven-game win streak is less than four points. Virginia's seven-game win streak at PNC Arena is the longest current winning streak for an ACC team.

■ Kevin Keatts is 2-4 against Virginia as head coach of NC State. He is 0-2 against UVA inside PNC Arena. The Pack lost by seven last season to the Cavaliers at home. (It was NC State's second game after losing leading-scorer Devon Daniels to injury) and in the 2018-19 season, the two teams went to overtime, but the eventual National Champions held on to beat the Pack, 66-65, inside PNC Arena.

RELENTLESS

■ On the evening of Jan. 3 in a hotel ballroom in Blacksburg, Va., the Pack - who had lost five straight games, the longest losing streak for NC State since the 2016-17 season - gathered for film review. After film, Kevin Keatts stood in front of his team and gave them an assignment. He wanted the players to get together and come up with one word that would be their rallying call for the rest of the season. It's the word they would say to themselves when times were getting tough. The next morning the players came to Coach Keatts and gave them their word ... Relentless. That evening, the Pack found themselves trailing 59-58 with 4:54 to play after a 9-0 Va Tech run turned a 58-50 NC State lead into a one point deficit. On the ensuing possession, NC State defined relentless by getting five offensive rebounds on one possession until Ebenezer Dowuona finally got one to go down to put the Pack back in front, 60-59, with 3:55 to play. NC State would never trail again on their way to a 68-63 win.

NC STATE CAREER STATS

(Stats in an NC State uniform)

Scoring	Games	Points
Jericole Hellems	111	1,076
Dereon Seabron	43	490
Manny Bates	54	383
Cam Hayes	42	337
Terquavion Smith	19	278
Thomas Allen	34	194
Casey Morsell	17	124
Ebenezer Dowuona	28	81
Jaylon Gibson	33	47
Breon Pass	15	34
Ernest Ross	14	23
Chase Graham	22	16
Alex Nunnally	3	0

Rebounds	Games	Rebounds
Jericole Hellems	111	412
Dereon Seabron	43	264
Manny Bates	54	258
Cam Hayes	42	102
Ebenezer Dowuona	28	97
Terquavion Smith	19	70
Thomas Allen	34	63
Casey Morsell	17	58
Jaylon Gibson	33	48
Breon Pass	15	23
Ernest Ross	14	23
Chase Graham	22	1
Alex Nunnally	3	0

Assists	Games	Assists
Jericole Hellems	111	126
Cam Hayes	42	119
Dereon Seabron	43	86
Thomas Allen	34	51
Terquavion Smith	19	30
Manny Bates	54	24
Casey Morsell	17	14
Breon Pass	15	9
Jaylon Gibson	33	4
Ebenezer Dowuona	28	2
Chase Graham	22	0
Ernest Ross	14	0
Alex Nunnally	3	0

Steals	Games	Steals
Jericole Hellems	111	87
Cam Hayes	42	49
Dereon Seabron	43	46
Thomas Allen	34	33
Terquavion Smith	19	26
Manny Bates	54	25
Casey Morsell	17	16
Ebenezer Dowuona	28	10
Jaylon Gibson	33	5
Breon Pass	15	4
Chase Graham	22	3
Ernest Ross	14	3
Alex Nunnally	3	0

Blocks	Games	Blocks
Manny Bates	54	147
Ebenezer Dowuona	28	41
Jericole Hellems	111	34
Jaylon Gibson	33	9
Dereon Seabron	43	8
Ernest Ross	14	6
Terquavion Smith	19	5
Cam Hayes	42	4
Thomas Allen	34	3
Casey Morsell	17	2
Breon Pass	15	1
Chase Graham	22	0
Alex Nunnally	3	0

PACK HAS HIGHEST SCORING TRIO IN THE ACC

■ NC State's trio of Dereon Seabron, Jericole Hellems and Terquavion Smith are the highest scoring trio in the ACC. The three players combine to average 48.1 points per game this season and NC State is the only team in the ACC to have three players rank in the top-20 in the conference in scoring. The trio is responsible for 63.9 percent of NC State's points this season.

■ The trio has been even more lethal in ACC play. They are combining to average 49.2 points per game in six league games this season and they are scoring 68.2% of the Pack's points in conference play. They are combining to shoot 46.7% in conference play, including 37.7% (49-of-130) from three-point range

■ In the Pack's 79-63 win over Louisville on Jan. 12, Seabron, Hellems and Smith combined for 58 of NC State's 79 points on a combined 68.8% (22-of-32) shooting. They scored 35 of NC State's 44 second half points.

■ The trio has combined for 16 20+-point performances this season (Seabron - 8; Smith - 5; Hellems - 3) and one of the three has led NC State in scoring in all but one game this season. (Casey Morsell led NC State with 22 points in the Pack's win over Colgate on Nov. 13).

■ Seabron ranks third in the ACC in scoring at 19.3 points per game. The Norfolk, Va., native is tied for the second-most 20-point performances by an ACC player this season with eight. Seabron's career-high coming into the season was 17 points. This season he has scored more than 17 points in 11 of 19 games. He scored a career-high 39 points in the Pack's 40T win over Nebraska.

■ Smith is the second-highest true freshman scorer in the ACC at 14.6 ppg. The Farmville, N.C. native has started the last 12 games for NC State and is averaging 17.5 points per game when in the starting lineup. He's tied for the most three-pointers this season (51) by an ACC player. His seven three-pointers against Florida State on 1/1 are tied for the most by an ACC player this season.

■ Hellems ranks 20th in the ACC in scoring at 14.2 points per game. The Saint Louis, Mo., native has scored in double figures in 13 of the last 16 games. Against Miami on 12/29, he became the 55th player in program history to score over 1,000 points in their career.

Highest Scoring Trios in ACC

1. NC State	Dereon Seabron (19.3), Terquavion Smith (14.6) & Jericole Hellems (14.2)	48.1
2. Wake Forest	Alondes Williams (20.3), Jake LaRavia (14.7) & Daivien Williamson (12.4)	47.4
3. Syracuse	Buddy Boeheim (19.2), Jimmy Boeheim (14.2) & Joe Girard III (13.9)	47.3
4. Miami	Kameron McGusty (18.1), Isaiah Wong (16.4) & Charlie Moore (12.5)	47.0

DEREON SEABRON BREAKING OUT

■ Redshirt sophomore guard Dereon Seabron has broken out as one of the ACC's best players this season.

■ Seabron has the second-most double-doubles in the ACC with nine this season and is currently atop of the ACC individual rankings in offensive rebounding (3.4). He ranks second in rebounding (9.5), third scoring (19.3), fifth in field goal percentage (53.1%), ninth in assists (3.6) and 10th in steals (1.6).

■ He leads NC State in scoring, rebounding, assists and steals and his 53.1 percent field goal shooting is also the best on the team. Seabron is the only player in the ACC to lead his team in scoring, rebounding, assists and steals.

■ The ACC doesn't give out player of the month honors, but if it did it would be hard to find a better candidate than Seabron for the month of November. The Norfolk, Va., ended the month, leading the ACC in steals (2.67), tied for first in rebounding (9.83), second in offensive rebounding (3.0), third in field goal percentage (60.3%) and fourth in scoring (18.8). Seabron also had four double-doubles in November, the most of any player in the ACC.

■ Seabron averaged 5.2 points and 3.9 rebounds per game last season as a redshirt freshman. He saw limited time in the first two months of the season as minutes were hard to find with Devon Daniels playing ahead of him. Daniels was injured in the Pack's win over Wake Forest on Jan. 27. At that point in the season Seabron was averaging 3.8 points and 2.4 rebounds per game and had only played more than 15 minutes in a game two times. After Daniels went down, Seabron's minutes went up and he started to show flashes of what was to come this season. He averaged 8.4 points per game over last eight outings of the season and had all three double-digit scoring games of the season during that stretch. He ended the regular season by being named ACC Freshman of the Week on March 8 after posting then career-highs in points (17), rebounds (13) and blocks (3) in a win at Notre Dame

SECOND HALF SEABRON

■ Dereon Seabron has been unstoppable in the second half and overtime of games this season. He averages 12.5 points on 56.5 percent shooting and 5.5 rebounds in the final 20 minutes/OT of games this season.

■ Over the last six games, Seabron is averaging 20.7 points per games. He has scored 83 of his 124 points in the second half of those ballgames, an average of 13.8 points per game in the final 20 minutes.

Dereon Seabron First Half/Second Half Breakdown

	Points	Field Goal %	Rebounding
First Half	6.8	47.5	4.1
Second Half/OT	12.5	56.5	5.5

ACC 2021-22 PRESEASON POLL

School (First-place votes in parentheses)	Points
1. Duke (47)	1132
2. Florida State (14)	1034
3. North Carolina (5)	1001
4. Virginia (9)	949
5. Virginia Tech (5)	857
6. Louisville (1)	791
7. Syracuse	781
8. Notre Dame	599
9. NC State	555
10. Georgia Tech	524
11. Clemson	430
12. Miami	428
13. Wake Forest	274
14. Pitt	253
15. Boston College	112

2021 PRESEASON ALL-ACC FIRST TEAM

Name, School	Points
Buddy Boeheim, Syracuse	68
Keve Aluma, Virginia Tech	52
Paolo Banchero, Duke	49
Armando Bacot, North Carolina	46
Isaiah Wong, Miami	37

2021 PRESEASON ALL-ACC SECOND TEAM

Name, School	Points
Michael Devoe, Georgia Tech	25
Kihei Clark, Virginia	23
Prentiss Hubbs, Notre Dame	17
Mark Williams, Duke	12
Wendell Moore Jr., Duke	9
Malik Williams, Louisville	9
Caleb Love, North Carolina	9

ACC PRESEASON PLAYER OF YEAR

Paolo Banchero, Duke 28
 Keve Aluma, Virginia Tech, 16
 Buddy Boeheim, Syracuse, 13
 Armando Bacot, North Carolina, 12
 Kihei Clark, Virginia, 5
 Wendell Moore Jr., Duke, 3
 Caleb Love, North Carolina, 2
 Mark Williams, Duke, 2

ACC PRESEASON FRESHMAN OF YEAR

Paolo Banchero, Duke 64
 Trevor Keels, Duke, 5
Terquavion Smith, NC State, 3
 Dontrez Styles, North Carolina, 3
 Igor Milicic Jr., Virginia, 3
 Wooga Poplar, Miami, 1
 Benny Williams, Syracuse, 1
 Cameron Hildreth, Wake Forest, 1

TERQUAVION SMITH IS A SHOOTING STAR

■ Terquavion Smith is making a name for himself as one of the best pure scorers in the entire freshman class. He is averaging 14.6 points per game this season which ranks as the second-most by a true freshman in the ACC (behind Duke's Paolo Banchero).
 ■ Smith has made 51 three-pointers this season which is tied with Syracuse's Joe Girard III for the most by an ACC player this season. Smith has made the most three-pointers by a freshman in a power conference this season and has the second-most three-pointers of any freshman in NCAA DI (The Citadel's Jason Roche has made 64).
 ■ Smith's seven three-pointers in the Pack's game against Florida State are tied for the most in a single game by an ACC player this season.
 ■ Smith made his first start of the season in the Pack's game against Louisville on Dec. 4 and has stayed in the lineup since. In 12 games starting, Smith is averaging 17.5 points per game and has hit 38 three-pointers (3.2 per game). The Greenville, N.C., native has scored in double figures in 11 of 12 games since joining the starting lineup and has scored 20+-points in four games.
 ■ He has been named ACC Freshman of the Week two times this season.

HELLEMS HAS SHOWN SUSTAINED IMPROVEMENT

■ NC State senior forward Jericole Hellems has improved his numbers every season of his collegiate career. After making a jump in every statistical category as a sophomore, Hellems made another jump as a junior as he has increased his output in every category.
 ■ The Saint Louis, Mo., native was the only NC State player last season to lead the team in at least one game in points, rebounds, assists, steals and blocks.

Hellems Year-by-Year Statistics

	PPG	FG%	3FG%	RPG	APG	SPG
Senior	14.2	41.7	40.2	4.7	1.4	1.4
Junior	12.8	45.7	39.7	5.1	1.8	1.1
Sophomore	9.5	40.4	33.0	3.4	1.0	0.6
Freshman	5.3	38.6	31.9	2.5	0.7	0.4

WHAT THE PACK IS MISSING IN MANNY BATES

■ Redshirt junior forward Manny Bates suffered a right shoulder dislocation just 57 seconds into the Pack's season-opener and will miss the rest of the regular season.
 ■ The Fayetteville, N.C. native had led the ACC in blocked shots in his freshman and sophomore seasons and was aiming to be the first ACC player since Duke's Shelden Williams (2004-06) to lead the conference in blocked shots in three consecutive seasons.
 ■ Bates registered his 100th career block in just his 34th career game. He is the fastest player in program history to 100 blocks and is the fastest ACC player to 100 career blocks in over 20 seasons. Since 1985-86, Wake Forest's Tim Duncan and Georgia's Tech Alvin Jones are the only ACC players to get to 100 blocks in less games than Bates.
 ■ Bates ranks third (83 - freshman season) and sixth (64 - sophomore season) on NC State's single-season blocked shot chart and is fourth on the program's career blocked shot list.
 ■ Bates has also been an efficient scorer for the Pack. Last season, Bates set the program's single-season field goal percentage record by shooting 64.1 percent (100-of-156) from the field. He also shot 68.6 percent from the free throw line, improving over 20 percentage points from his freshman campaign at the stripe.
 ■ For his career, Bates is shooting 64.7 percent (165-of-255) from the field. He needs 200 made field goals to qualify for the career field goals chart. His current shooting pace would shatter the current leader in career field goal percentage (Kevin Thompson, 1990-93 - 58.8%).

NC State Career Blocked Shot Chart

Rk	Name	Years	GP	Blk
1.	BeeJay Anya	2013-17	129	243
2.	Thurl Bailey	1980-83	123	207
3.	Kevin Thompson	1990-93	118	150
4.	Manny Bates	2019-pres.	54	147

NC State Single Season Field Goal Percentage Chart (minimum 100 made FGs)

Rk	Name	Years	FGM-A	FG%
1.	Manny Bates	2020-21	100-156	.641
2.	Kevin Thompson	1991-92	194-311	.624
3.	T.J. Warren	2012-13	186-299	.622
4.	D.J. Funderburk	2019-20	142-233	.609

TOP BENCH SCORING PERFORMANCES UNDER KEVIN KEATTS

Opponents	Bench Pts	Result
1. USC Upstate (12/22/18)	62	W, 98-71
2. Pitt (1/12/19)	54	W, 86-80
3. Maryland Eastern Shore (11/10/18)	50	W, 94-49
4. The Citadel (12/22/19)	45	W, 83-63
Loyola Maryland (12/28/18)	45	W, 97-64
6. Western Carolina (12/5/18)	44	W, 100-67
7. North Carolina (1/8/19)	43	L, 82-90
8. Saint Peter's (11/20/18)	42	W, 85-57
9. UNC Asheville (11/13/18)	41	W, 100-49
Louisville (3/3/18)	41	W, 76-69

EXPERIENCE LACKING BEHIND MANNY BATES

■ The Pack does not have very much experience in the frontcourt with Bates out for the season. Bates injury means the Pack only has three players on its team that are 6'9" or taller available. Prior to this season, that trio (Ebenezer Dowuona, Jaylon Gibson and Ernest Ross) had played a combined 128 minutes of college basketball with zero starts.

■ Ebenezer Dowuona has stepped into the starting lineup to replace Bates. As a freshman last season, Dowuona appeared in 9 of NC State's 25 games and played a total of 48 minutes. The Ghana native played 25 minutes in each of the Pack's first two games this season to surpass last season's total minutes played. For the season, Dowuona is averaging 4.0 points, 4.7 rebounds and 2.1 blocks per game. He ranks fourth in the ACC in blocked shots per game and 10th in offensive rebounds per game (2.3).

■ Jaylon Gibson appeared in 17 games last season as a freshman and averaged 0.8 points and 0.9 rebounds in 4.7 minutes of action a game. He is averaging 11.6 minutes per game this season and has shown a knack for offensive rebounding, 21 of his 33 rebounds this season are offensive.

IMPORTANCE OF A DEEP BENCH

■ Since Kevin Keatts arrival at NC State, the Pack has had one of the best benches in the country.

■ In 145 games with Keatts as head coach, NC State's bench has averaged 22.1 points per game and has outscored the opponent's bench by 654 points (3,199 bench points for NC State and 2,526 for its opponents).

■ Kevin Keatts teams have accounted for 11 of top-21 NC State bench scoring performances since 1999-2000 season, including the top-3. (see chart to left for best bench performances under Keatts).

PACK HAS BEEN ONE OF ACC'S BEST UNDER KEATTS IN TURNOVER MARGIN

■ In four seasons with Kevin Keatts, NC State has finished second twice, third place once and fourth place once in the ACC in turnover margin. The Pack had a +2.64 turnover margin in 2017-18 and a +3.08 turnover margin in 2018-19. In the Kevin Keatts era, NC State is 73-33 (68.9%) when it has the same or fewer turnovers than its opponent and just 15-24 when it has more turnovers than its opponent.

DEFENSIVE PRESSURE UNDER KEATTS

■ In the first two seasons under Kevin Keatts, the Pack led the ACC in forcing opponent turnovers. After ranking fifth in the ACC in his third season, the Pack was back towards the top, finishing in second place. In his first season with NC State in 2017-18, the Pack forced 487 opponent turnovers, an average of 14.8 per game. In 2018-19, NC State forced 560 turnovers, an average of 15.6 per game. The 560 opponent turnovers are the third-most forced turnovers in program history. In the Kevin Keatts era, NC State is 49-18 (73.1%) when it forces an opponent into 15 or more turnovers.

Associated Press Top-25 (Jan. 17)

RK	Team	Record	Pts.
1.	Gonzaga (25)	14-2	1486
2.	Auburn (36)	16-1	1482
3.	Arizona	14-1	1320
4.	Purdue	14-2	1255
5.	Baylor	15-2	1238
6.	Duke	14-2	1205
7.	Kansas	14-2	1192
8.	Wisconsin	14-2	1056
9.	UCLA	11-2	1041
10.	Houston	15-2	1036
11.	Villanova	13-4	908
12.	Kentucky	14-3	804
13.	LSU	15-2	738
14.	Michigan State	14-3	681
15.	Iowa State	14-3	665
16.	USC	14-2	618
17.	Illinois	11-3	208
18.	Texas Tech	11-3	373
19.	Ohio State	10-3	510
20.	Xavier	12-2	453
21.	Providence	14-2	250
22.	Loyola	13-2	193
23.	Texas	12-3	282
24.	Tennessee	11-5	98
25.	UConn	11-4	73

USA Today Coaches Poll Top-25 (Jan. 17)

RK	Team	Record	Pts.
1.	Gonzaga (23)	12-2	787
2.	Auburn (8)	14-1	759
3.	Arizona (1)	12-1	687
4.	Purdue	13-2	647
5.	Duke	12-2	643
6.	Baylor	15-0	642
7.	Kansas	12-2	611
8.	Wisconsin	13-2	546
9.	UCLA	10-1	530
10.	Houston	14-2	491
11.	Villanova	11-4	479
12.	Kentucky	12-3	419
13.	Michigan State	13-2	366
14.	Iowa State	13-2	326
15.	USC	13-0	322
16.	LSU	14-1	300
17.	Illinois	11-3	297
18.	Ohio State	10-3	263
19.	Texas Tech	11-3	261
20.	Xavier	12-2	252
21.	Providence	14-2	227
22.	Texas	12-3	103
23.	Colorado State	13-1	75
24.	Loyola	13-2	60
25.	Tennessee	11-5	53
	UConn	11-4	52

NC State in the Polls

	AP	USA Today
Preseason	-	-
Nov. 15	-	-
Nov. 22	-	-
Nov. 29	-	-
Dec. 6	-	-
Dec. 13	-	-
Dec. 20	-	-
Dec. 27	-	-
Jan. 3	-	-
Jan. 10	-	-
Jan. 17	-	-

NC STATE IN ACC RANKINGS

(Thru 1/19/22)

Individual

Scoring

3. Dereon Seabron	19.3
17. Terquavion Smith	14.6
20. Jericole Helles	14.2

Rebounding

2. Dereon Seabron	9.5
-------------------	-----

Offensive Rebounding

1. Dereon Seabron	3.3
10. Ebenezer Dowuona	2.3

Field Goal Percentage

5. Dereon Seabron	53.1
-------------------	------

Three-Point Field Goals Per Game

2. Terquavion Smith	2.7
---------------------	-----

Three-Point Field Goal Percentage

3. Terquavion Smith	35.4
---------------------	------

Free Throw Percentage

9. Jericole Helles	81.7
--------------------	------

Assists

9. Dereon Seabron	3.5
-------------------	-----

Steals

11. Dereon Seabron	1.6
--------------------	-----

Blocked Shots

4. Ebenezer Dowuona	2.1
---------------------	-----

Minutes

2. Dereon Seabron	37.0
4. Jericole Helles	35.1

Team

Category	Team	Rank	Stat
Scoring Offense		6th	75.2
Scoring Defense		14th	74.3
Scoring Margin		13th	+0.9
Free Throw %		11th	70.6
Field Goal %		13th	42.2
Field Goal % Defense		14th	45.1
3-Point FG Made/Game		8th	7.8
3-Point FG %		11th	32.4
Offensive Rebounds/Game		1st	12.8
Rebounding Margin		13th	-0.8
Blocked Shots		5th	4.0
Assists		14th	11.8
Steals		3rd	8.0
Turnovers		4th	10.3
Forcing Turnovers		6th	13.3
Turnover Margin		4th	+3.2
Assist/Turnover Ratio		9th	1.14

HELLEMS IS 55TH PLAYER IN PROGRAM HISTORY TO SCORE 1000 POINTS

■ Senior forward Jericole Helles scored his 1,000th career point in the Pack's game at Miami on Dec. 29. He is the 55th player in program history to reach the 1,000-point plateau.

NC State Career Scoring Chart

Rk	Name	Years	GP	Points
46.	Ben McCauley	2006-09	124	1,138
47.	John Richter	1957-59	74	1,109
48.	Tommy Mattocks	1964-66	71	1,086
49.	Jericole Helles	2018-pres.	111	1,076

REPLACE THE LEADING SCORER? NOTHING NEW FOR KEATTS

■ NC State lost its leading scorer from the previous season as Devon Daniels and his team-best 16.5 points per game average graduated. The loss of the previous season's leading scorer is nothing new for Keatts. Since he became head coach of the Pack in the spring of 2017 he has had to replace the team's leading scorer each season.

Replacing Leading Scorer under Keatts

Season	Previous Season Leading Scorer	Leading Scorer That Season
2017-18	Dennis Smith, Jr. (18.1)	Allerik Freeman (16.1)
2018-19	Allerik Freeman (16.1)	Torin Dorn (14.0)
2019-20	Torin Dorn (14.0)	C.J. Bryce (13.3)
2020-21	C.J. Bryce (13.3)	Devon Daniels (16.50)
2021-22	Devon Daniels (16.5)	?

■ As a program, NC State has not had a player repeat as scoring leader since C.J. Leslie led the team in scoring in the 2011-12 and 2012-13 seasons.

DEREON SEABRON NAMED ACC PLAYER OF THE WEEK (TWO TIMES)

■ Redshirt sophomore guard Dereon Seabron has been named ACC Player of the Week on Monday, Nov. 15 and Monday, Dec. 6 to start this season.

■ Seabron posted double-doubles in NC State's two opening week wins. He had a then-career-high 18 points and 12 rebounds in the win over Bucknell. He followed up by resetting his career-high with 21 points and 10 rebounds against Colgate. Seabron hit the game-winning free throws, breaking a 74-74 tie, with two seconds remaining against Colgate.

■ In the first games of December, Seabron had career-highs in points (39) and rebounds (19) to lead the Pack to a 4 OT win over Nebraska on Dec. 1. He followed up with 11 points and nine rebounds in the Pack's ACC-opener against Louisville.

ROAD WIN STREAK

■ NC State ended the 2021-22 regular season winning its last five conference road games. It's the first time since the 1973-74 season that NC State has won five consecutive ACC road games in the same season.

NC STATE ADDS THREE TALENTED SIGNEES IN 2021 CLASS TO THIS YEAR'S ROSTER

■ NC State has added three four-star freshmen to this year's roster in Breon Pass (Reidsville, N.C.), Ernest Ross (Alachua, Fla.) and Terquavion Smith (Greenville, N.C.)

■ Smith won three consecutive North Carolina Class 2A State Titles and was named North Carolina Mr. Basketball and North Carolina Gatorade Player of the Year. Ross was named Player of the Year in Florida by the coaches association and led his high school to the state championship game, while Pass is one of the more decorated dual-sport signees in NC State history. Pass had power five offers to play both college basketball and college football. Pass averaged 32.6 points and 12.3 rebounds per game on the basketball court and caught 35 passes for 758 yards and 11 touchdowns on the football field as a senior.

NC STATE ADDS TWO SIGNEES IN FALL CLASS

■ NC State signed two players on the first day of the fall signing period on Nov. 10. The Pack added Shawn Phillips (Dayton, Ohio) and LJ Thomas (Stone Mountain, Ga.) to the program. Both players will join the team for the 2022-23 season

- Phillips is a four-star prospect according to ESPN and Rivals. He's ranked as the No. 98 overall prospect in the country according to Rivals and is playing his senior season at Dream City Christian School in Glendale, Ariz.

- Thomas is a four-star prospect by ESPN and the No. 138 overall recruit in the country according to 247Sports. He averaged 18.5 points, 4.2 assists and 3.5 rebounds per game while shooting 44 percent from the

PERCENTAGE RETURNING/LEADERS

Stat	Returning	Total	% Returning	Returning Leader	Last Season's Leader
Points	1015	1820	55.8%	Jericole Helles (12.9)	Devon Daniels (16.5)
Rebounds	539	1142	47.2%	Manny Bates (5.9)	Manny Bates (5.9)
Assists	179	328	54.6%	Cam Hayes (3.1)	Cam Hayes (3.1)
Blocks	84	106	79.2%	Manny Bates (64)	Manny Bates (64)
Steals	107	202	53.0%	Cam Hayes (29)	Shakeel Moore (35)

NC State's Record When...	
At Home.....	6-5
On the Road.....	2-2
Neutral.....	1-3
OT Game.....	
Day Game.....	2-5
Night Game (after 6 p.m.).....	7-5
Lead at Halftime.....	4-3
Trail at Halftime.....	4-7
Tied at Halftime.....	1-0
Scores 100+ Points.....	1-0
Scores 90+ Points.....	2-0
Scores 80+ Points.....	3-2
Scores 70+ Points.....	6-6
Scores 60+ Points.....	9-9
Scores less than 60 Points.....	0-1
Opponent scores 100+ Points.....	1-0
Opponent scores 90+ Points.....	1-1
Opponent scores 80+ Points.....	2-6
Opponent scores 70+ Points.....	4-9
Opponent scores 60+ Points.....	7-10
Opponent scores less than 60 Points.....	2-0
Games decided by 1 point.....	
Games decided by 5 points or less.....	3-4
Games decided by 6-9 points.....	2-3
Games decided by 10-19 points.....	4-3
Games decided by more than 20 points.....	
Leads with 5 minutes to play.....	8-2
Trails with 5 minutes to play.....	1-6
Tied with 5 minutes to play.....	0-2
Shoots 50% or better.....	2-1
Shoots between 40-49%.....	6-5
Shoots under 40%.....	1-4
Opponent shoots 50% or better.....	1-6
Opponent shoots between 40-49%.....	6-3
Opponent shoots under 40%.....	2-1
Shoots 30% or better from 3-point.....	5-4
Shoots under 30% from 3-point.....	4-6
Opponent shoots 30% or better from 3-point.....	6-7
Opponent shoots under 30% from 3-point.....	3-3
Shoots 70% or better from the FT line.....	5-4
Shoots between 60-69% from the FT line.....	2-4
Shoots under 60% from the FT line.....	2-2
Opponent shoots 70% or better from the FT line.....	5-8
Opponent shoots between 60-69% from the FT line.....	3-1
Opponent shoots under 60% from the FT line.....	1-1
Commits 15 or more turnovers.....	1-3
Commits fewer than 15 turnovers.....	8-7
Forces 15+ turnovers.....	2-3
Forces fewer than 15 turnovers.....	7-7
Has fewer or same number of turnovers.....	8-9
Outrebounds opponent.....	5-2
Outrebounded by opponent.....	3-6
Ties opponents in rebounding.....	1-2
November.....	5-1
December.....	2-5
January.....	2-4
February.....	
March.....	
Monday.....	
Tuesday.....	3-1
Wednesday.....	2-3
Thursday.....	1-0
Friday.....	0-1
Saturday.....	2-4
Sunday.....	1-1

Opponent	Starting Lineups						Result
Bucknell	Hayes	Morsell	Seabron	Helles	Bates		W, 88-70
Colgate	Hayes	Morsell	Seabron	Helles	Dowuona		W, 77-74
vs. Central Connecticut	Hayes	Morsell	Seabron	Helles	Dowuona		W, 79-65
vs. Oklahoma State	Hayes	Morsell	Seabron	Helles	Dowuona		L, 68-74
Texas Southern	Hayes	Morsell	Seabron	Helles	Dowuona		W, 65-57
Louisiana Tech	Hayes	Morsell	Seabron	Helles	Dowuona		W, 90-81
Nebraska	Hayes	Morsell	Seabron	Helles	Dowuona		W, 104-100
Louisville	Hayes	Smith	Seabron	Helles	Dowuona		L, 68-73
Bethune-Cookman	Hayes	Smith	Seabron	Helles	Dowuona		W, 65-48
vs. Purdue	Hayes	Smith	Seabron	Helles	Dowuona		L, 72-82
vs. Richmond	Hayes	Smith	Seabron	Helles	Dowuona		L, 74-83
Wright State	Hayes	Smith	Seabron	Helles	Dowuona		L, 70-84
at Miami	Hayes	Smith	Seabron	Helles	Dowuona		L, 83-91
Florida State	Allen	Smith	Seabron	Helles	Dowuona		L, 81-83
at Virginia Tech	Allen	Smith	Seabron	Helles	Dowuona		W, 68-63
Clemson	Allen	Smith	Seabron	Helles	Dowuona		L, 65-70
at Louisville	Allen	Smith	Seabron	Helles	Dowuona		W, 79-63
at Duke	Allen	Smith	Seabron	Helles	Dowuona		L, 73-88
Virginia Tech	Allen	Smith	Seabron	Helles	Dowuona		L, 59-62

Starting Lineups

W-L

5-1	Dowuona, Hayes, Helles, Morsell, Seabron
2-4	Allen, Dowuona, Helles, Seabron, Smith
1-5	Dowuona, Hayes, Helles, Seabron, Smith
1-0	Bates, Hayes, Helles, Morsell, Seabron

Margin of Victory/Defeat

	1	2	3	4	5	6	7	8	9	10	11-15	16-19	20-24	25+
Wins	-	-	1	1	1	-	-	1	1	-	1	3	-	-
Losses	-	1	1	-	2	1	-	1	1	1	2	-	-	-

Most First Half Points

NC State	41	3x; last vs. Florida State (1/1/22)
Opponents	45	Duke (1/15/22)

Most Second Half Points

NC State	49	vs. Louisiana Tech (11/27/21)
Opponents	51	Miami (12/29/21)

Fewest First Half Points

NC State	21	vs. Virginia Tech (1/19/22)
Opponents	27	Purdue (12/12/21)

Fewest Second Half Points

NC State	31	vs. Bethune-Cookman (12/9/21)
Opponents	19	Bethune-Cookman (12/9/21)

Largest Halftime Lead

NC State	8	2x; last at Louisville (1/12/22)
Opponents	14	2x; last Virginia Tech (1/19/22)

Largest Margin of Victory

NC State	18	vs. Bucknell (11/9/21)
Opponents	15	Duke (1/15/22)

How Scored First Points

Lay-Up	7
Jump Shot	6
Three-pointer	4
Dunk	1
Free Throw	1

Scored First Point

Ebenezer Dowuona	4
Jericole Helles	3
Dereon Seabron	3
Terquavion Smith	3
Thomas Allen	2
Casey Morsell	2
Jaylon Gibson	1
Cam Hayes	1

INDIVIDUAL POINTS-REBOUNDS-ASSISTS

	Thomas Allen	Manny Bates	Ebenezer Dowuona	Greg Gantt	Jaylon Gibson	Chase Graham	Cam Hayes	Jericole Hellems	Casey Morsell	Alex Nunnally	Breon Pass	Ernest Ross	Dereon Seabron	Terquavion Smith
Bucknell	DNP	0-0-0	2-9-0	DNP	0-2-0	0-0-0	9-3-4	22-4-0	13-6-0	0-0-0	4-3-1	0-1-0	18-12-1	20-3-1
Colgate	0-0-0	INJ	4-4-0	DNP	4-3-1	DNP	10-1-1	4-4-2	22-4-0	DNP	0-0-1	DNP	21-10-4	12-4-2
vs. Central Connecticut	8-0-2	INJ	3-4-0	DNP	4-5-0	0-0-0	10-1-3	4-2-0	8-3-3	0-0-0	7-0-0	0-6-0	24-9-2	11-3-5
vs. Oklahoma State	0-0-0	INJ	2-3-0	DNP	5-4-0	DNP	16-3-1	18-4-0	8-7-2	DNP	DNP	0-0-0	19-10-3	0-2-2
Texas Southern	2-2-2	INJ	1-6-0	DNP	4-3-0	DNP	11-3-5	10-4-1	7-5-0	DNP	2-2-0	0-0-0	21-11-4	7-1-2
Louisiana Tech	DNP	INJ	10-1-0	DNP	2-5-0	DNP	14-3-5	31-4-0	14-3-1	DNP	0-0-1	0-0-0	10-7-5	9-4-4
Nebraska	5-3-0	INJ	4-8-0	DNP	0-0-0	DNP	13-4-2	15-7-4	14-4-0	DNP	3-7-1	2-3-0	39-19-4	9-11-1
Louisville	0-0-2	INJ	7-3-0	DNP	0-1-0	DNP	15-3-1	18-5-5	DNP	DNP	0-2-0	0-0-0	11-9-2	17-4-0
Bethune-Cookman	3-2-0	INJ	8-8-0	DNP	0-2-0	0-0-0	6-2-3	13-4-5	DNP	0-0-0	3-0-0	2-1-0	16-13-2	14-4-2
vs. Purdue	0-1-0	INJ	0-2-0	DNP	4-2-1	DNP	12-5-2	12-3-1	3-5-0	DNP	DNP	2-0-0	18-6-4	21-3-2
vs. Richmond	0-0-0	INJ	5-8-0	DNP	2-0-1	DNP	16-2-3	12-4-1	0-4-0	DNP	0-0-0	DNP	21-13-3	18-2-0
Wright State	0-0-0	INJ	4-8-0	DNP	0-1-1	DNP	5-5-3	14-7-1	6-4-1	DNP	0-0-0	4-4-0	10-5-3	27-2-1
at Miami	13-7-3	INJ	4-3-0	DNP	DNP	DNP	0-3-4	24-6-1	4-0-1	DNP	5-2-2	5-0-0	14-11-6	14-4-1
Florida State	9-2-3	INJ	0-3-0	DNP	0-2-0	DNP	2-0-1	8-2-1	2-1-1	DNP	5-4-1	DNP	32-7-7	23-5-3
at Virginia Tech	5-0-3	INJ	2-2-0	DNP	DNP	DNP	4-3-1	15-5-1	0-2-2	DNP	DNP	4-3-0	21-10-3	17-7-1
Clemson	10-3-1	INJ	2-2-0	DNP	0-0-0	DNP	7-3-0	8-7-1	9-4-2	DNP	0-2-0	0-0-0	27-7-3	2-3-1
at Louisville	8-0-4	INJ	6-1-0	DNP	DNP	DNP	3-2-4	19-6-0	0-1-1	DNP	DNP	4-5-0	15-7-5	24-5-1
at Duke	5-1-3	INJ	10-9-1	DNP	4-2-0	DNP	4-0-1	7-7-1	3-1-0	DNP	5-0-2	INJ	16-10-2	19-2-1
Virginia Tech	0-0-0	INJ	2-5-1	DNP	4-1-0	DNP	0-1-3	15-4-2	11-4-0	DNP	0-1-0	INJ	13-5-4	14-1-0

Points Leader*	Season	Career	Blocks Leader*	Season	Career	10+ Assists	Season	Career
Jericole Hellems	5	16	Manny Bates		41			
Dereon Seabron	9	10	Ebenezer Dowuona	13	13	Double-Doubles	Season	Career
Terquavion Smith	4	4	Jericole Hellems	5	10	Dereon Seabron	10	11
Thomas Allen		3	Jaylon Gibson	3	4	Manny Bates		2
Cam Hayes		2	Dereon Seabron	1	3	Jericole Hellems		1
Manny Bates		1	Terquavion Smith	3	3			
Casey Morsell	1	1	Thomas Allen		1	Triple-Doubles	Season	Career
			Cam Hayes	1	1			
			Casey Morsell	1	1			
Rebounds Leader*	Season	Career	10+ Points	Season	Career	Free Throws in Final 4 Minutes of 2nd Half (& OT)		
Dereon Seabron	18	22	Jericole Hellems	14	53	Jaylon Gibson	2-2	1.000
Manny Bates		13	Dereon Seabron	19	22	Jericole Hellems	12-14	.857
Jericole Hellems	1	13	Thomas Allen	2	17	Casey Morsell	4-5	.800
Ebenezer Dowuona	2	2	Cam Hayes	9	15	Dereon Seabron	27-36	.750
Thomas Allen		1	Manny Bates		14	Cam Hayes	6-8	.750
			Terquavion Smith	14	14	Thomas Allen	3-4	.750
Assists Leader*	Season	Career	Casey Morsell	5	9	Ebenezer Dowuona	5-10	.500
Cam Hayes	5	15	Ebenezer Dowuona	2	2	Terquavion Smith	4-8	.500
Dereon Seabron	13	14	20+ Points	Season	Career	Ernest Ross	2-4	.500
Jericole Hellems	3	8	Dereon Seabron	8	8	Breon Pass	1-2	.500
Thomas Allen	2	5	Jericole Hellems	3	7			
Manny Bates		1	Terquavion Smith	5	5			
Terquavion Smith	1	1	Manny Bates		1			
Steals Leader*	Season	Career	Cam Hayes	1	1			
Jericole Hellems	7	22	Casey Morsell	1	1			
Cam Hayes	2	8	30+ Points	Season	Career			
Dereon Seabron	5	8	Dereon Seabron	2	2			
Terquavion Smith	7	7	Jericole Hellems	1	1			
Thomas Allen		3	10+ Rebounds	Season	Career			
Ebenezer Dowuona	2	2	Dereon Seabron	10	11			
Casey Morsell	2	2	Manny Bates		3			
Manny Bates		1	Jericole Hellems		1			
			20+ Rebounds	Season	Career			

-includes ties/NC State only

NC STATE GAME-BY-GAME LEADERS

OPPONENT	RESULT	POINTS	REBOUNDS	ASSISTS	STEALS	BLOCKS
Bucknell	W, 88-80	Jericole Hellems - 24	Dereon Seabron - 12	Cam Hayes - 4	Terquavion Smith - 4	Ebenezer Dowuona - 2
Colgate	W, 77-74	Casey Morsell - 22	Dereon Seabron - 10	Dereon Seabron - 4	Jericole Hellems - 2	Jericole Hellems - 1 Terquavion Smith - 1
vs. Central Connecticut	W, 79-65	Dereon Seabron - 24	Dereon Seabron - 9	Terquavion Smith - 5	Dereon Seabron - 3	Ebenezer Dowuona - 1 Casey Morsell - 1 Terquavion Smith - 1
vs. Oklahoma State	L, 68-74	Dereon Seabron - 19	Dereon Seabron - 10	Dereon Seabron - 3	Ebenezer Dowuona - 3	Jaylon Gibson - 2
Texas Southern	W, 65-57	Dereon Seabron - 21	Dereon Seabron - 11	Cam Hayes - 5	Dereon Seabron - 3	Cam Hayes - 2 Jericole Hellems - 2
Louisiana Tech	W, 90-81	Jericole Hellems - 31	Dereon Seabron - 7	Cam Hayes - 5 Dereon Seabron - 5	Dereon Seabron - 5	Ebenezer Dowuona - 6
Nebraska	W, 104-100	Dereon Seabron - 39	Dereon Seabron - 19	Jericole Hellems - 4 Dereon Seabron - 4	Ebenezer Dowuona - 2 Casey Morsell - 2 Dereon Seabron - 2	Ebenezer Dowuona - 8
Louisville	L, 68-73	Jericole Hellems - 18	Dereon Seabron - 9	Jericole Hellems - 5	Jericole Hellems - 3	Ebenezer Dowuona - 2
Bethune-Cookman	W, 65-48	Dereon Seabron - 16	Dereon Seabron - 13	Jericole Hellems - 5	Jericole Hellems - 3	Ebenezer Dowuona - 4
vs. Purdue	L, 72-82	Terquavion Smith - 21	Dereon Seabron - 6	Dereon Seabron - 4	Terquavion Smith - 2	Ebenezer Dowuona - 2
vs. Richmond	L, 74-83	Dereon Seabron - 21	Dereon Seabron - 13	Cam Hayes - 3 Dereon Seabron - 3	Jericole Hellems - 3	Ebenezer Dowuona - 3
Wright State	L, 74-83	Terquavion Smith - 27	Ebenezer Dowuona - 8	Cam Hayes - 3 Dereon Seabron - 3	Jericole Hellems - 2 Terquavion Smith - 2	Ebenezer Dowuona - 1 Jericole Hellems - 1
at Miami	L, 83-91	Jericole Hellems - 24	Dereon Seabron - 11	Dereon Seabron - 6	Terquavion Smith - 3	Ebenezer Dowuona - 2
Florida State	L, 81-83	Dereon Seabron - 32	Dereon Seabron - 7	Dereon Seabron - 7	Dereon Seabron - 2	Ebenezer Dowuona - 2
at Virginia Tech	W, 68-63	Dereon Seabron - 21	Dereon Seabron - 10	Thomas Allen - 3 Dereon Seabron - 3	Cam Hayes - 2 Jericole Hellems - 2 Terquavion Smith - 2	Ebenezer Dowuona - 3
Clemson	L, 65-70	Dereon Seabron - 27	Dereon Seabron - 7	Dereon Seabron - 3	Jericole Hellems - 4	Jaylon Gibson - 1 Dereon Seabron - 1
at Louisville	W, 79-63	Terquavion Smith - 24	Dereon Seabron - 7	Dereon Seabron - 5	Terquavion Smith - 3	Jericole Hellems - 3
at Duke	L, 73-88	Terquavion Smith - 19	Dereon Seabron - 10	Thomas Allen - 3	Cam Hayes - 3	Ebenezer Dowuona - 1 Jaylon Gibson - 1 Terquavion Smith - 1
Virginia Tech	L, 59-62	Jericole Hellems - 15	Ebenzer Dowuona - 5 Dereon Seabron - 5	Dereon Seabron - 4	Casey Morsell - 3 Terquavion Smith - 3	Jericole Hellems - 1

TEAM GAME-BY-GAME STATS

	DATE	RESULT	FG-A	PCT.	3FG-A	PCT.	FT-A	PCT.	REBOUNDS O-D-TOTAL	PF	PTS.	A	TO	BLK	ST	MIN.	PTS. AT HALF
Bucknell			29-63	.460	9-31	.290	3-4	.750	8-24-32	17	70	14	17	1	1	200	40
at NC State	Nov. 9	W, 88-70	33-72	.458	7-25	.280	15-20	.750	17-26-43	12	88	7	8	2	13	200	40
Colgate			25-55	.455	12-28	.429	12-15	.800	10-19-29	18	74	19	11	2	3	200	37
at NC State	Nov. 13	W, 77-74	28-57	.491	4-15	.267	17-21	.810	10-21-31	12	77	11	6	2	6	200	38
Central Connecticut			22-55	.400	9-24	.375	12-19	.632	9-26-35	20	65	12	14	1	4	200	33
vs. NC State	Nov. 16	W, 79-65	27-60	.450	11-23	.478	14-23	.609	12-28-40	18	79	15	11	3	6	200	32
Oklahoma State			24-62	.387	2-13	.154	24-31	.774	16-28-44	27	74	14	12	10	8	200	31
vs. NC State	Nov. 17	L, 68-74	17-56	.304	5-20	.250	29-35	.829	15-24-39	23	68	8	17	5	7	200	25
Texas Southern			20-65	.308	6-13	.462	11-20	.550	18-30-48	25	57	8	14	4	3	200	31
at NC State	Nov. 21	W, 65-57	22-55	.400	4-21	.190	17-29	.586	9-32-41	21	65	14	9	8	9	200	28
Louisiana Tech			30-59	.508	6-18	.333	15-18	.833	12-24-36	16	81	14	14	3	3	200	33
at NC State	Nov. 27	W, 90-81	32-62	.516	11-23	.478	15-19	.789	9-19-28	15	90	16	6	7	10	200	41
Nebraska			40-96	.417	9-37	.243	11-15	.733	14-35-49	29	100	18	16	4	11	300	39
at NC State	Dec. 1	W, 104-100	33-90	.367	6-35	.171	32-43	.744	25-45-70	19	104	12	20	11	9	300	38
Louisville			25-60	.417	11-28	.393	12-15	.800	14-32-46	16	73	15	13	3	4	200	43
at NC State	Dec. 4	L, 68-73	24-60	.400	8-28	.286	12-18	.667	7-23-30	16	68	10	6	3	6	200	29
Bethune-Cookman			21-58	.362	2-13	.154	4-6	.667	12-26-38	16	48	8	14	3	5	200	29
at NC State	Dec. 9	W, 65-48	24-60	.400	7-23	.304	10-16	.625	12-26-38	8	65	12	9	6	8	200	34
Purdue			30-60	.500	5-21	.238	17-25	.680	11-32-43	16	82	18	14	9	6	225	27
vs. NC State	Dec. 12	L, 72-82	26-62	.419	8-21	.381	12-15	.800	7-23-30	24	72	10	13	3	7	225	31
Richmond			31-59	.525	7-19	.368	14-18	.778	6-27-33	21	83	19	10	3	5	200	39
vs. NC State	Dec. 17	L, 74-83	23-61	.377	7-22	.318	21-34	.618	15-22-37	19	74	8	7	3	5	200	35
Wright State			31-59	.525	7-18	.389	15-16	.938	8-31-39	15	84	15	13	4	5	200	37
at NC State	Dec. 21	L, 70-84	29-73	.397	7-25	.280	5-9	.556	15-21-36	17	70	10	9	3	6	200	38
at Miami			31-56	.554	10-19	.526	19-26	.731	6-26-32	15	91	15	9	4	7	200	40
NC State	Dec. 29	L, 83-91	30-72	.417	8-27	.296	15-19	.789	18-23-41	19	83	18	7	3	8	200	41
Florida State			29-57	.509	6-15	.400	19-26	.731	13-25-38	15	83	14	15	4	8	200	43
at NC State	Jan. 1	L, 81-83	28-54	.519	12-27	.444	13-19	.684	7-21-28	22	81	17	15	2	5	200	41
at Virginia Tech			23-53	.434	8-23	.348	9-11	.818	8-18-26	13	63	14	10	3	3	200	33
NC State	Jan. 4	W, 68-63	26-59	.441	9-24	.375	7-9	.778	14-22-36	16	68	11	9	3	6	200	29
Clemson			28-57	.491	3-10	.300	11-13	.846	7-29-36	17	70	10	16	5	9	200	30
at NC State	Jan. 8	L, 65-70	19-60	.317	9-28	.321	18-23	.783	13-23-36	18	65	8	15	2	12	200	28
at Louisville			23-50	.460	6-14	.429	11-18	.611	9-23-32	15	63	15	14	0	5	200	27
NC State	Jan. 12	W, 79-63	32-57	.561	12-25	.480	3-6	.500	5-23-28	19	79	15	8	5	7	200	35
at Duke			35-60	.583	4-13	.308	14-24	.583	15-23-38	10	88	23	12	10	8	200	45
NC State	Jan. 15	L, 73-88	31-75	.413	5-19	.263	6-10	.600	22-16-38	17	73	11	11	3	10	200	36
Virginia Tech			26-53	.491	7-24	.292	3-4	.750	12-25-37	17	62	13	17	5	5	200	35
at NC State	Jan. 19	L, 59-62	23-56	.411	8-27	.296	5-9	.556	11-15-26	11	59	10	9	1	11	200	21

* - Overtime

SPECIALTY SCORING STATS

	POINTS IN THE PAINT			POINTS OFF TOS			2ND CHANCE POINTS			FAST BREAK POINTS			BENCH POINTS		
	ST	OPP	MARGIN	ST	OPP	MARGIN	ST	OPP	MARGIN	ST	OPP	MARGIN	ST	OPP	MARGIN
Bucknell	40	28	+12	23	12	+11	18	9	+9	17	9	+8	26	9	+17
Colgate	34	24	+10	15	11	+4	12	4	+8	16	7	+9	16	25	-9
vs. Central Connecticut	30	24	+6	17	12	+5	5	7	-2	24	11	+13	30	25	+5
vs. Oklahoma State	24	42	-18	13	15	-2	14	13	+1	15	32	-17	5	56	-51
Texas Southern	32	26	+6	10	5	+5	2	11	-9	20	11	+9	15	24	-9
Louisiana Tech	30	48	-18	17	4	+13	6	13	-7	12	15	-3	11	21	-10
Nebraska	46	52	-6	22	13	+9	21	7	+14	21	22	-1	19	31	-12
Louisville	30	26	+4	12	7	+5	5	10	-5	12	11	+1	0	28	-28
Bethune-Cookman	28	34	-6	15	8	+7	16	8	+8	19	9	+10	8	9	-1
vs. Purdue	34	50	-16	19	14	+5	9	14	-5	11	10	+1	9	39	-30
vs. Richmond	30	46	-16	6	9	-3	14	3	+11	12	2	+10	2	12	-10
Wright State	32	46	-14	13	14	-1	12	14	-2	13	10	+3	10	4	+6
at Miami	38	40	-2	8	10	-2	21	10	+11	24	17	+7	27	18	+9
Florida State	32	46	-14	15	19	-4	8	14	-6	18	16	+2	9	35	-26
at Virginia Tech	26	28	-2	12	12	-	16	11	+5	4	4	-	8	7	+1
Clemson	20	44	-24	15	9	+6	14	6	+8	15	14	+1	16	15	+1
at Louisville	36	34	+2	20	9	+11	7	9	-2	4	0	+4	7	52	-45
at Duke	38	58	-20	16	8	+8	16	21	-5	15	16	-1	16	18	-2
Virginia Tech	22	34	-12	21	11	+10	11	13	-2	20	7	+13	15	17	-2

LEAD/DEFICIT BREAKDOWN GAME-BY-GAME

	FIRST HALF SCORE			SECOND HALF SCORE			FINAL SCORE			LARGEST		TIMES TIED	LEAD CHANGES	TIME LED MIN.
	ST	OPP	MARGIN	ST	OPP	MARGIN	ST	OPP	MARGIN	LEAD	DEFICIT			
Bucknell	40	40	-	48	30	+18	88	70	+18	21	12	3	3	19:47
Colgate	38	37	+1	39	37	+2	77	74	+3	10	2	7	12	31:56
vs. Central Connecticut	32	33	-1	47	32	+15	79	65	+14	17	6	4	6	26:50
vs. Oklahoma State	25	31	-6	43	43	-	68	74	-6	9	14	1	1	15:01
Texas Southern	28	31	-3	37	26	+11	65	57	+8	10	5	4	6	28:05
Louisiana Tech	41	33	+8	49	48	+1	90	81	+9	15	2	1	1	38:47
Nebraska	38	39	-1	32	31	+1	104	100	+4	9	14	14	13	20:20
Louisville	29	43	-14	39	30	+9	68	73	-5	5	15	4	7	15:54
Bethune-Cookman	34	29	+5	31	19	+12	65	48	+17	17	-	-	-	39:31
vs. Purdue	31	27	+4	35	39	-4	72	82	-10	13	10	1	2	38:33
vs. Richmond	35	39	-4	39	44	-5	74	83	-9	8	10	0	3	14:31
Wright State	38	37	+1	32	47	-15	70	84	-14	3	16	2	7	3:09
at Miami	41	40	+1	42	51	-9	83	91	-8	8	11	5	10	18:33
Florida State	41	43	-2	40	40	-	81	83	-2	7	5	5	14	25:00
at Virginia Tech	29	33	-4	39	30	+9	68	63	+5	10	7	3	6	29:50
Clemson	28	30	-2	37	40	-3	65	70	-5	9	9	3	3	13:56
at Louisville	35	27	+8	44	36	+8	79	63	+16	18	5	4	4	29:06
at Duke	36	45	-9	37	43	-6	73	88	-15	7	19	4	3	5:55
Virginia Tech	21	35	-14	38	27	+11	59	62	-3	-	18	-	-	0:00

Single-Game Highs & Lows - NC State vs. Opponents



TEAM HIGHS	NC STATE	OPPONENTS
POINTS	104 vs. Nebraska (12/1/21)	100 Nebraska (12/1/21)
FG MADE	33 vs. Nebraska (12/1/21) vs. Bucknell (11/9/21)	40 Nebraska (12/1/21)
FG ATTEMPTS	90 vs. Nebraska (12/1/21)	96 Nebraska (12/1/21)
FG%	.561 at Louisville (32-of-57) (1/12/22)	.583 Duke (35-of-60) (1/15/22)
3FG MADE	12 at Louisville (1/12/22) vs. Florida State (1/1/22)	12 Colgate (11/13/21)
3FG ATTEMPTS	35 vs. Nebraska (12/1/21)	37 Nebraska (12/1/21)
3FG%	.480 at Louisville (12-of-25) (1/12/22)	.526 Miami (10-of-19) (12/29/21)
FREE THROWS MADE	32 vs. Nebraska (12/1/21)	24 Oklahoma State (11/17/21)
FREE THROW ATTEMPTS	43 vs. Nebraska (12/1/21)	31 Oklahoma State (11/17/21)
FREE THROW %	.829 vs. Oklahoma State (29-of-35) (11/17/21)	.938 Wright State (15-of-16) (12/21/21)
REBOUNDS	70 vs. Nebraska (12/1/21)	49 Nebraska (12/1/21)
OFFENSIVE REBOUNDS	25 vs. Nebraska (12/1/21)	18 Texas Southern (11/21/21)
ASSISTS	18 at Miami (12/29/21)	23 Duke (1/15/22)
STEALS	13 vs. Bucknell (11/9/21)	11 Nebraska (12/1/21)
BLOCKED SHOTS	11 vs. Nebraska (12/1/21)	10 2x; last by Duke (1/15/22)
TURNOVERS	20 vs. Nebraska (12/1/21)	17 2x; last by Virginia Tech (1/19/22)
FOULS	24 vs. Purdue (12/12/21)	29 Nebraska (12/1/21)

TEAM LOWS	NC STATE	OPPONENTS
POINTS	59 vs. Virginia Tech (1/19/22)	48 Bethune-Cookman (12/9/21)
FG MADE	17 vs. Oklahoma State (11/17/21)	20 Texas Southern (11/21/21)
FG ATTEMPTS	54 vs. Florida State (1/1/22)	50 Louisville (1/12/22)
FG%	.304 vs. Oklahoma State (17-of-56) (11/17/21)	.308 Texas Southern (20-of-65) (11/21/21)
3FG MADE	4 vs. Texas Southern (11/21/21) vs. Colgate (11/13/21)	2 Bethune-Cookman (12/9/21) Oklahoma State (11/17/21)
3FG ATTEMPTS	15 vs. Colgate (11/13/21)	10 Clemson (1/8/22)
3FG%	.171 vs. Nebraska (6-of-35) (12/1/21)	.154 2x; last by Bethune-Cookman (2-of-13) (12/9/21)
FREE THROWS MADE	3 at Louisville (1/12/22)	3 2x; last by Virginia Tech (1/19/22)
FREE THROW ATTEMPTS	6 at Louisville (1/12/22)	4 2x; last by Virginia Tech (1/19/22)
FREE THROW %	.500 at Louisville (3-of-6) (1/12/22)	.550 Texas Southern (11-of-20) (11/21/21)
REBOUNDS	26 vs. Virginia Tech (1/19/22)	26 Virginia Tech (1/4/22)
OFFENSIVE REBOUNDS	5 at Louisville (1/12/22)	6 2x; last by Miami (12/29/21)
ASSISTS	7 vs. Bucknell (11/9/21)	8 2x; last by Bethune-Cookman (12/9/21)
STEALS	5 vs. Florida State (1/1/22) vs. Richmond (12/17/21)	1 Bucknell (11/9/21)
BLOCKED SHOTS	1 vs. Virginia Tech (1/19/22)	0 Louisville (1/12/22)
TURNOVERS	6 vs. Louisville (12/4/21) vs. Louisiana Tech (11/27/21) vs. Colgate (11/13/21)	9 Miami (12/29/21)
FOULS	8 vs. Bethune-Cookman (12/9/21)	10 Duke (1/15/22)

INDIVIDUAL HIGHS	NC STATE	OPPONENTS
POINTS	39 Dereon Seabron, vs. Nebraska (12/1/21)	36 Kenneth Lofton, Jr., Louisiana Tech (11/27/21)
FG MADE	12 Dereon Seabron, vs. Florida State (1/1/22) Terquavion Smith, vs. Wright State (12/21/21)	14 Kenneth Lofton, Jr., Louisiana Tech (11/27/21)
FG ATTEMPTS	24 Terquavion Smith, vs. Wright State (12/21/21)	23 Bryce McGowens, Nebraska (12/1/21)
FG% (min. 5 made)	1.000 (5-5) Ebenezer Dowuona, vs. Louisiana Tech (11/27/21)	.769 (10-13) Sydney Curry, Louisville (1/12/22)
3FG MADE	7 Terquavion Smith, vs. Florida State (1/1/22)	5 Keisei Tominaga, Nebraska (12/1/21) Nelly Cummings, Colgate (11/13/21)
3FG ATTEMPTS	13 Terquavion Smith, vs. Florida State (1/1/22)	11 Keisei Tominaga, Nebraska (12/1/21)
3FG% (MIN. 3 MADE)	.750 (6-8) Jericole Hellems, vs. Louisiana Tech (11/27/21)	.714 (5-7) Nelly Cummings, Colgate (11/13/21)
FREE THROWS MADE	17 Dereon Seabron, vs. Nebraska (12/1/21)	8 Kenneth Lofton, Jr., Louisiana Tech (11/27/21)
FREE THROW ATTEMPTS	20 Dereon Seabron, vs. Nebraska (12/1/21)	11 Kenneth Lofton, Jr., Louisiana Tech (11/27/21)
FT% (MIN. 3 MADE)	1.000 (10-10) Jericole Hellems, vs. Oklahoma State (11/17/21)	1.000 (6-6) 2x; Last by Jacob Gilyard, Richmond (12/17/21)
REBOUNDS	19 Dereon Seabron, vs. Nebraska (12/1/21)	17 Kenneth Lofton, Jr., Louisiana Tech (11/27/21)
OFFENSIVE REBOUNDS	9 Ebenezer Dowuona, at Duke (1/15/22)	8 Kenneth Lofton, Jr., Louisiana Tech (11/27/21)
ASSISTS	7 Dereon Seabron, vs. Florida State (1/1/22)	11 Alonzo Verge Jr., Nebraska (12/1/21)
STEALS	5 Dereon Seabron, vs. Louisiana Tech (11/27/21)	5 Trevor Keels, Duke (1/15/22)
BLOCKED SHOTS	8 Ebenezer Dowuona, vs. Nebraska (12/1/21)	8 Mark Williams, Duke (1/15/22)
TURNOVERS	7 Dereon Seabron, vs. Nebraska (12/1/21)	6 2x; last by Justyn Mutts, Virginia Tech (1/4/22)

NC STATE 88, BUCKNELL 70
GAME 1: NOVEMBER 9, 2021 ♦ PNC ARENA

NC STATE 77, COLGATE 74
GAME 2: NOVEMBER 13, 2020 ♦ PNC ARENA

Official Basketball Box Score -- Game Totals -- Final Statistics

Bucknell vs NC State

11/09/21 8:00 pm at Raleigh, NC

Bucknell 70 - 0-1,0-0 Patriot

#	Player		Total		3-Ptr		Rebounds			PF	TP	A	TO	Blk	Stl	Min	
			FG	FGA	FG	FGA	FT	FTA	Off								Def
23	Jake van der Heijden	g	4	7	3	5	0	0	2	3	2	11	2	0	0	24	
22	Andre Screen	g	5	8	0	0	0	0	1	7	8	3	10	2	1	0	
10	Andrew Funk	g	6	15	2	9	0	0	4	4	3	14	3	3	0	23	
11	Josh Adoh	g	4	7	2	5	2	3	1	1	2	3	12	0	1	0	
21	Xander Rice	g	6	12	1	5	1	0	3	3	2	14	6	4	0	32	
01	Ian Motta	g	0	4	0	4	0	0	2	2	0	0	0	1	0	10	
03	Malachi Rhodes	g	0	3	0	2	0	0	4	4	2	0	0	2	0	14	
05	Elvin Edwards IV	g	2	3	1	1	0	0	0	0	1	5	1	1	0	17	
12	Brock Newton	g	0	0	0	0	0	0	0	0	0	0	0	0	0	2	
40	Josh Bascoe	g	0	0	0	0	0	2	2	0	0	0	1	1	0	0	
43	Alex Timmerman	g	2	4	0	0	0	0	2	1	4	0	1	0	0	17	
	Team							2	0	2						0	
Totals			29	63	9	31	3	4	8	24	32	17	70	14	17	1	100

FG % 1st Half: 17-34 50.0%

3FG % 1st Half: 5-16 31.3%

FT % 1st Half: 1-1 100.0%

2nd half: 12-29 41.4%

2nd half: 4-15 26.7%

2nd half: 2-3 66.7%

Game: 29-63 46.0%

Game: 9-31 29.0%

Game: 3-4 75.0%

Deadball Rebound:

1

NC STATE 65, TEXAS SOUTHERN 57
GAME 5: NOVEMBER 21, 2021 ♦ PNC ARENA

NC STATE 90, LOUISIANA TECH 81
GAME 6: NOVEMBER 27, 2021 ♦ PNC ARENA



Official Basketball Box Score -- Game Totals -- Final Statistics
Texas Southern vs NC State
11/21/21 6:00 pm at Raleigh, NC



Texas Southern 57 • 0-5,0-0 SWAC

#	Player	Total			3-Ptr		Rebounds		PF	TP	A	TO	Blk	Stl	Min
		FG-FGA	FG-FGA	FT-FTA	Off	Def	Total								
05	Jordron Karl Nichola	1	2-9	0-0	1-3	1	4	5	3	5	0	2	1	0	15
24	John Walker III	1	2-8	0-0	1-2	1	3	4	4	5	0	1	0	0	17
03	PJ Henry	g	5-9	2-2	0-4	1	1	2	5	12	2	3	0	1	33
11	Jordan Gilliam	g	3-10	1-3	0-0	2	0	2	4	7	2	2	0	0	25
15	Justin Hopkins	g	1-4	1-2	1-2	1	1	2	3	4	1	2	0	0	26
00	Yahuza Rasas	g	3-7	0-0	2-3	5	8	13	2	8	2	1	1	1	28
02	A.J. Lawson	g	0-5	0-1	0-0	1	3	4	0	0	2	0	0	0	12
04	Bryson Etienne	g	2-7	1-3	2-2	1	3	4	2	7	1	1	0	0	12
12	John Jones	g	1-3	1-2	0-0	0	0	0	0	3	0	0	0	0	12
44	Brisen Gresham	g	1-3	0-0	4-4	4	5	9	2	6	0	2	0	0	20
Team						1	2	3							
Totals			20-65	6-13	11-20	18	30	48	25	57	8	14	4	3	200
FG % 1st Half: 11-38		28.9%	2nd half: 9-27		33.3%	Game: 20-65		30.8%	Deadball Rebounds						
3FG % 1st Half: 3-7		42.9%	2nd half: 3-6		50.0%	Game: 6-13		46.2%							
FT % 1st Half: 6-10		60.0%	2nd half: 5-10		50.0%	Game: 11-20		55.0%							

NC State 65 • 4-1,0-0 ACC

#	Player	Total			3-Ptr		Rebounds		PF	TP	A	TO	Blk	Stl	Min
		FG-FGA	FG-FGA	FT-FTA	Off	Def									
04	Jericole Hellems	f	2-9	1-3	5-6	1	3	4	5	10	1	2	2	0	22
21	Ebenezer Dowuona	f	0-3	0-0	1-2	1	5	6	4	1	0	1	1	0	22
01	Dereon Seabron	g	8-15	1-4	4-8	2	9	11	2	21	4	2	0	3	39
03	Cam Hayes	g	5-7	0-2	1-3	0	3	3	2	11	5	0	2	1	25
14	Casey Morsell	g	2-7	0-3	3-4	0	5	5	3	7	0	0	1	1	30
00	Terquavion Smith	g	2-7	2-6	1-2	0	1	1	2	7	2	0	1	0	17
05	Thomas Allen	g	1-4	0-2	0-2	0	2	2	0	2	2	0	1	2	22
10	Breon Pass	g	0-1	0-1	2-2	0	2	2	1	2	0	1	1	0	4
11	Jaylon Gibson	g	2-2	0-0	0-0	3	0	3	1	4	0	2	1	0	18
24	Ernest Ross	g	0-0	0-0	0-0	0	0	0	1	0	0	0	0	0	1
Team						2	2	4							
Totals			22-55	4-21	17-29	9	32	41	21	65	14	9	8	9	200
FG % 1st Half: 8-28		28.6%	2nd half: 14-27		51.9%	Game: 22-55		40.0%	Deadball Rebounds						
3FG % 1st Half: 2-12		16.7%	2nd half: 2-9		22.2%	Game: 4-21		19.0%							
FT % 1st Half: 10-16		62.5%	2nd half: 7-13		53.8%	Game: 17-29		58.6%							

Officials: Jemel Spearman, Jerry Heister, Raymie Stynes
Technical fouls: Texas Southern-PJ Henry, NC State-Jericole Hellems; Cam Hayes.
Attendance: 11806
2021-22 Men's Basketball. Round: 0. NC State vs Texas Southern. Played at PNC

Score by periods	1st	2nd	Total
Texas Southern	31	26	57
NC State	28	37	65

Points	In	Off	2nd	Fast	Bench
TSU	26	5	11	11	24
ST	32	10	2	20	15

Last FG - TSU 2nd-00:32, ST 2nd-01:54.
Largest lead - TSU by 5 2nd-19:32, ST by 10 2nd-00:41.
TSU led for 07:51, ST led for 28:05. Game was tied for 03:45.

Score tied - 4 times.
Lead changed - 6 times.

NC STATE 104, NEBRASKA 100 (40T)
GAME 7: DECEMBER 1, 2021 ♦ PNC ARENA



Official Basketball Box Score -- Game Totals -- Final Statistics
Nebraska vs NC State
12/01/21 7:15 pm at Raleigh, NC



Nebraska 100 • 5-3,0-0 Big Ten

#	Player		Total		3-Ptr		Rebounds		PF	TP	A	TO	Blk	Stl	Min	
			FG-FGA	FG-FGA	FT-FTA	FT-FTA	Off	Def								Tot
11	Lat Mayen	f	3-7	2-6	0-0	1	3	4	4	8	1	2	0	1	17	
13	Derrick Walker	f	5-8	0-0	2-2	4	9	13	4	12	4	3	2	2	50	
23	Keon Edwards	f	0-1	0-1	0-0	1	0	1	0	0	0	0	0	0	4	
01	Alonzo Verge Jr	g	11-22	0-0	3-4	1	8	9	5	25	11	5	0	3	54	
05	Bryce McGowens	g	9-23	1-5	5-7	2	7	9	3	24	0	0	1	0	58	
00	C.J. Wilcher	g	1-8	0-7	0-0	0	4	4	5	2	2	0	0	2	37	
10	Kobe Webster	g	3-7	1-4	0-0	0	0	0	2	7	0	1	0	0	22	
04	Keisei Tominaga	g	5-14	5-11	1-1	1	1	2	1	16	0	2	0	2	44	
32	Wilhelm Breidenbach	g	3-6	0-3	0-1	1	1	2	5	6	0	2	1	1	14	
Team						3	2	5								
Totals				40-96	9-37	11-15	14	35	49	29	100	18	16	4	11	300
FG % 1st Half: 16-28			57.1%	2nd half: 13-35			37.1%	OT: 11-33			33.3%	Game: 40-96			41.7%	Deadball Rebounds 1
3FG % 1st Half: 3-11			27.3%	2nd half: 1-14			28.6%	OT: 2-12			16.7%	Game: 9-37			24.3%	
FT % 1st Half: 4-4			100.0%	2nd half: 1-1			100.0%	OT: 6-10			60.0%	Game: 11-15			73.3%	
NC State 101 - 64 - 100																

NC State 104 • 6-1,0-0 ACC

#	Player	Total			3-Ptr			Rebounds			PF	TP	A	TO	Blk	Stl	Min
		FG-FGA	FG-FGA	FT-FTA	Off	Def	Tot										
04	Jericole Hellems	f	5-18	2-8	3-5	2	5	7	5	15	4	4	0	0	0	50	
21	Ebenezer Dowuona	f	2-2	0-0	0-0	5	3	8	3	4	0	0	8	2	46		
01	Dereon Seabron	g	11-21	0-2	17-20	7	12	19	4	39	4	7	0	2	56		
03	Cam Hayes	g	5-14	0-6	3-3	1	3	4	1	13	2	2	0	1	25		
14	Casey Morsell	g	5-11	2-5	2-3	1	3	4	2	14	0	1	1	2	32		
00	Terquavion Smith	g	3-14	2-10	1-4	3	8	11	2	9	1	3	0	0	46		
05	Thomas Allen	g	1-1	0-0	3-4	2	1	3	0	5	0	0	0	1	8		
10	Breon Pass	g	1-7	0-4	1-2	0	7	7	1	3	1	0	1	1	23		
11	Jaylon Gibson	g	0-2	0-0	0-0	0	0	0	0	0	0	1	0	1	5		
24	Ernest Ross	g	0-0	0-0	2-2	2	1	3	1	2	0	1	1	0	9		
Team						2	2	4									
Totals			33-90	6-35	32-43	25	45	70	19	104	12	20	11	9	300		
FG % 1st Half: 13-31		41.9%	2nd half: 11-31		35.5%	OT: 9-28		32.1%	Game: 33-90		36.7%		Deadball				
3FG % 1st Half: 4-11		36.4%	2nd half: 1-13		7.7%	OT: 1-11		9.1%	Game: 6-35		17.1%		Rebounds				
FT % 1st Half: 8-9		88.9%	2nd half: 9-15		60.0%	OT: 15-19		78.9%	Game: 32-43		74.4%						

Officials: Tony Henderson, Bill Covington Jr., Ted Valentine
Technical fouls: Nebraska-Lat Mayen, NC State-Cam Hayes.
Attendance: 11562
2021-22 Men's Basketball. Round: 0. NC State vs Nebraska. Played at PNC Arena.

Score by periods	1st	2nd	OT	OT2	OT3	OT4	Total
Nebraska	39	31	4	12	6	8	100
NC State	38	32	4	12	6	12	104

Last FG - NEBR OT4-00:02, ST OT4-00:46.
Largest lead - NEBR by 14 2nd-09:51, ST by 9 1st-10:05.
NEBR led for 30:40, ST led for 20:20. Game was tied for 09:00.

Score tied - 14 times.
Lead changed - 13 times.



Official Basketball Box Score -- Game Totals -- Final Statistics
Louisiana vs NC State
12/04/21 2:00 pm at Raleigh, NC




Louisville 73 • 6-2,1-0 ACC

#	Player		Total		3-Ptr		Rebounds				PF	TP	A	TO	Blk	Stl	Min
			FG-FA	FG-FGA	FT-FTA	Off	Def	Total									
05	Malik Williams	f	6-8	2-3	0-0	2	10	12	2	14	2	0	0	1	27		
14	Dre Davis	f	5-13	1-3	0-0	5	2	7	3	11	3	2	1	1	27		
24	Jae'Lyn Withers	f	1-6	0-2	1-1	2	3	5	2	3	0	1	0	1	17		
00	Noah Locke	g	4-13	4-8	0-0	0	2	2	0	12	1	1	0	1	31		
13	Jarrod West	g	1-3	0-1	3-4	0	5	5	2	5	6	3	0	0	29		
03	Eli Ellis	g	3-5	1-2	4-4	0	2	2	2	11	1	2	0	0	19		
04	Roosevelt Wheeler	g	0-0	0-0	0-0	0	0	0	0	0	0	0	0	0	2		
10	Samuell Williamson	g	0-0	0-0	0-2	1	1	2	0	0	0	1	0	0	4		
11	Mason Faulkner	g	1-4	0-3	0-0	0	1	1	2	2	2	1	0	1	10		
23	Gabe Wiznitzer	g	1-1	0-0	0-0	0	1	1	2	2	0	0	0	0	9		
33	Matt Cross	g	3-7	3-6	4-4	3	4	7	1	13	0	1	2	0	25		
Team						1	1	2				1					
Totals			25-60	11-28	12-15	14	25	46	16	73	15	13	3	4	200		
FG % 1st Half: 16-32 50.0% 2nd half: 9-28 32.1% Game: 25-60 41.7%																	
3FG % 1st Half: 7-15 46.7% 2nd half: 4-13 30.8% Game: 11-28 39.3%																	
FT % 1st Half: 4-6 66.7% 2nd half: 8-9 88.9% Game: 12-15 80.0%																	
																Deadball Rebounds 1	

NC STATE 65, BETHUNE-COOKMAN 48
GAME 9: DECEMBER 9, 2021 ♦ REYNOLDS COLISEUM


#1/1 PURDUE 82, NC STATE 72 (OT)
GAME 10: DECEMBER 12, 2021 ♦ BARCLAYS CENTER



Official Basketball Box Score -- Game Totals -- Final Statistics

Bethune-Cookman vs NC State

12/09/21 6:30 pm at Reynolds Coliseum (Raleigh, NC)



Bethune-Cookman 48 • 1-8-0, 0 SWAC


		Total	3-Ptr	Rebounds												
		FG-FGA	FG-FGA	FT-FTA	Off	Def	Tot	PF	TP	A	TO	Blk	Str	Min		
#	Player															
13	Calvin Pouline	f	1-3	0-1	0-0	1	1	2	2	2	0	0	0	1	23	
22	Dylan Robertson	f	5-10	0-0	0-0	1	4	5	3	10	1	1	1	1	34	
23	Marcus Garrett	g	2-8	0-2	0-0	1	5	6	1	4	3	2	0	1	24	
30	Damani McEntire	g	3-8	0-1	3-4	2	4	6	4	9	2	3	1	1	32	
35	Joe French	g	6-17	2-8	0-0	0	4	4	2	14	0	3	0	0	38	
40	Mike West	g	2-7	0-1	1-2	0	5	5	1	5	2	2	1	0	25	
02	Jakobly Long	g	2-5	0-0	0-0	3	1	4	3	4	0	1	0	1	22	
10	Shakur Poteat	g	0-0	0-0	0-0	0	0	0	0	0	0	0	0	0	1	
15	Matthew Mondesir	g	0-0	0-0	0-0	0	1	1	0	0	0	0	0	0	1	
23	Quavon Blackwood	g	0-0	0-0	0-0	0	0	0	0	0	0	0	0	0	0+	
Team					4	1	5				2					
Totals			21-58	2-13	4-6	12	26	38	16	48	8	14	3	5	200	
FG % 1st Half: 13-30		43.3%	2nd half: 8-28		28.6%	Game: 21-58		36.2%	Deadball							
3FG % 1st Half: 2-7		28.6%	2nd half: 0-6		0.0%	Game: 2-13		15.4%	Rebounds							
FT % 1st Half: 1-2		50.0%	2nd half: 3-4		75.0%	Game: 4-6		66.7%								

NC State 65 • 7-2,0-1 ACC																		
		Total			3-Ptr	Rebounds												
##	Player	FG-FGA	FG-FGA	FT-FTA	Off	Def	Total	PF	TP	A	TO	Blk	Stl	Min.				
04	Jericole Hellems	f	5-9	2-5	1-2	0	4	4	3	13	5	3	1	3	32			
21	Ebenezer Dowuona	f	3-4	0-0	2-3	5	3	8	2	8	0	1	4	0	31			
00	Terquavion Smith	g	5-12	3-7	1-1	1	3	4	1	14	2	1	0	1	35			
01	Dereon Seabron	g	8-14	0-2	0-2	4	9	13	0	16	2	2	0	2	36			
03	Cam Hayes	g	1-10	0-3	4-4	0	2	2	1	6	3	1	0	0	28			
05	Thomas Allen	g	1-4	1-2	0-0	0	2	2	0	3	0	1	0	0	18			
10	Breon Pass	g	1-4	1-3	0-0	0	0	0	0	3	0	0	0	0	8			
11	Jaylon Gibson	g	0-2	0-0	0-0	1	1	2	0	0	0	0	1	1	5			
12	Chase Graham	g	0-0	0-0	0-0	0	0	0	0	0	0	0	0	1	1			
20	Alex Nunnally	g	0-0	0-0	0-0	0	0	0	0	0	0	0	0	1	1			
24	Ernest Ross	g	0-1	0-1	2-4	1	0	1	1	2	0	0	0	0	5			
Team						0	2	2										
Totals			24-60	7-23	10-16	12	26	38	8	65	12	9	6	8	200			
FG % 1st Half: 14-32		43.8%	2nd half: 10-28	35.7%	Game: 24-60		40.0%	Deadball										
3FG % 1st Half: 4-11		36.4%	2nd half: 3-12	25.0%	Game: 7-23		30.4%	Rebounds										
FT % 1st Half: 2-5		40.0%	2nd half: 8-11	72.7%	Game: 10-16		62.5%			3.1								

Officials: Clare Aubry,Bill Covington Jr.,Jamie Luckie
Technical fouls: Bethune-Cookman-None, NC State-None.
Attendance: 5429

Score by periods	1st	2nd	Total
Bethune-Cookman	29	19	48
NC State	34	31	65


Last FG - BCU 2nd-01:56, ST 2nd-01:26.
Largest lead - BCU None, ST by 17 2nd-00:13.
BCU led for 00:00. ST led for 39:31. Game was tied for 00:29.



Official Basketball Box Score -- Game Totals -- Final Statistics

Purdue vs NC State

12/12/21 2:00 pm at Barclays Center (Brooklyn, NY)



Purdue 82 • 9-1,1-1 Big Ten

		Total	3-Ptr	Rebounds												
		FG-FGA	FG-FGA	FT-FTA	Off	Def	Tot	PF	TP	A	TO	Blk	Stl	Min		
##	Player															
03	Caleb Furst	f	0-1	0-0	0-0	0	1	1	1	0	1	3	0	0		
15	Zach Edey	c	4-7	0-0	1-3	1	6	7	0	9	0	2	2	0		
11	Isaiah Thompson	g	0-1	0-1	0-0	1	0	1	2	0	2	0	0	2		
23	Jaden Ivey	g	7-16	2-6	6-9	0	7	7	3	22	2	2	3	0		
55	Sasha Stefanovic	g	3-7	2-6	4-4	0	2	2	3	12	2	2	0	0		
00	Mason Gillis	g	3-5	1-2	2-2	2	2	4	4	9	0	0	0	0		
02	Eric Hunter Jr.	g	1-3	0-2	0-0	1	0	1	1	2	0	2	0	2		
05	Brandon Newman	g	0-4	0-4	0-0	0	0	0	0	0	0	0	0	0		
25	Ethan Morton	g	2-2	0-0	2-2	0	1	1	1	6	2	0	0	0		
50	Trevion Williams	g	10-14	0-0	2-5	4	8	12	1	22	9	3	4	2		
Team					2	5	7									
Totals			30-60	5-21	17-25	11	32	43	16	82	18	14	9	6		
FG % 1st Half: 12-29		41.4%	2nd half: 15-26	57.7%	Game: 30-60		50.0%	Deadball								
3FG % 1st Half: 2-7		28.6%	2nd half: 2-7	28.6%	Game: 5-21		23.8%	Rebounds								
FT % 1st Half: 1-5		20.0%	2nd half: 7-7	100.0%	Game: 17-25		68.0%									

NC State 72 - 7-3,0-1 ACC																		
#	Player		Total			3-Ptr	Rebounds			PF	TP	A	TO	Blk	Stl	Min		
			FG-FGA	FG-FGA	FT-FTA		Off	Def	Tot									
04	Jericole Hellems	f	5-11	2-5	0-1	0	3	3	4	12	1	2	1	1	1	42		
21	Ebenezer Dowuona	f	0-3	0-0	0-0	0	2	2	5	0	0	0	2	0	1	22		
00	Terquavion Smith	g	6-13	3-7	6-8	0	3	3	1	21	2	1	0	2	40			
01	Dereon Seabron	g	6-16	0-2	6-6	2	4	6	2	18	4	4	0	1	38			
03	Cam Hayes	g	5-9	2-3	0-0	0	5	5	2	12	2	3	0	1	30			
05	Thomas Allen		0-2	0-2	0-0	0	1	1	0	0	0	0	0	1	9			
11	Jaylon Gibson		2-3	0-0	0-0	2	0	2	3	4	1	0	0	1	19			
14	Casey Morsell		1-4	1-2	0-0	1	4	5	4	3	0	2	0	0	21			
24	Ernest Ross		1-1	0-0	0-0	0	0	0	2	2	0	1	0	0	4			
Team						2	1	3										
Totals			26-62	8-21	12-15	7	23	30	23	72	10	13	3	7	225			
FG % 1st Half: 11-24			45.8%	2nd half: 12-28	42.9%	OT: 3-10	30.0%	Game: 26-62		41.9%	Deadball							
3FG % 1st Half: 4-10			40.0%	2nd half: 4-8	50.0%	OT: 0-3	0.0%	Game: 8-21		38.1%	Rebounds							
FT % 1st Half: 5-7			71.4%	2nd half: 7-7	100.0%	OT: 0-1	0.0%	Game: 12-15		80.0%								

Officials: Paul Szlez,Brian Dorsey,DJ Carstensen
Technical fouls: Purdue-None, NC State-TEAM.
Attendance:



Score by periods	1st	2nd	OT	Total
Purdue	27	39	16	82
NC State	31	35	6	72

Last FG - PURDUE OT-01:41, ST OT-00:43.
Largest lead - PURDUE by 10 OT-00:29, ST by 13 2nd-09:10.
PURDUE led for 04:45, ST led for 38:38, Game was tied for 01:37.

Score tied - 2 times.
Lead changed - 1 time.

RICHMOND 83, NC STATE 74
GAME 11: DECEMBER 17, 2021 ♦ SPECTRUM CENTER

WRIGHT STATE 84, NC STATE 70
GAME 12: DECEMBER 21, 2021 ♦ PNC ARENA

Official Basketball Box Score -- Game Totals -- Final Statistics

Richmond vs NC State


12/17/21 6:30 pm at Spectrum Center (Charlotte, NC)

Richmond 83 - 74,0-0 Atlantic

		Total	3-Ptr	Rebounds												
		FG-FGA	FG-FGA	FT-FTA	Off	Def	Total	PF	TP	A	TO	Blk	Stl	Min		
#	Player															
33	Tyler Burton	6-11	2-4	2-4	1	7	8	3	16	1	1	0	0	28		
33	Nathan Cayo	7-12	0-0	0-0	2	2	4	5	14	4	0	0	1	30		
33	Grant Golden	8-15	0-3	3-3	0	7	7	3	19	2	3	0	0	31		
30	Jacob Gilyard	3-7	1-4	6-6	0	6	6	2	13	10	3	0	2	39		
15	Isiah Wilson	3-3	2-2	1-2	0	2	2	3	9	1	2	0	0	28		
11	Nick Sherod	1-6	0-1	0-0	1	2	3	1	3	0	0	0	0	19		
2	Cameron Crabtree	0-1	0-1	0-0	0	0	0	1	0	0	0	0	0	19		
2	Matt Grace	2-2	1-1	0-0	1	1	2	0	5	1	0	2	1	10		
5	Andre Gustavson	0-1	0-0	2-2	0	0	0	1	2	0	1	0	0	6		
4	Dji Bailey	1-1	0-0	0-0	0	0	0	2	2	0	0	0	0	2		
	Team				2	0	2									
Totals		31-59	7-19	14-18	6	27	33	21	83	19	10	3	5	200		
FG % 1st Half: 18-33		54.5%	2nd half: 13-26	50.0%	Game: 31-59		52.5%									Deadball
3FG % 1st Half: 2-8		25.0%	2nd half: 5-11	45.5%	Game: 7-21		33.3%									Rebound
FT % 1st Half: 1-1		100.0%	2nd half: 13-17	76.5%	Game: 14-18		77.8%									3.1

MIAMI 91, NC STATE 83
GAME 13: DECEMBER 29, 2021 ♦ WATSCO CENTER


FLORIDA STATE 83, NC STATE 81
GAME 14: JANUARY 1, 2022 ♦ PNC ARENA



Official Basketball Box Score – Game Totals – Final Statistics

NC State vs Miami (FL)

12/29/21 9:00 pm at Watsco Center (Coral Gables, FL)



NC State 83 • 7-6,0-2 ACC


#	Player	Total			3-Ptr			Rebounds			PF	TP	A	TO	Blk	Stl	Min						
		FG-FGA	FG-FGA	FT-FTA	Off	Def	Tot																
04	Jerico Hellems	f	9-17	2-6	4-4	3	3	6	4	24	1	0	0	2	37								
21	Ebenezer Dowuona		0-2	0-0	4-4	0	3	3	1	4	0	0	2	0	17								
00	Terquavion Smith	g	5-17	3-9	1-3	2	2	4	2	14	1	2	0	3	25								
01	Dereon Seabron	g	6-9	0-0	2-2	7	4	11	2	14	6	3	0	0	31								
03	Cam Hayes	g	0-6	0-4	0-0	1	2	3	3	0	4	1	0	1	24								
05	Thomas Allen		6-10	1-4	0-0	0	7	7	3	13	3	1	0	1	27								
10	Breon Pass		1-3	1-2	2-2	0	2	2	3	5	2	0	0	0	12								
14	Casey Morsell		1-5	1-2	1-2	0	0	0	0	4	1	0	0	0	15								
24	Ernest Ross		2-3	0-0	1-2	0	0	0	1	5	0	0	1	1	12								
Team																							
Totals			30-72			8-27			15-19			18 23 41			19 83			18 7 3 8			200		
FG % 1st Half: 15-38		39.5%		2nd half: 15-34		44.1%		Game: 30-72		41.7%		Deadball Rebounds											
3FG % 1st Half: 3-14		21.4%		2nd half: 5-13		38.5%		Game: 8-27		29.6%		1											
FT % 1st Half: 8-9		88.9%		2nd half: 7-10		70.0%		Game: 15-19		78.9%													

Miami (FL) 91 • 10-3,2-0 ACC																	
##	Player		Total			3-Ptr		Rebounds			PF	TP	A	TO	Blk	Stl	Min
			FG-FGA	FG-FGA	FT-FTA	Off	Def	Tot									
22	Deng Gak	f	1-1	0-0	0-0	0	1	1	1	2	1	0	0	0	0	16	
02	Isaiah Wong		7-13	2-4	3-6	1	4	5	2	19	4	1	0	0	0	37	
03	Charlie Moore	g	2-8	1-4	2-2	0	1	1	1	7	4	2	0	3	3	29	
11	Jordan Miller	g	9-16	4-6	3-5	2	3	5	3	25	0	3	2	0	0	37	
23	Kameron McGusty	g	6-11	2-3	6-7	0	11	11	1	20	5	2	0	2	3	37	
01	Anthony Walker		4-4	0-0	3-4	1	3	4	3	11	0	0	2	1	2	23	
04	Bensley Joseph		2-3	1-2	2-2	0	1	1	3	7	1	0	0	0	1	18	
14	Rodney Miller Jr.		0-0	0-0	0-0	0	0	0	1	0	0	0	0	0	0	3	
Team																	
Totals			31-56			10-19			19-26			6 26 32			15 91 9 4 7 200		
FG % 1st Half: 13-28			46.4%		2nd half: 18-28		64.3%		Game: 31-56		55.4%					Deadball Rebounds 3.1	
3FG % 1st Half: 7-13			53.8%		2nd half: 3-6		50.0%		Game: 10-19		52.6%						
FT % 1st Half: 7-10			70.0%		2nd half: 12-16		75.0%		Game: 19-26		73.1%						

Officials: Jerry Heater,Raymie Styons,Jamie Luckie
Technical fouls: NC State-None. Miami (FL)-None.
Attendance: 3014

Score by periods	1st	2nd	Total			
NC State	41	42	83	Points	In	Off
Miami (FL)	40	51	91	ST	Paint	T/O
				MIAMI	40	10


Last FG - ST 2nd-00:31, MIAMI 2nd-01:02.
Largest lead - ST by 8 2nd-12:27, MIAMI by 11 2nd-01:45.
ST led for 18:18. MIAMI led for 17:08. Game was tied for 04:19.



Official Basketball Box Score -- Game Totals -- Final Statistics

Florida St. vs NC State

01/01/22 4:00 pm at PNC Arena (Raleigh, NC)



Florida St. 83 • 7-4,1-1 ACC

#	Player	Total		3-Ptr	Rebounds									Min	
		FG-FGA	FG-FGA	FT-FTA	Off	Def	Tot	PF	TP	A	TO	Blk	Stl		
10	Malik Osborne	f	5-10	2-4	7-8	1	6	7	0	19	0	1	0	1	31
22	John Butler		1-5	1-3	0-0	0	0	0	0	3	1	2	0	0	12
00	RayQuan Evans	g	2-3	0-0	2-2	0	4	4	4	6	2	1	1	1	18
02	Anthony Polite		2-8	1-4	2-3	2	1	3	3	7	1	0	2	1	30
04	Caleb Mills	g	5-10	1-3	2-3	1	2	3	2	13	2	1	0	1	30
01	Jalen Warley		0-0	0-0	2-2	0	2	2	2	2	4	2	0	0	16
21	CamRon Fletcher		6-8	1-1	1-3	2	4	6	1	14	0	6	0	3	23
24	Naheem McLeod		3-3	0-0	0-0	1	0	1	1	6	0	0	0	0	9
31	Wyatt Wilkes		0-0	0-0	0-0	0	1	1	1	0	2	0	0	0	4
35	Matthew Cleveland		5-10	0-0	3-5	5	5	10	1	13	2	1	1	1	27
Team															
Totals			29-57		6-15		19-26		13 25 38		15 83		14 15 4 8		200

FG % 1st Half: 16-30 53.3%

2nd half: 13-27 48.1%

Game: 29-57 50.9%

3FG % 1st Half: 4-10 40.0%

2nd half: 2-5 40.0%

Game: 6-15 40.0%

FT % 1st Half: 7-10 70.0%

2nd half: 12-16 75.0%

Game: 19-26 73.1%

Deadball Rebounds

1

NC State 81 • 7-7,0-3 ACC																		
#	Player	Total			3-Ptr			Rebounds			PF	TP	A	TO	Blk	Stl	Min	
		FG-FGA	FG-FGA	FT-FTA	Off	Def	Tot											
04	Jerico Hellems	f	1-4	0-2	6-8	1	1	2	4	8	1	1	0	0	0	0	29	
21	Ebenezer Dowuona	f	0-0	0-0	0-0	1	2	3	5	0	0	0	2	0	0	0	29	
00	Terquavion Smith	g	8-15	7-13	0-0	0	5	5	3	23	3	1	0	1	0	1	30	
01	Dereon Seabron	g	12-14	1-2	7-11	1	6	7	3	32	7	6	0	2	0	2	34	
05	Thomas Allen	g	3-10	3-6	0-0	1	1	2	2	9	3	1	0	1	0	1	32	
03	Cam Hayes		1-4	0-2	0-0	0	0	0	2	2	1	4	0	1	0	1	15	
10	Breon Pass		2-4	1-1	0-0	1	3	4	1	5	1	1	0	0	0	0	9	
11	Jaylon Gibson		0-0	0-0	0-0	0	2	2	2	0	0	1	0	0	0	0	10	
14	Casey Morsell		1-3	0-1	0-0	1	0	1	0	2	1	0	0	0	0	0	12	
Team						1	1	2										
Totals			28-54	12-27	13-19	7	21	28	22	81	17	15	2	5			200	
FG % 1st Half: 15-30		50.0%	2nd half: 13-24		54.2%	Game: 28-54		51.9%										Deadball Rebounds
3FG % 1st Half: 7-16		43.8%	2nd half: 5-11		45.5%	Game: 12-27		44.4%										
FT % 1st Half: 4-7		57.1%	2nd half: 9-12		75.0%	Game: 13-19		68.4%										


Officials: Jeff Pon,Ted Valentine,Bert Smith
Technical fouls: Florida St.-None. NC State-None.
Attendance: 12529

Score by periods	1st	2nd	Total			
Florida St.	43	40	83	Points	In	Off
NC State	41	40	81	FSU	Paint	T/O
				ST	46	19

Last FG - FSU by 2nd-01:31, ST 2nd-00:00.
Largest lead - FSU by 5 2nd-05:38, ST by 7 1st-15:50.
FSU led for 12:11. ST led for 25:00. Game was tied for 02:49.

NC STATE 68, VIRGINIA TECH 63
GAME 15: JANUARY 4, 2022 ♦ CASSELL COLISEUM


CLEMSON 70, NC STATE 65
GAME 16: JANUARY 8, 2022 ♦ PNC ARENA



Official Basketball Box Score -- Game Totals -- Final Statistics

NC State vs Virginia Tech

01/04/22 7:00 pm at Cassell Coliseum (Blacksburg, VA)



NC State 68 • 8-7,1-3 ACC

#	Player	Total		3-Ptr	Rebounds			PF	TP	A	TO	Blk	Stl	Min	
		FG-FGA	FG-FGA	FT-FTA	Off	Def	Tot								
04	Jerico Hellems	f	6-16	3-6	0-0	3	2	5	1	15	1	0	0	2	40
21	Ebenezer Dowuona	f	1-2	0-0	0-0	1	1	2	5	2	0	3	3	0	25
00	Terquavion Smith	g	6-13	4-9	1-1	2	5	7	3	17	1	1	0	2	37
01	Dereon Seabron	g	8-14	1-2	4-4	3	7	10	3	21	3	3	0	0	38
05	Thomas Allen	g	2-4	1-2	0-0	0	0	0	0	5	3	0	0	0	15
03	Cam Hayes		1-6	0-4	2-3	2	1	3	2	4	1	2	0	2	24
14	Casey Morsell		0-2	0-1	0-0	1	1	2	1	0	2	0	0	0	6
24	Ernest Ross		2-2	0-0	0-1	1	2	3	1	4	0	0	0	0	15
Team						1			3			4			
Totals			26-59	9-24	0-0	14	22	36	16	68	11	9	3	6	200

FG % 1st Half: 11-26 42.3%

2nd Half: 15-33 45.5%

Game: 26-59 44.1%

3FG % 1st Half: 4-11 36.4%

2nd Half: 5-13 38.5%

Game: 9-24 37.5%

FT % 1st Half: 3-3 100.0%

2nd Half: 4-6 66.7%

Game: 7-9 77.8%

Deadball

Rebounds

1

NC STATE 79, LOUISVILLE 63

GAME 17: JANUARY 12, 2022 ♦ KFC YUM! CENTER



Official Basketball Box Score -- Game Totals -- Final Statistics
NC State vs Louisville
01/12/22 9:00 pm at KFC Yum! Center (Louisville, KY)



NC State 79 • 9-8,2-4 ACC

#	Player	Total		3-Ptr		Rebounds			PF	TP	A TO		Blk	Stl	Min
		FG-FGA	FG-FGA	FT-FTA	Off Def Tot	PF	TP	A TO			Blk	Stl			
04	Jericole Hellems	f	7-10	5-7	0-0	1 5 6	3	19	0	2	3	1	40		
21	Ebenezer Dowuona	f	3-3	0-0	0-0	0 1 1	1	6	0	0	0	1	22		
00	Terquavion Smith	g	9-13	6-9	0-0	2 3 5	3	24	1	1	0	3	30		
01	Dereon Seabron	g	6-9	0-2	3-5	1 6 7	2	15	5	3	0	0	38		
05	Thomas Allen	g	4-10	0-2	0-0	0 0 0	1	8	4	0	0	0	21		
03	Cam Hayes	g	1-7	1-4	0-0	0 2 2	2	3	4	1	0	0	19		
14	Casey Morsell	g	0-2	0-1	0-0	0 1 1	3	0	1	0	0	1	12		
24	Ernest Ross	g	2-3	0-0	0-1	1 4 5	4	4	0	1	2	1	18		
Team						0 1 1									
Totals			32-57	12-25	3-6	5 23 28	19	79	15	8	5	7	200		

FG % 1st Half: 14-30 46.7% 2nd half: 18-27 66.7% Game: 32-57 56.1% Deadball Rebounds 0
3FG % 1st Half: 7-16 43.8% 2nd half: 5-9 55.6% Game: 12-25 48.0%
FT % 1st Half: 0-0 0.0% 2nd half: 3-6 50.0% Game: 3-6 50.0%

Louisville 63 • 10-6,4-2 ACC

#	Player	Total		3-Ptr		Rebounds			PF	TP	A TO		Blk	Stl	Min
		FG-FGA	FG-FGA	FT-FTA	Off Def Tot	PF	TP	A TO			Blk	Stl			
05	Malik Williams	f	1-5	1-3	1-2	0 3 3	1	4	1	1	0	1	13		
10	Samuel Williamson	f	0-4	0-1	0-0	1 2 3	0	0	1	1	0	0	11		
33	Matt Cross	g	1-2	0-1	0-0	3 1 4	1	2	0	4	0	0	15		
03	El Ellis	g	1-6	1-2	0-0	0 1 1	0	3	1	1	0	0	16		
13	Jarrod West	g	1-2	0-1	0-0	0 0 0	3	2	2	0	0	1	23		
00	Noah Locke	g	4-8	3-5	2-3	1 3 4	2	13	3	0	0	2	32		
04	Roosevelt Wheeler	g	0-0	0-0	0-0	0 1 1	0	0	0	0	0	0	2		
11	Mason Faulkner	g	1-3	1-1	1-2	0 0 0	1	4	4	2	0	0	28		
14	Dre Davis	g	4-7	0-0	5-7	1 4 5	4	13	2	3	0	1	32		
21	Sydney Curry	g	10-13	0-0	2-4	2 8 10	3	22	1	0	0	0	25		
24	Jae'Lyn Withers	g	0-0	0-0	0-0	0 0 0	0	0	0	1	0	0	3		
Team						1 0 1									
Totals			23-50	6-14	11-18	9 23 32	15	63	15	14	0	5	200		

FG % 1st Half: 9-27 33.3% 2nd half: 14-23 60.9% Game: 23-50 46.0% Deadball Rebounds 2
3FG % 1st Half: 3-8 37.5% 2nd half: 3-6 50.0% Game: 6-14 42.9%
FT % 1st Half: 6-9 66.7% 2nd half: 5-9 55.6% Game: 11-18 61.1%

Officials: Lamar Simpson, John Gaffney, Jamie Luckie
Technical fouls: NC State-None, Louisville-None.
Attendance: 11973

Score by periods	1st	2nd	Total
NC State	35	44	79
Louisville	27	36	63

Points	In	Off	2nd	Fast	Bench
ST	Paint	T/O	Chance	Break	
LOU	34	9	9	4	52

Last FG - ST 2nd-00:26, LOU 2nd-00:17.
Largest lead - ST by 18 2nd-00:26, LOU by 5 1st-10:08.
ST led for 29:06. LOU led for 05:56. Game was tied for 04:58.
Score tied - 4 times.
Lead changed - 4 times.

VIRGINIA TECH 62, NC STATE 59

GAME 19: JANUARY 19, 2022 ♦ PNC ARENA



Official Basketball Box Score -- Game Totals -- Final Statistics
Virginia Tech vs NC State
01/19/22 7:00 pm at PNC Arena (Raleigh, NC)



Virginia Tech 62 • 10-7,2-4 ACC

#	Player	Total		3-Ptr		Rebounds			PF	TP	A TO		Blk	Stl	Min
		FG-FGA	FG-FGA	FT-FTA	Off Def Tot	PF	TP	A TO			Blk	Stl			
22	Keve Aluma	f	5-7	0-1	0-0	3 8 11	3	10	1	3	1	0	28		
25	Justyn Mutts	f	6-8	1-1	0-0	4 5 9	2	13	4	4	2	0	33		
00	Hunter Cattoor	g	3-5	2-4	0-0	0 3 3	3	8	4	0	0	2	36		
04	Nahiem Alleyne	g	3-14	2-9	1-2	0 6 6	2	9	0	5	0	0	32		
05	Storm Murphy	g	2-8	1-6	0-0	1 1 2	3	5	3	2	0	2	30		
01	David N'Guessan	g	3-3	0-0	0-0	2 1 3	2	6	0	0	2	1	16		
03	Sean Pedulla	g	2-4	1-2	2-2	0 1 1	1	7	1	1	0	0	11		
21	Darius Maddox	g	1-3	0-1	0-0	0 0 0	1	2	0	0	0	0	11		
13	John Ojako	g	1-1	0-0	0-0	1 0 1	0	2	0	0	0	0	3		
Team						1 0 1									
Totals			26-53	7-24	3-4	12 25 37	17	62	13	17	5	5	200		

FG % 1st Half: 16-30 53.3% 2nd half: 10-23 43.5% Game: 26-53 49.1% Deadball Rebounds 1
3FG % 1st Half: 3-13 23.1% 2nd half: 4-11 36.4% Game: 7-24 29.2%
FT % 1st Half: 0-0 0.0% 2nd half: 3-4 75.0% Game: 3-4 75.0%

NC State 59 • 9-10,2-6 ACC

#	Player	Total		3-Ptr		Rebounds			PF	TP	A TO		Blk	Stl	Min
		FG-FGA	FG-FGA	FT-FTA	Off Def Tot	PF	TP	A TO			Blk	Stl			
04	Jericole Hellems	f	6-10	1-5	2-2	2 2 4	2	15	2	1	1	1	38		
21	Ebenezer Dowuona	f	1-4	0-0	0-0	3 2 5	0	2	1	0	0	1	31		
00	Terquavion Smith	g	5-16	4-12	0-0	0 1 1	4	14	0	1	0	3	35		
01	Dereon Seabron	g	5-10	0-0	3-4	1 4 5	2	13	4	5	0	2	38		
05	Thomas Allen	g	0-2	0-2	0-0	0 0 0	0	0	0	0	0	0	6		
03	Cam Hayes	g	0-4	0-2	0-2	0 1 1	1	0	3	0	0	1	13		
10	Breon Pass	g	0-1	0-1	0-0	0 1 1	0	0	1	0	0	0	4		
11	Jaylon Gibson	g	2-2	0-0	0-0	1 0 1	1	4	0	0	0	0	9		
14	Casey Morsell	g	4-7	3-4	0-1	1 3 4	1	11	0	0	0	3	26		
Team						3 1 4									
Totals			23-56	8-26	5-9	11 15 26	11	59	10	9	1	11	200		

FG % 1st Half: 8-25 32.0% 2nd half: 15-31 48.4% Game: 23-56 41.1% Deadball Rebounds 1
3FG % 1st Half: 2-13 15.4% 2nd half: 6-13 46.2% Game: 8-26 30.8%
FT % 1st Half: 3-3 100.0% 2nd half: 2-6 33.3% Game: 5-9 55.6%

Officials: Keith Kimble, Tony Henderson, Jeffrey Anderson
Technical fouls: Virginia Tech-None, NC State-Cam Hayes.
Attendance: 13286

Score by periods	1st	2nd	Total
Virginia Tech	35	27	62
NC State	21	38	59

Points	In	Off	2nd	Fast	Bench
HOKIES	Paint	T/O	Chance	Break	
ST	34	11	13	7	17

Last FG - HOKIES 2nd-02:16, ST 2nd-00:21.
Largest lead - HOKIES by 18 1st-02:32, ST None.
HOKIES led for 39:13. ST led for 00:00. Game was tied for 00:47.
Score tied - 0 times.
Lead changed - 0 times.

#8/8 DUKE 88, NC STATE 73

GAME 18: JANUARY 15, 2022 ♦ CAMERON INDOOR STADIUM



Official Basketball Box Score -- Game Totals -- Final Statistics
NC State vs Duke
01/15/22 2:00 pm at Cameron Indoor Stadium (Durham, NC)



NC State 73 • 9-9,2-5 ACC

#	Player	Total		3-Ptr		Rebounds			PF	TP	A TO		Blk	Stl	Min
		FG-FGA	FG-FGA	FT-FTA	Off Def Tot	PF	TP	A TO			Blk	Stl			
04	Jericole Hellems	f	2-5	1-2	2-2	2 5 7	4	7	1	3	0	1	33		
21	Ebenezer Dowuona	f	5-11	0-0	0-2	9 0 9	4	10	1	0	1	0	27		
00	Terquavion Smith	g	8-21	1-9	2-3	0 2 2	2	19	1	1	1	0	36		
01	Dereon Seabron	g	7-17	0-0	2-3	4 6 10	1	16	2	3	0	2	40		
05	Thomas Allen	g	2-5	1-3	0-0	0 1 1	0	5	3	1	0	1	19		
03	Cam Hayes	g	2-6	0-1	0-0	0 0 0	0	1	4	1	3	0	10		
10	Breon Pass	g	2-4	1-2	0-0	0 0 0	4	5	2	0	0	1	11		
11	Jaylon Gibson	g	2-2	0-0	0-0	2 0 2	1	4	0	0	1	0	13		
14	Casey Morsell	g	1-4	1-2	0-0	0 1 1	0	3	0	0	0	2	11		
Team						5 1 6									
Totals			31-75	5-19	6-10	22 16 38	17	73	11	11	3	10	200		

FG % 1st Half: 16-34 47.1% 2nd half: 15-41 36.6% Game: 31-75 41.3% Deadball Rebounds 3
3FG % 1st Half: 2-10 20.0% 2nd half: 3-9 33.3% Game: 5-19 26.3%
FT % 1st Half: 2-2 100.0% 2nd half: 4-8 50.0% Game: 6-10 60.0%

Duke 88 • 14-2,4-1 ACC

#	Player	Total			3-Ptr			Rebounds			PF	TP	A	TO	Blk	Stl	Min
		FG-FGA	FG-FGA	FT-FTA	Off	Def	Tot										
00	Wendell Moore Jr.	f	6-8	0-0	3-3	1	3	4	2	15	1	4	0	1			33
05	Paolo Banchero	f	8-11	0-0	5-8	2	6	8	0	21	4	4	1	1			32
21	AJ Griffin	f	1-6	1-4	0-0	1	1	2	2	3	2	0	0	0			27
15	Mark Williams	c	9-12	0-0	1-3	6	5	11	0	19	2	1	8	1			27
01	Trevor Keels	g	5-13	2-6	0-0	2	3	5	3	12	9	2	0	5			35
03	Jeremy Roach		0-1	0-0	2-2	1	0	1	2	2	4	0	0	0			23
12	Theo John		4-4	0-0	2-4	1	1	2	1	10	0	0	1	0			11
13	Joey Baker		2-5	1-3	1-4	1	1	2	0	6	1	0	0	0			12
34	Bates Jones		0-0	0-0	0-0	0	0	0	0	0	0	1	0	0			0+
Team						0	3	3									
Totals			35-60	4-13	14-24	15	23	38	10	88	23	12	10	8			200
FG % 1st Half: 19-33		57.6%	2nd half: 16-27	59.3%	Game: 35-60	58.3%											Deadball
3FG % 1st Half: 3-8		37.5%	2nd half: 1-5	20.0%	Game: 4-13	30.8%											Rebounds
FT % 1st Half: 4-8		50.0%	2nd half: 10-16	62.5%	Game: 14-24	58.3%											4



HEAD COACH KEVIN KEATTS

FIFTH SEASON AT NC STATE • MARSHALL '11

CAREER HIGHLIGHTS

- Hired by NC State on March 17, 2017 as the 20th head coach in program history.
- Led the team to averages of over 80 points per game in his first two seasons. 2018-19 team averaged 80.1 points per game and scored second-most points in a single season in program history with 2,882.
- Winning percentage of 56% in conference play is the best for an NC State coach in the first two years of his career since Press Maravich went 19-9 from 1964-66.
- Led the team to five wins over ranked opponents and an 11-7 record in the ACC to finish in a tie for third place in his debut season in 2017-18.
- Finished the 2017-18 season with 21 wins, tying Everett Case for the most regular season wins by a first year head coach in program history.
- First coach in Colonial Athletic Association history to win Coach of the Year in back-to-back seasons (2015, 2016).
- Won two national prep championships (2004, 2008) as head coach at Hargrave Military Academy.
- Coached 14 players that have gone on to the NBA.

THE KEATTS FILE

NC STATE

(2017 - pres.)

RECORD: 79-47 (38-34 ACC)

2018

Regular season ACC finish: tie for third place

NCAA Tournament bid

UNC WILMINGTON

(2014 - 2017)

RECORD: 72-28 (41-13 CAA)

2016, 2017

CAA Regular Season & Tournament Champions

2015

CAA Regular Season Champions

LOUISVILLE

Assistant Coach

(2011 - 2014)

RECORD: 96-21

2014

AAC Regular Season & Tournament Champions

NCAA Sweet 16

2012

Big East Tournament Champions

NCAA Final Four

HARGRAVE MILITARY ACADEMY

(1999 - 2001 & 2003 - 2011)

RECORD: 263-17

2010

National Prep Final Four

2009

National Prep Runner-Up

2008

National Prep Champions

2007

National Prep Final Four

2006

National Prep Runner-Up

2005

National Prep Runner-Up

2004

National Prep Champions

KEATTS YEAR-BY-YEAR AS A HEAD COACH

YEAR	SCHOOL	RECORD	CONF.	CONF. FINISH	POSTSEASON
2014-15	UNC Wilmington	18-14	12-6	T - 1st	CIT - First Round
2015-16	UNC Wilmington	25-8	14-4	T - 1st	NCAA - First Round
2016-17	UNC Wilmington	29-6	15-3	1st	NCAA - First Round
2017-18	NC State	21-12	11-7	T - 3rd	NCAA - First Round
2018-19	NC State	24-12	9-9	8th	NIT - Quarterfinals
2019-20	NC State	20-12	10-10	5th	
2020-21	NC State	14-11	9-8	9th	NIT - Quarterfinals
2021-22	NC State	9-10	2-6		
TOTALS	8 seasons	160-85	82-53		

KEATTS' RECORD vs. DIVISION I TEAMS

TEAM	RECORD	PCT.	MINNESOTA	0-1	.000
Alcorn State	1-0	1.000	Mount St. Mary's	1-0	1.000
Appalachian State	1-0	1.000	Nebraska	1-0	1.000
Arizona	1-0	1.000	North Carolina	2-6	.250
Auburn	1-1	.500	North Florida	1-0	1.000
Bethune-Cookman	1-0	1.000	Northeastern	6-2	.750
Boston College	5-2	.714	Northern Iowa	0-1	.000
Bryant	1-0	1.000	Notre Dame	4-1	.800
Bucknell	1-0	1.000	Ohio	0-1	.000
Campbell	3-1	.750	Old Dominion	0-1	.000
Central Connecticut	1-0	1.000	Oklahoma State	0-1	.000
Charleston Southern	2-0	1.000	Penn State	2-0	1.000
The Citadel	1-0	1.000	Pitt	7-0	1.000
Clemson	4-5	.444	Presbyterian	1-0	1.000
Colgate	1-0	1.000	Purdue	0-1	.000
College of Charleston	8-1	.889	Radford	1-1	.500
Colorado State	0-1	.000	Richmond	0-1	.000
Davidson	1-1	.500	Robert Morris	1-0	1.000
Delaware	6-1	.857	Saint Louis	0-1	.000
Detroit Mercy	1-0	1.000	Saint Peter's	1-0	1.000
Drexel	5-1	.833	Sam Houston State	0-1	.000
Duke	2-5	.286	Seton Hall	0-1	.000
East Carolina	2-1	.667	South Carolina State	1-0	1.000
East Tennessee State	2-0	1.000	St. Bonaventure	1-0	1.000
Eastern Kentucky	2-0	1.000	St. Francis Brooklyn	1-0	1.000
Elon	4-2	.667	Syracuse	3-3	0.500
Evansville	1-0	1.000	Tennessee	0-1	.000
FIU	1-0	1.000	Texas Southern	1-0	1.000
Florida State	1-4	.200	Toledo	1-0	1.000
Georgetown	0-1	.000	Towson	5-1	.833
Georgia Tech	0-4	.000	UMass Lowell	1-0	1.000
Harvard	1-0	1.000	UMKC	2-0	1.000
Hofstra	6-2	.750	UNCA	1-0	1.000
Jacksonville	1-0	1.000	UNCG	2-1	.667
James Madison	6-0	1.000	USC Upstate	1-0	1.000
Liberty	1-0	1.000	Utah Valley	1-0	1.000
Lipscomb	0-1	.000	Vanderbilt	1-0	1.000
Little Rock	1-0	1.000	Virginia	2-5	.286
Louisiana Tech	1-0	1.000	Virginia Tech	1-3	.250
Louisville	2-4	.333	VMI	2-0	1.000
Loyola Maryland	1-0	1.000	Wake Forest	7-1	.875
Maine	1-0	1.000	Western Carolina	1-0	1.000
Maryland Eastern Shore	1-0	1.000	Western Michigan	2-0	1.000
Memphis	0-1	.000	William & Mary	3-4	.429
Mercer	1-0	1.000	Wisconsin	1-1	.500
Miami	3-2	.600	Wright State	0-1	.000
Middle Tennessee	0-1	.000			



OTERQUAVION SMITH

GUARD • FRESHMAN • 6-4 • 160 LBS.
GREENVILLE, N.C.
FARMVILLE CENTRAL

SEASON STATS



NOTING SMITH

- Has scored in double figures in 11 of the last 12 games
- Averaging 17.5 points per game since moving into the starting lineup; has hit 3 or more three-pointers in 9 of the 12 games that he's started
- Smith is the second-highest scoring true freshman in the ACC (behind Duke's Paolo Banchero)
- Has hit 28 three-pointers in ACC play which is the most of any player in the league
- Named Co-ACC Freshman of the Week on 12/13 after scoring season-best 21 points against top-ranked Purdue
- Named ACC Freshman of the Week on 12/6 after scoring 17 points on 7-of-10 shooting against Louisville and grabbing career-high 11 rebounds in win over Nebraska
- Has hit multiple three-pointers in 15 of 19 games this season, 51 three-pointers are tied for most by an ACC player this season
- Scored 24 points, hitting 9-of-13 shots, including 6-of-9 from three-point range at Louisville on 1/12
- Scored 23 points, hitting 7 three-pointers against Florida State on 1/1. Seven three-pointers tie for the second-most by a freshman in program history.
- Scored career-high 27 points on 12-of-24 shooting vs. Wright State on 12/21
- Burst onto the scene with 20 points on 9-of-17 shooting and a team-high four steals in season-opening win over Bucknell on 11/9
- 20 points are the fifth-best freshman debut in program history.
- Ranked as No. 77 overall recruit in the nation by 247Sports, No. 3 prospect in the state of North Carolina by 247Sports
- Led Farmville Central to three-straight North Carolina Class 2A State Championships. FC went 76-2 in his last three years of HS
- As a senior averaged 25.6 points, 6.0 rebounds, 5.8 assists and 3.2 steals per game to lead Farmville Central to perfect record
- Scored a career-high 50 points in win over Trinity Academy
- Capped high school career with 33 points, 10 assists and nine rebounds in 2A State Championship game to be named Charlie Adams 2A Men's Basketball Championship MVP
- Named 2021 North Carolina Gatorade Boys Basketball Player of the Year & North Carolina Mr. Basketball by Charlotte Observer
- Named State Player of the Year by the North Carolina Basketball Coaches Association

2021-22 GAME-BY-GAME STATS

Date	Opponent	ST	MIN	FG-FGA	Pct.	3FG-FGA	Pct.	FT-FTA	Pct.	O-D-T	PF	A	TO	BLK	STL	PTS
11/9	Bucknell		31	9-17	.529	2-5	.400	0-0	.000	1-2-3	3	1	1	0	4	20
11/13	Colgate		24	4-10	.400	2-6	.333	2-2	1.000	0-4-4	0	2	1	1	0	12
11/16	vs. Central Connecticut		24	4-11	.364	3-7	.429	0-1	.000	0-3-3	3	5	3	1	1	11
11/17	vs. Oklahoma State		16	0-5	.000	0-2	.000	0-1	.000	0-2-2	2	2	3	0	0	0
11/21	Texas Southern		17	2-7	.286	2-6	.333	1-2	.500	0-1-1	2	2	0	1	1	7
11/27	Louisiana Tech		25	3-8	.375	2-6	.333	4-8	.500	1-3-4	0	4	0	0	0	9
12/1	Nebraska		46	3-14	.214	2-10	.200	1-4	.250	3-8-11	2	1	3	0	0	9
12/4	Louisville	*	34	7-10	.700	3-5	.600	0-1	.000	0-4-4	3	0	3	1	1	17
12/9	Bethune-Cookman	*	35	5-12	.417	3-7	.429	1-1	1.000	1-3-4	1	2	1	0	1	14
12/12	vs. Purdue	*	40	6-13	.462	3-7	.429	6-8	.750	0-3-3	1	2	1	0	2	21
12/17	vs. Richmond	*	33	4-14	.286	1-5	.200	9-10	.900	0-2-2	2	0	2	0	0	18
12/21	Wright State	*	35	12-24	.500	3-10	.300	0-2	.000	0-2-2	4	1	2	0	2	27
12/29	at Miami	*	25	5-17	.294	3-9	.333	1-3	.333	2-2-4	2	1	2	0	3	14
1/1	Florida State	*	30	8-15	.533	7-13	.538	0-0	.000	0-5-5	3	3	1	0	1	23
1/4	at Virginia Tech	*	37	6-13	.462	4-9	.444	1-1	1.000	2-5-7	3	1	1	0	2	17
1/8	Clemson	*	20	0-7	.000	0-7	.000	2-2	1.000	1-2-3	1	1	5	0	2	2
1/12	at Louisville	*	30	9-13	.692	6-9	.667	0-0	.000	2-3-5	3	1	1	0	3	24
1/15	at Duke	*	36	8-21	.381	1-9	.111	2-3	.667	0-2-2	2	1	1	1	0	19
1/19	Virginia Tech	*	35	5-16	.313	4-12	.333	0-0	.000	0-1-1	4	0	1	0	3	14

SMITH'S SINGLE-GAME BESTS

POINTS

Season 27, vs. Wright State (12/21/21)
ACC 24, at Louisville (1/12/22)

REBOUNDS

Season 11, vs. Nebraska (12/1/21)
ACC 7, at Virginia Tech (1/4/22)

FG MADE

Season 12, vs. Wright State (12/21/21)
ACC 9, at Louisville (1/12/22)

FG ATTEMPTED

Season 24, vs. Wright State (12/21/21)
ACC 21, at Duke (1/15/22)

3FG MADE

Season 7, vs. Florida State (1/1/22)
ACC 7, vs. Florida State (1/1/22)

3FG ATTEMPTED

Season 13, vs. Florida State (1/1/22)
ACC 13, vs. Florida State (1/1/22)

FT MADE

Season 9, vs. Richmond (12/17/21)
ACC 2 (2x), last at Duke (1/15/22)

FT ATTEMPTED

Season 10, vs. Richmond (12/17/21)
ACC 3 (2x), last at Duke (1/15/22)

ASSISTS

Season 5, vs. Central Connecticut (11/16/21)
ACC 3, vs. Florida State (1/1/22)

STEALS

Season 4, vs. Bucknell (11/9/21)
ACC 3 (3x), last vs. Virginia Tech (1/19/22)

BLOCKS

Season 1 (5x), last at Duke (1/15/22)
ACC 1 (2x), last at Duke (1/15/22)

MINUTES

Season 46, vs. Nebraska (12/1/21)
ACC 37, at Virginia Tech (1/4/22)

MISCELLANEOUS CAREER STATS

Games with 10+ points.....	14
Games with 20+ points.....	5
Games with 10+ rebounds.....	1
Games with 3+ assists.....	3
Games with 2+ steals.....	8
Games with 2+ blocks.....	0
Double-Doubles.....	0
Games led NCSU in points.....	4
Games led NCSU in rebounds.....	0
Games led NCSU in assists.....	1
Games led NCSU in steals.....	7
Games led NCSU in blocks.....	2

SMITH'S CAREER STATS

Year	GP-GS	Min	Avg	FG-FGA	Pct	3FG-FGA	Pct	FT-FTA	Pct	Off-Def	Tot-Avg	PF-FO	A	TO	Blk	Stl	Pts	Avg
2021-22	19-12	573	30.2	100-247	.405	51-144	.354	27-43	.628	13-57	70-3.7	41-0	30	32	5	26	278	14.6



DEREON SEABRON

GUARD • SOPHOMORE • 6-7 • 180 LBS.
NORFOLK, VA.
LAKE TAYLOR

SEASON STATS



NOTING SEABRON

- Currently ranks first in the ACC in offensive rebounding (3.4), second in rebounds (9.5), third in scoring (19.3) fifth in field goal percentage (53.1), ninth in assists (3.5) and 10th in steals (1.6).
- Has posted double-doubles in 10 of 19 games this season. Ten double-doubles are second-most in the ACC
- Leads team in scoring, rebounding, assists and steals ... Only played in ACC to lead team in all four categories
- Scored 32 points against Florida State on 1/1, hitting 12-of-14 field goal attempts
- Named ACC Player of the Week on Dec. 6 after career-highs in points (39) and rebounds (19) in win over Nebraska on 12/1
- Named ACC Player of the Week on Nov. 15 for his efforts in wins over Bucknell and Colgate to open season
- Had a then career-high 21 points and added 10 rebounds in win over Colgate.
- Posted second career double-double in season-opening win over Bucknell with a then career-high 18 points and 12 rebounds.
- Last season as a redshirt freshman, appeared in 24 games, making eight starts. Averaged 5.2 points and 3.9 rebounds per game
- Settled in as season progressed, averaging 8.4 points per game over last eight outings of the season and had all three double-digit scoring games of the season during that stretch
- Led team in scoring once, rebounds four times, assists once, steals three times and blocks once
- Named ACC Freshman of the Week on March 8 after posting career-highs in points (17), rebounds (13) and blocks (3) in win at Notre Dame

2021-22 GAME-BY-GAME STATS

Date	Opponent	ST	MIN	FG-FGA	Pct.	3FG-FGA	Pct.	FT-FTA	Pct.	O-D-T	PF	A	TO	BLK	STL	PTS
11/9	Bucknell	*	29	8-13	.615	0-1	.000	2-4	.500	6-6-12	1	1	2	0	3	18
11/13	Colgate	*	34	9-16	.563	0-2	.000	3-3	1.000	3-7-10	0	4	0	0	0	21
11/16	vs. Central Connecticut	*	33	8-12	.667	0-1	.000	8-10	.800	1-8-9	0	2	2	0	3	24
11/17	vs. Oklahoma State	*	36	6-11	.545	0-1	.000	7-9	.778	4-6-10	2	3	4	0	2	19
11/21	Texas Southern	*	39	8-15	.533	1-4	.250	4-8	.500	2-9-11	2	4	2	0	3	21
11/27	Louisiana Tech	*	37	5-6	.833	0-0	.000	0-0	.000	2-5-7	2	5	2	0	5	10
12/1	Nebraska	*	56	11-21	.524	0-2	.000	17-20	.850	7-12-19	4	4	7	0	2	39
12/4	Louisville	*	35	4-14	.286	0-1	.000	3-5	.600	2-7-9	1	2	1	0	0	11
12/9	Bethune-Cookman	*	36	8-14	.571	0-2	.000	0-2	.000	4-9-13	0	2	2	0	2	16
12/12	vs. Purdue	*	38	6-16	.375	0-2	.000	6-6	1.000	2-4-6	2	4	4	0	1	18
12/17	vs. Richmond	*	36	8-16	.500	1-2	.500	4-10	.400	5-8-13	3	3	3	0	0	21
12/21	Wright State	*	37	4-13	.308	1-1	1.000	1-2	.500	3-2-5	2	3	3	0	1	10
12/29	at Miami	*	31	6-9	.667	0-0	.000	2-2	1.000	7-4-11	2	6	3	0	0	14
1/1	Florida State	*	34	12-14	.857	1-2	.500	7-11	.636	1-6-7	3	7	6	0	2	32
1/4	at Virginia Tech	*	38	8-14	.571	1-2	.500	4-4	1.000	3-7-10	3	3	3	0	0	21
1/8	Clemson	*	34	9-20	.450	2-5	.400	7-11	.636	5-2-7	3	3	2	1	2	27
1/12	at Louisville	*	38	6-9	.667	0-2	.000	3-5	.600	1-6-7	2	5	3	0	0	15
1/15	at Duke	*	40	7-17	.412	0-0	.000	2-3	.667	4-6-10	1	2	3	0	2	16
1/19	Virginia Tech	*	38	5-10	.500	0-0	.000	3-4	.750	1-4-5	2	4	5	0	2	13

SEABRON'S SINGLE-GAME BESTS

POINTS

Season 39, vs. Nebraska (12/1/21)
Career 39, vs. Nebraska (12/1/21)
ACC 32, vs. Florida State (1/1/22)

REBOUNDS

Season 19, vs. Nebraska (12/1/21)
Career 19, vs. Nebraska (12/1/21)
ACC 13, at Notre Dame (3/3/21)

FG MADE

Season 12, vs. Florida State (1/1/22)
Career 12, vs. Florida State (1/1/22)
ACC 12, vs. Florida State (1/1/22)

FG ATTEMPTED

Season 21, vs. Nebraska (12/1/21)
Career 21, vs. Nebraska (12/1/21)
ACC 20, vs. Clemson (1/8/22)

3FG MADE

Season 2, vs. Clemson (1/8/22)
Career 2, vs. Clemson (1/8/22)
ACC 2, vs. Clemson (1/8/22)

3FG ATTEMPTED

Season 5, vs. Clemson (1/8/22)
Career 5, vs. Clemson (1/8/22)
ACC 5, vs. Clemson (1/8/22)

FT MADE

Season 17, vs. Nebraska (12/1/21)
Career 17, vs. Nebraska (12/1/21)
ACC 7 (2x), last vs. Clemson (1/8/22)

FT ATTEMPTED

Season 20, vs. Nebraska (12/1/21)
Career 20, vs. Nebraska (12/1/21)
ACC 11 (2x), last vs. Clemson (1/8/22)

ASSISTS

Season 7, vs. Florida State (1/1/22)
Career 7, vs. Florida State (1/1/22)
ACC 7, vs. Florida State (1/1/22)

STEALS

Season 5, vs. Louisiana Tech (11/27/21)
Career 5, vs. Louisiana Tech (11/27/21)
ACC 4, at Wake Forest (2/20/21)

BLOCKS

Season 1, vs. Clemson (1/8/22)
Career 3, at Notre Dame (3/3/21)
ACC 3, at Notre Dame (3/3/21)

MINUTES

Season 56, vs. Nebraska (12/1/21)
Career 56, vs. Nebraska (12/1/21)
ACC 40, at Duke (1/15/22)

MISCELLANEOUS CAREER STATS

Games with 10+ points.....	22
Games with 20+ points.....	8
Games with 10+ rebounds.....	11
Games with 3+ assists.....	17
Games with 2+ steals.....	13
Games with 2+ blocks.....	1
Double-Doubles.....	11
Games led NCSU in points.....	10
Games led NCSU in rebounds.....	22
Games led NCSU in assists.....	14
Games led NCSU in steals.....	8
Games led NCSU in blocks.....	2

SEABRON'S CAREER STATS

Year	GP-GS	Min	Avg	FG-FGA	Pct	3FG-FGA	Pct	FT-FTA	Pct	Off-Def	Tot-Avg	PF-FO	A	TO	Blk	Stl	Pts	Avg
2020-21	24-8	418	17.4	50-103	.485	5-20	.250	19-33	.576	27-56	83-3.5	26-1	19	29	7	16	124	5.2
2021-22	19-19	699	36.8	138-260	.531	7-30	.233	83-119	.697	63-118	181-9.5	35-0	67	57	1	30	366	19.3
TOTALS	43-27	1117	26.0	188-363	.518	12-50	.240	102-152	.671	90-174	264-6.1	61-1	86	86	8	46	490	11.4



3 CAM HAYES

GUARD • SOPHOMORE • 6-3 • 180 LBS.
GREENSBORO, N.C.
GREENSBORO DAY

SEASON STATS

PPG
8.3RPG
2.5APG
2.5FG%
32.33FG%
22.2FT%
80.5

NOTING HAYES

- Has a 2.04-to-1 assist-to-turnover ratio
- Scored in double figures in 9 of first 11 games this season, but has now gone eight straight games without reaching double figures
- Had a career-high four three-pointers and tied season-high with 16 points vs. Richmond on 12/17
- Season-high 16 points vs. Oklahoma State on 11/17
- ACC Honor Roll and Academic All-ACC Team selection last season as a true freshman
- Appeared in 23 games, making 14 starts
- Averaged 7.8 points and led team in assists at 3.1 per game.
- Ranked 14th in the ACC with 1.57 assist-to-turnover ratio
- Led team in assists in 10 games, in steals in six games and in scoring twice
- Ranked as consensus four-star prospect; No. 68 player nationally by 247Sports and No. 76 overall by Rivals

2021-22 GAME-BY-GAME STATS

Date	Opponent	ST	MIN	FG-FGA	Pct.	3FG-FGA	Pct.	FT-FTA	Pct.	O-D-T	PF	A	TO	BLK	STL	PTS
11/9	Bucknell	*	22	3-11	.273	1-5	.200	2-2	1.000	1-2-3	0	4	1	0	1	9
11/13	Colgate	*	26	5-12	.417	0-2	.000	0-0	.000	1-0-1	1	1	0	0	1	10
11/16	vs. Central Connecticut	*	22	3-5	.600	2-3	.667	2-4	.500	0-1-1	1	3	0	0	1	10
11/17	vs. Oklahoma State	*	31	4-16	.250	2-7	.286	6-6	1.000	0-3-3	2	1	2	1	1	16
11/21	Texas Southern	*	25	5-7	.714	0-2	.000	1-3	.333	0-3-3	2	5	0	2	1	11
11/27	Louisiana Tech	*	27	3-7	.429	0-2	.000	8-8	1.000	0-3-3	1	5	1	0	2	14
12/1	Nebraska	*	25	5-14	.357	0-6	.000	3-3	1.000	1-3-4	1	2	2	0	1	13
12/4	Louisville	*	26	5-12	.417	2-6	.333	3-4	.750	0-3-3	3	1	0	0	1	15
12/9	Bethune-Cookman	*	28	1-10	.100	0-3	.000	4-4	1.000	0-2-2	1	3	1	0	0	6
12/12	vs. Purdue	*	30	5-9	.556	2-3	.667	0-0	.000	0-5-5	2	2	3	0	1	12
12/17	vs. Richmond	*	27	6-14	.429	4-8	.500	0-0	.000	0-2-2	5	3	0	0	0	16
12/21	Wright State	*	26	2-12	.167	1-6	.167	0-0	.000	1-4-5	4	3	1	0	1	5
12/29	at Miami	*	24	0-6	.000	0-4	.000	0-0	.000	1-2-3	3	4	1	0	1	0
1/1	Florida State		15	1-4	.250	0-2	.000	0-0	.000	0-0-0	2	1	4	0	1	2
1/4	at Virginia Tech		24	1-6	.167	0-4	.000	2-3	.667	2-1-3	2	1	2	0	2	4
1/8	Clemson		18	2-5	.400	1-2	.500	2-2	1.000	0-3-3	0	0	1	0	1	7
1/12	at Louisville		19	1-7	.143	1-4	.250	0-0	.000	0-2-2	2	4	1	0	0	3
1/15	at Duke		10	2-6	.333	0-1	.000	0-0	.000	0-0-0	1	1	3	0	3	4
1/19	Virginia Tech		13	0-4	.000	0-2	.000	0-2	.000	0-1-1	1	3	0	0	1	0

HAYES' SINGLE-GAME BESTS

POINTS

Season 16 (2x), last vs. Richmond (12/17/21)
Career 20, at Notre Dame (3/3/21)
ACC 20, at Notre Dame (3/3/21)

REBOUNDS

Season 5 (2x), last vs. Wright State (12/21/21)
Career 5 (5x), last vs. Wright State (12/21/21)
ACC 5 (2x), last vs. Pitt (2/28/21)

FG MADE

Season 6, vs. Richmond (12/17/21)
Career 7 (2x), last at Notre Dame (3/3/21)
ACC 7, at Notre Dame (3/3/21)

FG ATTEMPTED

Season 16, vs. Oklahoma State (11/17/21)
Career 16, vs. Oklahoma State (11/17/21)
ACC 12, vs. Louisville (12/4/21)

3FG MADE

Season 4, vs. Richmond (12/17/21)
Career 4, vs. Richmond (12/17/21)
ACC 3 (4x), last at Notre Dame (3/3/21)

3FG ATTEMPTED

Season 8, vs. Richmond (12/17/21)
Career 8, vs. Richmond (12/17/21)
ACC 6 (2x), last vs. Louisville (12/4/21)

FT MADE

Season 8, vs. Louisiana Tech (11/27/21)
Career 8, vs. Louisiana Tech (11/27/21)
ACC 7, at Virginia (2/24/21)

FT ATTEMPTED

Season 8, vs. Louisiana Tech (11/27/21)
Career 8 (3x), last vs. Louisiana Tech (11/27/21)
ACC 8 (2x), last at Virginia (2/24/21)

ASSISTS

Season 5 (2x), last vs. Louisiana Tech (11/27/21)
Career 9, at Pitt (2/17/21)
ACC 9, at Pitt (2/17/21)

STEALS

Season 3, at Duke (1/15/22)
Career 4, vs. Charleston Southern (11/25/20)
ACC 3 (3x), last at Duke (1/15/22)

BLOCKS

Season 2, vs. Texas Southern (11/21/21)
Career 2, vs. Texas Southern (11/21/21)
ACC

MINUTES

Season 31, vs. Oklahoma State (11/17/21)
Career 36, vs. Davidson (3/18/21)
ACC 34, vs. Pitt (2/28/21) Season

MISCELLANEOUS CAREER STATS

Games with 10+ points 14
Games with 20+ points 1
Games with 10+ rebounds 0
Games with 3+ assists 23
Games with 2+ steals 10
Games with 2+ blocks 1
Double-Doubles 0
Games led NCSU in points 2
Games led NCSU in rebounds 0
Games led NCSU in assists 15
Games led NCSU in steals 7
Games led NCSU in blocks 1

HAYES' CAREER STATS

Year	GP-GS	Min	Avg	FG-FGA	Pct	3FG-FGA	Pct	FT-FTA	Pct	Off-Def	Tot-Avg	PF-FO	A	TO	Blk	Stl	Pts	Avg
2020-21	23-14	540	23.5	61-158	.386	28-77	.364	30-41	.732	6-49	55-2.4	36-1	72	46	1	29	180	7.8
2021-22	19-13	438	23.1	54-167	.323	16-72	.222	33-41	.805	7-40	47-2.5	34-1	47	23	3	20	157	8.3
TOTALS	42-27	978	23.3	115-325	.354	44-149	.295	63-82	.768	13-89	102-2.4	70-2	119	69	4	49	337	8.0



4 JERICOLE HELLEMS

FORWARD • SENIOR • 6-7 • 200 LBS.
ST. LOUIS, MO.
CHAMINADE

SEASON STATS

PPG
14.2RPG
4.7APG
1.4FG%
41.73FG%
40.2FT%
81.7

NOTING HELLEMS

- Ranks 20th in the ACC in scoring (14.2) and 9th in free throw percentage (81.7%)
- Scored 19 points on 7-of-10 shooting, including 5-of-7 from long-range and added a career-best 3 blocks in win at Louisville on 1/12
- Eclipsed 1,000 career point mark in game at Miami on 12/29, 55th player in program history to reach 1,000 points
- Scored 24 points and added six rebounds and two steals at Miami on 12/29
- Scored career-high 31 points in win over Louisiana Tech on 11/27. Made a career-best 10 field goals, while connecting on a career-high 6 three-pointers. Six three-pointers tie for the most by an ACC player this season
- Scored 18 points, hitting a perfect 10-of-10 from the foul line vs. Oklahoma State on 11/17
- Led team with 22 points on 7-13 shooting in season-opening win over Bucknell.
- Team's top returning scorer
- Named Honorable Mention All-ACC for the 2020-21 season
- One of only two players on last year's team to play in all 25 games ... Made 24 starts and averaged 12.9 points and 5.0 rebounds
- Hit 31 three-pointers, second-most on the team, and led team in three-point field goal percentage at 38.3 percent
- Played at Chaminade High School in St. Louis. Finished career ranked third in school history in career points.
- Was high school teammates with Jayson Tatum at Chaminade in his freshman and sophomore seasons.

2021-22 GAME-BY-GAME STATS

Date	Opponent	ST	MIN	FG-FGA	Pct.	3FG-FGA	Pct.	FT-FTA	Pct.	O-D-T	PF	A	TO	BLK	STL	PTS
11/9	Bucknell	*	34	7-13	.538	3-7	.429	5-5	1.000	1-3-4	3	0	0	0	1	22
11/13	Colgate	*	36	2-7	.286	0-1	.000	0-0	.000	0-4-4	4	2	2	1	2	4
11/16	vs. Central Connecticut	*	14	1-5	.200	1-3	.333	1-2	.500	0-2-2	5	0	3	0	0	4
11/17	vs. Oklahoma State	*	36	3-11	.273	2-5	.400	10-10	1.000	1-3-4	5	0	4	0	1	18
11/21	Texas Southern	*	22	2-9	.222	1-3	.333	5-6	.833	1-3-4	5	1	2	2	0	10
11/27	Louisiana Tech	*	32	10-19	.526	6-8	.750	5-5	1.000	1-3-4	4	0	1	0	0	31
12/1	Nebraska	*	50	5-18	.278	2-8	.250	3-5	.600	2-5-7	5	4	4	0	0	15
12/4	Louisville	*	35	5-16	.313	3-11	.273	5-6	.833	1-4-5	3	5	1	0	3	18
12/9	Bethune-Cookman	*	32	5-9	.556	2-5	.400	1-2	.500	0-4-4	3	5	3	1	3	13
12/12	vs. Purdue	*	42	5-11	.455	2-5	.400	0-1	.000	0-3-3	4	1	2	1	1	12
12/17	vs. Richmond	*	39	2-6	.333	1-3	.333	7-10	.700	1-3-4	3	1	1	0	3	12
12/21	Wright State	*	40	6-11	.545	2-4	.500	0-1	.000	2-5-7	3	1	1	1	2	14
12/29	at Miami	*	37	9-17	.529	2-6	.333	4-4	1.000	3-3-6	4	1	0	0	2	24
1/1	Florida State	*	29	1-4	.250	0-2	.000	6-8	.750	1-1-2	4	1	1	0	0	8
1/4	at Virginia Tech	*	40	6-16	.375	3-6	.500	0-0	.000	3-2-5	1	1	0	0	2	15
1/8	Clemson	*	38	2-9	.222	2-6	.333	2-2	1.000	1-6-7	2	1	3	0	4	8
1/12	at Louisville	*	40	7-10	.700	5-7	.714	0-0	.000	1-5-6	3	0	2	3	1	19
1/15	at Duke	*	33	2-5	.400	1-2	.500	2-2	1.000	2-5-7	4	1	3	0	1	7
1/19	Virginia Tech	*	38	6-10	.600	1-5	.200	2-2	1.000	2-2-4	2	2	1	1	1	15

HELLEMS' SINGLE-GAME BESTS

POINTS

Season 31, vs. Louisiana Tech (11/27/21)
Career 31, vs. Louisiana Tech (11/27/21)
ACC 24 (2x), last at Miami (12/29/21)

REBOUNDS

Season 7 (3x), last at Duke (1/15/22)
Career 9 (3x), last vs. Pitt (2/28/21)
ACC 9 (2x), last vs. Pitt (2/28/21)

FG MADE

Season 10, vs. Louisiana Tech (11/27/21)
Career 10, vs. Louisiana Tech (11/27/21)
ACC 9 (3x), last at Miami (12/29/21)

FG ATTEMPTED

Season 19, vs. Louisiana Tech (11/27/21)
Career 19 (2x), last vs. Louisiana Tech (11/27/21)
ACC 19, at Syracuse (1/31/21)

3FG MADE

Season 6, vs. Louisiana Tech (11/27/21)
Career 6, vs. Louisiana Tech (11/27/21)
ACC 5, at Louisville (1/12/22)

3FG ATTEMPTED

Season 11, vs. Louisville (12/4/21)
Career 11, vs. Louisville (12/4/21)
ACC 11, vs. Louisville (12/4/21)

FT MADE

Season 10, vs. Oklahoma State (11/17/21)
Career 10, vs. Oklahoma State (11/17/21)
ACC 9, vs. Boston College (12/30/20)

FT ATTEMPTED

Season 10 (2x), last vs. Richmond (12/17/21)
Career 11, vs. Boston College (12/30/20)
ACC 11, vs. Boston College (12/30/20)

ASSISTS

Season 5 (2x), last vs. Bethune-Cookman (12/9/21)
Career 6, vs. Little Rock (11/23/19)
ACC 5 (3x), last vs. Louisville (12/4/21)

STEALS

Season 4, vs. Clemson (1/8/22)
Career 4 (2x), last vs. Clemson (1/8/22)
ACC 4, vs. Clemson (1/8/22)

BLOCKS

Season 3, at Louisville (1/12/22)
Career 3, at Louisville (1/12/22)
ACC 3, at Louisville (1/12/22)

MINUTES

Season 50, vs. Nebraska (12/1/21)
Career 50, vs. Nebraska (12/1/21)
ACC 40 (2x), last at Louisville (1/12/22)

MISCELLANEOUS CAREER STATS

Games with 10+ points 53
Games with 20+ points 7
Games with 10+ rebounds 0
Games with 3+ assists 14
Games with 2+ steals 26
Games with 2+ blocks 3
Double-Doubles 0
Games led NCSU in points 17
Games led NCSU in rebounds 11
Games led NCSU in assists 8
Games led NCSU in steals 20
Games led NCSU in blocks 10

HELLEMS' CAREER STATS

Year	GP-GS	Min	Avg	FG-FGA	Pct	3FG-FGA	Pct	FT-FTA	Pct	Off-Def	Tot-Avg	PF-FO	A	TO	Blk	Stl	Pts	Avg
2018-19	36-0	491	13.6	71-184	.386	22-69	.319	27-36	.750	34-57	91-2.5	66-1	24	36	10	13	191	5.3
2019-20	31-17	791	25.5	103-255	.404	34-103	.330	53-68	.779	41-65	106-3.4	89-1	32	42	8	20	293	9.5
2020-21	25-24	786	31.4	119-263	.452	31-81	.383	54-70	.771	36-90	126-5.0	70-4	44	50	6	27	323	12.9
2021-22	19-19	667	35.1	86-206	.417	39-97	.402	58-71	.817	23-66	89-4.7	67-4	27	34	10	27	269	14.2
TOTALS	111-60	2735	24.6	379-908	.417	126-350	.360	192-245	.784	134-278	412-3.7	292-10	126	162	34	87	1076	9.7



5 THOMAS ALLEN

GUARD • SENIOR • 6-1 • 175 LBS.
RALEIGH, N.C.
BREWSTER ACADEMY (NEBRASKA)

SEASON STATS

PPG
4.0RPG
1.2APG
1.4FG%
37.53FG%
29.7FT%
50.0

NOTING ALLEN

- Has been a different player since coming back from Christmas break ... In 10 games before Christmas, averaged 1.8 points per game, averaging 7.1 points per game and has 17 assists against just three turnovers in seven games since Christmas.
- Scored 13 points in 27 minutes off-the-bench at Miami on 12/29
- Appeared in 17 games, making 15 starts last season for the Pack
- Missed final eight games of the season because of an ankle injury
- Averaged 7.4 points and 2.5 rebounds per game
- Sat out 2019-20 season as a transfer from Nebraska
- Averaged 8.7 points per game as a sophomore for the Cornhuskers. Also averaged 2.0 assists and 1.3 steals per game. Ranked eighth in the Big Ten in steals per game
- Originally signed with NC State in fall of 2016, but was released from NLI after Kevin Keatts became head coach. After two years at Nebraska, Allen chose to comeback to his hometown and transferred to NC State
- Was top-100 prospect in Class of 2017

2021-22 GAME-BY-GAME STATS

Date	Opponent	ST	MIN	FG-FGA	Pct.	3FG-FGA	Pct.	FT-FTA	Pct.	O-D-T	PF	A	TO	BLK	STL	PTS
11/9	Bucknell															
11/13	Colgate		3	0-0	.000	0-0	.000	0-0	.000	0-0-0	0	0	0	0	0	0
11/16	vs. Central Connecticut		21	3-5	.600	2-3	.667	0-0	.000	0-0-0	2	2	0	0	1	8
11/17	vs. Oklahoma State		12	0-1	.000	0-1	.000	0-0	.000	0-0-0	0	0	0	0	0	0
11/21	Texas Southern		22	1-4	.250	0-2	.000	0-2	.000	0-2-2	0	2	0	1	2	2
11/27	Louisiana Tech															
12/1	Nebraska		8	1-1	1.000	0-0	.000	3-4	.750	2-1-3	0	0	0	0	1	5
12/4	Louisville		17	0-4	.000	0-4	.000	0-0	.000	0-0-0	0	2	0	0	1	0
12/9	Bethune-Cookman		18	1-4	.250	1-2	.500	0-0	.000	0-2-2	0	0	1	0	0	3
12/12	vs. Purdue		9	0-2	.000	0-2	.000	0-0	.000	0-1-1	0	0	0	0	1	0
12/17	vs. Richmond		3	0-0	.000	0-0	.000	0-0	.000	0-0-0	0	0	0	0	1	0
12/21	Wright State		4	0-1	.000	0-0	.000	0-0	.000	0-0-0	0	0	0	0	0	0
12/29	at Miami		27	6-10	.600	1-4	.250	0-0	.000	0-7-7	3	3	1	0	1	13
1/1	Florida State	*	32	3-10	.300	3-6	.500	0-0	.000	1-1-2	2	3	1	0	1	9
1/4	at Virginia Tech	*	15	2-4	.500	1-2	.500	0-0	.000	0-0-0	0	3	0	0	0	5
1/8	Clemson	*	27	4-9	.444	2-4	.500	0-0	.000	1-2-3	3	1	0	0	1	10
1/12	at Louisville	*	21	4-10	.400	0-2	.000	0-0	.000	0-0-0	1	4	0	0	0	8
1/15	at Duke	*	19	2-5	.400	1-3	.333	0-0	.000	0-1-1	0	3	1	0	1	5
1/19	Virginia Tech	*	6	0-2	.000	0-2	.000	0-0	.000	0-0-0	0	0	0	0	0	0

ALLEN'S SINGLE-GAME BESTS

POINTS

Season 13, at Miami (12/29/21)
Career 18 (2x), last at Purdue (2/9/19)
ACC 17, vs. Syracuse (2/9/21)

REBOUNDS

Season 7, at Miami (12/29/21)
Career 9, vs. Minnesota (2/13/19)
ACC 7, at Miami (12/29/21)

FG MADE

Season 6, at Miami (12/29/21)
Career 7, vs. Creighton (12/8/19)
ACC 6 (2x), last at Miami (12/29/21)

FG ATTEMPTED

Season 10 (3x), last at Louisville (1/12/22)
Career 12, at Illinois (2/8/19)
ACC 10 (4x), last at Louisville (1/12/22)

3FG MADE

Season 3, vs. Florida State (1/1/22)
Career 5, at Purdue (2/9/19)
ACC 4 (3x), last vs. Syracuse (2/9/21)

3FG ATTEMPTED

Season 6, vs. Florida State (1/1/22)
Career 8, vs. Syracuse (2/9/21)
ACC 8, vs. Syracuse (2/9/21)

FT MADE

Season 3, vs. Nebraska (12/1/21)
Career 5, vs. Syracuse (2/9/21)
ACC 5, vs. Syracuse (2/9/21)

FT ATTEMPTED

Season 4, vs. Nebraska (12/1/21)
Career 6, vs. Syracuse (2/9/21)
ACC 6, vs. Syracuse (2/9/21)

ASSISTS

Season 4, at Louisville (1/12/22)
Career 5 (2x), last at Penn State (2/19/19)
ACC 4 (3x), last at Louisville (1/12/22)

STEALS

Season 2, vs. Texas Southern (11/21/21)
Career 5, vs. Missouri State (11/19/18)
ACC 3, at Boston College (2/6/21)

BLOCKS

Season 1, vs. Texas Southern (11/21/21)
Career 2, at Boston College (2/6/21)
ACC 2, at Boston College (2/6/21)

MINUTES

Season 32, vs. Florida State (1/1/22)
Career 38, vs. Northwestern (2/16/19)
ACC 36, at Syracuse (1/31/21)

MISCELLANEOUS CAREER STATS

Games with 10+ points 17
Games with 20+ points 0
Games with 10+ rebounds 0
Games with 3+ assists 20
Games with 2+ steals 19
Games with 2+ blocks 1
Double-Doubles 0
Games led NCSU in points 3
Games led NCSU in rebounds 1
Games led NCSU in assists 5
Games led NCSU in steals 2
Games led NCSU in blocks 1

ALLEN'S CAREER STATS

Year	GP-GS	Min	Avg	FG-FGA	Pct	3FG-FGA	Pct	FT-FTA	Pct	Off-Def	Tot-Avg	PF-FO	A	TO	Blk	Stl	Pts	Avg
2017-18 (at Nebraska)	32-0	318	9.9	34-86	.395	17-48	.354	16-20	.800	5-26	31-1.0	8-0	17	20	0	7	101	3.2
2018-19 (at Nebraska)	29-25	874	30.1	96-220	.436	36-99	.364	25-29	.862	10-71	81-2.8	29-0	59	29	6	38	253	8.7
2020-21	17-15	450	26.5	43-118	.364	25-66	.379	15-19	.789	7-35	42-2.5	24-0	28	22	2	22	126	7.4
2021-22	17-6	264	15.5	27-72	.375	11-37	.297	3-6	.500	4-17	21-1.2	11-0	23	4	1	11	68	4.0
TOTALS	95-46	1906	20.1	200-496	.403	89-250	.356	59-74	.797	26-149	175-1.8	72-0	127	75	9	78	548	5.8



10 BREON PASS

GUARD • FRESHMAN • 6-0 • 175 LBS.
REIDSVILLE, N.C.
REIDSVILLE

SEASON STATS

PPG
2.3RPG
1.5APG
0.6FG%
29.73FG%
23.8FT%
87.5

NOTING PASS

- Played season-high 23 minutes, including a majority of the 40Ts, grabbed season-best 7 rebounds in win over Nebraska on 12/1.
- Made program-debut on 11/9 against Bucknell, finished with four points, one steal and one assist in 11 minutes.
- One of the top dual-sport athletes in the class of 2021
- Had Power-5 offers to play college football and basketball
- Ranked as a four-star prospect by 247Sports ... No. 125 overall prospect and No. 6 prospect in the state of North Carolina by 247Sports
- Named 2021 North Carolina High School Athletic Association Male Athlete of the Year
- Finished his career in high school, owning 13 school and county records in basketball
- Finished with 2,219 career points which is a school and county record
- Had numerous football scholarship offers, including NC State, North Carolina, South Carolina, Tennessee, Texas A&M and Virginia Tech
- Finished high school career with 118 receptions for 2,194 yards and 48 touchdowns
- Won three consecutive state football championships
- Caught 35 passes for 758 yards and 11 touchdowns, earning HighSchoolOT All-State honors as a senior

2021-22 GAME-BY-GAME STATS

Date	Opponent	ST	MIN	FG-FGA	Pct.	3FG-FGA	Pct.	FT-FTA	Pct.	O-D-T	PF	A	TO	BLK	STL	PTS
11/9	Bucknell		11	1-3	.333	0-2	.000	2-2	1.000	0-3-3	4	1	0	0	1	4
11/13	Colgate		8	0-0	.000	0-0	.000	0-0	.000	0-0-0	1	1	2	0	0	0
11/16	vs. Central Connecticut		12	3-5	.600	1-1	1.000	0-0	.000	0-0-0	1	0	1	0	0	7
11/17	vs. Oklahoma State															
11/21	Texas Southern		4	0-1	.000	0-1	.000	2-2	1.000	0-2-2	1	0	1	0	1	2
11/27	Louisiana Tech		5	0-1	.000	0-1	.000	0-0	.000	0-0-0	0	1	1	0	0	0
12/1	Nebraska		23	1-7	.143	0-4	.000	1-2	.500	0-7-7	1	1	0	1	1	3
12/4	Louisville		13	0-1	.000	0-1	.000	0-0	.000	0-2-2	0	0	1	0	0	0
12/9	Bethune-Cookman		8	1-4	.250	1-3	.333	0-0	.000	0-0-0	0	0	0	0	0	3
12/12	vs. Purdue															
12/17	vs. Richmond		4	0-2	.000	0-1	.000	0-0	.000	0-0-0	0	0	1	0	0	0
12/21	Wright State		1	0-1	.000	0-1	.000	0-0	.000	0-0-0	0	0	0	0	0	0
12/29	at Miami		12	1-3	.333	1-2	.500	2-2	1.000	0-2-2	3	2	0	0	0	5
1/1	Florida State		9	2-4	.500	1-1	1.000	0-0	.000	1-3-4	1	1	1	0	0	5
1/4	at Virginia Tech															
1/8	Clemson		2	0-0	.000	0-0	.000	0-0	.000	1-1-2	1	0	0	0	0	0
1/12	at Louisville															
1/15	at Duke		11	2-4	.500	1-2	.500	0-0	.000	0-0-0	4	2	0	0	1	5
1/19	Virginia Tech		4	0-1	.000	0-1	.000	0-0	.000	0-1-1	0	0	1	0	0	0

PASS' SINGLE-GAME BESTS

POINTS

Season 7, vs. Central Connecticut (11/16/21)
ACC 5 (3x), last at Duke (1/15/22)

REBOUNDS

Season 7, vs. Nebraska (12/1/21)
ACC 4, vs. Florida State (1/1/22)

FG MADE

Season 3, vs. Central Connecticut (11/16/21)
ACC 2 (2x), last at Duke (1/15/22)

FG ATTEMPTED

Season 7, vs. Nebraska (12/1/21)
ACC 4 (2x), last at Duke (1/15/22)

3FG MADE

Season 1 (5x), last at Duke (1/15/22)
ACC 1 (3x), last at Duke (1/15/22)

3FG ATTEMPTED

Season 4, vs. Nebraska (12/1/21)
ACC 2 (2x), last at Duke (1/15/22)

FT MADE

Season 2 (3x), last at Miami (12/29/21)
ACC 2, at Miami (12/29/21)

FT ATTEMPTED

Season 2 (4x), last at Miami (12/29/21)
ACC 2, at Miami (12/29/21)

ASSISTS

Season 2 (2x), last at Duke (1/15/22)
ACC 2 (2x), last at Duke (1/15/22)

STEALS

Season 1 (4x), last at Duke (1/15/22)
ACC 1 at Duke (1/15/22)

BLOCKS

Season 1, vs. Nebraska (12/1/21)
ACC 1, vs. Nebraska (12/1/21)

MINUTES

Season 23, vs. Nebraska (12/1/21)
ACC 13, vs. Louisville (12/4/21)

MISCELLANEOUS CAREER STATS

Games with 10+ points 0
Games with 20+ points 0
Games with 10+ rebounds 0
Games with 3+ assists 0
Games with 2+ steals 0
Games with 2+ blocks 0
Double-Doubles 0
Games led NCSU in points 0
Games led NCSU in rebounds 0
Games led NCSU in assists 0
Games led NCSU in steals 0
Games led NCSU in blocks 0

PASS' CAREER STATS

Year	GP-GS	Min	Avg	FG-FGA	Pct	3FG-FGA	Pct	FT-FTA	Pct	Off-Def	Tot-Avg	PF-FO	A	TO	Blk	Stl	Pts	Avg
2021-22	15-0	127	8.5	11-37	.297	5-21	.238	7-8	.875	2-21	23-1.5	17-0	9	9	1	4	34	2.3



JAYLON GIBSON

FORWARD • SOPHOMORE • 6-10 • 220 LBS.
ZEBULON, N.C.
GRACE CHRISTIAN SCHOOL

SEASON STATS

PPG	RPG	BPG	FG%	3FG%	FT%
2.1	2.1	0.4	51.9	-	50.0

NOTING GIBSON

- Appeared in 17 games as a true freshman last season. Averaged 0.8 points and 0.9 rebounds per game.
- Ranked as one of top seniors in North Carolina in Class of 2020
- Played junior and senior seasons of high school at Grace Christian School in Cary
- Averaged 16 points and 11 rebounds as a senior to lead Eagles to 21-12 record
- Averaged 15.1 points, 8.5 rebounds and 2.7 blocks per game, while shooting 64 percent from the floor as a junior

2021-22 GAME-BY-GAME STATS

Date	Opponent	ST	MIN	FG-FGA	Pct.	3FG-FGA	Pct.	FT-FTA	Pct.	O-D-T	PF	A	TO	BLK	STL	PTS
11/9	Bucknell		14	0-1	.000	0-0	.000	0-0	.000	0-2-2	0	0	0	0	0	0
11/13	Colgate		15	2-3	.667	0-0	.000	0-0	.000	2-1-3	1	1	1	0	1	4
11/16	vs. Central Connecticut		20	1-2	.500	0-0	.000	2-4	.500	2-3-5	3	0	0	0	0	4
11/17	vs. Oklahoma State		16	1-3	.333	0-0	.000	3-4	.750	3-1-4	2	0	1	2	0	5
11/21	Texas Southern		18	2-2	1.000	0-0	.000	0-0	.000	3-0-3	1	0	2	1	0	4
11/27	Louisiana Tech		12	1-3	.333	0-0	.000	0-2	.000	3-2-5	3	0	1	1	0	2
12/1	Nebraska		5	0-2	.000	0-0	.000	0-0	.000	0-0-0	0	0	1	0	0	0
12/4	Louisville		5	0-0	.000	0-0	.000	0-0	.000	1-0-1	1	0	0	0	0	0
12/9	Bethune-Cookman		5	0-2	.000	0-0	.000	0-0	.000	1-1-2	0	0	0	1	1	0
12/12	vs. Purdue		19	2-3	.667	0-0	.000	0-0	.000	2-0-2	3	1	0	0	1	4
12/17	vs. Richmond		9	1-1	1.000	0-0	.000	0-0	.000	0-0-0	1	1	0	0	1	2
12/21	Wright State		5	0-1	.000	0-0	.000	0-0	.000	1-0-1	0	1	0	0	0	0
12/29	at Miami									DID NOT PLAY						
1/1	Florida State		10	0-0	.000	0-0	.000	0-0	.000	0-2-2	2	0	1	0	0	0
1/4	at Virginia Tech									DID NOT PLAY						
1/8	Clemson		10	0-0	.000	0-0	.000	0-0	.000	0-0-0	0	0	1	1	0	0
1/12	at Louisville									DID NOT PLAY						
1/15	at Duke		13	2-2	1.000	0-0	.000	0-0	.000	2-0-2	1	0	0	1	0	4
1/19	Virginia Tech		9	2-2	1.000	0-0	.000	0-0	.000	1-0-1	1	0	0	0	0	4

GIBSON'S SINGLE-GAME BESTS

POINTS

Season 5, vs. Oklahoma State (11/17/21)
Career 5 (2x), last vs. Oklahoma State (11/17/21)
ACC 4 (2x), last vs. Virginia Tech (1/19/22)

REBOUNDS

Season 5 (2x), last vs. Louisiana Tech (11/27/21)
Career 5 (2x), last vs. Louisiana Tech (11/27/21)
ACC 2 (3x), last at Duke (1/15/22)

FG MADE

Season 2 (5x), last vs. Virginia Tech (1/19/22)
Career 2 (6x), last vs. Virginia Tech (1/19/22)
ACC 2 (3x), last vs. Virginia Tech (1/19/22)

FG ATTEMPTED

Season 3 (4x), last vs. Purdue (12/12/21)
Career 3 (5x), last vs. Purdue (12/12/21)
ACC 2 (3x), last vs. Virginia Tech (1/19/22)

3FG MADE

Season
Career
ACC

3FG ATTEMPTED

Season
Career 1, vs. Charleston Southern (11/26/20)
ACC

FT MADE

Season 3, vs. Oklahoma State (11/17/21)
Career 3 (2x), last vs. Oklahoma State (11/17/21)
ACC

FT ATTEMPTED

Season 4 (2x), last vs. Oklahoma State (11/17/21)
Career 4 (4x), last vs. Oklahoma State (11/17/21)
ACC

ASSISTS

Season 1 (4x), last vs. Wright State (12/21/21)
Career 1 (4x), last vs. Wright State (12/21/21)
ACC

STEALS

Season 1 (4x), last vs. Richmond (12/17/21)
Career 1 (5x), last vs. Richmond (12/17/21)
ACC

BLOCKS

Season 2, vs. Oklahoma State (11/17/21)
Career 2, vs. Oklahoma State (11/17/21)
ACC 1 (3x), last at Duke (1/15/22)

MINUTES

Season 20, vs. Central Connecticut (11/16/21)
Career 20, vs. Central Connecticut (11/16/21)
ACC 13, at Duke (1/15/22)

MISCELLANEOUS CAREER STATS

Games with 10+ points 0
Games with 20+ points 0
Games with 10+ rebounds 0
Games with 3+ assists 0
Games with 2+ steals 0
Games with 2+ blocks 1
Double-Doubles 0
Games led NCSU in points 0
Games led NCSU in rebounds 0
Games led NCSU in assists 0
Games led NCSU in steals 0
Games led NCSU in blocks 3

GIBSON'S CAREER STATS

Year	GP-GS	Min	Avg	FG-FGA	Pct	3FG-FGA	Pct	FT-FTA	Pct	Off-Def	Tot-Avg	PF-FO	A	TO	Blk	Stl	Pts	Avg
2020-21	17-0	80	4.7	5-11	.455	0-1	.000	4-11	.364	6-9	15-0.9	7-0	0	6	2	1	14	0.8
2021-22	16-0	185	11.6	14-27	.519	0-0	.000	5-10	.500	21-12	33-2.1	19-0	4	8	7	4	33	2.1
TOTALS	33-0	265	8.0	19-38	.500	0-1	.000	9-21	.429	27-21	48-1.5	26-0	4	14	9	5	47	1.4



12 CHASE GRAHAM

GUARD • JUNIOR • 6-1 • 180 LBS.
RALEIGH, N.C.
ATHENS DRIVE

SEASON STATS



NOTING GRAHAM

- NC State has won all 22 games that Graham has made an appearance in.
- Put up five points in one minute in the Pack's win vs. Wake Forest on 3/6/20, including a steal that led to an easy lay-in.
- Played on varsity for two seasons at Athens Drive.
- Averaged 9.5 points per game as a senior to help lead the team to an 18-8 record and a berth in the North Carolina 4A Boys Basketball Championship.
- Named Student-Athlete of the Year in 2017-18.
- 2019 Raleigh Sports club Scholarship Recipient.

2021-22 GAME-BY-GAME STATS

Date	Opponent	ST	MIN	FG-FGA	Pct.	3FG-FGA	Pct.	FT-FTA	Pct.	O-D-T	PF	A	TO	BLK	STL	PTS
11/9	Bucknell		1	0-1	.000	0-1	.000	0-0	.000	0-0-0	0	0	0	0	0	0
11/13	Colgate															
11/16	vs. Central Connecticut	0		0-0	.000	0-0	.000	0-0	.000	0-0-0	0	0	0	0	0	0
11/17	vs. Oklahoma State															
11/21	Texas Southern															
11/27	Louisiana Tech															
12/1	Nebraska															
12/4	Louisville															
12/9	Bethune-Cookman	1		0-0	.000	0-0	.000	0-0	.000	0-0-0	0	0	0	0	1	0
12/12	vs. Purdue															
12/17	vs. Richmond															
12/21	Wright State															
12/29	at Miami															
1/1	Florida State															
1/4	at Virginia Tech															
1/8	Clemson															
1/12	at Louisville															
1/15	at Duke															
1/19	Virginia Tech															

GRAHAM'S SINGLE-GAME BESTS

POINTS

Season 5, vs. Wake Forest (3/6/20)
Career 5, vs. Wake Forest (3/6/20)
ACC 5, vs. Wake Forest (3/6/20)

REBOUNDS

Season 1, vs. The Citadel (12/22/19)
Career 1, vs. The Citadel (12/22/19)
ACC 1, vs. The Citadel (12/22/19)

FG MADE

Season 1 (2x), last at Wake Forest (2/20/21)
Career 1 (2x), last at Wake Forest (2/20/21)
ACC 1 (2x), last at Wake Forest (2/20/21)

FG ATTEMPTED

Season 1, vs. Bucknell (11/9/21)
Career 2 (4x), last at Wake Forest (2/20/21)
ACC 2 (4x), last at Wake Forest (2/20/21)

3FG MADE

Season 1 (4x), last at Wake Forest (2/20/21)
Career 1 (2x), last at Wake Forest (2/20/21)
ACC 1 (2x), last at Wake Forest (2/20/21)

3FG ATTEMPTED

Season 1, vs. Bucknell (11/9/21)
Career 2 (3x), last at Wake Forest (2/20/21)
ACC 1 (2x), last at Wake Forest (2/20/21)

FT MADE

Season 2, vs. Charleston Southern (11/25/20)
Career 2, vs. Charleston Southern (11/25/20)
ACC 2, vs. Charleston Southern (11/25/20)

FT ATTEMPTED

Season 2, vs. Charleston Southern (11/25/20)
Career 2, vs. Charleston Southern (11/25/20)
ACC 2, vs. Charleston Southern (11/25/20)

ASSISTS

Season 1 (3x), last vs Bethune-Cookman (12/9/21)
Career 1 (3x), last vs Bethune-Cookman (12/9/21)
ACC 1 (3x), last vs Bethune-Cookman (12/9/21)

STEALS

Season 1, vs. Bethune-Cookman (12/9/21)
Career 1 (3x), last vs Bethune-Cookman (12/9/21)
ACC 1 (3x), last vs Bethune-Cookman (12/9/21)

BLOCKS

Season 1 (2x), last vs. Pitt (3/11/20)
Career 1 (2x), last vs. Pitt (3/11/20)
ACC 1 (2x), last vs. Pitt (3/11/20)

MINUTES

Season 1 (2x), last vs. Bethune-Cookman (12/9/21)
Career 4, vs. The Citadel (12/22/19)
ACC 2, vs. Pitt (3/11/20)

MISCELLANEOUS CAREER STATS

Games with 10+ points.....	0
Games with 20+ points.....	0
Games with 10+ rebounds.....	0
Games with 3+ assists.....	0
Games with 2+ steals.....	0
Games with 2+ blocks.....	0
Double-Doubles.....	0
Games led NCSU in points.....	0
Games led NCSU in rebounds.....	0
Games led NCSU in assists.....	0
Games led NCSU in steals.....	0
Games led NCSU in blocks.....	0

GRAHAM'S CAREER STATS

Year	GP-GS	Min	Avg	FG-FGA	Pct	3FG-FGA	Pct	FT-FTA	Pct	Off-Def	Tot-Avg	PF-FO	A	TO	Blk	Stl	Pts	Avg
2019-20	13-0	19	1.5	3-7	.429	2-5	.400	0-1	.000	0-1	1-0.1	1-0	0	2	0	2	8	0.6
2020-21	6-0	11	1.8	2-6	.333	2-5	.400	2-2	1.000	0-0	0-0.0	1-0	0	0	0	0	8	1.3
2021-22	3-0	2	0.7	0-1	.000	0-1	.000	0-0	.000	0-0	0-0.0	0-0	0	0	0	1	0	0.0
TOTALS	22-0	32	1.5	5-14	.357	4-11	.364	2-3	.667	0-1	1-0.0	2-0	0	2	0	3	16	0.7



14 CASEY MORSELL

GUARD • JUNIOR • 6-3 • 200 LBS.
FT. WASHINGTON, MD.
ST. JOHN'S COLLEGE (VIRGINIA)

SEASON STATS

PPG	RPG	APG	FG%	3FG%	FT%
7.3	3.4	0.8	34.9	37.3	65.9

NOTING MORSELL

- Has made multiple three-pointers in 7 of 17 games this season. In 53 career games at UVA, only had three games with multiple three-pointers made.
- Posted double figures for first time since returning from Dec. 1 ankle injury with 11 points and tied career-highs in steals (3) and three-pointers made (3) vs. Virginia Tech on 1/19
- Hit career-high tying 3 3-pointers in win over Louisiana Tech on 11/27.
- Attempted 17 free throws in first two games this season. That's more in two games than he attempted his entire freshman season or sophomore season at UVA.
- Scored career-high 22 points on 6-of-9 shooting in win over Colgate.
- Made program-debut on 11/9 against Bucknell and had 13 points, and a career-high tying six rebounds.
- Transfer from Virginia after playing freshman and sophomore seasons there
- Appeared in 23 games, making three starts at UVA last season. Averaged 4.4 points and 1.3 rebounds per game.
- As a true freshman, appeared in 30 games, making 13 starts. Averaged 4.0 points and 1.7 rebounds per game.

2021-22 GAME-BY-GAME STATS

Date	Opponent	ST	MIN	FG-FGA	Pct.	3FG-FGA	Pct.	FT-FTA	Pct.	O-D-T	PF	A	TO	BLK	STL	PTS
11/9	Bucknell	*	26	4-8	.500	1-4	.250	4-7	.571	3-3-6	0	0	3	0	1	13
11/13	Colgate	*	29	6-9	.667	2-4	.500	8-10	.800	1-3-4	1	0	0	0	1	22
11/16	vs. Central Connecticut	*	28	3-11	.273	2-4	.500	0-0	.000	0-3-3	2	3	0	1	0	8
11/17	vs. Oklahoma State	*	29	2-6	.333	1-3	.333	3-5	.600	2-5-7	4	2	3	0	0	8
11/21	Texas Southern	*	30	2-7	.286	0-3	.000	3-4	.750	0-5-5	3	0	0	0	1	7
11/27	Louisiana Tech	*	34	5-13	.385	3-6	.500	1-2	.500	2-1-3	1	1	0	0	2	14
12/1	Nebraska	*	32	5-11	.455	2-5	.400	2-3	.667	1-3-4	2	0	1	1	2	14
12/4	Louisville															
12.8	Bethune-Cookman															
12/12	vs. Purdue		21	1-4	.250	1-2	.500	0-0	.000	1-4-5	4	0	2	0	0	3
12/17	vs. Richmond		18	0-5	.000	0-3	.000	0-2	.000	1-3-4	2	0	0	0	0	0
12/21	Wright State		17	1-5	.200	0-2	.000	4-4	1.000	2-2-4	1	1	1	0	0	6
12/29	at Miami		15	1-5	.200	1-2	.500	1-2	.500	0-0-0	1	0	0	0	0	4
1/1	Florida State		12	1-3	.333	0-1	.000	0-0	.000	1-0-1	0	1	0	0	0	2
1/4	at Virginia Tech		6	0-2	.000	0-1	.000	0-0	.000	1-1-2	1	2	0	0	0	0
1/8	Clemson		22	2-7	.286	2-4	.500	3-4	.750	2-2-4	3	2	1	0	2	9
1/12	at Louisville		12	0-2	.000	0-1	.000	0-0	.000	0-1-1	3	1	0	0	1	0
1/15	at Duke		11	1-4	.250	1-2	.500	0-0	.000	0-1-1	0	0	0	0	2	3
1/19	Virginia Tech		26	4-7	.571	3-4	.750	0-1	.000	1-3-4	1	0	0	0	3	11

MORSELL'S SINGLE-GAME BESTS

POINTS

Season 22, vs. Colgate (11/13/21)
Career 22, vs. Colgate (11/13/21)
ACC 15, vs. Notre Dame (1/13/21)

REBOUNDS

Season 7, vs. Oklahoma State (11/17/21)
Career 7, vs. Oklahoma State (11/17/21)
ACC 5, vs. NC State (1/20/20)

FG MADE

Season 6, vs. Colgate (11/13/21)
Career 7, vs. Arizona State (11/24/19)
ACC 6, vs. Notre Dame (1/13/21)

FG ATTEMPTED

Season 13, vs. Louisiana Tech (11/27/21)
Career 13, vs. Louisiana Tech (11/27/21)
ACC 10, at Virginia Tech (2/26/20)

3FG MADE

Season 3 (2x), last vs. Virginia Tech (1/19/22)
Career 3 (3x), last vs. Virginia Tech (1/19/22)
ACC 3 (2x), last vs. Virginia Tech (1/19/22)

3FG ATTEMPTED

Season 6, vs. Louisiana Tech (11/27/21)
Career 6 (4x), last vs. Louisiana Tech (11/27/21)
ACC 6, at Syracuse (11/6/19)

FT MADE

Season 8, vs. Colgate (11/13/21)
Career 8, vs. Colgate (11/13/21)
ACC 3, vs. Clemson (1/8/22)

FT ATTEMPTED

Season 10, vs. Colgate (11/13/21)
Career 10, vs. Colgate (11/13/21)
ACC 4, vs. Clemson (1/8/22)

ASSISTS

Season 3, vs. Central Connecticut (11/16/21)
Career 3 (2x), last vs. Central Connecticut (11/16/21)
ACC 2 (5x), last vs. Clemson (1/8/22)

STEALS

Season 3, vs. Virginia Tech (1/19/22)
Career 3 (2x), last vs. Virginia Tech (1/19/22)
ACC 3 (2x), last vs. Virginia Tech (1/19/22)

BLOCKS

Season 1 (2x), last vs. Nebraska (12/1/21)
Career 1 (13x), last vs. Nebraska (12/1/21)
ACC 1 (7x), last vs. Miami (3/1/21)

MINUTES

Season 34, vs. Louisiana Tech (11/27/21)
Career 38 (2x), last vs. Arizona State (11/24/19)
ACC 34, at Virginia Tech (2/26/20)

MISCELLANEOUS CAREER STATS

Games with 10+ points 9
Games with 20+ points 1
Games with 10+ rebounds 0
Games with 3+ assists 2
Games with 2+ steals 9
Games with 2+ blocks 0
Double-Doubles 0
Games led NCSU in points 1
Games led NCSU in rebounds 0
Games led NCSU in assists 0
Games led NCSU in steals 2
Games led NCSU in blocks 1

MORSELL'S CAREER STATS

Year	GP-GS	Min	Avg	FG-FGA	Pct	3FG-FGA	Pct	FT-FTA	Pct	Off-Def	Tot-Avg	PF-FO	A	TO	Blk	Stl	Pts	Avg
2019-20 (at Virginia)	30-13	654	21.8	46-166	.277	15-85	.176	12-14	.857	8-43	51-1.7	49-0	22	26	5	18	119	4.0
2020-21 (at Virginia)	23-3	345	15.0	42-106	.396	10-38	.263	7-11	.636	6-25	31-1.3	24-0	14	13	6	8	101	4.4
2021-22	17-7	368	21.6	38-109	.349	19-51	.373	29-44	.659	18-40	58-3.4	28-0	14	11	2	15	124	7.3
TOTALS	70-23	1367	19.5	126-381	.331	44-174	.253	48-69	.696	32-108	140-2.0	101-0	50	50	13	41	344	4.9



15 MANNY BATES

FORWARD • JUNIOR • 6-11 • 230 LBS.
FAYETTEVILLE, N.C.
NORTHWOOD TEMPLE ACADEMY

SEASON STATS



NOTING BATES

- Left against Bucknell 57 seconds because of injury and did not return to the game. Was later declared out for the season because of a right shoulder dislocation.
- Through two seasons is on pace to become the program's all-time leader in blocked shots and have the best field goal percentage in program history
- Enters junior season with 147 career blocks which is fourth all-time on the program's career blocked shot chart
- Was named to the 2020-21 ACC All-Defensive Team after leading the conference in blocks.
- Has led the ACC in blocks as a freshman and sophomore. Aiming to be first ACC player since Duke's Shelden Williams (2004-06) to lead the ACC in blocked shots in three consecutive seasons.
- Only two ACC players (Wake Forest's Tim Duncan and Georgia Tech's Alvin Jones) have gotten to 100 career blocks faster than Bates (34 games) since the 1985-86 season.
- On pace to shatter program's career field goal percentage record. For his career, he is 64.7 percent field goal shooter (165-of-255). Current field goal percentage leader in program history is Kevin Thompson (1990-93) at 58.8 percent. Bates qualifies for the career field goal percentage chart once he makes 200 career field goals.
- Set single-season field goal percentage mark at NC State last season with 64.1% shooting.

2021-22 GAME-BY-GAME STATS

Date	Opponent	ST	MIN	FG-FGA	Pct.	3FG-FGA	Pct.	FT-FTA	Pct.	O-D-T	PF	A	TO	BLK	STL	PTS
11/9	Bucknell	*	1	0-0	.000	0-0	.000	0-0	.000	0-0-0	0	0	0	0	0	0

WILL MISS REST OF THE SEASON BECAUSE OF INJURY IN FIRST GAME

BATES' SINGLE-GAME BESTS

POINTS

Season
Career 20, at Saint Louis (12/17/20)
ACC 17, at Syracuse (1/31/21)

REBOUNDS

Season
Career 14, at Syracuse (1/31/21)
ACC 14, at Syracuse (1/31/21)

FG MADE

Season
Career 8, at Saint Louis (12/17/20)
ACC 7 (2x), last at Syracuse (1/31/21)

FG ATTEMPTED

Season
Career 15, at Saint Louis (12/17/20)
ACC 12, vs. Syracuse (3/10/21)

3FG MADE

Season
Career
ACC

3FG ATTEMPTED

Season
Career
ACC

FT MADE

Season
Career 4 (2x), last at Boston College (2/6/21)
ACC 4, at Boston College (2/6/21)

FT ATTEMPTED

Season
Career 6 (2x), last at Saint Louis (12/17/20)
ACC 5 (3x), last at Syracuse (1/31/21)

ASSISTS

Season
Career 3 (2x), last at Virginia (2/24/21)
ACC 3 (2x), last at Virginia (2/24/21)

STEALS

Season
Career 2 (3x), last vs. Duke (2/13/21)
ACC 2 (2x), last vs. Duke (2/13/21)

BLOCKS

Season
Career 8, at Saint Louis (12/17/20)
ACC 7, at North Carolina (1/23/21)

MINUTES

Season
Career 38 (2x), last vs. Colorado State (3/25/21)
ACC 38, at Syracuse (1/31/21)

MISCELLANEOUS CAREER STATS

Games with 10+ points 15
Games with 20+ points 1
Games with 10+ rebounds 3
Games with 3+ assists 2
Games with 2+ steals 3
Games with 2+ blocks 40
Double-Doubles 2
Games led NCSU in points 1
Games led NCSU in rebounds 13
Games led NCSU in assists 0
Games led NCSU in steals 1
Games led NCSU in blocks 42

BATES' CAREER STATS

Year	GP-GS	Min	Avg	FG-FGA	Pct	3FG-FGA	Pct	FT-FTA	Pct	Off-Def	Tot-Avg	PF-FO	A	TO	Blk	Stl	Pts	Avg
2019-20	29-26	536	18.5	65-99	.657	0-0	.000	18-37	.486	50-67	117-4.0	74-4	8	17	83	13	148	5.1
2020-21	24-23	656	27.3	100-156	.641	0-0	.000	35-51	.686	51-90	141-5.9	63-1	16	30	64	12	235	9.8
2021-22	1-1	1	1.0	0-0	.000	0-0	.000	0-0	.000	0-0	0-0.0	0-0	0	0	0	0	0	0.0
TOTALS	54-59	1191	22.1	165-255	.647	0-0	.000	53-88	.602	101-157	258-4.8	137-5	24	47	147	25	383	7.1



20 ALEX NUNNALLY

GUARD • FRESHMAN • 6-2 • 180 LBS.
CARY, N.C.
CARY ACADEMY

SEASON STATS



NOTING NUNNALLY

- Made program-debut on 11/9 against Bucknell
- Originally signed with Division III Juniata College out of high school
- Enrolled in NC State for Fall 2021 semester
- Four-year varsity player for head coach Lason Perkins at Cary Academy
- As a senior was team captain and averaged 15.1 points, 5.0 rebounds and 2.3 assists per game
- Hit 81 three-pointers to overtake Trey Murphy III (2021 NBA First Round Draft Selection) for most single-season three-pointers in program history

2021-22 GAME-BY-GAME STATS

Date	Opponent	ST	MIN	FG-FGA	Pct.	3FG-FGA	Pct.	FT-FTA	Pct.	O-D-T	PF	A	TO	BLK	STL	PTS
11/9	Bucknell		1	0-0	.000	0-0	.000	0-0	.000	0-0-0	0	0	0	0	0	0
11/13	Colgate															
11/16	vs. Central Connecticut	0		0-0	.000	0-0	.000	0-0	.000	0-0-0	0	0	0	0	0	0
11/17	vs. Oklahoma State															
11/21	Texas Southern															
11/27	Louisiana Tech															
12/1	Nebraska															
12/4	Louisville															
12/9	Bethune-Cookman	1		0-0	.000	0-0	.000	0-0	.000	0-0-0	0	0	0	0	0	0
12/12	vs. Purdue															
12/17	vs. Richmond															
12/21	Wright State															
12/29	at Miami															
1/1	Florida State															
1/4	at Virginia Tech															
1/8	Clemson															
1/12	at Louisville															
1/15	at Duke															
1/19	Virginia Tech															

NUNNALLY'S SINGLE-GAME BESTS

POINTS

Season
ACC.....

REBOUNDS

Season
ACC.....

FG MADE

Season
ACC.....

FG ATTEMPTED

Season
ACC.....

3FG MADE

Season
ACC.....

3FG ATTEMPTED

Season
ACC.....

FT MADE

Season
ACC.....

FT ATTEMPTED

Season
ACC.....

ASSISTS

Season
ACC.....

STEALS

Season
ACC.....

BLOCKS

Season
ACC.....

MINUTES

Season 1 (2x), last vs. Bethune-Cookman (12/9/21)
ACC.....

MISCELLANEOUS CAREER STATS

Games with 10+ points.....	0
Games with 20+ points.....	0
Games with 10+ rebounds.....	0
Games with 3+ assists.....	0
Games with 2+ steals.....	0
Games with 2+ blocks.....	0
Double-Doubles.....	0
Games led NCSU in points.....	0
Games led NCSU in rebounds.....	0
Games led NCSU in assists.....	0
Games led NCSU in steals.....	0
Games led NCSU in blocks.....	0

NUNNALLY'S CAREER STATS

Year	GP-GS	Min	Avg	FG-FGA	Pct	3FG-FGA	Pct	FT-FTA	Pct	Off-Def	Tot-Avg	PF-FO	A	TO	Blk	Stl	Pts	Avg
2021-22	3-0	2	0.7	0-0	.000	0-0	.000	0-0	.000	0-0	0-0.0	0-0	0	0	0	0	0	0.0



21 EBENEZER DOWUONA

FORWARD • SOPHOMORE • 6-11 • 225 LBS.
ACCRA, GHANA
THE HERITAGE SCHOOL

SEASON STATS

PPG	RPG	BPG	FG%	3FG%	FT%
4.0	4.7	2.1	53.6	-	64.0

NOTING DOWUONA

- Ranks fourth in ACC in blocks with 2.1 per game average
- Tied career-highs in points (10) and rebounds (9) at Duke on 1/15 ... Nine offensive rebounds against the Blue Devils are tied for fourth-most in a single game in program history
- Had a career-high eight blocks and added eight rebounds, five offensive, in win over Nebraska on 12/1
- Had best game of career with career-high 10 points on 5-of-5 shooting and added 6 blocks in win over Louisiana Tech on 11/27
- Had career-high three steals vs. Oklahoma State on 11/17
- Made first career start against Colgate on 11/13. Scored career-high four points on 4-of-6 free throw shooting in win.
- Played in a career-best 25 minutes in season-opener and had career-highs in rebounds (9) and blocks (2). Had more rebounds in the season-opener against Bucknell than he did all of last year as a true freshman (8).
- Appeared in nine games as a true freshman last season. Averaged 0.6 points and 0.9 rebounds per game
- Ranked as a four-star recruit and the No. 20 center in the 2020 class by ESPN
- Played on varsity team at The Heritage School in Newnan, Ga., since eighth grade
- Older brother, Emmanuel spent three seasons at Purdue and is now a redshirt junior at Tennessee State.

2021-22 GAME-BY-GAME STATS

Date	Opponent	ST	MIN	FG-FGA	Pct.	3FG-FGA	Pct.	FT-FTA	Pct.	O-D-T	PF	A	TO	BLK	STL	PTS
11/9	Bucknell		25	1-4	.250	0-0	.000	0-0	.000	4-5-9	0	0	0	2	1	2
11/13	Colgate	*	25	0-0	.000	0-0	.000	4-6	.667	2-2-4	4	0	0	0	1	4
11/16	vs. Central Connecticut	*	20	1-1	1.000	0-0	.000	1-2	.500	1-3-4	0	0	1	1	0	3
11/17	vs. Oklahoma State	*	17	1-1	1.000	0-0	.000	0-0	.000	1-2-3	5	0	0	1	3	2
11/21	Texas Southern	*	22	0-3	.000	0-0	.000	1-2	.500	1-5-6	4	0	1	1	0	1
11/27	Louisiana Tech	*	27	5-5	1.000	0-0	.000	0-0	.000	0-1-1	4	0	0	6	1	10
12/1	Nebraska	*	46	2-2	1.000	0-0	.000	0-0	.000	5-3-8	3	0	0	8	2	4
12/4	Louisville	*	33	3-3	1.000	0-0	.000	1-2	.500	1-2-3	5	0	0	2	0	7
12/9	Bethune-Cookman	*	31	3-4	.750	0-0	.000	2-3	.667	5-3-8	2	0	1	4	0	8
12/12	vs. Purdue	*	21	0-3	.000	0-0	.000	0-0	.000	0-2-2	5	0	0	2	0	0
12/17	vs. Richmond	*	31	2-3	.667	0-0	.000	1-2	.500	4-4-8	3	0	0	3	0	5
12/21	Wright State	*	25	2-2	1.000	0-0	.000	0-0	.000	4-4-8	3	0	1	1	0	4
12/29	at Miami	*	17	0-2	.000	0-0	.000	4-4	1.000	0-3-3	1	0	0	2	0	4
1/1	Florida State	*	29	0-0	.000	0-0	.000	0-0	.000	1-2-3	5	0	0	2	0	0
1/4	at Virginia Tech	*	25	1-2	.500	0-0	.000	0-0	.000	1-1-2	5	0	3	3	0	2
1/8	Clemson	*	25	0-3	.000	0-0	.000	2-2	1.000	1-1-2	4	0	2	0	0	2
1/12	at Louisville	*	22	3-3	1.000	0-0	.000	0-0	.000	0-1-1	1	0	0	0	1	6
1/15	at Duke	*	27	5-11	.455	0-0	.000	0-2	.000	9-0-9	4	1	0	1	0	10
1/19	Virginia Tech	*	31	1-4	.250	0-0	.000	0-0	.000	3-2-5	0	1	0	0	1	2

DOWUONA'S SINGLE-GAME BESTS

POINTS

Season 10 (2x), last at Duke (1/15/22)
Career 10 (2x), last at Duke (1/15/22)
ACC 10, at Duke (1/15/22)

REBOUNDS

Season 9 (2x), last at Duke (1/15/22)
Career 9 (2x), last at Duke (1/15/22)
ACC 9 at Duke (1/15/22)

FG MADE

Season 5 (2x), last at Duke (1/15/22)
Career 5 (2x), last at Duke (1/15/22)
ACC 5, at Duke (1/15/22)

FG ATTEMPTED

Season 11, at Duke (1/15/22)
Career 11, at Duke (1/15/22)
ACC 11, at Duke (1/15/22)

3FG MADE

Season
Career
ACC

3FG ATTEMPTED

Season
Career
ACC

FT MADE

Season 4 (2x), last at Miami (12/29/21)
Career 4 (2x), last at Miami (12/29/21)
ACC 4, at Miami (12/29/21)

FT ATTEMPTED

Season 6, vs. Colgate (11/13/21)
Career 6, vs. Colgate (11/13/21)
ACC 4, at Miami (12/29/21)

ASSISTS

Season 1 (2x), last vs. Virginia Tech (1/19/22)
Career 1 (2x), last vs. Virginia Tech (1/19/22)
ACC 1 (2x), last vs. Virginia Tech (1/19/22)

STEALS

Season 3, vs. Oklahoma State (11/17/21)
Career 3, vs. Oklahoma State (11/17/21)
ACC 1 (2x), last vs. Virginia Tech (1/19/22)

BLOCKS

Season 8, vs. Nebraska (12/1/21)
Career 8, vs. Nebraska (12/1/21)
ACC 3, at Virginia Tech (1/4/22)

MINUTES

Season 46, vs. Nebraska (12/1/21)
Career 46, vs. Nebraska (12/1/21)
ACC 33, vs. Louisville (12/4/21)

MISCELLANEOUS CAREER STATS

Games with 10+ points 2
Games with 20+ points 0
Games with 10+ rebounds 0
Games with 3+ assists 0
Games with 2+ steals 2
Games with 2+ blocks 10
Double-Doubles 0
Games led NCSU in points 0
Games led NCSU in rebounds 1
Games led NCSU in assists 0
Games led NCSU in steals 2
Games led NCSU in blocks 13

DOWUONA'S CAREER STATS

Year	GP-GS	Min	Avg	FG-FGA	Pct	3FG-FGA	Pct	FT-FTA	Pct	Off-Def	Tot-Avg	PF-FO	A	TO	Blk	Stl	Pts	Avg
2020-21	9-0	48	5.3	2-8	.250	0-0	.000	1-2	.500	2-6	8-0.9	8-0	0	1	2	0	5	0.6
2021-22	19-18	500	26.3	30-56	.536	0-0	.000	16-25	.640	43-46	89-4.7	58-5	2	9	39	10	76	4.0
TOTALS	28-18	548	19.6	32-64	.500	0-0	.000	17-27	.630	45-52	97-3.5	66-5	2	10	41	10	81	2.9



23 GREG GANTT

FORWARD • JUNIOR • 6-8 • 215 LBS.
FAYETTEVILLE, N.C.
TRINITY CHRISTIAN SCHOOL (PROVIDENCE)

SEASON STATS



NOTING GANTT

- Transfer from Providence after playing freshman and sophomore seasons there
- Appeared in 26 games, making seven starts at Providence last season. Averaged 4.0 points, 3.1 rebounds and 1.7 assists per game.
- Made 5 starts and played in 27 games as a true freshman at Providence. Averaged 2.6 points and 2.3 assists per game.
- Rated as a four-star recruit in Class of 2019
- Ranked as No. 62 overall recruit by 247sports and No. 66 overall recruit by ESPN.com
- Named valedictorian of his high school graduating class.

2021-22 GAME-BY-GAME STATS

Date	Opponent	ST	MIN	FG-FGA	Pct.	3FG-FGA	Pct.	FT-FTA	Pct.	O-D-T	PF	A	TO	BLK	STL	PTS
11/9	Bucknell															DID NOT PLAY
11/13	Colgate															DID NOT PLAY
11/16	vs. Central Connecticut															DID NOT PLAY
11/17	vs. Oklahoma State															DID NOT PLAY
11/21	Texas Southern															DID NOT PLAY
11/27	Louisiana Tech															DID NOT PLAY
12/1	Nebraska															DID NOT PLAY
12/4	Louisville															DID NOT PLAY
12/9	Bethune-Cookman															DID NOT PLAY
12/12	vs. Purdue															DID NOT PLAY
12/17	vs. Richmond															DID NOT PLAY
12/21	Wright State															DID NOT PLAY
12/29	at Miami															DID NOT PLAY
1/1	Florida State															DID NOT PLAY
1/4	at Virginia Tech															DID NOT PLAY
1/8	Clemson															DID NOT PLAY
1/12	at Louisville															DID NOT PLAY
1/15	at Duke															DID NOT PLAY

GANTT'S SINGLE-GAME BESTS

POINTS

Season
Career 9 (3x), last vs. Creighton (1/2/21)
Conference 9, vs. Creighton (1/2/21)

REBOUNDS

Season
Career 9, vs. Seton Hall (2/15/20)
Conference 9, vs. Seton Hall (2/15/20)

FG MADE

Season
Career 4 (2x), last vs. Fairleigh Dickinson (12/5/20)
Conference 3 (3x), last at St. John's (3/3/21)

FG ATTEMPTED

Season
Career 8, vs. DePaul (12/27/20)
Conference 8, vs. DePaul (12/27/20)

3FG MADE

Season
Career 2, vs. Creighton (1/2/21)
Conference 2, vs. Creighton (1/2/21)

3FG ATTEMPTED

Season
Career 4, at Creighton (1/18/20)
Conference 4, at Creighton (1/18/20)

FT MADE

Season
Career 5, at Seton Hall (1/22/20)
Conference 5, at Seton Hall (1/22/20)

FT ATTEMPTED

Season
Career 6, at Seton Hall (1/22/20)
Conference 6, at Seton Hall (1/22/20)

ASSISTS

Season
Career 5 (2x), last at Xavier (1/10/21)
Conference 5, at Xavier (1/10/21)

STEALS

Season
Career 3 (3x), last at TCU (1/12/19)
Conference 3, at Creighton (1/18/20)

BLOCKS

Season
Career 2 (2x), last at Seton Hall (12/20/20)
Conference 2 (2x), last at Seton Hall (12/20/20)

MINUTES

Season
Career 35, at Seton Hall (12/20/20)
Conference 35, at Seton Hall (12/20/20)

MISCELLANEOUS CAREER STATS

Games with 10+ points.....	0
Games with 20+ points.....	0
Games with 10+ rebounds.....	0
Games with 3+ assists.....	6
Games with 2+ steals.....	9
Games with 2+ blocks.....	2
Double-Doubles.....	0
Games led NCSU in points.....	0
Games led NCSU in rebounds.....	0
Games led NCSU in assists.....	0
Games led NCSU in steals.....	0
Games led NCSU in blocks.....	0

GANTT'S CAREER STATS

Year	GP-GS	Min	Avg	FG-FGA	Pct	3FG-FGA	Pct	FT-FTA	Pct	Off-Def	Tot-Avg	PF-FO	A	TO	Blk	Stl	Pts	Avg
2019-20 (at Providence)	27-5	335	12.4	25-58	.431	6-20	.300	13-19	.684	26-36	62-2.3	46-0	9	20	7	19	69	2.6
2020-21 (at Providence)	26-7	557	21.4	39-94	.315	8-35	.229	18-26	.692	21-60	81-3.1	57-2	43	26	8	16	104	4.0
2021-22																		
Totals	53-12	892	16.8	64-152	.421	14-55	.255	31-45	.689	47-96	143-2.7	103-2	52	46	15	35	173	3.3



24 ERNEST ROSS

FORWARD • FRESHMAN • 6-9 • 190 LBS.
ALACHUA, FLA.
SANTA FE

SEASON STATS



NOTING ROSS

- Team announced on 1/19 that Ross had a fractured right ankle and will miss the rest of the season
- Had played double-digit minutes in four of the last 6 games prior to season-ending injury
- Played season-high 18 minutes at Louisville on 1/12 and finished with four points, five rebounds and two blocks
- Played 15 minutes at Virginia Tech, recoring 4 points and 3 rebounds ... Had key offensive rebound and bucket with 40 seconds left in 68-63 win over the Hokies
- Made program-debut on 11/9 against Bucknell
- Consensus four-star recruit in Class of 2021
- Ranked as the No. 58 overall recruit in the nation by 247Sports No. 68 by ESPN and No. 87 by Rivals
- Averaged 17.9 points, 10.3 rebounds and 2.7 blocks per game as a senior
- Led Santa Fe high school to a 20-6 record and state runner-up finish in Florida High School Athletic Association Class 4A
- Scored 18 points and grabbed 15 rebounds in double overtime state championship game loss
- Named Player of The Year By the Florida Athletic Coaches Association

2021-22 GAME-BY-GAME STATS

Date	Opponent	ST	MIN	FG-FGA	Pct.	3FG-FGA	Pct.	FT-FTA	Pct.	O-D-T	PF	A	TO	BLK	STL	PTS
11/9	Bucknell		5	0-1	.000	0-0	.000	0-0	.000	1-0-1	1	0	1	0	1	0
11/13	Colgate															
DID NOT PLAY																
11/16	vs. Central Connecticut		6	0-3	.000	0-1	.000	0-0	.000	3-3-6	1	0	1	0	0	0
11/17	vs. Oklahoma State		7	0-2	.000	0-1	.000	0-0	.000	0-0-0	1	0	0	1	0	0
11/21	Texas Southern		1	0-0	.000	0-0	.000	0-0	.000	0-0-0	1	0	0	0	0	0
11/27	Louisiana Tech		1	0-0	.000	0-0	.000	0-0	.000	0-0-0	0	0	0	0	0	0
12/1	Nebraska		9	0-0	.000	0-0	.000	2-2	1.000	2-1-3	1	0	1	1	0	2
12/4	Louisville		2	0-0	.000	0-0	.000	0-0	.000	0-0-0	0	0	0	0	0	0
12/9	Bethune-Cookman		5	0-1	.000	0-1	.000	2-4	.500	1-0-1	1	0	0	0	0	2
12/12	vs. Purdue		4	1-1	1.000	0-0	.000	0-0	.000	0-0-0	2	0	1	0	0	2
12/17	vs. Richmond															
DID NOT PLAY																
12/21	Wright State		10	2-3	.667	0-1	.000	0-0	.000	2-2-4	0	0	0	1	0	4
12/29	at Miami		12	2-3	.667	0-0	.000	1-2	.500	0-0-0	1	0	0	1	1	5
1/1	Florida State															
DID NOT PLAY																
1/4	at Virginia Tech		15	2-2	1.000	0-0	.000	0-1	.000	1-2-3	1	0	0	0	0	4
1/8	Clemson		4	0-0	.000	0-0	.000	0-0	.000	0-0-0	1	0	0	0	0	0
1/12	at Louisville		18	2-3	.667	0-0	.00	0-1	.00	1-4-5	4	0	1	2	1	4
1/15	at Duke															
DID NOT PLAY																

WILL MISS REST OF THE SEASON WITH RIGHT ANKLE FRACTURE

ROSS' SINGLE-GAME BESTS

POINTS

Season 5, at Miami (12/29/21)
ACC 5, at Miami (12/29/21)

REBOUNDS

Season 6, vs. Central Connecticut (11/16/21)
ACC 5, at Louisville (1/12/22)

FG MADE

Season 2 (4x), last at Louisville (1/12/22)
ACC 2 (3x), last at Louisville (1/12/22)

FG ATTEMPTED

Season 3 (4x), last at Louisville (1/12/22)
ACC 3 (2x), last at Louisville (1/12/22)

3FG MADE

Season
ACC

3FG ATTEMPTED

Season 1 (4x), last vs. Wright State (12/21/21)
ACC

FT MADE

Season 2 (2x), last vs. Bethune-Cookman (12/9/21)
ACC 1, at Miami (12/29/21)

FT ATTEMPTED

Season 4, vs. Bethune-Cookman (12/9/21)
ACC 2, at Miami (12/29/21)

ASSISTS

Season
ACC

STEALS

Season 1 (3x), last at Louisville (1/12/22)
ACC 1 (2x), last at Louisville (1/12/22)

BLOCKS

Season 2, at Louisville (1/12/22)
ACC 2, at Louisville (1/12/22)

MINUTES

Season 18, at Louisville (1/12/22)
ACC 18, at Louisville (1/12/22)

MISCELLANEOUS CAREER STATS

Games with 10+ points.....	0
Games with 20+ points.....	0
Games with 10+ rebounds.....	0
Games with 3+ assists.....	0
Games with 2+ steals.....	0
Games with 2+ blocks.....	1
Double-Doubles.....	0
Games led NCSU in points.....	0
Games led NCSU in rebounds.....	0
Games led NCSU in assists.....	0
Games led NCSU in steals.....	0
Games led NCSU in blocks.....	1

ROSS' CAREER STATS

Year	GP-GS	Min	Avg	FG-FGA	Pct	3FG-FGA	Pct	FT-FTA	Pct	Off-Def	Tot-Avg	PF-FO	A	TO	Blk	Stl	Pts	Avg
2021-22	14-0	99	7.1	9-19	.474	0-4	.000	5-10	.500	11-12	23-1.6	15-0	0	5	6	3	23	1.6



2021-22 NC State Men's Basketball Combined Team Statistics All games

Page 1/1
as of Jan 20, 2022

Game Records

Record	Overall	Home	Away	Neutral
ALL GAMES	9-10	6-5	2-2	1-3
CONFERENCE	2-6	0-4	2-2	0-0
NON-CONFERENCE	7-4	6-1	0-0	1-3

Score by Periods

Team	1st	2nd	OT	TOT
NC State	640	748	40	1428
Opponents	672	693	46	1411

Team Box Score

No.	Player				Total		3-Point		F-Throw		Rebounds													
		GP-GS	MIN	AVG	FG-FGA	FG%	3FG-3FGA	3FG%	FT-FTA	FT%	OFF	DEF	TOT	AVG	PF	DQ	A	TO	BLK	STL	PTS	AVG		
1	SEABRON, Dereon	19-19	702:07	37.0	138-260	.531	7-30	.233	83-119	.697	63	118	181	9.5	35	0	67	57	1	30	366	19.3		
0	SMITH, Terquavion	19-12	571:50	30.1	100-247	.405	51-145	.352	27-43	.628	13	57	70	3.7	41	0	30	32	5	26	278	14.6		
4	HELLEMS, Jericole	19-19	667:09	35.1	86-206	.417	39-97	.402	58-71	.817	23	66	89	4.7	67	4	27	34	10	27	269	14.2		
3	HAYES, Cam	19-13	440:52	23.2	54-167	.323	16-72	.222	33-41	.805	7	40	47	2.5	34	1	47	23	3	20	157	8.3		
14	MORSELL, Casey	17-7	367:02	21.6	38-109	.349	19-51	.373	29-44	.659	18	40	58	3.4	28	0	14	11	2	15	124	7.3		
21	DOWUONA, Ebenezer	19-18	497:32	26.2	30-56	.536	0-0	.000	16-25	.640	43	46	89	4.7	58	5	2	9	39	10	76	4.0		
5	ALLEN, Thomas	17-6	267:44	15.7	27-72	.375	11-37	.297	3-6	.500	4	17	21	1.2	11	0	23	4	1	11	68	4.0		
10	PASS, Breon	15-0	129:09	8.6	11-37	.297	5-21	.238	7-8	.875	2	21	23	1.5	17	0	9	9	1	4	34	2.3		
11	GIBSON, Jaylon	16-0	184:57	11.6	14-27	.519	0-0	.000	5-10	.500	21	12	33	2.1	19	0	4	8	7	4	33	2.1		
24	ROSS, Ernest	14-0	100:16	7.2	9-19	.474	0-4	.000	5-10	.500	11	12	23	1.6	15	0	0	5	6	3	23	1.6		
20	NUNNALLY, Alex	3-0	02:32	0.8	0-0	.000	0-0	.000	0-0	.000	0	0	0	0.0	0	0	0	0	0	0	0	0.0		
15	BATES, Manny	1-1	00:57	1.0	0-0	.000	0-0	.000	0-0	.000	0	0	0	0.0	0	0	0	0	0	0	0	0.0		
12	GRAHAM, Chase	3-0	02:51	1.0	0-1	.000	0-1	.000	0-0	.000	0	0	0	0.0	0	0	0	0	0	1	0	0.0		
Team											38	24	62					3						
Total		19	3935		507-1201	.422	148-458	.323	266-377	.706	243	453	696	36.6	325	10	223	195	75	151	1428	75.2		
Opponents		19	3935		523-1137	.460	129-381	.339	236-324	.728	208	503	711	37.4	338	7	278	255	78	103	1411	74.3		

Team Statistics

	NCSU	OPP
Scoring	1428	1411
Points per game	75.2	74.3
Scoring margin	+0.9	-
Field goals-att	507-1201	523-1137
Field goal pct	.422	.460
3 point fg-att	148-458	129-381
3-point FG pct	.323	.339
3-pt FG made per game	7.8	6.8
Free throws-att	266-377	236-324
Free throw pct	.706	.728
F-Throws made per game	14.0	12.4
Rebounds	696	711
Rebounds per game	36.6	37.4
Rebounding margin	-0.8	-
Assists	223	278
Assists per game	11.7	14.6
Turnovers	195	255
Turnovers per game	10.3	13.4
Turnover margin	+3.2	-
Assist/turnover ratio	1.1	1.1
Steals	151	103
Steals per game	7.9	5.4
Blocks	75	78
Blocks per game	3.9	4.1
Winning streak	0	-
Home win streak	0	-
Attendance	128409	29449
Home games-Avg/Game	11-11674	4-7362
Neutral site-Avg/Game	-	4-625

Team Results

Date	Opponent		Score	Att.
11/09/2021	Bucknell	W	88-70	13131
11/13/2021	Colgate	W	77-74	11949
11/16/2021	vs Central Conn. St.	W	79-65	1000
11/17/2021	vs Oklahoma St.	L	68-74	1500
11/21/2021	Texas Southern	W	65-57	11806
11/27/2021	Louisiana Tech	W	90-81	10919
12/01/2021	Nebraska	Wot4	104-100	11562
12/04/2021	Louisville	L	68-73	13029
12/09/2021	Bethune-Cookman	W	65-48	5429
12/12/2021	vs Purdue	Lot	72-82	0
12/17/2021	vs Richmond	L	74-83	0
12/21/2021	Wright St.	L	70-84	11344
12/29/2021	at Miami (FL)	L	83-91	3014
01/01/2022	Florida St.	L	81-83	12529
01/04/2022	at Virginia Tech	W	68-63	5148
01/08/2022	Clemson	L	65-70	13425
01/12/2022	at Louisville	W	79-63	11973
01/15/2022	at Duke	L	73-88	9314
01/19/2022	Virginia Tech	L	59-62	13286



2021-22 NC State Men's Basketball Combined Team Statistics In Conference games

Page 1/1
as of Jan 20, 2022

Game Records

Record	Overall	Home	Away	Neutral
ALL GAMES	2-6	0-4	2-2	0-0
CONFERENCE	2-6	0-4	2-2	0-0
NON-CONFERENCE	0-0	0-0	0-0	0-0

Score by Periods

Team	1st	2nd	OT	TOT
NC State	260	316	0	576
Opponents	296	297	0	593

Team Box Score

No.	Player				Total		3-Point		F-Throw		Rebounds													
		GP-GS	MIN	AVG	FG-FGA	FG%	3FG-3FGA	3FG%	FT-FTA	FT%	OFF	DEF	TOT	AVG	PF	DQ	A	TO	BLK	STL	PTS	AVG		
1	SEABRON, Dereon	8-8	288:26	36.1	57-107	.533	4-12	.333	31-45	.689	24	42	66	8.3	17	0	32	26	1	8	149	18.6		
0	SMITH, Terquavion	8-8	247:41	31.0	48-112	.429	28-74	.378	6-10	.600	7	24	31	3.9	21	0	8	15	2	15	130	16.3		
4	HELLEMS, Jericole	8-8	289:36	36.2	38-87	.437	17-45	.378	21-24	.875	14	28	42	5.3	23	0	12	11	4	14	114	14.3		
5	ALLEN, Thomas	8-6	164:45	20.6	21-54	.389	8-27	.296	0-0	.000	2	11	13	1.6	9	0	19	3	0	5	50	6.3		
3	HAYES, Cam	8-2	150:08	18.8	12-50	.240	4-25	.160	7-11	.636	3	12	15	1.9	14	0	15	12	0	10	35	4.4		
14	MORSELL, Casey	7-0	102:34	14.7	9-30	.300	7-15	.467	4-7	.571	5	8	13	1.9	8	0	7	1	0	8	29	4.1		
21	DOWUONA, Ebenezer	8-8	208:37	26.1	13-28	.464	0-0	.000	7-10	.700	16	12	28	3.5	25	3	2	5	10	2	33	4.1		
24	ROSS, Ernest	5-0	51:23	10.3	6-8	.750	0-0	.000	1-4	.250	2	6	8	1.6	7	0	0	1	3	2	13	2.6		
10	PASS, Breon	6-0	50:25	8.4	5-13	.385	3-7	.429	2-2	1.000	2	9	11	1.8	9	0	5	3	0	1	15	2.5		
11	GIBSON, Jaylon	5-0	46:25	9.3	4-4	1.000	0-0	.000	0-0	.000	4	2	6	1.2	5	0	0	2	2	0	8	1.6		
Team											18	12	30					1						
Total		8	1600		213-493	.432	71-205	.346	79-113	.699	97	166	263	32.9	138	3	100	80	22	65	576	72.0		
Opponents		8	1600		220-446	.493	55-146	.377	98-137	.715	84	201	285	35.6	118	0	119	106	34	49	593	74.1		

Team Statistics

	NCSU	OPP
Scoring	576	593
Points per game	72.0	74.1
Scoring margin	-2.1	-
Field goals-att	213-493	220-446
Field goal pct	.432	.493
3 point fg-att	71-205	55-146
3-point FG pct	.346	.377
3-pt FG made per game	8.9	6.9
Free throws-att	79-113	98-137
Free throw pct	.699	.715
F-Throws made per game	9.9	12.3
Rebounds	263	285
Rebounds per game	32.9	35.6
Rebounding margin	-2.8	-
Assists	100	119
Assists per game	12.5	14.9
Turnovers	80	106
Turnovers per game	10.0	13.3
Turnover margin	+3.3	-
Assist/turnover ratio	1.3	1.1
Steals	65	49
Steals per game	8.1	6.1
Blocks	22	34
Blocks per game	2.8	4.3
Winning streak	0	-
Home win streak	0	-
Attendance	52269	29449
Home games-Avg/Game	4-13067	4-7362
Neutral site-Avg/Game	-	0-0

Team Results

Date	Opponent		Score	Att.
12/04/2021	Louisville	L	68-73	13029
12/29/2021	at Miami (FL)	L	83-91	3014
01/01/2022	Florida St.	L	81-83	12529
01/04/2022	at Virginia Tech	W	68-63	5148
01/08/2022	Clemson	L	65-70	13425
01/12/2022	at Louisville	W	79-63	11973
01/15/2022	at Duke	L	73-88	9314
01/19/2022	Virginia Tech	L	59-62	13286

2021-22 NC STATE MEN'S BASKETBALL TV ROSTER



0

Terquavion Smith
G · 6-4 · 160 · FR
Greenville, NC



1

Dereon Seabron
G · 6-7 · 180 · SO
Norfolk, VA



3

Cam Hayes
G · 6-3 · 180 · SO
Greensboro, NC



4

Jericole Hellems
F · 6-7 · 200 · SR
St. Louis, MO



5

Thomas Allen
G · 6-1 · 175 · SR
Raleigh, NC



10

Breon Pass
G · 6-0 · 175 · FR
Reidsville, NC



11

Jaylon Gibson
F · 6-10 · 220 · SO
Zebulon, NC



12

Chase Graham
G · 6-1 · 180 · JR
Raleigh, NC



14

Casey Morsell
G · 6-3 · 200 · JR
Ft. Washington, MD



15

Manny Bates
F · 6-11 · 230 · JR
Fayetteville, NC



20

Alex Nunnally
G · 6-2 · 180 · FR
Cary, NC



21

Ebenezer Dowuona
F · 6-11 · 225 · SO
Accra, Ghana



23

Greg Gantt
F · 6-8 · 215 · JR
Fayetteville, NC



24

Ernest Ross
F · 6-9 · 190 · FR
Alachua, FL



Kevin Keatts
Head Coach
Fifth Season



James Johnson
Assistant Coach
Fifth Season



Roy Roberson
Assistant Coach
Fourth Season



Mike Summey
Assistant Coach
Second Season