



UNI MEN'S BASKETBALL

#EverLoyal

f /UNImensbasketball

@UNImbb

@UNImbb

5 MVC TOURNAMENT TITLES /// 7 CONFERENCE MVP AWARDS /// 8 NCAA APPEARANCES /// 1 NCAA SWEET 16

1-1

2022-23 Record

0-0

MVC

NA/NA

RANKING (AP/Coaches)

Game 3
7 p.m. CT • Nov. 14



AT



John Paul Jones Arena
Charlottesville, Va.

2-0

2022-23 Record

0-0

ACC

18/18

RANKING (AP/Coaches)

BEN JACOBSON

HEAD COACH

322-202

Career Record

TONY BENNETT

HEAD COACH

387-150

Career Record

SERIES QUICK LOOK

OVERALL Virginia leads, 1-0
FIRST MEETING L 43-57 - AWAY - 2013-14
LAST MEETING L 43-57 - AWAY - 2013-14
CURRENT UNI STREAK Lost 1



TV - ACC Network

Mike Corey (PxP)
Cory Alexander (Analyst)



**RADIO - 1540 KXEL
Panther Sports
Radio Network**

J.W. Cox (PxP)



LIVE STATS
www.UNIPanthers.com

UNI QUICK NOTES

Panthers clash with Cavs

- UNI continues its road trip through the commonwealth with a stop at No. 18 Virginia. Monday's meeting is just the second meeting all-time between the Panthers and Cavaliers, who first met back in 2013 in Charlottesville.
- The Cavaliers were selected 3rd in the ACC preseason poll behind North Carolina and Duke, and have recorded wins over North Carolina Central and Monmouth to begin the season.
- Fifth year guard Jayden Gardner was picked Second Team All-ACC Preseason after averaging 15.3 points per game last season for the Cavaliers.

Spiders inches past UNI

- UNI struggled to shoot the ball in a 66-58 road loss to Richmond, shooting just 32.8% from the field.
- Bowen Born scored 17 points in the UNI loss as Tytan Anderson recorded his first career double-double with 13 points and 10 rebounds.
- UNI outscored the Spiders 17-7 off 11 Richmond turnovers.

Knighty knight

- Five Panthers made their collegiate debut as UNI rolled to a 105-49 win over the Division III Wartburg Knights. The Panthers are now 11-6 in season-opening games under head coach Ben Jacobson.
- Bowen Born led with a game-high 19 points as Landon Wolf notched 18 points his first collegiate game. Nate Heise tallied 14 points, while Trey Campbell and Drew Daniel each scored 11 points.
- UNI's 56-point margin of victory was the fourth largest in program history.

Panthers prevail in Dubuque exhibition

- Ten different Panthers scored in UNI's 84-52 exhibition win over Dubuque on Nov. 2. Tytan Anderson led with 15 points, while James Betz notched 13 points. Cole Henry recorded an 11 point, 11 rebound double-double, as a trio of Panthers scored 9 points each in Trey Campbell, Landon Wolf and Drew Daniel.
- UNI held the Spartans to just 26.7% shooting from the field in the second half while hitting 7 three-point shots in the final 20 minutes of play.

2022-23 SCHEDULE

Date	Opponent	Time/Result
NOVEMBER		
7	WARTBURG	W 105-49
11	@ Richmond	L 55-68
14	@ Virginia	7 p.m.
21	San Francisco#	11:30 a.m.
22	Grand Canyon / Wichita State#	TBD
26	NORTHERN ILLINOIS	1 p.m.
30	@ Bradley*	7 p.m.
DECEMBER		
3	EVANSVILLE*	1 p.m.
6	TOLEDO	7:30 p.m.
9	MCNEESE STATE	7 p.m.
12	SOUTH FLORIDA	7 p.m.
17	Towson^	12 p.m.
22	ST. BONAVENTURE	7 p.m.
28	MISSOURI STATE*	7 p.m.
31	@ Illinois State*	2 p.m.
JANUARY		
4	@ Valparaiso*	6 p.m.
7	SOUTHERN ILLINOIS*	TBA
10	MURRAY STATE*	7 p.m.
14	@ Belmont*	TBA
18	ILLINOIS STATE*	7 p.m.
21	@ UIC*	TBA
25	VALPARAISO*	7 p.m.
28	@ Indiana State*	12 p.m.
FEBRUARY		
1	@ Drake*	8 p.m.
4	BRADLEY*	TBA
8	@ Evansville*	7 p.m.
11	INDIANA STATE*	TBA
15	DRAKE*	8 p.m.
18	@ Missouri State*	3 p.m.
22	@ Southern Illinois*	7 p.m.
26	BELMONT*	TBA
MARCH		
2-5	MVC Tournament \$	TBA

All Times Central Home Games in McLeod Center (CAPS)

Hall of Fame Classic (Kansas City, Mo.)

^ Legends of Basketball Chicago Hoops Showcase (Chicago, Ill.)

* Missouri Valley Conference Game

\$ Arch Madness (St. Louis, Missouri)

^ NIT Game

UNI ATHLETIC COMMUNICATIONS

Joel Wauters

assistant athletic communications director

e joel.wauters@uni.edu

w (319) 273-3642

c (319) 215-9783



TEAM COMPARISON



80	Scoring Offense	73
58.5	Scoring Defense	61
21.5	Scoring Margin	12
4.5	Rebound Margin	10
11	Assists Per Game	16
2.5	Blocked Shots Per Game	4
9.5	Steals Per Game	4
6.5	Turnover Margin	0
1.1	Assist Turnover Ratio	2
46.9	Field Goal Percentage	42.6
38.2	Field Goal Percentage Defense	41.5
8	Three-Point Field Goals/Game	11
29.6	Three-Point Field Goal %	44
66.7	Free Throw Percentage	73.3
50	Winning Percentage	100

MVC STANDINGS (thru 11/11/22)

School	MVC	Overall
Southern Illinois	0-0	2-0
Missouri State	0-0	1-0
Drake	0-0	1-0
Indiana State	0-0	1-0
Evansville	0-0	1-0
UNI	0-0	1-1
Bradley	0-0	1-1
UIC	0-0	1-1
Belmont	0-0	1-1
Illinois State	0-0	1-1
Valparaiso	0-0	0-1
Murray State	0-0	0-1



Defending the crown

- UNI enters the 2022-23 season as the reigning Missouri Valley Conference (MVC) regular season champions. The Panthers have won three outright league titles (2010, 2020, 2022) and one shared crown in 2009 with Creighton.
- Defeating Loyola-Chicago in the final game of the regular season last February, UNI's title clinched the conference championship for first time in program history on its home floor.
- Since UNI joined the MVC in 1991, the league has seen its defending champion repeat 10 times, with Wichita State achieving the feat most recently with at least a share of 4 straight titles from 2014-17.

2021-22 season in-review

- After starting the season 4-7, the Panthers won 16 of their next 21 games to finish the year with a 20-12 record, the 9th 20-win season under head coach Ben Jacobson.
- AJ Green and Noah Carter were named First and Second Team All-MVC respectively, with Bowen Born earning Sixth Man of the Year and All-Bench honors. Green was named the MVC's Larry Bird Player of the Year for the second time in three years, while also being named the league's co-Scholar Athlete of the Year.
- Ben Jacobson made history as the first five time recipient of the league's Coach of the Year award.
- Despite a semifinal exit at the MVC Tournament, the Panthers earned an automatic bid to the NIT as the conference's regular season champion. UNI would defeat Saint Louis on the road in the opening round before falling to BYU in the second round.

When it heats up over 80

- UNI is 77-9 when scoring 80 points or more under head coach Ben Jacobson.
- The Panthers scored 80+ points in 12 games last year, with a 10-2 mark in those games.
- UNI scored 90+ points five times last season, coming against Dubuque, St. Bonaventure, Valparaiso, Missouri State, and Loyola-Chicago.

Fresh faces

- Ben Jacobson's squad adds four new players to the 2022-23 roster including a pair of Cedar Falls, Iowa native in Trey Campbell and Hunter Jacobson. Both Campbell and Jacobson were part of multiple Class 4A state tournament teams during their prep careers.
- On the international front, UNI signed guard Ege Pek-sari out of Turkey during the off-season. Pek-sari, a native of Izmir, Turkey, played for the Turkish national team this summer at the U20 European Championships.
- Guard Charlie Miller comes to Iowa after a prep career in North Carolina. Averaging 16.4 points per game at Lumberton High School, Miller spent the 2021-22 season playing for the Flight 22 Basketball post-graduation program.

So long, farewell

- UNI looks to make up for the loss of 5 players from last year's MVC championship team, including reigning MVC Player of the Year A.J. Green (professional basketball).
- Trae Berhow and Tywhon Pickford (graduation) departed the program, as did Noah Carter (transfer to Missouri) and Antwan Kimmons (transfer to Concordia-St. Paul).

Welcome to the Association

- Declaring for the NBA Draft last spring, former Panther AJ Green signed with the Milwaukee Bucks as an undrafted free agent this past June on a two-way deal.
- Green became the first Panther to play in an NBA regular season game on Oct. 22, 2022 with one assist in two minutes of play for the Bucks against the Houston Rockets.
- Green played in 5 NBA Summer League games in Las Vegas this July, averaging 7 points per game with 9 made three-point field goals. He also notched 4.4 points a game in 5 preseason games with Milwaukee.

Tough non-conference slate

- The Panthers will play 6 home games during the non-conference schedule, including matchups with Toledo, South Florida, Northern Illinois and NIT semifinalist St. Bonaventure.
- UNI will compete in the Hall of Fame Classic in Kansas City, Mo. prior to the Thanksgiving holiday on Nov. 21-22. The Panthers will play West Coast Conference power San Francisco to open the tournament, before facing either Wichita State or Grand Canyon in the second game.
- The Panthers will take part in the inaugural Legends of Basketball Chicago Hoops Showcase on Dec. 17 at the United Center in Chicago, taking on Towson for the first time in program history.

Valley realignment

- With the addition of UIC, Belmont and Murray State to the MVC in July 2022, the league will adopt a 20-game conference schedule for the first time in league history.
- UNI will take on 9 of its 11 MVC opponents both at home and on the road this season. The Panthers will face UIC (road) and Murray State (home) once.
- The Panthers have never played Belmont or Murray State before, but have split 22 games in their history against UIC in non-conference play, as well as former members of the Mid-Continent Conference (today known as the Summit League).

Returning leaders

- UNI returns three key shooters in Nate Heise (49.7%), Bowen Born (44.2%) and Austin Phyfe (53.4%). The Panthers shot 45.9% from the field a year ago.
- One of the top free throw shooting teams in the nation last season, UNI shot 78.9% from the charity stripe. Bowen Born returns as the Panthers' top free throw shooter (90.7%).
- Grabbing 148 total rebounds (4.8 per game) last season, Nate Heise returns looking to be a key piece in the UNI defense in the quest for an MVC title repeat.
- Heise also led the Panthers with 34 steals a year ago. Despite limited minutes, Austin Phyfe posted a team-high 13 blocks.

Top 10 on UNI's all-time list

- Austin Phyfe currently holds the highest career field goal shooting percentage in program history, shooting 60.4% from the field during his career.
- Bowen Born ranks 4th in career free throw percentage (85.2%) in UNI program history.

Welcome to the office

- Gameli Ahelegbe joined the UNI coaching staff this past May, succeeding Erik Crawford, who departed the program to join the staff at Iowa State this past spring.
- Former University of Dubuque guard Carter Stevens joined the Panther staff as graduate manager this off-season, filling the role held by Marc Sonnen, who is now an assistant coach at the University of Minnesota-Duluth.

New Voice of the Panthers

- For the first time since 1993, Panther fans will hear a new voice on the radio as J.W. Cox takes over as the play-by-play voice of UNI men's basketball.
- Coming from St. Cloud State in Minnesota, Cox succeeds longtime Panther broadcaster Gary Rima, who retired after 29 years on the air.

Hall of Fame team

- This past September, the 1963-64 State College of Iowa (SCI) Panther men's basketball team was inducted into the UNI Athletics Hall of Fame.
- Champions of the North Central Conference and NCAA Midwest Region, SCI reached the NCAA College Division (now Division II) Final Four, marking the deepest postseason run in program history.
- Four members of the 1963-64 team remain in the top-100 on the program's all-time scoring list, led by Pete Spoden (1959-64), who is tied for 17th all-time with 1,239 career points.

Family connections

- Landon Wolf's brother Logan plays wide receiver for the UNI football team. His cousin, Cynthia plays for the Panther women's basketball team.
- Charlie Miller's grandfather, Eldon, served as UNI's head men's basketball coach from 1986-98, helping the Panthers reach the 1990 NCAA Tournament.
- Michael Duax's father Bob played football at UNI in the 1980s.
- Chase Courbat's grandfather John Martin was part of the UNI men's basketball program from 1967-70, scoring 1,027 career points. He was inducted into the UNI Athletics Hall of Fame in 2008.
- Hunter Jacobson is the eldest son of Panther head coach Ben Jacobson.
- Austin Phyfe's father Steve played at UNI from 1987-90, helping the Panthers reach their first NCAA Tournament as a Division I program in 1990. His sister Aftin was also a member of the UNI swimming & diving team from 2013-17.
- Assistant coach Gameli Ahelegbe's younger brother Kwadzo played for the Panthers from 2006-10 and was part of two MVC championship and NCAA Tournament teams, including the 2010 NCAA Sweet Sixteen roster.





2022-23 MVC PRESEASON POLL

1. Drake (52)	646
2. Bradley (1)	542
3. Southern Illinois (1)	537
4. Missouri State	418
5. UNI	416
6. Belmont	388
7. Indiana State	344
8. Murray State	324
9. Valparaiso	234
10. Illinois State	186
11. UIC	109
12. Evansville	68

2022-23 MVC PRESEASON HONORS

PRESEASON PLAYER OF THE YEAR

Tucker DeVries, Drake

FIRST TEAM PRESEASON ALL-MVC

Tucker DeVries, Drake
 Marcus Domask, Southern Illinois
 Ben Krikke, Valparaiso
 Rienk Mask, Bradley
 Roman Penn, Drake
 Ben Sheppard, Belmont

SECOND TEAM PRESEASON ALL-MVC

Bowen Born, UNI
 Donovan Clay, Missouri State
 Lance Jones, Southern Illinois
 Cooper Neese, Indiana State
 Garrett Sturtz, Drake

THIRD TEAM PRESEASON ALL-MVC

Cameron Henry, Indiana State
 Kobe King, Valparaiso
 Rob Perry, Murray State

Austin Phyfe, UNI
 D.J. Wilkins, Drake

PLAYER HONORS

Bowen Born

- Preseason Second Team All-MVC
- Field of 68 MVC Preseason Breakout Player
- Field of 68 MVC Preseason Second Team All-MVC

Austin Phyfe

- Preseason Third Team All-MVC

MILESTONE WATCH

Bowen Born

- 538 career points
- 78 career made three-point field goals
- 98 career made free throws
- 85.2% career FT%
- 45 career steals

Nate Heise

- 490 career points
- 27 career blocks

Cole Henry

- 89 career points
- 83 career rebounds

Austin Phyfe

- 923 career points
- 60.4% career FG%
- 560 career rebounds
- 173 career assists



2022-23 MEN'S BASKETBALL NUMERICAL ROSTER

No.	Name	Pos.	Ht.	Wt.	Yr.	Hometown/Previous School
0	Nate Heise	G	6-5	205	So.	Lake City, Minn. / Lincoln
1	Cole Henry	F	6-9	230	R-So.	Oskaloosa, Iowa / Oskaloosa
2	Ege Peksari	G	6-4	195	Fr.	Izmir, Turkey / Sisli Terakki
3	Landon Wolf	G	6-5	195	Fr.	Cedar Falls, Iowa / Cedar Falls
4	Trey Campbell	G	6-3	170	Fr.	Cedar Falls, Iowa / Cedar Falls
12	Charlie Miller	G	6-0	165	Fr.	Lumberton, N.C. / Lumberton
13	Bowen Born	G	5-11	175	So.	Norwalk, Iowa / Norwalk
15	Michael Duax	G/F	6-6	215	Fr.	Dubuque, Iowa / Dubuque Hempstead
20	Chase Courbat	F	6-9	235	Fr.	Cedar Falls, Iowa / Cedar Falls
23	Derek Krogmann	F	6-7	235	R-So.	Manchester, Iowa / West Delaware
30	Hunter Jacobson	G	6-1	175	Fr.	Cedar Falls, Iowa / Cedar Falls
32	Tytan Anderson	G/F	6-6	200	So.	Eldridge, Iowa / North Scott
33	Drew Daniel	G	6-7	220	So.	West Des Moines, Iowa / Dowling Catholic
34	James Betz	F	6-6	230	Jr.	Ventura, Iowa / Garner-Hayfield-Ventura
50	Austin Phyfe	F	6-9	250	R-Sr.	Waverly, Iowa / Waverly-Shell Rock

ALPHABETICAL

No.	Name
32	Tytan Anderson
34	James Betz
13	Bowen Born
4	Trey Campbell
20	Chase Courbat
33	Drew Daniel
15	Michael Duax
0	Nate Heise
1	Cole Henry
30	Hunter Jacobson
23	Derek Krogmann
12	Charlie Miller
2	Ege Peksari
50	Austin Phyfe
3	Tywhon Pickford
3	Landon Wolf

COACHING & SUPPORT STAFF

Head Coach: Ben Jacobson (North Dakota '94)
Assistant Coach: P.J. Hogan (Morningside '99)
Assistant Coach: Gameli Ahelegbe (Minnesota State, Mankato '07)
Assistant Coach: Seth Tuttle (UNI '15)
Director of Basketball Operations: Ike Hermer (Minnesota '15)
Assistant Director of Basketball Operations: Haley Langstraat (UNI '21)
Director of Athletic Training Services: Don Bishop (Upper Iowa '92)
Strength & Conditioning: Brandon Ronan (Loras '13)
Graduate Manager: Carter Stevens (Dubuque '22)
Athletic Communications: Joel Wauters (UNI '18)

PRONUNCIATION GUIDE

Listen: <https://bit.ly/3Vdp3QT>

#0 Nate Heise
HIGH-zee

#2 Ege Peksari
EGG-ayy / PECK-sar-ee

#13 Bowen Born
BO-inn

#15 Michael Duax
DOO-ax

#20 Chase Courbat
CORE-bit

#23 Derek Krogmann
KROHG-man

#32 Tytan Anderson
TIGHT-in

#50 Austin Phyfe
FIFE

Gameli Ahelegbe
Gah-mel-e / Ah-hel-egg-buh





#0 Nate Heise
So. Guard
Lake City, Minn.



#1 Cole Henry
R-So. Forward
Oskaloosa, Iowa



#2 Ege Peksari
Fr. Guard
Izmir, Turkey



#3 Landon Wolf
Fr. Guard
Cedar Falls, Iowa



#4 Trey Campbell
Fr. Guard
Cedar Falls, Iowa



#12 Charlie Miller
Fr. Guard
Lumberton, N.C.



#13 Bowen Born
So. Guard
Norwalk, Iowa



#15 Michael Duax
Fr. Forward
Dubuque, Iowa



#20 Chase Courbat
Fr. Forward
Cedar Falls, Iowa



#23 Derek Krogmann
R-So. Forward
West Delaware, Iowa



#30 Hunter Jacobson
Fr. Guard
Cedar Falls, Iowa



#32 Tytan Anderson
So. Forward
Eldridge, Iowa



#33 Drew Daniel
So. Forward
West Des Moines,
Iowa



#34 James Betz
Jr. Forward
Ventura, Iowa



#50 Austin Phyfe
R-Sr. Forward
Waverly, Iowa



Head Coach
Ben Jacobson



PROGRAM NOTES

HEAD COACH BEN JACOBSON

Alma Mater: North Dakota, '94
Career Record: **322-202** (17th Year)
Record at UNI: Same

ASSISTANT COACHES

P.J. Hogan: 17th Season (Morningside, '99)
Seth Tuttle: 1st Season (UNI, '15)
Gameli Ahelegbe: ... 1st Season (MSU Mankato, '07)

SUPPORT STAFF

Ike Hermer: ... Director of Basketball Operations
Haley Langstraat: ... Asst. Dir. of Basketball Operations
Don Bishop: ... Director of Athletic Training Services
Carter Stevens: Graduate Manager
Joel Wauters: Athletic Communications Contact

TEAM HISTORY

First Year of Basketball: 1900-01
All-Time Record: **1,373-1,188** (121th year)
Division I Record: **679-602**
NCAA Tournament Appearances: 8
NIT Tournament Appearances 2
At-Large NCAA Tournament Bids: 1
Last Postseason Appearance: ... 2022 (NIT/2nd Rd)

VENUE INFORMATION

Name: McLeod Center
Arena Opened: 2006
Capacity: 6,650
Largest Crowd: 7,332 (2/27/10)

UNIVERSITY INFORMATION

Location: Cedar Falls, Iowa
Founded: 1876
Enrollment: 8,949
Colors: Purple & Old Gold
Nickname: Panthers
Mascot: TC
Fight Song: "UNI Fight"
Affiliation: NCAA Division I
Conference: Missouri Valley
President: Dr. Mark Nook
Athletic Director: David Harris
SWA: Stacia Eggers

JAKE'S WINS

UNI head coach Ben Jacobson ranks **No. 4** in the Missouri Valley Conference history in victories with **322**.

Jacobson also ranks **No. 3** in league history in MVC games with **174** wins.

Henry Iba tops both lists with 486 total wins and 187 league wins.

MVC COACHING VICTORIES

1.	Henry P. Iba (Oklahoma State)	486
2.	Eddie Hickey (Creighton/Saint Louis)	337
3.	Dana Altman (Creighton)	327
4.	Ben Jacobson (UNI)	322
5.	Barry Hinson (Missouri State/SIU)	285
6.	Gregg Marshall (Wichita State)	261
7.	Rich Herrin (Southern Illinois)	225
8.	Ralph Miller (Wichita State)	220
9.	Porter Moser (Illinois State/Loyola)	217
10.	Maury John (Drake)	211

MVC COACHING WINS (MVC Games Only)

1.	Henry P. Iba (Oklahoma State)	187
2.	Dana Altman (Creighton)	182
3.	Ben Jacobson (UNI)	174
4.	Eddie Hickey (Creighton/Saint Louis)	163
5.	Barry Hinson (Missouri State/SIU)	155
6.	Gregg Marshall (Wichita State)	134
7.	Dr. F.C. Allen (Kansas)	126
8.	Rich Herrin (Southern Illinois)	111
9.	Jim Molinari (Bradley)	110
10.	Porter Moser (Illinois State/Loyola)	105

JAKE'S TOURNAMENT TITLES

UNI head coach Ben Jacobson ranks second in MVC history with four tournament titles. Jacobson is 4-1 in MVC title games.

Dana Altman (Creighton) holds the league record with six MVC Tournament crowns. Altman was 6-0 in MVC title games.

MVC Tourney Coaches, By Titles

1.	Dana Altman, CU	6
2.	Ben Jacobson, UNI	4
3.	Greg McDermott, UNI/CU	3
	Rich Herrin, SIU	3
5.	Kevin Stallings, ILS	2
	Tom Apke, CU	2
	Tony Barone, CU	2
	Nolan Richardson, TU	2
	Gregg Marshall, WSU	2

UNI MEN'S BASKETBALL

UNI's SCHEDULE

UNI faces off against 10 teams who competed in a national postseason tournament last year.

UNI Opponents In Last Year's NCAA Field

Richmond (Atlantic-10) - Second Round
San Francisco (West Coast) - First Round
Murray State (Missouri Valley) - Second Round

UNI Opponents In Last Year's NIT Field


Virginia (Atlantic Coast) - Quarterfinals
Toledo (Mid-American) - First Round
Towson (Colonial) - First Round
St. Bonaventure (Atlantic-10) - Semifinals
Belmont (Missouri Valley) - First Round
Missouri State (Missouri Valley) - First Round

UNI Opponents In Last Year's CBI Field

Drake (Missouri Valley) - Quarterfinals

MVC EXPANSION

In July 2022, Belmont, Murray State and UIC joined the Missouri Valley Conference, expanding the league to it's largest membership in history following the departure of Loyola-Chicago to the Atlantic-10 Conference. The MVC will play a 20-game schedule for the first time with 9 home/away opponents and 2 opponents only playing each other once this season.




UNI MEN'S BASKETBALL

ALL-TIME SCORING LIST



Jason Reese



Randy Kraayenbrink



Ben Jacobson



AJ Green



Seth Tuttle

All-Time Leading Scorers

1. Jason Reese (1986-90)	2,033	41. Bennett Koch (2014-2018).....	1,028	81. Jay Block (1980-84).....	718
2. Randy Kraayenbrink (1982-86) ...	2,004	42. John Martin (1967-70).....	1,027	82. Herbert King (1980-84)	711
3. Ben Jacobson (2002-06)	1,787	43. Chris Foster (2000-05).....	1,027	83. Matt Schneiderman (2002-04)	707
4. AJ Green (2018-22).....	1,769	44. Jerry Waugh (1965-68).....	1,019	84. Darrell Jesse (1966-69).....	673
5. Seth Tuttle (2011-15)	1,747	45. Joseph Ferguson (1971-75)	999	85. Don Holland (1953-56).....	673
6. Jason Daisy (1992-97)	1,721	46. Erik Crawford (2003-06).....	985	86. Ali Farokhmanesh (2008-10)	667
7. Bill McCoy (1969-73)	1,713	47. Randy Beilke (1969-73).....	962	87. Bob Waller (1959-62).....	662
8. Eric Coleman (2004-08)	1,522	48. Mark Long (1975-79).....	959	88. Cory Jenkins (1996-00).....	658
9. Ron Lemons (1975-79)	1,478	49. Joe Breakenridge (1997-01)	956	89. Jason Sims (1992-96).....	657
10. Robbie Sieverding (1998-02)	1,402	50. Marc Sonnen (2009-2013)	932	90. Nate Buss (2011-15).....	657
11. Kwadzo Ahelegbe (2006-11)	1,329	51. Spencer Haldeman (2016-20)	932	91. Wayne Jackson (1980-84)	656
12. Anthony James (2008-13)	1,305	52. Ron Jessen (1962-65).....	926	92. Van Combs (1946-49).....	642
13. Cam Johnson (1989-94)	1,286	53. Austin Phye (2017-Present)	923	93. Del Nicklaus (1954-57).....	604
14. Ken Huelman (1966-69)	1,275	54. Bill Jones (1977-81).....	915	94. Jared Josten (2004-08).....	602
15. Troy Muilenburg (1986-91)	1,251	55. Duane Josephson (1961-64)	913	95. Paul Jespersen (2014-16).....	593
16. Dale Turner (1988-92).....	1,250	56. Steve Phye (1987-90).....	912	96. Chip Rank (2010-14).....	592
17. Pete Spoden (1959-64)	1,239	57. Mike Kemp (1975-79).....	895	97. Ray Nissen (1954-56).....	590
18. Trae Berhow (2018-22)	1,239	58. Jim Jackson (1958-60).....	891	98. Mark Enright (1975-78)	585
19. Grant Stout (2003-07)	1,232	59. Aaron Middendorf (1998-02)	880	99. Brent Carmichael (1981-83)	585
20. Jeremy Morgan (2013-17).....	1,218	60. Wyatt Lohaus (2014-19).....	877	100. Dean Jensen (1957-60).....	584
21. Craig Knepe (1963-66).....	1,200	61. Noah Carter (2019-22).....	876	101. John Little (2002-06).....	581
22. Deon Mitchell (2011-15)	1,200	62. Steve Peters (1977-81).....	861	102. Gene Nichols (1956-59).....	579
23. Adam Koch (2006-10)	1,186	63. Brooks McKowen (2003-07)	856	103. Jerry McColley (1963-65)	566
24. Tony Brus (1995-99)	1,179	64. Randy Podhaski (1973-77).....	853	104. Dennis Filliman (1956-59)	561
25. Cedrick McCullough (1988-92)....	1,158	65. Ray Storck (1979-83).....	851	105. Mike Pijanowski (1981-84)	555
26. Randy Blocker (1992-94)	1,154	66. Bill Runchey (1972-76).....	830	106. Mark Welsh (1974-76).....	553
27. Maurice Newby (1986-91)	1,147	67. Clint Carlson (2014-18)....	819	107. Brian Heying (1994-98).....	538
28. Rod Underwood (1977-81).....	1,126	68. Tony Hauptert (1977-81).....	818	108. Bowen Born (2020-Present).....	538
29. David Gruber (2001-04)	1,116	69. Walt Kochneff (1947-50).....	811	109. Lucas O'Rear (2007-11)	529
30. Jake Koch (2009-13)	1,113	70. Nick Nurse (1985-89)	801	110. Erik Smith (2000-02)	517
31. Norm Jespersen (1946-49)	1,099	71. Brian Bestul (1969-73)	791	111. Dick Christy (1960-63).....	513
32. Matt Bohannon (2012-16)	1,092	72. Tywhon Pickford (2017-22)	791		
33. Darian DeVries (1994-98)	1,084	73. Isaiah Brown (2016-20).....	780		
34. Jordan Eglseder (2006-10)	1,066	74. Brian Carpenter (1992-96)	774		
35. Johnny Moran (2008-12)	1,048	75. Skip Anderson (1967-70).....	744		
36. Jerry Holbrook (1959-62)	1,045	76. Frank Stotts (1956-59)	738		
37. Howie Pigg (1950-55)	1,041	77. Scott Stafford (1983-85)	730		
38. Wes Washpun (2013-16)	1,035	78. Ron LaFrentz (1957-60).....	723		
39. Greg McDermott (1984-88)	1,033	79. Darrell Timion (1970-73)	722		
40. Dick Beetsch (1952-56)	1,029	80. Travis Brown (2005-09)	720		



Individual Career Scoring

1. Jason Reese (1986-90).....	2,033
2. Randy Kraayenbrink (1982-86).....	2,004
3. Ben Jacobson (2002-06).....	1,787
4. AJ Green (2018-22).....	1,769
5. Seth Tuttle (2011-15).....	1,747
5. Jason Daisy (1992-97).....	1,721
7. Bill McCoy (1969-73).....	1,713
8. Eric Coleman (2004-08).....	1,522
9. Ron Lemons (1975-79).....	1,476
10. Robbie Sieverding (1998-02).....	1,402

Scoring Average

1. Randy Blocker (1992-94).....	21.0
2. Jerry Vaughn (1965-68).....	20.8
3. Ken Huelman (1966-69).....	18.8
4. Randy Kraayenbrink (1982-86).....	17.9
5. Jason Reese (1986-90).....	17.8
5. AJ Green (2018-22).....	17.8
6. Pete Spoden (1959-64).....	17.7
7. Bill McCoy (1969-73).....	17.7
8. Craig Knepp (1963-66).....	17.1
9. Jason Daisy (1992-97).....	16.7

Field Goals Made

1. Randy Kraayenbrink (1982-86).....	794
2. Jason Reese (1986-90).....	764
3. Ben Jacobson (2002-06).....	637
4. Ron Lemons (1975-79).....	629
5. Seth Tuttle (2011-15).....	600
6. Jason Daisy (1992-97).....	589
5. AJ Green (2018-22).....	589
8. Eric Coleman (2004-08).....	586
9. Bill McCoy (1969-73).....	567
10. Cedrick McCullough (1988-92).....	505

Field Goal Attempts

1. Randy Kraayenbrink (1982-86).....	1,644
2. Ben Jacobson (2002-06).....	1,459
3. AJ Green (2018-22).....	1,422
4. Jason Reese (1986-90).....	1,401
5. Jason Daisy (1992-97).....	1,287
6. Ron Lemons (1975-79).....	1,213
7. Bill McCoy (1969-74).....	1,177
8. Pete Spoden (1959-64).....	1,131
9. Anthony James (2008-13).....	1,107
10. Howie Pigg (1951-55).....	1,071

Field Goal Percentage (Minimum 100 made)

1. Austin Hyfe (2017-Present).....	.604 (377-624)
2. David Gruber (2001-04).....	.602 (421-699)
3. Jason Sims (1992-96).....	.598 (250-418)
4. Steve Hyfe (1987-90).....	.584 (373-639)
5. Greg McDermott (1984-88).....	.581 (402-692)
6. Seth Tuttle (2011-15).....	.576 (600-1041)
7. Lucas O'Rear (2007-11).....	.559 (198-354)
8. Eric Coleman (2004-08).....	.559 (586-1048)
9. Joe Breakenridge (1997-01).....	.549 (368-670)
10. Scott Plondke (1985-86).....	.547 (179-327)

3-Point Field Goals Made

1. Matt Bohannon (2012-16).....	268
2. AJ Green (2018-22).....	266
3. Trae Berhow (2018-22).....	224
4. Ben Jacobson (2002-06).....	203
5. Johnny Moran (2008-12).....	201
5. Marc Sonnen (2009-13).....	201
7. Jeremy Morgan (2013-17).....	173
9. Nick Nurse (1985-89).....	170
10. Darian DeVries (1994-98).....	166

3-Point Field Goal Attempts

1. AJ Green (2018-22).....	704
2. Matt Bohannon (2012-16).....	690
3. Johnny Moran (2008-12).....	601
4. Trae Berhow (2018-22).....	569
5. Ben Jacobson (2002-06).....	519
6. Marc Sonnen (2009-13).....	480
7. Jeremy Morgan (2013-17).....	475
8. Chris Foster (2000-05).....	422
9. Robbie Sieverding (1998-02).....	418
10. Darian DeVries (1994-98).....	407

3-Point Field Goal Percentage (Minimum 50 made)

1. Nick Nurse (1985-89).....	.468 (170-363)
2. Nate Buss (2011-15).....	.442 (92-208)
3. Cam Johnson (1989-94).....	.423 (130-307)
4. Marc Sonnen (2009-13).....	.419 (201-480)
5. Ryan Paulsen (2000-03).....	.415 (54-130)
6. Adam Viet (2004-08).....	.413 (99-240)
7. Darian DeVries (1994-98).....	.408 (166-407)
8. Paul Jespersen (2014-16).....	.408 (130-319)
9. Jared Josten (2004-08).....	.406 (82-203)
10. John Little (2002-06).....	.403 (112-278)

Free Throws Made

1. Bill McCoy (1969-73).....	579
2. Seth Tuttle (2011-15).....	508
3. Jason Reese (1986-90).....	504
4. Adam Koch (2006-10).....	446
5. Robbie Sieverding (1998-02).....	423
6. Randy Kraayenbrink (1982-86).....	410
7. Jason Daisy (1992-97).....	407
8. Kwadzo Ahelegbe (2006-11).....	393
9. Eric Coleman (2004-08).....	350
10. Jake Koch (2009-13).....	340

Free Throw Attempts

1. Bill McCoy (1969-73).....	762
2. Seth Tuttle (2011-15).....	675
3. Jason Reese (1986-90).....	670
4. Eric Coleman (2004-08).....	592
5. Adam Koch (2006-10).....	569
6. Jason Daisy (1992-97).....	543
7. Ken Huelman (1967-69).....	539
8. Randy Kraayenbrink (1982-86).....	515
8. Kwadzo Ahelegbe (2006-11).....	515
10. Robbie Sieverding (1998-02).....	506

Free Throw Percentage

1. AJ Green (2018-22).....	.900 (325-361)
2. Paul Jespersen (2014-16).....	.878 (65-74)
3. Maurice Newby (1987-91).....	.856 (149-174)
4. Bowen Born (2020-Present).....	.852 (98-115)
5. Jared Josten (2004-08).....	.843 (118-140)
6. Robbie Sieverding (1998-02).....	.836 (423-506)
7. Troy Muilenburg (1987-91).....	.835 (237-284)
8. Darian DeVries (1994-98).....	.823 (302-367)
9. Ali Farokhmanesh (2008-10).....	.810 (85-105)
10. Nate Buss (2011-15).....	.806 (83-103)

Rebounding

1. Pete Spoden (1959-64).....	1,104
2. Jim Jackson (1958-01).....	1,097
3. Eric Coleman (2004-08).....	997
4. Grant Stout (2003-07).....	920
5. Seth Tuttle (2011-15).....	917
6. Ken Huelman (1966-69).....	818
7. Jason Reese (1986-90).....	773
8. Joe Breakenridge (1997-01).....	766
9. Ron Lemons (1975-79).....	760
10. Randy Beilke (1970-73).....	752

Rebounding Average

1. Jim Jackson (1958-61).....	16.4
2. Pete Spoden (1959-64).....	15.8
3. Al Carew (1951-52).....	12.2
4. Ray Nissen (1954-56).....	12.1
5. Ken Huelman (1966-69).....	12.0
6. Del Nicklaus (1954-57).....	10.0
7. Craig Knepp (1963-66).....	9.8
8. Paul Balcom (1961-63).....	9.0
9. Joe Breakenridge (1997-01).....	8.1
10. John Martin (1967-70).....	8.0

Assists

1. Dale Turner (1988-92).....	520
2. Brooks McKowen (2003-07).....	425
3. Robbie Williams (1982-86).....	418
4. Wes Washpun (2013-16).....	399
5. Mark Long (1975-79).....	387
6. Deon Mitchell (2011-15).....	373
7. Chris Foster (2000-05).....	370
8. Ben Jacobson (2002-06).....	357
9. Kwadzo Ahelegbe (2006-11).....	342
10. Nick Nurse (1985-89).....	340

Blocked Shots

1. Grant Stout (2003-07).....	222
2. Jake Koch (2009-13).....	123
3. Jordan Eglseider (2006-10).....	120
4. Sean Hawkins (1994-98).....	118
5. Eric Coleman (2004-08).....	115
6. Jeremy Morgan (2013-17).....	99
7. Seth Tuttle (2011-15).....	95
8. Jason Sims (1992-96).....	90
9. Scott Stafford (1984-85).....	85
10. Steve Hyfe (1988-90).....	66

Steals

1. Brent Carmichael (1981-83).....	180
2. Jeremy Morgan (2013-17).....	179
3. Nick Nurse (1986-89).....	165
4. Andy Woodley (1998-02).....	159
5. Ben Jacobson (2002-06).....	154
6. Johnny Moran (2008-12).....	152
7. Dale Turner (1988-92).....	143
8. Robbie Williams (1982-86).....	140
9. Brian Carpenter (1992-96).....	138
10. Darian DeVries (1994-98).....	131

Games Played


1. Tywhon Pickford (2017-22).....	146
2. Marc Sonnen (2008-13).....	139
3. Jake Koch (2008-13).....	138
3. Matt Bohannon (2012-16).....	138
5. Seth Tuttle (2011-15).....	136
6. Johnny Moran (2008-12).....	135
6. Chip Rank (2010-14).....	135
8. Deon Mitchell (2011-15).....	135
Wyatt Lohaus (2014-18).....	135
10. Kwadzo Ahelegbe (2006-11).....	133

Games Started

1. Seth Tuttle (2011-15).....	136
2. Johnny Moran (2008-12).....	135
3. Ben Jacobson (2002-06).....	120
4. Brooks McKowen (2003-07).....	117
5. Deon Mitchell (2011-15).....	115
6. Eric Coleman (2004-08).....	114
7. Jeremy Morgan (2013-17).....	110
8. Cedrick McCullough (1988-92).....	109
9. Matt Bohannon (2012-16).....	108
10. Randy Kraayenbrink (1982-86).....	107
Dale Turner (1988-92).....	107
Kwadzo Ahelegbe (2006-11).....	107

Games Won

1. Kwadzo Ahelegbe (2006-11).....	91
Johnny Moran (2008-12).....	91
Marc Sonnen (2009-13).....	91
3. Matt Bohannon (2012-16).....	91
5. Jake Koch (2009-13).....	90
6. Adam Koch (2006-10).....	89
7. Seth Tuttle (2011-15).....	88
8. Deon Mitchell (2011-15).....	87
Tywhon Pickford (2017-22).....	87
10. Jeremy Morgan (2013-17).....	84



UNI MEN'S BASKETBALL

UNI VS. RANKED OPPONENTS

Overall	Home	Away	Neutral
19-44	12-7	3-20	3-16

#16	St. Bonaventure	W 90-80 (A) - 11/27/21
#16	Arkansas	L 93-80 (A) - 11/17/21
#19	Richmond	L 78-68 (A) - 12/9/20
#23	Colorado	W 79-76 (A) - 12/10/19
#22	Iowa	L 54-77 (N) - 12/15/18
#9	Xavier	L 67-77 (H) - 12/20/17
#5	Villanova	L 64-50 (N) - 11/24/17
#9	North Carolina	L 86-69 (A) - 11/10/17
#8	North Carolina	L 85-42 (A) - 12/21/16
#9	Xavier	L 64-42 (H) - 11/26/16
#11	Xavier	L 67-59 (N) - 11/20/16
#15	Texas A&M	L 92-88 2ot (N) - 3/20/16
#25	Wichita State	W 53-50 (A) - 2/13/16
#5	Iowa State	W 81-79 (N) - 12/19/15
#1	North Carolina	W 71-67 (H) - 11/21/15
#17	Louisville	L 66-53 (N) - 3/22/15
#11	Wichita State	L 74-60 (A) - 2/28/15
#12	Wichita State	W 70-54 (H) - 1/31/15
#4	Wichita State	L 82-73 (H) - 2/8/14
#8	Wichita State	L 67-53 (A) - 1/5/14
#17	Iowa State	L 91-82 OT (N) - 12/7/13
#15	Wichita State	W 57-52 (H) - 2/2/13
#12	Creighton	L 79-68 (A) - 1/15/13
#21	UNLV	L 73-59 (A) - 12/19/12
#19	Memphis	L 52-47 (N) - 11/24/12
#2	Louisville	L 51-46 (N) - 11/22/12
#13	Creighton	W 65-62 (H) - 2/4/12
#23	Creighton	L 63-60 (A) - 1/10/12
#10	Syracuse	L 68-46 (A) - 11/12/10
#13	Michigan State	L 59-52 (N) - 3/26/10
#1	Kansas	W 69-67 (N) - 3/20/10
#15	Marquette	L 73-43 (N) - 11/28/08
#14	Drake	L 65-55 (H) - 2/16/08
#22	Drake	L 58-54 (A) - 1/26/08
#11	Nevada	L 79-64 (A) - 2/17/07
#16	Wichita State	W 63-59 (A) - 12/30/06
#17	Washington	L 70-61 (A) - 11/14/06
#23	Georgetown	L 54-49 (N) - 3/17/06
#24	Bucknell	W 65-61 (H) - 2/18/06
#12	Iowa	W 67-63 (H) - 12/6/05
#20	Wisconsin	L 57-52 (N) - 3/18/05
#17	Iowa	L 76-73 (A) - 12/7/05
#14	Georgia Tech	L 65-60 (N) - 3/19/04
#15	Southern Illinois	W 68-52 (H) - 3/1/04
#20	Creighton	W 82-73 (H) - 1/14/04
#24	Iowa	W 77-66 (H) - 12/9/03
#13	Creighton	L 84-75 (H) - 2/4/03
#11	Iowa	W 78-76 (H) - 12/4/01
#17	Alabama	L 64-56 (N) - 12/20/00
#10	Iowa	W 84-78 (H) - 12/9/97
#12	Iowa	L 78-73 (H) - 12/5/95
#11	Iowa State	L 81-62 (H) - 1/25/95
#8	Iowa	L 64-44 (A) - 12/8/92
#16	Iowa	L 108-85 (H) - 12/19/91
#20	Minnesota	L 81-78 (N) - 3/18/90
#11	Missouri	W 74-71 (N) - 3/16/90
#20	Iowa	W 77-74 (H) - 1/3/90
#3	Georgetown	L 83-49 (N) - 12/29/89
#5	Iowa	L 95-76 (A) - 12/6/88
#14	Missouri	L 91-62 (A) - 1/12/83
#6	Iowa	L 84-53 (A) - 12/21/81
#14	Iowa	L 86-52 (A) - 12/30/80
#20	Iowa	L 78-46 (A) - 12/6/79

NOTE: Associated Press poll used

UNI OVER 80

UNI is 77-9 when scoring 80 or more points under Ben Jacobson.

11/7/22	Wartburg	W 105-49
3/16/22	at Saint Louis	W 80-68
2/26/22	Loyola	W 102-96 (OT)
2/23/22	at Indiana State	W 88-82
2/20/22	vs. Missouri State	W 95-75
1/19/22	at Valparaiso	L 83-80 (OT)
1/8/22	Indiana State	W 80-72 (OT)
1/8/22	at Missouri State	W 85-84
1/5/22	Valparaiso	W 92-65
1/2/22	Evansville	W 83-61
11/27/21	at St. Bonaventure	W 90-80
11/17/21	at Arkansas	L 93-80
11/14/21	Dubuque	W 95-58
2/27/21	Illinois State	W 94-87 (2OT)
12/28/20	Missouri State	W 85-75
12/4/20	St. Ambrose	W 98-53
11/25/20	Western Kentucky	L 90-87
2/27/20	Evansville	W 84-64
2/8/20	Drake	W 83-73
2/1/20	at Evansville	W 80-68
1/29/20	Missouri State	W 95-66
1/20/20	at Bradley	W 86-71
1/15/20	Valparaiso	W 88-78
1/11/20	at Missouri St	W 88-57
12/22/19	Marshall	W 88-80
12/12/19	at Grand Canyon	W 82-58
12/2/19	Luther College	W 110-51
11/20/19	Cornell College	W 88-66
11/19/19	UT Martin	W 87-67
1/26/19	Evansville	W 81-74
11/17/18	Eastern Kentucky	W 90-85
11/7/18	Bemidji State	W 97-51
1/24/18	Illinois State	W 83-72
1/13/18	Valparaiso	W 81-76
12/10/17	Dubuque	W 80-47
11/18/17	Chicago State	W 82-44
12/7/16	South Dakota State	W 86-58
11/17/16	vs. Arizona State	W 82-63
3/20/16	vs. Texas A&M	L 92-88 (2OT)
2/10/16	Missouri State	W 83-69
2/6/16	at Drake	W 82-66
12/30/15	Bradley	W 80-44
12/19/15	vs. Iowa State	W 81-79
11/30/15	North Texas	W 93-70
11/28/15	at North Dakota	W 97-51
11/25/15	Dubuque	W 83-63
2/11/15	Illinois State	W 83-64
12/13/14	at VCU	L 93-87 (2OT)
2/12/14	Loyola	W 80-58
2/1/14	Indiana State	L 87-81
1/29/14	Evansville	W 95-81
1/25/14	at Loyola	L 93-87 (OT)
1/14/14	Missouri State	W 94-89
1/8/14	at Evansville	W 80-53
1/1/14	Bradley	W 80-46
12/28/13	Iona	W 90-78
12/7/13	vs. Iowa State	L 91-82 (OT)
11/22/13	vs. Loyola Marymount	W 90-81
11/11/13	Coe	W 86-52
3/26/13	Bradley	W 90-77
3/2/13	Illinois State	W 80-72
1/20/13	Drake	W 85-55
1/12/13	Bradley	W 84-53
12/23/12	Saint Mary's	W 82-75
12/8/12	at George Mason	W 82-77 (OT)
11/14/12	Toledo	W 84-81 (OT)
11/10/12	Wartburg	W 103-50
1/7/12	at Drake	W 83-68

12/19/11	Loras	W 84-48
12/6/11	Iowa	W 80-60
12/3/11	Colorado State	W 83-77
3/15/11	Rider	W 84-50
2/15/11	at Bradley	W 80-70
1/9/11	Bradley	W 83-77
11/16/10	Coe	W 84-45
1/3/10	Missouri State	W 84-76
12/12/09	Siena	W 82-65
11/23/09	vs. Boston College	W 81-69
2/11/09	Southern Illinois	W 81-55
1/17/09	at Drake	W 81-59
12/28/08	Indiana State	L 85-84 (2OT)
11/25/08	Chicago State	W 81-70
12/15/07	Wartburg	W 99-48
12/20/06	Wartburg	W 83-61
12/09/06	UMKC	W 85-53
11/13/06	vs. Pepperdine	W 83-58

WINNING IN McLEOD

UNI is playing its 17th season in the McLeod Center, and the Panthers have made winning a priority in their home venue.

UNI has posted an all-time record of **186-53 (.778)** in games played in the McLeod Center.

UNI secured a school-record 16 home wins in the 2012-13 season.

UNI has posted four perfect home seasons since moving to NCAA Division I. UNI was a perfect 14-0 in both the 1983-84 and 2009-10 seasons. UNI notched a 15-0 mark at home in 2014-15 and finished 16-0 in 2019-20.

UNI set its home-court win streak of 21 consecutive victories between the 2008-09 and 2010-11 seasons.

UNI has never had a losing record at home since moving to the McLeod Center.

Record in McLeod Center

Year	Record
2006-07	9-4
2007-08	11-6
2008-09	11-4
2009-10	14-0
2010-11	13-5
2011-12	13-3
2012-13	16-4
2013-14	11-2
2014-15	15-0
2015-16	11-3
2016-17	9-4
2017-18	12-4
2018-19	9-5
2019-20	16-0
2020-21	6-5
2021-22	10-4
2022-23	1-0



GAME TYPE	
Conference.....	0-0
Non-Conference.....	1-1
Exhibitions.....	1-0
Home.....	1-0
Away.....	0-1
Neutral.....	0-0
Overtime Games.....	0-0
MVC Home Games.....	0-0
MVC Road Games.....	0-0
MVC Tournament.....	0-0
vs. Ranked Opponents.....	0-0
BY CONFERENCE	
vs. Missouri Valley.....	0-0
vs. American Rivers (Division III).....	1-0
vs. Atlantic-10.....	0-1
vs. WAC.....	0-0
vs. MAC.....	0-0
vs. Southland.....	0-0
vs. American.....	0-0
vs. Colonial.....	0-0
SCORE AT HALFTIME	
Leading At Half.....	1-0
Trailing At Half.....	0-1
Tied At Half.....	0-0
WITH 5 MINUTES LEFT	
Leading With 5 Min. Left.....	1-0
Trailing With 5 Min. Left.....	0-1
Tied With 5 Min. Left.....	0-0
REBOUNDING	
UNI outrebounds opponent.....	1-0
UNI outrebounded by opponent.....	0-1
Team rebounds even.....	0-0
FIELD GOAL SHOOTING	
UNI shoots 50% or better.....	1-0
UNI shoots under 50%.....	0-1
Opponent 50% or better.....	0-0
Opponent shoots under 50%.....	1-1
FREE THROW SHOOTING	
UNI makes more FTs.....	1-0
Opponent makes more FTs.....	0-0
Even FTs.....	0-1

TURNOVERS	
UNI has more TOs.....	0-0
Opponent has more TOs.....	1-1
Even TOs.....	0-0
OPENING TIP	
UNI wins opening tip.....	1-0
Opponent wins opening tip.....	0-1
POINTS SCORED	
UNI scores 60 points or less.....	0-0
Opponent scores 60 points or less.....	1-0
UNI scores 61-69 points.....	0-0
Opponent scores 61-69 points.....	0-1
UNI scores 70-79 points.....	0-0
Opponent scores 70-79 points.....	0-0
UNI scores 80-89 points.....	0-0
Opponent scores 80-89 points.....	0-0
UNI scores 90+ points.....	1-0
Opponent scores 90+ points.....	0-0
DAY	
On Monday.....	1-0
On Tuesday.....	0-0
On Wednesday.....	0-0
On Thursday.....	0-0
On Friday.....	0-1
On Saturday.....	0-0
On Sunday.....	0-0
MONTH	
In November.....	1-1
In December.....	0-0
In January.....	0-0
In February.....	0-0
In March.....	0-0
MARGIN	
One possession games (3 pts or less).....	0-0
Game decided by 5 pts or less.....	0-0
Game decided by 6-10 pts.....	0-0
Game decided by 11-20 pts.....	0-1
Game decided by 21+ pts.....	1-0



TEAM STATISTICAL RANKINGS (THRU 11/11/22)

Statistic	National Rank	MVC Rank	Value
Assist/Turnover Ratio	164	5	1.1
Assists Per Game	261	8	11
Bench Points Per Game	122	4	29.67
Blocks Per Game	231	7	2.5
Effective FG Percent	151	9	0.538
Fastbreak Points	230	12	9
Field Goal Percentage	138	7	46.9
Field Goal Percentage Defense	106	3	38.2
Fouls Per Game	74	4	14.5
Free Throw Attempts Per Game	189	7	18
Free Throw Percentage	194	7	66.7
Free Throws Made Per Game	189	7	12
Rebound Margin	154	6	4.5
Rebounds (Defensive) Per Game	120	6	28
Rebounds (Offensive) Per Game	163	2	11
Rebounds Per Game	145	5	39
Scoring Defense	78	4	58.5
Scoring Margin	83	4	21.5
Scoring Offense	120	2	80
Steals Per Game	86	3	9.5
Three Point Attempts Per Game	72	4	27
Three Point Percentage	239	11	29.6
Three Point Percentage Defense	52	4	22.6
Three Pointers Per Game	135	7	8
Turnover Margin	53	2	6.5
Turnovers Forced Per Game	98	3	16.5
Turnovers Per Game	44	2	10
Winning Percentage	158	6	50

PLAYER STATISTICAL RANKINGS (THRU 11/11/22)

Statistic	Player	National Rank	MVC Rank	Value
Blocks	Tytan Anderson	230	6	2
Blocks Per Game	Tytan Anderson	255	6	1
Double Doubles	Tytan Anderson	11	1	1
Field Goal Attempts	Bowen Born	71	2	28
Free Throw Attempts	Bowen Born	108	2	13
	Nate Heise	96	3	12
Free Throw Percentage	Bowen Born	332	10	8
	Tytan Anderson	1	1	100
Free Throws	Bowen Born	167	6	87.5
	Bowen Born	197	6	7
Minutes Per Game	Nate Heise	197	6	7
Points	Bowen Born	115	1	36
Points Per Game	Bowen Born	158	6	18
Rebounds	Tytan Anderson	16	2	22
Rebounds (Defensive) Per Game	Tytan Anderson	81	6	7
Rebounds (Offensive) Per Game	Tytan Anderson	45	2	4
Rebounds Per Game	Tytan Anderson	28	3	11
Steals	Landon Wolf	156	5	4
	Tytan Anderson	311	12	3
	Trey Campbell	311	12	3
	Nate Heise	311	12	3
Steals Per Game	Landon Wolf	216	5	2
Three Point Attempts	Bowen Born	156	4	12
	Landon Wolf	214	7	11
Three Pointers Per Game	Landon Wolf	303	15	2
Total 3-point FGM	Landon Wolf	237	10	4





2022-23 UNI Men's Basketball Team Game-by-Game All games

Page 1/1
as of Nov 12, 2022

				Total		3-Pointers		Free throws		Rebounds											
Opponent	Date	Score		FG-FGA	PCT	3FG-3FGA	PCT	FT-FTA	PCT	OFF	DEF	TOT	AVG	PF	A	TO	BLK	STL	PTS	AVG	
Wartburg	11/07/2022	105-49	W	40-67	.597	13-32	.406	12-19	.632	11	31	42	42.0	14	17	12	3	12	105	105.0	
at Richmond	11/11/2022	55-68	L	20-61	.328	3-22	.136	12-17	.706	11	25	36	39.0	15	5	8	2	7	55	80.0	
Total		160		60-128	.469	16-54	.296	24-36	.667	22	56	78	39.0	29	22	20	5	19	160	80.0	
Opponents		117		42-110	.382	12-53	.226	21-29	.724	16	53	69	34.5	25	18	33	5	11	117	58.5	

UNI Averages

Games Played	Points/game	FG Pct	3FG Pct	FT Pct	Rebounds/game	Assists/game	Turnovers/game	Assist/Turnover ratio	Steals/game	Blocks/game
2	80.0	46.9	29.6	66.7	39.0	11.0	10.0	1.1	9.5	2.5



UNI - Game Highs

POINTS	105		Wartburg (11/07/2022)
	55		at Richmond (11/11/2022)
FIELD GOALS MADE	40		Wartburg (11/07/2022)
	20		at Richmond (11/11/2022)
FIELD GOAL ATTEMPTS	67		Wartburg (11/07/2022)
	61		at Richmond (11/11/2022)
FIELD GOAL PERCENTAGE	.597	(40-67)	Wartburg (11/07/2022)
	.328	(20-61)	at Richmond (11/11/2022)
3 PT FG MADE	13		Wartburg (11/07/2022)
	3		at Richmond (11/11/2022)
3 PT FG ATTEMPTS	32		Wartburg (11/07/2022)
	22		at Richmond (11/11/2022)
3 PT FG PERCENTAGE	.406	(13-32)	Wartburg (11/07/2022)
	.136	(3-22)	at Richmond (11/11/2022)
FREE THROWS MADE	12		at Richmond (11/11/2022)
	12		Wartburg (11/07/2022)
FREE THROW ATTEMPTS	19		Wartburg (11/07/2022)
	17		at Richmond (11/11/2022)
FREE THROW PERCENTAGE	.706	(12-17)	at Richmond (11/11/2022)
	.632	(12-19)	Wartburg (11/07/2022)
REBOUNDS	42		Wartburg (11/07/2022)
	36		at Richmond (11/11/2022)
ASSISTS	17		Wartburg (11/07/2022)
	5		at Richmond (11/11/2022)
STEALS	12		Wartburg (11/07/2022)
	7		at Richmond (11/11/2022)
BLOCKED SHOTS	3		Wartburg (11/07/2022)
	2		at Richmond (11/11/2022)
TURNOVERS	12		Wartburg (11/07/2022)
	8		at Richmond (11/11/2022)
FOULS	15		at Richmond (11/11/2022)
	14		Wartburg (11/07/2022)



UNI - Individual Game Highs

POINTS	19	Bowen Born vs Wartburg (11/07/2022)
	18	Landon Wolf vs Wartburg (11/07/2022)
	17	Bowen Born at Richmond (11/11/2022)
	14	Nate Heise vs Wartburg (11/07/2022)
	13	Tytan Anderson at Richmond (11/11/2022)
FIELD GOALS MADE	7	Bowen Born vs Wartburg (11/07/2022)
	6	Bowen Born at Richmond (11/11/2022)
FIELD GOAL ATTEMPTS	17	Bowen Born at Richmond (11/11/2022)
	11	Bowen Born vs Wartburg (11/07/2022)
FIELD GOAL PERCENTAGE (min 5 made)	.636 (7-11)	Bowen Born vs Wartburg (11/07/2022)
	.625 (5-8)	Trey Campbell vs Wartburg (11/07/2022)
3 PT FG MADE	4	Landon Wolf vs Wartburg (11/07/2022)
	3	Drew Daniel vs Wartburg (11/07/2022)
3 PT FG ATTEMPTS	8	Landon Wolf vs Wartburg (11/07/2022)
	7	Bowen Born at Richmond (11/11/2022)
	7	Drew Daniel vs Wartburg (11/07/2022)
3 PT FG PERCENTAGE (min 2 made)	.500 (4-8)	Landon Wolf vs Wartburg (11/07/2022)
	.429 (3-7)	Drew Daniel vs Wartburg (11/07/2022)
FREE THROWS MADE	5	Tytan Anderson at Richmond (11/11/2022)
	5	Nate Heise vs Wartburg (11/07/2022)
FREE THROW ATTEMPTS	6	Nate Heise at Richmond (11/11/2022)
	6	Nate Heise vs Wartburg (11/07/2022)
FREE THROW PERCENTAGE (min 3 made)	1.000 (5-5)	Tytan Anderson at Richmond (11/11/2022)
	1.000 (4-4)	Bowen Born at Richmond (11/11/2022)
REBOUNDS	12	Tytan Anderson vs Wartburg (11/07/2022)
	10	Tytan Anderson at Richmond (11/11/2022)
ASSISTS	4	Ege Peksari vs Wartburg (11/07/2022)
	3	Bowen Born vs Wartburg (11/07/2022)
STEALS	3	Landon Wolf vs Wartburg (11/07/2022)
	2	Nate Heise at Richmond (11/11/2022)
	2	Tytan Anderson vs Wartburg (11/07/2022)
	2	Michael Duax vs Wartburg (11/07/2022)
	2	Trey Campbell vs Wartburg (11/07/2022)
BLOCKED SHOTS	2	Tytan Anderson vs Wartburg (11/07/2022)
	1	Landon Wolf at Richmond (11/11/2022)
	1	Trey Campbell at Richmond (11/11/2022)
	1	Ege Peksari vs Wartburg (11/07/2022)
TURNOVERS	3	Ege Peksari vs Wartburg (11/07/2022)
	2	Nate Heise at Richmond (11/11/2022)
	2	Tytan Anderson at Richmond (11/11/2022)
	2	Trey Campbell at Richmond (11/11/2022)
	2	Trey Campbell vs Wartburg (11/07/2022)
	2	Landon Wolf vs Wartburg (11/07/2022)
	2	James Betz vs Wartburg (11/07/2022)
FOULS	3	James Betz at Richmond (11/11/2022)
	3	Michael Duax at Richmond (11/11/2022)
	3	Derek Krogmann vs Wartburg (11/07/2022)
	3	Drew Daniel vs Wartburg (11/07/2022)



UNI - Game Lows

POINTS	55		at Richmond (11/11/2022)
	105		Wartburg (11/07/2022)
FIELD GOALS MADE	20		at Richmond (11/11/2022)
	40		Wartburg (11/07/2022)
FIELD GOAL ATTEMPTS	61		at Richmond (11/11/2022)
	67		Wartburg (11/07/2022)
FIELD GOAL PERCENTAGE	.328	(20-61)	at Richmond (11/11/2022)
	.597	(40-67)	Wartburg (11/07/2022)
3 PT FG MADE	3		at Richmond (11/11/2022)
	13		Wartburg (11/07/2022)
3 PT FG ATTEMPTS	22		at Richmond (11/11/2022)
	32		Wartburg (11/07/2022)
3 PT FG PERCENTAGE	.136	(3-22)	at Richmond (11/11/2022)
	.406	(13-32)	Wartburg (11/07/2022)
FREE THROWS MADE	12		at Richmond (11/11/2022)
	12		Wartburg (11/07/2022)
FREE THROW ATTEMPTS	17		at Richmond (11/11/2022)
	19		Wartburg (11/07/2022)
FREE THROW PERCENTAGE	.632	(12-19)	Wartburg (11/07/2022)
	.706	(12-17)	at Richmond (11/11/2022)
REBOUNDS	36		at Richmond (11/11/2022)
	42		Wartburg (11/07/2022)
ASSISTS	5		at Richmond (11/11/2022)
	17		Wartburg (11/07/2022)
STEALS	7		at Richmond (11/11/2022)
	12		Wartburg (11/07/2022)
BLOCKED SHOTS	2		at Richmond (11/11/2022)
	3		Wartburg (11/07/2022)
TURNOVERS	8		at Richmond (11/11/2022)
	12		Wartburg (11/07/2022)
FOULS	14		Wartburg (11/07/2022)
	15		at Richmond (11/11/2022)



Opponent - Individual Game Highs

POINTS	21		Jason Nelson at Richmond (11/11/2022)
	16		Marshun Williams vs Wartburg (11/07/2022)
	14		Jason Roche at Richmond (11/11/2022)
	11		Tyler Burton at Richmond (11/11/2022)
	10		Jack Molstead vs Wartburg (11/07/2022)
FIELD GOALS MADE	9		Jason Nelson at Richmond (11/11/2022)
	6		Marshun Williams vs Wartburg (11/07/2022)
FIELD GOAL ATTEMPTS	15		Jason Nelson at Richmond (11/11/2022)
	12		Jack Molstead vs Wartburg (11/07/2022)
FIELD GOAL PERCENTAGE (min 5 made)	.625	(5-8)	Jason Roche at Richmond (11/11/2022)
	.600	(9-15)	Jason Nelson at Richmond (11/11/2022)
	.600	(6-10)	Marshun Williams vs Wartburg (11/07/2022)
3 PT FG MADE	4		Jason Roche at Richmond (11/11/2022)
	2		Marshun Williams vs Wartburg (11/07/2022)
3 PT FG ATTEMPTS	8		Jack Molstead vs Wartburg (11/07/2022)
	6		Jason Roche at Richmond (11/11/2022)
	6		Keagan John vs Wartburg (11/07/2022)
3 PT FG PERCENTAGE (min 2 made)	.667	(4-6)	Jason Roche at Richmond (11/11/2022)
	.500	(2-4)	Marshun Williams vs Wartburg (11/07/2022)
FREE THROWS MADE	4		Tyler Burton at Richmond (11/11/2022)
	4		Neal Quinn at Richmond (11/11/2022)
FREE THROW ATTEMPTS	6		Neal Quinn at Richmond (11/11/2022)
	5		Tyler Burton at Richmond (11/11/2022)
FREE THROW PERCENTAGE (min 3 made)	.800	(4-5)	Tyler Burton at Richmond (11/11/2022)
	.750	(3-4)	Jack Molstead vs Wartburg (11/07/2022)
REBOUNDS	9		Tyler Burton at Richmond (11/11/2022)
	7		Isaiah Bigelow at Richmond (11/11/2022)
ASSISTS	5		Matt Grace at Richmond (11/11/2022)
	3		Neal Quinn at Richmond (11/11/2022)
STEALS	2		Trent Allard vs Wartburg (11/07/2022)
	2		Drew Olson vs Wartburg (11/07/2022)
BLOCKED SHOTS	1		Tyler Burton at Richmond (11/11/2022)
	1		Neal Quinn at Richmond (11/11/2022)
	1		Matt Grace at Richmond (11/11/2022)
	1		Jason Roche at Richmond (11/11/2022)
	1		Drew Olson vs Wartburg (11/07/2022)
TURNOVERS	4		Drew Olson vs Wartburg (11/07/2022)
	3		Jason Nelson at Richmond (11/11/2022)
	3		Keagan John vs Wartburg (11/07/2022)
FOULS	4		Keagan John vs Wartburg (11/07/2022)
	3		Isaiah Bigelow at Richmond (11/11/2022)



Opponent - Game Lows

POINTS	49		Wartburg (11/07/2022)
	68		at Richmond (11/11/2022)
FIELD GOALS MADE	18		Wartburg (11/07/2022)
	24		at Richmond (11/11/2022)
FIELD GOAL ATTEMPTS	53		at Richmond (11/11/2022)
	57		Wartburg (11/07/2022)
FIELD GOAL PERCENTAGE	.316	(18-57)	Wartburg (11/07/2022)
	.453	(24-53)	at Richmond (11/11/2022)
3 PT FG MADE	4		Wartburg (11/07/2022)
	8		at Richmond (11/11/2022)
3 PT FG ATTEMPTS	26		Wartburg (11/07/2022)
	27		at Richmond (11/11/2022)
3 PT FG PERCENTAGE	.154	(4-26)	Wartburg (11/07/2022)
	.296	(8-27)	at Richmond (11/11/2022)
FREE THROWS MADE	9		Wartburg (11/07/2022)
	12		at Richmond (11/11/2022)
FREE THROW ATTEMPTS	14		Wartburg (11/07/2022)
	15		at Richmond (11/11/2022)
FREE THROW PERCENTAGE	.643	(9-14)	Wartburg (11/07/2022)
	.800	(12-15)	at Richmond (11/11/2022)
REBOUNDS	31		Wartburg (11/07/2022)
	38		at Richmond (11/11/2022)
ASSISTS	8		Wartburg (11/07/2022)
	10		at Richmond (11/11/2022)
STEALS	4		at Richmond (11/11/2022)
	7		Wartburg (11/07/2022)
BLOCKED SHOTS	1		Wartburg (11/07/2022)
	4		at Richmond (11/11/2022)
TURNOVERS	11		at Richmond (11/11/2022)
	22		Wartburg (11/07/2022)
FOULS	12		at Richmond (11/11/2022)
	13		Wartburg (11/07/2022)





Head Coach
16th Season
Univ. of North Dakota '94
@CoachJake_UNI

HCS

Ten Panthers earned First Team All-MVC, nine earned Second Team All-MVC, and nine earned

The Panthers have had many make immediate impacts during Jacobson's tenure with 15 spots claimed on either the MVC All-Newcomer or MVC All-Freshmen teams dating back to the 2006-07 season. Freshman of the Year honorees have included Seth Tuttle (2012), AJ Green (2019), and Bowen Born (2021).

Family Wife: Dawn
..... Children: Hunter and Tanner
Birthdate Dec. 16, 1970





Nate Heise
6-5, So., Guard
Lake City, Minnesota

#0

ACCOMPLISHMENTS

2021-22: MVC Second Team Scholar-Athlete; Played in 32 games

2020-21: MVC All-Freshman Team; Played in 25 games

BIOGRAPHY

FRESHMAN (2021-22): MVC Second Team Scholar-Athlete... Started all 32 games... scored 276 points, averaging 8.1 PPG... shot 45.1% FG, 35.5% from behind the arc, and 75.9% from the free throw line... 4.6 RPG... 40 assists... Team-high 34 steals... 11 blocks... Averaged 30.4 MPG... Scored career-high 19 points vs. Wyoming (12/23/21)... Career-high six field goals made four times this season... Recorded 12-point, 11-rebound double-double against Jackson State... Career-high 4 assists vs. Valparaiso.

FRESHMAN (2020-21): MVC All-Freshman Team ... Started 21 games ... Scored 190 points, averaging 7.6 points per game, shot 40.0 percent from the field and 30.5 percent from beyond the arc, averaged 3.6 rebounds per contest with 90 total rebounds, and tallied 16 blocks ... Led the team with 30 steals and dished out 33 assists ... Finished with a career-high nine rebounds against St. Ambrose (12/4/20) ... Recorded a career-high four steals against Bradley (1/10/21) and at Illinois State (2/27/21) ... Scored a career-high 18 points against Coe College (1/25/21) going 6-of-10 from the field ... Shot 66.7 percent from the field while knocking down 15 points against Valparaiso (02/14/21).

HIGH SCHOOL: Nate Heise is a 6'4 guard from Lincoln High School in Lake City, Minnesota ... Under the direction of head coach Greg Berge, Heise led the Tigers to two state tournament berths ... Heise averaged 22.0 points, 6.7 rebounds, and 4.5 assists per game during his junior campaign while earning Hiawatha Valley League Player of the Year honors while also being named to the 2018-19 All-State Team and All-Tournament Team ... As a senior, Heise led the Tigers to a conference championship while averaging 29.0 points per game, 7.0 rebounds per game, and 5.0 assists per game ... Heise was named the Hiawatha League Player of the Year for the second time and finished his career with a school-record 2,307 points.

PERSONAL: Nate is the son of Tony and Amy Heise, both former basketball players at the University of Wisconsin-River Falls. His sister, Taylor, plays hockey at the University of Minnesota...Majoring in Supply Chain Management.

CAREER STATS

SEASON TEAM	GP-GS	MIN/AVG	Field Goals		3-Point		F-Throws		Rebounds				Scoring			
			FG-FGA	FG%	3FG-3FGA	3FG%	FT-FTA	FT%	OFF	DEF	TOT	AVG	PF-FO	A	TO	BLK
2020-21 UNI	25-21	778/31.1	64-160	.400	25-82	.305	37-46	.804	11	79	90	3.6	43-1	33	38	16
2021-22 UNI	32-32	976/30.5	91-183	.497	27-76	.355	67-91	.736	15	133	148	4.6	62-2	40	32	11
2022-23 UNI	2-2	57/28.3	8-17	.471	1-6	.167	7-12	.583	0	6	6	3.0	2-0	3	2	0
TOTAL	59-55	1811/30.7	163-360	.453	53-164	.323	111-149	.745	26	218	244	4.1	107-3	76	72	27

CAREER HIGHS

Statistic	Value
Points	19 vs Wyoming 12/23/21
Rebounds	11 vs Jackson St. 12/14/21
Assists	4 vs Drake 02/17/21, vs Coe 01/25/21, vs Valparaiso 01/05/22
Steals	4 vs Bradley 01/10/21, at Illinois St. 02/27/21
Blocks	2 vs Utah St. 11/27/20, at Southern Ill. 01/30/21, vs Drake 02/17/21
FG Made	6 6 times
FG Attempts	12 at Southern Ill. 01/31/21
3FG Made	3 4 times
3FG Attempts	7 vs Coe 01/25/21
FT Made	7 vs Missouri St. 12/28/20
FT Attempts	8 vs Missouri St. 12/28/20

SEASON HIGHS

Points.....	14
Rebounds.....	4
Assists.....	2
Steals.....	2
Blocks.....	0
Turnovers.....	2
FG Made.....	4(x2)
3FG Made.....	1
FT Made.....	5
Minutes	35





Cole Henry
6-9, R-So., Forward
Oskaloosa, Iowa

#1

ACCOMPLISHMENTS

2021-22: Played in 24 games

2020-21: Played in 19 games

BIOGRAPHY

SOPHOMORE (2021-2022): Played in 24 games... Scored 47 points, Averaging 2.0 PPG... Shot 51.2% from the field... Grabbed 54 rebounds, averaging 2.2 RPG... had 26 assists, to go along with 3 steals and 3 blocks... Averaged 8.9 MPG... Scored career-high 12 points against Marshall (12/18/21).

SOPHOMORE (2020-21): Played in 19 games ... Scored 42 points, averaging 2.2 points per game, shot 55.9 percent from the field, grabbed 24 rebounds and seven steals ... Finished with a career-high five assists against Bradley (1/11/21) ... Scored a career-high seven points going 3-of-4 from the field against Loyola (1/17/21).

FRESHMAN (2019-20): Redshirt.

HIGH SCHOOL: Cole Henry was a four-year letter winner in two sports at Oskaloosa High School, earning varsity honors as a center in basketball and in football as a quarterback ... Earned two All-State Team honors in basketball, and one in football ... Helped lead Oskaloosa to a class 3A state basketball title as a senior, where he led with 19.4 points, 4.1 assists and 10.9 rebounds per game ... Also helped Oskaloosa finish as class 3A runner-up at the state tournament as a junior with 15 points, 6.7 rebounds and 5.3 assists per games ... Two-time all-state selection, earning first-team honors as a senior, and second team as a junior ... Three-time all-conference selection in the Little Hawkeye Conference ... 2019 IHSA Class 3A Basketball All-Tournament Team ... Des Moines Register Elite-8 Athlete in basketball (2018) ... Also earned District Player of the Year honors in football as a senior.

PERSONAL: Cole is the son of Maggie and John Henry ... Father, John is the head men's basketball coach at William Penn University in Oskaloosa ... Majoring in Communications/Public Relations: Sports Public Relations.

CAREER STATS

			Field Goals		3-Point		F-Throws		Rebounds								Scoring			
SEASON	TEAM	GP-GS	MIN/AVG	FG-FGA	FG%	3FG-3FGA	3FG%	FT-FTA	FT%	OFF	DEF	TOT	AVG	PF-FO	A	TO	BLK	STL	PTS	AVG
2020-21	UNI	19-0	162/8.5	19-34	.559	0-0	.000	4-9	.444	9	15	24	1.3	22-2	17	18	0	7	42	2.2
2021-22	UNI	24-5	205/8.5	21-44	.477	0-1	.000	5-11	.455	17	37	54	2.3	14-0	26	23	3	3	47	2.0
2022-23	UNI	1-0	7/6.9	0-1	.000	0-0	.000	0-0	.000	0	5	5	5.0	1-0	0	1	0	0	0	0.0
TOTAL		44-5	374/8.5	40-79	.506	0-1	.000	9-20	.450	26	57	83	1.9	37-2	43	42	3	10	89	2.0

CAREER HIGHS

Statistic	Value
Points	12 at Marshall 12/18/21
Rebounds	7 at Marshall 12/18/21
Assists	5 vs Bradley 01/11/21
Steals	2 vs St. Ambrose 12/04/20, at Southern Ill. 01/31/21
Blocks	1 at Bradley 12/01/21, vs Valparaiso 01/05/22, at Loyola Chicago 02/13/22
FG Made	6 at Marshall 12/18/21
FG Attempts	8 at Marshall 12/18/21
3FG Attempts	1 vs Bradley 02/02/22
FT Made	2 at Bradley 12/01/21
FT Attempts	5 at Bradley 12/01/21

SEASON HIGHS

Points.....	0
Rebounds.....	5
Assists.....	0
Steals.....	0
Blocks.....	0
Turnovers.....	1
FG Made.....	0
3FG Made.....	0
FT Made.....	0
Minutes	6





Ege Peksari
6-4, Fr., Guard
Izmir, Turkey

#2

ACCOMPLISHMENTS

BIOGRAPHY

HIGH SCHOOL: Played the 2021-22 season with Akran Gemlik Basketbol in the Turkish Basketball League (TBL), while also training alongside the Turkish U20 National Team ... Spent the 2020-21 season with Tofas Sports Club ... Averaged 9.0 points, 5.5 assists, 5.7 rebounds, and 2.0 steals with Tofas at the 2021 Adidas Next Generation Tournament ... Represented Turkey at the 2019 FIBA U16 European Championships in Italy, averaging 7.3 points, 3.3 assists, and 4.7 rebounds in four games.

PERSONAL: Son of Gokhan Peksari and Gamze Sengelli ... Has one younger sister (Ece).

CAREER STATS

			Field Goals		3-Point		F-Throws		Rebounds								Scoring			
SEASON	TEAM	GP-GS	MIN/AVG	FG-FGA	FG%	3FG-3FGA	3FG%	FT-FTA	FT%	OFF	DEF	TOT	AVG	PF-FO	A	TO	BLK	STL	PTS	AVG
2022-23	UNI	2-0	15/7.7	1-3	.333	1-3	.333	0-0	.000	0	1	1	0.5	2-0	4	3	1	0	3	1.5
TOTAL		2-0	15/7.7	1-3	.333	1-3	.333	0-0	.000	0	1	1	0.5	2-0	4	3	1	0	3	1.5

CAREER HIGHS

Statistic	Value	
Points	3	vs Wartburg 11/07/22
Rebounds	1	at Richmond 11/11/22
Assists	4	vs Wartburg 11/07/22
Blocks	1	vs Wartburg 11/07/22
FG Made	1	vs Wartburg 11/07/22
FG Attempts	3	vs Wartburg 11/07/22
3FG Made	1	vs Wartburg 11/07/22
3FG Attempts	3	vs Wartburg 11/07/22

SEASON HIGHS

Points.....	3
Rebounds.....	1
Assists.....	4
Steals.....	0
Blocks.....	1
Turnovers.....	3
FG Made.....	1
3FG Made.....	1
FT Made.....	0
Minutes	14





Landon Wolf
6-5, Fr., Guard
Cedar Falls, Iowa

#3

ACCOMPLISHMENTS

2021-22: Redshirt

BIOGRAPHY

FRESHMAN (2021-22): Redshirt

HIGH SCHOOL: Wolf was a multi-year, multi-sport letterwinner at Cedar Falls High School between basketball and football ... He played two active seasons under coach Ryan Schultz and totaled 662 points, 217 rebounds, 83 assists, 50 steals, and 19 blocks while reaching the Class 4A semifinals in each year (third place as a junior in 2019-20) ... He shot 47.5% overall (231-of-486), 45.3% from behind the arc (132-of-291), and 89.4% from the charity stripe (68-of-76) ... As a senior team captain, Wolf was a 2020-21 McDonald's All-America nominee, IPSWA Class 4A First Team All-State, *Des Moines Register* Class 4A First Team All-State, and a Pizza Ranch IBCA All-State Game All-Tournament Team selection ... He was also the Pizza Ranch IBCA All-State Game Three-Point Champion ... Wolf ranked fifth in the entire state with a class-high 77 three-pointers made in 2020-21 and averaged 16.9 points per game for the season ... As a junior, he earned Class 4A All-Tournament Team, IBCA All-Substate Team, and IPSWA Class 4A Third Team All-State recognition and finished third in Class 4A in free throw percentage (91.4%, 32-of-35) ... The Tigers won the state championship during his sophomore year in 2018-19 ... He also saw action at quarterback in two seasons of football ... Wolf signed with UNI over recruiting interest from Toledo, South Dakota, Wisconsin, Davidson, and Milwaukee.

PERSONAL: Landon is a son of Paul Wolf (former UNI linebacker, team captain in 1994) and Stacey Wolf and a brother of current UNI football wide receiver Logan Wolf (member of UNI men's basketball team in previous two seasons as well) and Leyton Wolf. He is also a cousin of current UNI women's basketball center Cynthia Wolf...Majoring in Management: Business Administration.

CAREER STATS

				Field Goals		3-Point		F-Throws		Rebounds								Scoring		
SEASON	TEAM	GP-GS	MIN/AVG	FG-FGA	FG%	3FG-3FGA	3FG%	FT-FTA	FT%	OFF	DEF	TOT	AVG	PF-FO	A	TO	BLK	STL	PTS	AVG
2022-23	UNI	2-0	42/20.9	5-14	.357	4-11	.364	4-5	.800	0	3	3	1.5	2-0	1	3	1	4	18	9.0
TOTAL		2-0	42/20.9	5-14	.357	4-11	.364	4-5	.800	0	3	3	1.5	2-0	1	3	1	4	18	9.0

CAREER HIGHS

Statistic	Value
Points	18 vs Wartburg 11/07/22
Rebounds	2 at Richmond 11/11/22
Assists	1 vs Wartburg 11/07/22
Steals	3 vs Wartburg 11/07/22
Blocks	1 at Richmond 11/11/22
FG Made	5 vs Wartburg 11/07/22
FG Attempts	10 vs Wartburg 11/07/22
3FG Made	4 vs Wartburg 11/07/22
3FG Attempts	8 vs Wartburg 11/07/22
FT Made	4 vs Wartburg 11/07/22
FT Attempts	5 vs Wartburg 11/07/22

SEASON HIGHS

Points.....	18
Rebounds.....	2
Assists.....	1
Steals.....	3
Blocks.....	1
Turnovers.....	2
FG Made.....	5
3FG Made.....	4
FT Made.....	4
Minutes	25





Trey Campbell
6-3, Fr., Guard
Cedar Falls, Iowa

#4

ACCOMPLISHMENTS

BIOGRAPHY

HIGH SCHOOL: Campbell was a four-year varsity letter winner at Cedar Falls High School ... Helped the Tigers to three Class 4A state tournament appearances, including the 2021 state championship, a quarterfinal appearance in 2022, and a 3rd place finish in 2020 ... Averaged 24.4 points per game during his senior season with 6.0 rebounds, 4.2 assists and 2.2 steals per game ... Shot 54.3% from the field and 42.4% from beyond the three-point arc as a senior ... 2022 Mississippi Valley Conference (Mississippi Division) Player of the Year ... 2022 Des Moines Register All-Iowa Elite Team ... 2022 Iowa Mr. Basketball nominee ... Two-time All-Mississippi Valley Conference (2021, 2022) ... Two-time All-Metro team (2021, 2022) ... Two-time Class 4A All-State selection, earning second team honors as a junior and first team as a senior ... Was also a four-year letter winner in both football and track ... Member of Cedar Falls' 2021 state track championship team ... Eight-time state track medalist ... Member of 2021 4A distance medley championship team, recording the 5th fastest time in state history ... 2022 State runner-up in the long jump.

PERSONAL: Trey is the son of Terrance and Kick Campbell ... Has three older siblings.

CAREER STATS

			Field Goals		3-Point		F-Throws		Rebounds							Scoring				
SEASON	TEAM	GP-GS	MIN/AVG	FG-FGA	FG%	3FG-3FGA	3FG%	FT-FTA	FT%	OFF	DEF	TOT	AVG	PF-FO	A	TO	BLK	STL	PTS	AVG
2022-23	UNI	2-2	47/23.4	8-15	.533	1-6	.167	0-0	.000	2	3	5	2.5	2-0	4	4	1	3	17	8.5
TOTAL		2-2	47/23.4	8-15	.533	1-6	.167	0-0	.000	2	3	5	2.5	2-0	4	4	1	3	17	8.5

CAREER HIGHS

Statistic	Value	
Points	11	vs Wartburg 11/07/22
Rebounds	4	at Richmond 11/11/22
Assists	2	vs Wartburg 11/07/22, at Richmond 11/11/22
Steals	2	vs Wartburg 11/07/22
Blocks	1	at Richmond 11/11/22
FG Made	5	vs Wartburg 11/07/22
FG Attempts	8	vs Wartburg 11/07/22
3FG Made	1	vs Wartburg 11/07/22
3FG Attempts	4	vs Wartburg 11/07/22

SEASON HIGHS

Points.....	11
Rebounds.....	4
Assists.....	2 (x2)
Steals.....	2
Blocks.....	1
Turnovers.....	2 (x2)
FG Made.....	5
3FG Made.....	1
FT Made.....	0
Minutes	29





Charlie Miller
6-0 Fr., Guard
Lumberton, North Carolina

#12

ACCOMPLISHMENTS

BIOGRAPHY

HIGH SCHOOL: Played a post-graduate season with the Flight 22 Basketball program in 2021-22 ... Two-time all-conference guard at Lumberton High School ... Reached the North Carolina Class 4A state playoffs twice, finishing as east region champions as a junior in 2019-20, and reaching the Final Four as a senior in 2020-21 ... Averaged 16.4 points, 4.9 rebounds, 4.9 assists and 2.0 steals during his senior season with the Pirates ... Two-time All-County selection ... First Team All-Region and Third Team All-State in 2020-21 ... Played in the North Carolina East-West All-Star Game as a senior ... Also played golf during his high school career.

PERSONAL: Son of Ben and Heather Miller ... Has one sister (Betsie) ... Father Ben served as head coach at Division II UNC Pembroke (2008-19) ... Grandson of former Ohio State (1976-86) and UNI (1986-98) head men's basketball coach Eldon Miller (1986-98) ... Majoring in Business.

CAREER STATS

SEASON HIGHS

CAREER HIGHS

Points.....	0
Rebounds.....	0
Assists.....	0
Steals.....	0
Blocks.....	0
Turnovers.....	0
FG Made.....	0
3FG Made.....	0
FT Made.....	0
Minutes	0





Bowen Born
5-11, So., Guard
Norwalk, Iowa

#13

ACCOMPLISHMENTS

2022-23: Preseason Second Team All-MVC, Field of 68 Almanac MVC Preseason Breakout Player and Second Team All-Conference.

2021-22: MVC Sixth Man of the Year, MVC All-Bench Team, Played in 30 games

2020-21: MVC Freshman of the Year, MVC All-Freshman Team, MVC Newcomer of the Week (Feb. 28, 2021), Played in 25 games

BIOGRAPHY

FRESHMAN (2021-22): MVC Sixth Man of the Year...MVC All-Bench Team... Played in 30 games this season... Scored 221 total points (7.4 PPG) and racked up 38 total rebounds (1.8 RPG)... Shot a 44.2% FG, 33.7% 3FG, and 90.7% this season... Tallied 56 assists and 27 steals this season while averaging 23.8 minutes per game... Scored a season high 20 points vs. Loyola-Chicago (2/26/22) and moved into 4th on program's all-time career free throw percentage list (85.0%).

FRESHMAN (2020-21): MVC Freshman of the Year, MVC All-Freshman Team honoree ... Started all 25 games ... Scored 281 points, averaging 11.2 points per game, shot 37.9 percent from the field and 34.6 percent from beyond the arc, grabbed 58 rebounds, dished out 58 assists, and added 18 steals ... Grabbed 17 points against Bradley (1/11/21) going 5-of-8 from the field ... Finished with a career-high five steals against Valparaiso (2/14/21) ... Secured a career-high 21 points against Illinois State (2/27/21) going 6-of-12 from the field to earn MVC Newcomer of the Week honors.

HIGH SCHOOL: Bowen Born is a 5'11 guard from Norwalk High School ... Bowen led the Warriors to three state tournaments and earned Second Team All-State honors as a sophomore and First Team honors in his junior and senior seasons ... He led the Warriors to the state championship game as a junior and claimed the state championship as a senior ... He was the captain of the All-Tournament Team in each season ... Born finished his career as one of the best Iowa high school players in the state's history, averaging 36.4 points per game, shooting 54.4 percent from the field and 40.6 percent from the three-point arc ... Born was named Iowa's Mr. Basketball, Iowa Gatorade Player of the Year, and First Team All-State ... Born finished his prep career ranked sixth in the state of Iowa in all-time scoring with 2,494 points.

PERSONAL: Bowen is the son of Mike and Vicki Born...Majoring in Psychology.

CAREER STATS

		Field Goals		3-Point		F-Throws		Rebounds		Scoring	
SEASON TEAM	GP-GS	MIN/AVG	FG-FGA	FG%	3FG-3FGA	3FG%	FT-FTA	FT%	OFF DEF TOT AVG	PF-FO	A TO BLK STL PTS AVG
2020-21 UNI	25-25	764/30.6	92-243	.379	45-130	.346	52-64	.813	12 51 63 2.5	48-0	58 37 0 18 281 11.2
2021-22 UNI	30-1	710/23.7	76-172	.442	30-89	.337	39-43	.907	3 35 38 1.3	51-0	56 31 2 27 221 7.4
2022-23 UNI	2-2	57/28.4	13-28	.464	3-12	.250	7-8	.875	0 3 3 1.5	1-0	4 0 0 0 36 18.0
TOTAL	57-28	1531/26.9	181-443	.409	78-231	.338	98-115	.852	15 89 104 1.8	100-0	118 68 2 45 538 9.4

CAREER HIGHS

Statistic	Value
Points	21 at Illinois St. 02/27/21
Rebounds	5 vs Missouri St. 12/28/20, at Evansville 01/02/21
Assists	7 at Illinois St. 02/27/21
Steals	5 vs Valparaiso 02/14/21
Blocks	1 vs Bradley 02/02/22, vs Loyola Chicago 02/26/22
FG Made	7 vs St. Ambrose 12/04/20, vs Missouri St. 02/20/22, vs Wartburg 11/07/22
FG Attempts	19 vs St. Ambrose 12/04/20
3FG Made	4 vs Utah St. 11/27/20
3FG Attempts	9 vs Utah St. 11/27/20, vs Drake 02/17/21
FT Made	6 at Illinois St. 02/27/21, at Evansville 01/02/21, vs Loyola Chicago 02/26/22
FT Attempts	8 at Illinois St. 02/27/21

SEASON HIGHS

Points.....	19
Rebounds.....	2
Assists.....	3
Steals.....	0
Blocks.....	0
Turnovers.....	0
FG Made.....	7
3FG Made.....	2
FT Made.....	4
Minutes	35





Michael Duax
6-6, Fr., Guard/Forward
Dubuque, Iowa

#15

ACCOMPLISHMENTS

2021-22: Redshirt

BIOGRAPHY

FRESHMAN (2021-22): Redshirt

HIGH SCHOOL: Duax played three seasons with Dubuque Hempstead High School and competed under coach Curt Deutsch ... He recorded 1,209 points, 424 rebounds, 195 assists, 139 steals, and 47 blocks for the Mustangs while starting all 63 appearances ... Duax finished his prep career as the two-time Mississippi Valley Conference Valley Division Player of the Year and a two-time IPSWA Class 4A First Team honoree ... As a senior, he was a *Des Moines Register* All-State Elite Team and Class 4A First Team selection and the *Telegraph Herald* All-Area Boys Basketball Player of the Year while averaging 21.9 points per game and ranking second among Class 4A players in field goals made (166) and third in total points scored (416) ... In his junior season, he averaged 21.0 points per game and finished second in Class 4A for field goal attempts (373), third in field goals made (187), and fifth in total points (482) ... Duax also averaged 14.8 points per game as a sophomore ... He was a McDonald's All-America nominee, a team captain, a National Honor Society member, and a part of the Dubuque Area Youth Leadership Council before signing with UNI over interest from South Dakota State and Western Illinois among others.

PERSONAL: Michael is the son of Bob and Katie Duax ... Father Bob played football at UNI in the 1980s ... Majoring in Biology.

CAREER STATS

				Field Goals		3-Point		F-Throws		Rebounds								Scoring			
SEASON	TEAM	GP-GS	MIN	AVG	FG-FGA	FG%	3FG-3FGA	3FG%	FT-FTA	FT%	OFF	DEF	TOT	AVG	PF-FO	A	TO	BLK	STL	PTS	AVG
2022-23	UNI	2-0	32	16.0	4-7	.571	0-0	.000	1-5	.200	4	2	6	3.0	5-0	1	1	0	2	9	4.5
TOTAL		2-0	32	16.0	4-7	.571	0-0	.000	1-5	.200	4	2	6	3.0	5-0	1	1	0	2	9	4.5

CAREER HIGHS

Statistic	Value
Points	6 vs Wartburg 11/07/22
Rebounds	4 vs Wartburg 11/07/22
Assists	1 vs Wartburg 11/07/22
Steals	2 vs Wartburg 11/07/22
FG Made	3 vs Wartburg 11/07/22
FG Attempts	5 vs Wartburg 11/07/22
FT Made	1 at Richmond 11/11/22
FT Attempts	3 vs Wartburg 11/07/22

SEASON HIGHS

Points.....	6
Rebounds.....	4
Assists.....	1
Steals.....	2
Blocks.....	0
Turnovers.....	1
FG Made.....	3
3FG Made.....	0
FT Made.....	1
Minutes	25





Chase Courbat
6-9, Fr., Forward
Cedar Falls, Iowa

#20

ACCOMPLISHMENTS

2021-22: Redshirt

BIOGRAPHY

FRESHMAN (2021-22): Redshirt

HIGH SCHOOL: Courbat was a four-year varsity letterwinner for Cedar Falls High School and coach Ryan Schultz ... He totaled 637 points, 438 rebounds, and 123 blocked shots across four seasons including starting roles as an upperclassman ... Courbat shot over 50% in each year (62.7% overall on 277-of-442 shooting) ... The Tigers reached the Class 4A semifinals in all four active seasons with back-to-back state championships in 2017-2018 and 2018-2019 ... He was a McDonald's All-America nominee that earned 2020-21 IPSWA Class 4A Third Team All-State recognition as a team captain in his senior year ... Courbat averaged 10.6 points per game and 8.1 rebounds per game and finished the season ranking third among Class 4A players in offensive rebounds (76) and fifth in rebounds (171) and blocks (35) ... He had 9.8 points per game and 6.7 rebounds per game as a junior and helped Cedar Falls claim third place at the state tournament ... He was fourth in Class 4A for blocks (47) and fifth for offensive rebounds (62) as well ... Courbat received recruiting interest from Oregon State, Iowa, Creighton, Virginia Tech, Princeton, Stanford, and Wisconsin before signing with UNI.

PERSONAL: Chase is the son of Shaun and Stacey Courbat. He is also the grandson of UNI Hall of Fame Class of 2008 inductee John Martin (1967-70, forward, 1,027 career points)...Majoring in Management: Business Administration.

CAREER STATS

SEASON	TEAM	GP-GS	MIN/AVG	Field Goals		3-Point		F-Throws		Rebounds				Scoring			
				FG-FGA	FG%	3FG-3FGA	3FG%	FT-FTA	FT%	OFF	DEF	TOT	AVG	PF	FO	A	TO
2022-23	UNI	2-0	10/4.8	2-2	1.000	0-0	.000	0-0	.000	0	6	6	3.0	0-0	0	0	0
TOTAL		2-0	10/4.8	2-2	1.000	0-0	.000	0-0	.000	0	6	6	3.0	0-0	0	0	0

CAREER HIGHS

Statistic	Value
Points	4 vs Wartburg 11/07/22
Rebounds	6 vs Wartburg 11/07/22
FG Made	2 vs Wartburg 11/07/22
FG Attempts	2 vs Wartburg 11/07/22

SEASON HIGHS

Points.....	4
Rebounds.....	6
Assists.....	0
Steals.....	0
Blocks.....	0
Turnovers.....	0
FG Made.....	1
3FG Made.....	1
FT Made.....	3
Minutes	8





Derek Krogmann
6-7, R-So., Forward
Manchester, Iowa

#23

ACCOMPLISHMENTS

2021-22: Played in 8 games

2020-21: Played in 8 games

BIOGRAPHY

SOPHOMORE (2021-22): Played in 8 games and scored 2 points on the season vs Dubuque (11/14/21)... Grabbed 1 rebound, dished out 1 assist and recorded 1 steal vs Dubuque (11/14/21)... Grabbed 1 rebound at BYU (3/19/22) and averaged 1.9 minutes per game.

SOPHOMORE (2020-21): Played in 8 games, scored two points, shot 16.7 percent from the field, finished with five rebounds and one block ... Hauled in a career-high three rebounds against St. Ambrose (12/4/20) ... Scored a career-high two points against Loyola (1/17/21).

FRESHMAN (2019-20): Redshirt.

HIGH SCHOOL: Derek Krogmann has earned a varsity letter in four straight years under coach Matt Uthoff at West Delaware High School ... As a freshman during the 2015-16 season, Krogmann earned Second Team All-Conference honors and backed it up with a Second Team All-State honor as a sophomore ... The 6'7 forward dominated the court as a junior averaging 20.7 points per game and bringing in 12.4 rebounds per game ... Krogmann earned Second Team All-State honors as a junior and became just the fourth member of West Delaware High School's 1,000-point club ... As a senior, the standout forward finished with a First Team All-State honor.

PERSONAL: Derek is the son of Ellen and Al Krogmann ... Majoring in Finance: Financial Management.

CAREER STATS

SEASON TEAM	GP-GS	MIN/AVG	Field Goals		3-Point		F-Throws		Rebounds				Scoring			
			FG-FGA	FG%	3FG-3FGA	3FG%	FT-FTA	FT%	OFF	DEF	TOT	AVG	PF	FO	A	TO
2020-21 UNI	8-0	16/2.1	1-6	.167	0-0	.000	0-1	.000	1	4	5	0.6	0-0	1	0	1
2021-22 UNI	8-0	15/1.9	1-1	1.000	0-0	.000	0-0	.000	1	1	2	0.3	0-0	1	0	1
2022-23 UNI	2-0	19/9.7	3-4	.750	0-0	.000	0-1	.000	3	4	7	3.5	3-0	1	1	0
TOTAL	18-0	51/2.8	5-11	.455	0-0	.000	0-2	.000	5	9	14	0.8	3-0	3	1	1

CAREER HIGHS

Statistic	Value
Points	6 vs Wartburg 11/07/22
Rebounds	6 vs Wartburg 11/07/22
Assists	1 vs St. Ambrose 12/04/20, vs Dubuque 11/14/21, vs Wartburg 11/07/22
Steals	1 vs Dubuque 11/14/21
Blocks	1 vs St. Ambrose 12/04/20
FG Made	3 vs Wartburg 11/07/22
FG Attempts	3 vs St. Ambrose 12/04/20, vs Wartburg 11/07/22
FT Attempts	1 vs St. Ambrose 12/04/20, vs Wartburg 11/07/22

SEASON HIGHS

Points.....	6
Rebounds.....	6
Assists.....	3
Steals.....	1
Blocks.....	1
Turnovers.....	1
FG Made.....	3
3FG Made.....	0
FT Made.....	0
Minutes	19





Hunter Jacobson
6-1, Fr., Guard
Cedar Falls, Iowa

#30

ACCOMPLISHMENTS

BIOGRAPHY

HIGH SCHOOL: Three-sport athlete at Cedar Falls High School, earning All-Metro and All-Conference honors in basketball, football and track & field ... Scored 104 points during his junior basketball season while shooting 52.7% from the field with 61 rebounds, 45 assists and 18 steals, helping the Tigers reach the 4A state tournament semifinals in 2021 ... Missed his senior basketball season due to injury ... Played three years of varsity football, throwing 17 career touchdowns for the Tigers with 53.6% completion and 1,343 yards ... Also carried the ball 106 times for 486 rushing yards and three touchdowns ... Finished third in the Class 4A 4x800 relay at the 2021 state track & field championships, and was part of the third place Cedar Falls sprint medley relay team at the 2021 Drake Relays.

PERSONAL: Son of Ben and Dawn Jacobson ... Has a younger brother (Tanner).

CAREER STATS

SEASON HIGHS

CAREER HIGHS

Points.....	0
Rebounds.....	0
Assists.....	0
Steals.....	0
Blocks.....	0
Turnovers.....	0
FG Made.....	0
3FG Made.....	0
FT Made.....	0
Minutes	0





#32

2022-23: Recorded first career double-double at Richmond (13 points-10 rebounds)
2021-22: Played in 30 games
2020-21: Played in 11 games after recovering from knee injury suffered in preseason

FRESHMAN (2021-2022): Played in 30 games... Scored 50 points, averaging 1.7 PPG... Grabbed 61 rebounds, averaging 2.0 RPG, shot 47.8% from the field... Had 13 steals, 2 assists, and 2 blocks... Averaged 8.2 MPG... Scored career-high 12 points vs Valparaiso (1/5/22). Grabbed 9 rebounds, a career-high, vs both Marshall, and Wyoming... Made a career high 6 field goals vs. Valparaiso.

FRESHMAN (2020-21): Played in 11 games ... Scored 27 points, averaging 2.5 points per game, shot 47.6 percent from the floor and 37.5 percent from the three-point line, finished with 19 rebounds, 13 steals, and 10 assists ... Notched a career-high eight points and five steals against Southern Illinois (1/31/21) going 3-of-5 from the field ... Tallied a career-high three assists against Indiana State (2/7/21).

HIGH SCHOOL: Tytan Anderson is a 6'6 forward out of North Scott High School ... Tytan led the Lancers to a fourth-place finish in the state tournament as a junior under head coach Shamus Budde ... He was named a Second Team All-State pick in his junior season averaging 13.7 points per game and hauling in 8.2 rebounds per game ... Anderson led the Lancers to a conference championship and another state tournament berth as a senior while averaging 18.9 points per game and hauling in 9.8 rebounds per game ... Anderson was named a First Team All-State selection and finished his career with 972 points and 546 rebounds.

PERSONAL: Tytan is the son of Tim and Tiffany Anderson...Majoring in Management: Business Administration.

SEASON HIGHS

				Field Goals		3-Point		F-Throws		Rebounds				PF-FO		A		BLK STL		Scoring						
SEASON	TEAM	G	P	MIN	AVG	FG	FGA	FG%	3FG	3FGA	3FG%	FT	FTA	FT%	OFF	DEF	TOT	AVG	PF	FO	A	TOT	BLK	STL	PTS	AVG
2020-21	UNI	11-0	125	11.4		10-21	.476		3-8	.375		4-7	.571		11	8	19	1.7	12-0	10	12	1	13	27	2.5	
2021-22	UNI	30-2	250	8.3		22-46	.478		0-6	.000		6-16	.375		19	42	61	2.0	38-0	2	10	2	13	50	1.7	
2022-23	UNI	2-2	50	25.2		7-15	.467		0-0	.000		5-5	1.000		8	14	22	11.0	4-0	1	2	2	3	19	9.5	
TOTAL		43-4	426	9.9		39-82	.476		3-14	.214		15-28	.536		38	64	102	2.4	54-0	13	24	5	29	96	2.2	

Points.....	13
Rebounds.....	12
Assists.....	1
Steals.....	2
Blocks.....	2
Turnovers.....	2
FG Made.....	4
3FG Made.....	0
FT Made.....	5
Minutes	31

Statistic	Value	
Points	13	at Richmond 11/11/22
Rebounds	12	vs Wartburg 11/07/22
Assists	3	vs Indiana St. 02/07/21
Steals	5	at Southern Ill. 01/31/21
Blocks	2	vs Wartburg 11/07/22
FG Made	6	vs Valparaiso 01/05/22
FG Attempts	10	at Richmond 11/11/22
3FG Made	2	at Southern Ill. 01/31/21
3FG Attempts	3	at Southern Ill. 01/31/21, vs Indiana St. 02/06/21
FT Made	5	at Richmond 11/11/22
FT Attempts	6	vs Illinois St. 01/29/22





Drew Daniel
6-7, So., Guard
West Des Moines, Iowa

#33

ACCOMPLISHMENTS

2021-22: Played in 9 games

2020-21: Played in 10 games

BIOGRAPHY

FRESHMAN (2021-22): Played in 9 games... scored 11 points, averaging 1.0 points per game, totaled 4 rebounds, and averaged 2.1 minutes per game... Notched career-highs with 10 points, 3 rebounds, 3 assists, 4 made field goals, and 2 made three-point field goals vs. Dubuque (11/14/21).

FRESHMAN (2020-21): Played in 10 games ... Scored three points, shot 25.0 percent from the field and 50.0 percent from beyond the arc... scored a career-high three points against St. Ambrose (12/4/20).

HIGH SCHOOL: Drew Daniel is a 6-6 Dowling Catholic High School product from West Des Moines, Iowa ... Daniel led the Maroons to back-to-back state tournament appearances in 2019 and 2020 ... He was named a Second Team All-CIML forward after averaging 8.7 points per game and 5.8 rebounds per game while shooting 37 percent from beyond the three-point arc.

PERSONAL: Drew is the son of Dave and Jen Daniel...Majoring in Management: Business Administration.

CAREER STATS

				Field Goals		3-Point		F-Throws		Rebounds								Scoring			
SEASON	TEAM	GP-GS	MIN	AVG	FG-FGA	FG%	3FG-3FGA	3FG%	FT-FTA	FT%	OFF DEF	TOT	AVG	PF-FO	A	TO	BLK	STL	PTS	AVG	
2020-21	UNI	10-0	20/2.0	1.4	25.0		1-2	.500	0-0	.000	0	0	0	0.0	0-0	0	1	0	0	3	0.3
2021-22	UNI	9-0	19/2.1	5-8	.625		3-6	.500	0-0	.000	2	4	6	0.7	0-0	4	1	0	1	13	1.4
2022-23	UNI	2-0	24/12.2	4-9	.444		3-8	.375	0-0	.000	1	2	3	1.5	4-0	1	0	0	2	11	5.5
TOTAL		21-0	63/3.0	10-21	.476		7-16	.438	0-0	.000	3	6	9	0.4	4-0	5	2	0	3	27	1.3

CAREER HIGHS

Statistic	Value	
Points	11	vs Wartburg 11/07/22
Rebounds	3	vs Dubuque 11/14/21, vs Wartburg 11/07/22
Assists	3	vs Dubuque 11/14/21
Steals	1	at BYU 03/19/22, vs Wartburg 11/07/22, at Richmond 11/11/22
FG Made	4	vs Dubuque 11/14/21, vs Wartburg 11/07/22
FG Attempts	8	vs Wartburg 11/07/22
3FG Made	3	vs Wartburg 11/07/22
3FG Attempts	7	vs Wartburg 11/07/22

SEASON HIGHS

Points.....	11
Rebounds.....	3
Assists.....	1
Steals.....	1 (x2)
Blocks.....	0
Turnovers.....	0
FG Made.....	4
3FG Made.....	3
FT Made.....	0
Minutes	19





James Betz
6-6, Jr., Forward
Ventura, Iowa

#34

ACCOMPLISHMENTS

2021-22: Played in 11 games

2020-21: Played in 20 games

2019-20: Played in 15 games

BIOGRAPHY

SOPHOMORE (2021-2022): Played in 11 games... Scored 11 points, averaging 1 PPG... grabbed 4 rebounds... Averaged 2.9 MPG Scored season-high 9 points, to go along with 2 rebounds vs Dubuque (11/14/21).

SOPHOMORE (2020-21): Played in 20 games ... Scored 76 points, averaging 3.8 points per game, shot 43.2 percent from the floor and 34.8 percent from the three-point line, grabbed 28 rebounds, averaging 1.4 rebounds per game, finished 10 assists, five blocks, and four steals ... Scored a season-high 14 points in back-to-back games against Utah State (11/27/20) and St. Ambrose (12/4/20) ... Hauled in six rebounds against Bradley (1/11/21) ... Finished with a career-high three blocks against Illinois State (3/4/21) in the opening round of Arch Madness.

FRESHMAN (2019-20): Played in 15 games ... Scored his first career points against Old Dominion (11/5/19) going 2-of-4 from the field and hauled in two rebounds ... Played a season-high 22 minutes against Cornell College (11/20/19) going 6-of-11 from the field for a career-high 16 points ... Recorded his first career block against Northern Illinois (11/9/19) ... hauled in a season-high five rebounds against Luther (12/2/19) ... Season ended early due to COVID-19.

HIGH SCHOOL: James Betz was a four-year varsity player at Garner-Hayfield-Ventura High School playing his senior season under the direction of coach Jake Young ... The 6'6 forward earned Second Team All-Conference honors as a freshman before earning a spot on an all-state team in his sophomore campaign ... As a junior in 2017-18, Betz averaged 15.4 points per game, shot 30-of-76 from beyond the arc and grabbed 6.9 rebounds per game ... Betz capped off his junior season with Second Team All-State honors and earned the honor again after his senior campaign.

PERSONAL: James is the son of Barb and Phil Betz ... Majoring in Movement & Exercise Science.

CAREER STATS

					Field Goals		3-Point		F-Throws		Rebounds								Scoring		
SEASON	TEAM	GP-GS	MIN	AVG	FG-FGA	FG%	3FG-3FGA	3FG%	FT-FTA	FT%	OFF	DEF	TOT	TOT AVG	PF-FO	A	TO	BLK	STL	PTS	AVG
2019-20	UNI	15-0	87	5.8	16-35	.457	2-11	.182	7-7	1.000	6	11	17	1.1	9-0	3	6	2	1	41	2.7
2020-21	UNI	20-4	193	9.6	32-74	.432	8-23	.348	4-6	.667	12	16	28	1.4	22-0	10	8	5	4	76	3.8
2021-22	UNI	11-0	32	2.9	4-8	.500	1-5	.200	2-2	1.000	0	4	4	0.4	4-0	0	1	0	0	11	1.0
2022-23	UNI	2-2	40	20.2	5-13	.385	3-8	.375	0-0	.000	2	3	5	2.5	3-0	2	2	0	2	13	6.5
TOTAL		48-6	352	7.3	57-130	.438	14-47	.298	13-15	.867	20	34	54	1.1	38-0	15	17	7	7	141	2.9

CAREER HIGHS

Statistic	Value
Points	16 vs Cornell College 11/20/19
Rebounds	6 vs Bradley 01/11/21
Assists	2 at Richmond 12/09/20, at Illinois St. 02/26/21, vs Illinois St. 03/04/21
Steals	2 vs Bradley 01/10/21
Blocks	3 vs Illinois St. 03/04/21
FG Made	6 vs Cornell College 11/20/19, vs St. Ambrose 12/04/20
FG Attempts	11 vs Cornell College 11/20/19
3FG Made	4 vs Utah St. 11/27/20
3FG Attempts	6 at Richmond 11/11/22
FT Made	4 vs Cornell College 11/20/19
FT Attempts	4 vs Cornell College 11/20/19

SEASON HIGHS

Points.....	7
Rebounds.....	3
Assists.....	1 (x2)
Steals.....	1 (x2)
Blocks.....	0
Turnovers.....	2
FG Made.....	3
3FG Made.....	2
FT Made.....	0
Minutes	27





Austin Phyfe
6-9, R-Sr., Forward
Waverly, Iowa

#50

ACCOMPLISHMENTS

2021-22: Preseason Third Team All-MVC, Senior CLASS Award Candidate, State Farm MVC Good Neighbor Award

2021-22: Preseason Second Team All-MVC, Senior CLASS Award Candidate, State Farm MVC Good Neighbor Award

2020-21: Third Team All-MVC, NABC Second Team All-District, MVC First Team Scholar-Athlete

2019-20: NABC All-District Team, First Team All-MVC, MVC First Team Scholar-Athlete, MVC Player of the Week

2018-19: Redshirt

2017-18: Played in 28 games

BIOGRAPHY

REDSHIRT JUNIOR (2021-22): Preseason Second Team All-MVC...State Farm MVC Good Neighbor Award...Senior CLASS Award Candidate... Played in 30 games... Scored 161 points, averaging 5.4 PPG... grabbed 66 rebounds, averaging 2.2 RPG... had 33 assists, to go along with 13 blocks and 4 steals. shot 53.4% from the field, and 63.5% from the free throw line... Averaged 12.1 MPG... Scored season-high 20 points including 9 free throws vs Nicholls State (11/9/21)... Made season high 8 shots vs. Wyoming... Finished season with highest career FG percentage in program history (60.4%).

REDSHIRT JUNIOR (2020-21): Third Team All-MVC ... NABC Second Team All-District ... MVC First Team Scholar-Athlete ... Started all 25 games ... Scored 309 points, averaging 12.4 points per game, shot 57.7 percent from the field and 32.0 percent from beyond the three-point arc, hauled in 183 rebounds, averaging 7.3 rebounds per game, finished with 62 assists, 17 blocks, and eight steals ... Knocked down 21 points against Missouri State (12/28/20) going 9-of-12 from the field ... Hauled in a season-high 13 rebounds against Southern Illinois (1/30/21) ... Finished with 18 points, nine rebounds, and five assists against Illinois State (2/27/21) ... Scored a season-high-tying 21 points against Illinois State (3/4/21).

REDSHIRT SOPHOMORE (2019-20): First Team All-MVC ... MVC First Team Scholar Athlete ... NABC All-District Team ... Scored 346 points, averaging 11.2 points per game, shot 67.1 percent from the field, hauled in 255 rebounds, averaging 8.2 rebounds per game, finished with 65 assists, 29 blocks, and 16 steals ... Scored a career-high 22 points against Northern Colorado (11/16/19) going 10-16 from the field... Notched a season-high four blocks against Loyola (1/26/20) ... Hauled in a career-high 18 rebounds against Southern Illinois (2/23/20) and at Drake (2/29/20) ... Season ended early due to COVID-19.

SOPHOMORE (2018-19): Redshirt ... Sideline by a season-ending illness after appearing in seven of the first eight games of the year ... Due to a shortened season, Phyfe recorded his season highs of nine points and five rebounds against Penn (11/16/18) in the third game of the season.

FRESHMAN (2017-18): Saw action in 28 games ... Made eight starts ... Shot 22-of-35 (62.9 percent) from the field in MVC play ... Knocked in two three-pointers and scored nine points in a 71-56 win vs. Missouri State (2/24/18) ... Had a streak of 14 consecutive free throws made snapped vs. Indiana State (2/3/18) ... Poured in 20 points and grabbed eight rebounds in his first career start in an 81-76 win over Valparaiso (1/13/18).

HIGH SCHOOL: The No. 2 recruit in the state of Iowa according to IowaPreps.com ... First Team All-State pick in Class 3A after leading the state in rebounds (337) as a senior ... Joined the 1,000-point club in his prep career ... Earned Second Team All-State honors from the Iowa Newspaper Association as a junior ... Notched Third Team All-State accolades as a sophomore.

PERSONAL: Born March 30, 1999 ... Son of Steve and Lisa Phyfe ... His father, Steve, played basketball for the Panthers from 1987-1990 ... His sister, Aftin, was a member of the UNI swimming and diving team... Double major in Elementary and Mid-Level Education.

CAREER STATS

SEASON TEAM	GP-GS	MIN/AVG	FG-FGA	FG%	3FG-3FGA	3FG%	FT-FTA	FT%	OFF	DEF	TOT	AVG	PF-FO	A	TO	BLK	STL	PTS	AVG
2017-18 UNI	28-8	274/9.8	32-52	.615	3-6	.500	22-30	.733	19	26	45	1.6	41-2	7	12	4	1	89	3.2
2018-19 UNI	7-0	67/9.6	8-15	.533	0-2	.000	2-5	.400	5	6	11	1.6	16-0	6	7	0	2	18	2.6
2019-20 UNI	31-31	842/27.1	147-219	.671	0-0	.000	52-85	.612	102	153	255	8.2	95-2	65	54	29	16	346	11.2
2020-21 UNI	25-25	676/27.1	128-222	.577	8-25	.320	45-77	.584	54	129	183	7.3	65-2	62	63	17	8	309	12.4
2021-22 UNI	30-7	363/12.1	62-116	.534	4-14	.286	33-52	.635	19	47	66	2.2	28-0	33	39	13	4	161	5.4
TOTAL	121-71	2222/18.4	377-624	.604	15-47	.319	154-249	.618	199	361	560	4.6	245-6	173	175	63	31	923	7.6

CAREER HIGHS

Statistic	Value	
Points	22	vs Northern Colo. 11/16/19
Rebounds	18	at Drake 02/29/20, vs Southern Ill. 02/23/20
Assists	7	at Loyola Chicago 02/15/20
Steals	3	at Evansville 02/01/20
Blocks	4	vs Loyola Chicago 01/26/20
FG Made	10	vs Northern Colo. 11/16/19
FG Attempts	18	at Illinois St. 02/27/21
3FG Made	2	vs Missouri St. 02/24/18, at St. Bonaventure 11/27/21
3FG Attempts	3	4 times
FT Made	9	vs Nicholls 11/09/21
FT Attempts	14	vs Nicholls 11/09/21

SEASON HIGHS

Points.....	0
Rebounds.....	0
Assists.....	0
Steals.....	0
Blocks.....	0
Turnovers.....	0
FG Made.....	0
3FG Made.....	0
FT Made.....	0
Minutes	0





**2022-23 UNI Men's Basketball
Combined Team Statistics
All games**

Page 1/1
as of Nov 12, 2022

Game Records

Record	Overall	Home	Away	Neutral
ALL GAMES	1-1	1-0	0-1	0-0
CONFERENCE	0-0	0-0	0-0	0-0
NON-CONFERENCE	1-1	1-0	0-1	0-0

Score by Periods

Team	1st	2nd	OT	TOT
UNI	82	78	0	160
Opponents	52	65	0	117

Team Box Score

No.	Player				Total		3-Point		F-Throw		Rebounds														
		GP-GS	MIN	AVG	FG-FGA	FG%	3FG-3FGA	3FG%	FT-FTA	FT%	OFF	DEF	TOT	AVG	PF	DQ	A	TO	BLK	STL	PTS	AVG			
13	BORN, Bowen	2-2	56:45	28.4	13-28	.464	3-12	.250	7-8	.875	0	3	3	1.5	1	0	4	0	0	0	36	18.0			
0	HEISE, Nate	2-2	56:34	28.3	8-17	.471	1-6	.167	7-12	.583	0	6	6	3.0	2	0	3	2	0	3	24	12.0			
32	ANDERSON, Tytan	2-2	50:18	25.2	7-15	.467	0-0	.000	5-5	1.000	8	14	22	11.0	4	0	1	2	2	3	19	9.5			
3	WOLF, Landon	2-0	41:45	20.9	5-14	.357	4-11	.364	4-5	.800	0	3	3	1.5	2	0	1	3	1	4	18	9.0			
4	CAMPBELL, Trey	2-2	46:48	23.4	8-15	.533	1-6	.167	0-0	.000	2	3	5	2.5	2	0	4	4	1	3	17	8.5			
34	BETZ, James	2-2	40:21	20.2	5-13	.385	3-8	.375	0-0	.000	2	3	5	2.5	3	0	2	2	0	2	13	6.5			
33	DANIEL, Drew	2-0	24:18	12.2	4-9	.444	3-8	.375	0-0	.000	1	2	3	1.5	4	0	1	0	0	2	11	5.5			
15	DUAX, Michael	2-0	32:00	16.0	4-7	.571	0-0	.000	1-5	.200	4	2	6	3.0	5	0	1	1	0	2	9	4.5			
23	KROGMANN, Derek	2-0	19:22	9.7	3-4	.750	0-0	.000	0-1	.000	3	4	7	3.5	3	0	1	1	0	0	6	3.0			
20	COURBAT, Chase	2-0	09:30	4.8	2-2	1.000	0-0	.000	0-0	.000	0	6	6	3.0	0	0	0	0	0	0	4	2.0			
2	PEKSARI, Ege	2-0	15:27	7.7	1-3	.333	1-3	.333	0-0	.000	0	1	1	0.5	2	0	4	3	1	0	3	1.5			
1	HENRY, Cole	1-0	06:52	6.9	0-1	.000	0-0	.000	0-0	.000	0	5	5	5.0	1	0	0	1	0	0	0	0.0			
Team											2	4	6				1								
Total		2	400		60-128	.469	16-54	.296	24-36	.667	22	56	78	39.0	29	0	22	20	5	19	160	80.0			
Opponents		2	400		42-110	.382	12-53	.226	21-29	.724	16	53	69	34.5	25	0	18	33	5	11	117	58.5			

Team Statistics

	UNI	OPP
Scoring	160	117
Points per game	80.0	58.5
Scoring margin	+21.5	-
Field goals-att	60-128	42-110
Field goal pct	.469	.382
3 point fg-att	16-54	12-53
3-point FG pct	.296	.226
3-pt FG made per game	8.0	6.0
Free throws-att	24-36	21-29
Free throw pct	.667	.724
F-Throws made per game	12.0	10.5
Rebounds	78	69
Rebounds per game	39.0	34.5
Rebounding margin	+4.5	-
Assists	22	18
Assists per game	11.0	9.0
Turnovers	20	33
Turnovers per game	10.0	16.5
Turnover margin	+6.5	-
Assist/turnover ratio	1.1	0.5
Steals	19	11
Steals per game	9.5	5.5
Blocks	5	5
Blocks per game	2.5	2.5
Winning streak	0	-
Home win streak	1	-
Attendance	3331	6814
Home games-Avg/Game	1-3331	1-6814
Neutral site-Avg/Game	-	0-0

Team Results

Date	Opponent		Score	Att.
11/07/2022	Wartburg	W	105-49	3331
11/11/2022	at Richmond	L	55-68	6814



Game 1 | UNI vs. Wartburg - Nov. 7, 2022



Official Basketball Box Score - Final
Wartburg at UNI
11/07/22 McLeod Center, Cedar Falls
2022-23 Men's Basketball

Game Time: 7:30 PM
Game Duration: 1:41
Attendance: 3,331

Officials: Dave Cusick, John Hendricks, Grant Derrick

Wartburg - 49

Record: 0-4

NO.	Name	Min	FG	3P	FT	Rebounds	Fouls	TP	AS	TO	ST	Blocks	+/-				
			M/A	M/A	M/A	OR DR TOT	P/PS					BS BA					
30	Marshall Williams	F 20:34	6-10	2-4	2-3	0 5 5	1 3	16	1	1	0	1	22				
25	Cody Hicks	C 18:54	4-5	0-0	0-1	1 1 2	0 1	8	0	2	0	0	25				
2	Jack Molestead	G 27:44	3-12	1-8	3-4	0 2 2	2 3	10	1	2	1	0	-36				
3	Drew Olson	G 21:31	1-3	0-1	0-0	1 2 3	1 1	2	4	2	1	0	-14				
10	Yasgan John	G 27:39	2-9	1-6	0-0	1 2 3	4 1	5	2	3	1	0	-24				
4	Austin Blenemann	G 12:39	1-3	0-2	2-2	0 1 1	1 1	4	2	1	0	0	-27				
5	Donovan Smith	12:54	0-2	0-0	0-0	0 2 2	1 0	0	0	2	0	0	-31				
40	Trent Allard	14:00	0-1	0-0	0-0	0 2 2	1 2	0	0	1	2	0	-24				
0	Richie Rosenblum	12:16	0-4	0-2	0-0	1 0 1	0 0	0	0	2	0	0	-20				
32	Abraham Cook	11:58	1-4	0-2	0-0	1 0 1	0 0	2	0	2	0	0	-28				
50	Nnamdi Onuagbo	07:06	0-0	0-0	0-0	0 0 0	0 0	0	0	0	0	0	-7				
12	Reid Wiley	05:35	0-2	0-0	2-4	0 0 0	0 0	1	2	2	0	0	-11				
21	Gabe Trujillo	03:10	0-1	0-0	0-0	0 1 1	1 0	0	0	0	0	0	-7				
23	Eric Bobbitt	02:25	0-0	0-0	0-0	0 1 1	0 0	0	0	1	0	0	-4				
24	Tanner Randall	02:25	0-1	0-0	0-0	0 0 0	0 0	0	0	0	0	0	-4				
Team			5			2	7	0	1	0	1	3	-56				
Totals			18-57	4-26	9-14	10	21	31	13	14	49	8	22	7	1	3	-56

Technical Fouls: NONE

UNI - 105

Record: 1-0

NO.	Name	Min	FG	3P	FT	Rebounds	Fouls	TP	AS	TO	ST	Blocks	±					
			M/A	M/A	M/A	OR	DR	TOT	P/PS			BS	BA					
34	James Betz	F 13:19	3-5	1-2	0-0	1	1	2	0	7	1	2	1	0	1			
0	Nate Heise	G 21:08	4-7	1-3	5-6	0	2	2	0	14	2	0	1	0	39			
4	Trey Campbell	G 17:02	5-8	1-4	0-0	0	1	1	0	11	2	2	2	0	23			
13	Bowen Born	G 20:48	7-11	2-5	3-4	0	1	1	0	19	3	0	0	0	38			
32	Tyler Anderson	G 19:01	3-5	0-0	0-0	3	9	12	2	2	6	1	0	2	0	27		
23	Derek Krogmann	19:00	3-3	0-0	0-1	3	3	6	3	1	6	1	1	0	0	31		
3	Landon Wolf	24:20	5-10	4-8	4-5	0	1	1	1	2	18	1	2	3	0	35		
15	Michael Duax	24:19	3-5	0-0	0-3	2	2	4	2	2	8	1	1	2	0	27		
33	Drew Daniel	19:44	4-8	3-7	0-0	1	2	3	3	0	11	1	0	1	0	24		
2	Ege Pekarsari	13:36	1-3	1-3	0-0	0	0	0	2	0	3	4	3	0	1	11		
20	Chase Courbat	07:41	2-2	0-0	0-0	0	6	6	0	0	4	0	0	0	0	9		
Team			1			3	4	0	1	0	1	0	1	0	1	56		
Totals			40-67			13-32	12-19	11	31	42	14	13	105	17	12	3	1	56

Technical Fouls: NONE

	WART	UNI
Biggest lead	0 (1 st 20:00)	56 (2 nd 1:21)
Best Scoring Run	7 (2 nd 6:35)	14 (1 st 14:00)
Lead Changes	0	0
Times Tied	1	0
Time with Lead	00:00	39:24
Points from Turnovers	16	27
Paint	26	48
Second Chance	4	14
Fast Breaks	6	17
Bench	8	48
Period by Period Scoring		
1st	20	49
2nd	53	52
TOT	73	105



Official Basketball Box Score - Final
UNI at Richmond
11/11/22 Robins Center, Richmond
2022-23 Men's Basketball

Game Time: 7:00 PM
Game Duration: 1:51
Attendance: 6,814

Officials: Chet Walker, Brooks Webb, Connor Mooney

UNI - 55

Record: 1-1

NO.	Name	Min	FG	3P	FT	Rebounds	Fouls	TP	AS	TO	ST	Blocks	+/-				
			M/A	M/A	M/A	OR	DR	TOT	P/PS			BS	BA				
34	James Betz	F 27:02	2-8	2-6	0-0	1	2	3	3	1	6	1	0	-7			
0	Nate Heise	G 35:26	4-10	0-3	2-5	0	4	4	2	3	10	1	2	-11			
4	Trey Campbell	G 29:46	3-7	0-2	0-0	2	2	4	2	0	6	2	2	-9			
13	Bowen Born	G 35:57	6-17	1-7	4-4	0	2	2	1	3	17	1	0	-16			
32	Tyler Anderson	G 31:17	4-10	0-0	5-5	5	5	10	2	4	13	0	2	-11			
1	Cole Henry	06:52	0-1	0-0	0-0	0	5	5	1	0	0	1	0	-7			
15	Michael Duax	07:41	1-2	0-0	1-2	2	0	2	3	1	3	0	0	-1			
3	Landon Wolf	17:25	0-4	0-3	0-0	0	2	2	0	0	0	1	1	-5			
33	Drew Daniel	04:34	0-1	0-1	0-0	0	0	0	0	0	0	0	1	-2			
23	Derek Krogmann	00:22	0-1	0-0	0-0	0	1	1	0	0	0	0	0	0			
2	Ege Pekarsari	01:49	0-0	0-0	0-0	0	1	1	0	0	0	0	0	2			
20	Chase Courbat	01:49	0-0	0-0	0-0	0	0	0	0	0	0	0	0	2			
Team			1			1	2	0	0	0	0	0	0	0			
Totals			20-61	3-22	12-17	11	25	36	15	12	55	5	8	7	2	4	-13

Technical Fouls: NONE

Richmond - 68

Record: 2-0

NO.	Name	Min	FG	3P	FT	Rebounds	Fouls	TP	AS	TO	ST	Blocks	+/-			
			M/A	M/A	M/A	OR DR TOT	P/PS					BS BA				
3	Tyler Burton	F 28:37	3-6	1-3	4-5	1 8 9	1 5	11	0	0	1	1	1	3		
15	Matt Grace	F 25:47	3-8	0-3	0-0	0 3 3	1 0	6	5	1	0	1	0	14		
32	Nest Quinn	G 19:07	2-3	0-0	4-6	2 3 5	2 5	8	3	1	0	1	0	4		
1	Jason Nelson	G 31:08	9-15	1-5	2-2	0 3 3	1 1	21	2	3	1	0	0	16		
22	Andre Gustavson	G 25:47	1-3	1-3	0-0	1 2 3	1 0	3	0	1	0	0	7			
4	DJ Bailey	14:36	0-3	0-1	0-0	0 2 2	1 2	0	0	1	0	0	1	2		
24	Isaiah Bigelow	18:43	0-4	0-3	0-0	1 6 7	3 1	0	0	2	1	0	0	6		
11	Jason Roche	21:33	5-8	4-6	0-0	1 1 2	0 0	14	0	0	0	1	0	16		
2	Marcus Randolph	10:34	1-2	1-2	2-2	0 1 1	2 1	5	0	2	1	0	0	5		
12	Malcolm Dread	01:02	0-1	0-1	0-0	0 0 0	0 0	0	0	0	0	0	0	-2		
21	Mike Waltz	01:02	0-0	0-0	0-0	0 0 0	0 0	0	0	0	0	0	0	-2		
34	Gabe Arizin	01:02	0-0	0-0	0-0	0 0 0	0 0	0	0	0	0	0	0	-2		
35	Aiden Noyes	01:02	0-0	0-0	0-0	0 0 0	0 0	0	0	0	0	0	0	-2		
Team			1			2	2	0	0	0	0	0	0			
Totals			24-53	6-27	12-15	6	32	38	12	15	68	10	11	4	2	13

Technical Fouls: NONE

	UNI	RIC
Biggest lead	4 (1 st 14:25)	16 (2 nd 11:30)
Best Scoring Run	5 (2 nd 9:11)	7 (2 nd 18:23)
Lead Changes	4	0
Times Tied	5	0
Time with Lead	05:19	31:08
Points from Turnovers	17	7
Paint	30	30
Second Chance	6	8
Fast Breaks	5	0
Bench	3	19
Period by Period Scoring		
1st	29	26
2nd	55	68
TOT	84	94

