

# CAROLINA

**GAME 15: Virginia**  
**Saturday, January 8**  
**Roy Williams Court at the**  
**Dean E. Smith Center**  
**Chapel Hill, N.C.**  
**1 p.m. – ESPN**

## 2021-22 SCHEDULE

### 10-4, 2-1 ACC

(7-0 Home, 3-1 Away, 0-3 Neutral)

#### NOVEMBER (AP rankings)

9	Loyola Maryland (19/-)	W, 83-67	ACCN
12	Brown (19/-)	W, 94-87	ACCN
16	at College of Charleston (18/-)	W, 94-83	CBSSN
20	vs. Purdue\$ (18/6)	L, 84-93	ESPN News
21	vs. Tennessee\$ (18/17)	L, 72-89	ESPN
23	UNC Asheville (-/-)	W, 72-53	RSN

#### DECEMBER

1	Michigan# (-/24)	W, 72-51	ESPN
5	at Georgia Tech (-/-)	W, 79-62	ESPN
11	Elon (-/-)	W, 80-63	ACCN
14	Furman (-/-)	W, 74-61	ESPN2
18	vs. Kentucky! (-/21)	L, 69-98	CBS
21	Appalachian State (-/-)	W, 70-50	ACCN

#### JANUARY

2	at Boston College (-/-)	W, 91-65	ESPN2
5	at Notre Dame (-/-)	L, 73-78	ESPN2
8	Virginia (-/-)	1 p.m.	ESPN
15	Georgia Tech	8 p.m.	ACCN
18	at Miami	7 p.m.	ACCN
22	at Wake Forest	8 p.m.	ACCN
26	Boston College		
29	NC State	2 p.m.	ACCN
31	at Louisville	7 p.m.	ESPN

#### FEBRUARY

5	Duke	6 p.m.	ESPN
8	at Clemson	9 p.m.	
12	Florida State	2 p.m.	
16	Pittsburgh	8 p.m.	ACCN
19	at Virginia Tech	4 p.m.	
21	Louisville	7 p.m.	ESPN
26	at NC State	2 or 4 p.m.	
28	Syracuse	7 p.m.	ESPN

#### MARCH

5	at Duke	6 p.m.	ESPN
8-12	ACC Tournament*		

#### SITE/SPECIAL EVENT KEY

\$ Basketball Hall of Fame Tipoff Tournament, Uncasville, Conn.

# ACC-Big Ten Challenge

! CBS Sports Classic, Las Vegas

\* ACC Tournament, Brooklyn

All times Eastern

## UNC vs. VIRGINIA BROADCAST INFORMATION

**TV:** ESPN (Dan Shulman, Jay Bilas)

**RADIO:** Tar Heel Sports Properties (Jones Angell, Eric Montross, Adam Lucasm, Dave Nathan)

**SATELLITE RADIO:** XM 382, Sirius/XM App 972

**7 NATIONAL CHAMPIONSHIPS: NCAA 1957, 1982, 1993, 2005, 2009, 2017; Helms 1924**

**20 FINAL FOURS**

**51 NCAA TOURNAMENT APPEARANCES**

**32 ACC REGULAR-SEASON CHAMPIONSHIPS**

**18 ACC TOURNAMENT CHAMPIONSHIPS**

**38 TIMES IN THE FINAL ASSOCIATED PRESS TOP-10 RANKINGS**



#### GAME 15

• Carolina hosts Virginia on Saturday, January 8, at 1 p.m.

• The Tar Heels are 10-4 overall, 2-1 in the ACC.

• Virginia is 9-5, 3-1 in league play. The Cavaliers have won two straight ACC road games at Syracuse and Clemson.

• Carolina lost, 78-73, at Notre Dame on Wednesday. The Tar Heels rallied from 13 points down to take a 67-66 lead with just under four minutes to play, but the Irish outscored UNC, 12-6, over the final 3:08 for the win.

• Armando Bacot led Carolina with 21 points and a career-high 17 rebounds vs. the Irish.

• Bacot is one of two players in college basketball in the top 11 in the country in double-doubles (second with 10), field goal percentage (eighth at .638) and rebounding (11th with 10.4 per game).

• Check page 14 for more information on Carolina's 78-73 loss at Notre Dame.

• The Tar Heels opened ACC play with three straight away games for the first time since 1983-84 and just the fourth time ever (also 1969-70 and 1977-78).

• Carolina has held the opposition to 65 or fewer points in the Tar Heels' last seven victories. The 405 combined points are the fewest allowed over seven consecutive wins since the 2006-07 season. UNC allowed 393 points in wins from December 22 to January 17 that year.

• Carolina is 31st in KenPom's overall rankings. The Tar Heels are 18th in the country in offensive efficiency and 25th in effective field goal percentage.

• Carolina's strength of schedule is the 39th most difficult in the country and the fourth toughest in the ACC (Syracuse 25, Florida State 33, Notre Dame 38).

#### UNC-VIRGINIA ALL-TIME

• Carolina is 131-60 against Virginia, including 66-9 in Chapel Hill and 24-6 at the Smith Center.

• The Cavaliers have won seven straight, their longest win streak in series history since winning the first eight games between the schools from 1911-16.

• Virginia has won the last two games in the Smith Center (2/11/2019 and 2/15/2020), the first time UVA ever won consecutive starts in Chapel Hill.

• Carolina's most recent win over Virginia was in Chapel Hill in 2017.

• The Tar Heels have averaged 53.2 points in

## STATISTICAL COMPARISON

	UNC	VIRGINIA
<b>Record</b>	10-4, 2-1	9-5, 3-1
<b>Points/Game</b>	79.1	63.6
<b>Scoring Defense</b>	71.4	57.7
<b>Scoring Margin</b>	+7.6	+5.9
<b>FG%</b>	.483	.458
<b>3FG%</b>	.397	.317
<b>3FGs/Game</b>	7.9	5.7
<b>FT%</b>	.753	.729
<b>FG% Defense</b>	.426	.397
<b>3FG% Defense</b>	.321	.339
<b>Oppt 3FGs/Game</b>	8.1	7.2
<b>Rebounds/Game</b>	40.0	31.6
<b>Offensive Rebs/Game</b>	9.4	8.0
<b>Rebound Margin</b>	+8.7	-0.7
<b>Assists/Game</b>	14.5	13.6
<b>Turnovers/Game</b>	12.5	10.3
<b>Assists/Turnovers</b>	1.2	1.3
<b>Turnovers Forced/Game</b>	9.7	11.4

<b>KenPom.com</b>		
<b>Overall Ranking</b>	31	54
<b>Offensive Efficiency</b>	114.0 (18)	107.2 (78)
<b>Defensive Efficiency</b>	97.2 (80)	94.9 (50)
<b>Effective FG Pct.</b>	54.9 (25)	51.5 (109)
<b>Turnover Pct.</b>	17.5 (86)	17.0 (64)
<b>Offensive Rebound Pct.</b>	28.7 (163)	26.5 (229)
<b>FTA/FGA</b>	31.2 (136)	31.2 (135)
<b>Strength of Schedule</b>	39	133

## CAROLINA STATS IN WINS vs. LOSSES

	10 Wins	4 Losses
<b>Points Per Game</b>	80.9	74.5
<b>Oppt. Points Per Game</b>	64.2	89.5
<b>FG%</b>	.497	.445
<b>Oppt. FG%</b>	.382	.530
<b>3FG%</b>	.416	.356
<b>3FGs Per Game</b>	7.9	7.8
<b>Oppt. 3FG%</b>	.278	.449
<b>Oppt. 3FGs Per Game</b>	7.3	9.5
<b>FT%</b>	.730	.814
<b>Oppt. FT%</b>	.720	.691
<b>Rebound Margin</b>	+13.0	-2.0
<b>Assists/Turnovers</b>	162/122	41/53
<b>Opponent A/T0</b>	114/101	84/35

<b>Carolina's Top 5 Scorers</b>	<b>10 Wins</b>
Caleb Love	16.5
Armando Bacot	15.9
RJ Davis	13.1
Brady Manek	12.8
Dawson Garcia	9.4

<b>Carolina's Top 5 Scorers</b>	<b>4 Losses</b>
Armando Bacot	15.3
RJ Davis	15.3
Caleb Love	13.3
Dawson Garcia	12.0
Brady Manek	11.5

## UNC'S RECORD WHEN ... UNDER HUBERT DAVIS

	2021-22
Home	7-0
Away	3-1
Neutral	0-3
Overtime	
Leads at Half	6-0
Trails at Half	2-4
Tied at Half	2-0
UNC shoots 50% or better FG	6-0
UNC shoots 40-49.9% FG	3-4
UNC shoots under 40% FG	1-0
Opponents shoot 50% or better FG	1-3
Opponents shoot 40-49.9% FG	4-1
Opponents shoot under 40% FG	5-0
UNC has more rebounds	10-2
Opponents have more rebounds	0-2
Teams have same number of rebounds	
UNC has more offensive rebounds	7-2
Opps have more offensive rebounds	3-2
UNC has more turnovers	7-4
Opponents have more turnovers	1-0
Teams have same number of turnovers	2-0
UNC scores 80 or more points	5-1
UNC scores less than 80 points	5-3
UNC scores 90 or more points	3-0
UNC scores 100 or more points	
Opponents score 80 or more points	2-3
Opponents score less than 80 points	8-1
Opponents score 90 or more points	0-2
Opponents score 100 or more points	
OVERALL RECORD	10-4

## CURRENT STREAKS

Overall	Lost 1
Home	Won 9
Road	Lost 1
Neutral Site	Lost 5
vs. ACC Opponents (all games)	Lost 1
vs. Home Non-ACC	Won 7
vs. Home ACC	Won 9
vs. Road Non-ACC	Won 1
vs. Road ACC	Lost 1
AP-ranked opponents	Lost 1
Overtime	Lost 3
UNC Scores 100 Points	Won 12
UNC Scores 90 Points	Won 9
UNC Scores 80 Points	Won 2
UNC Scores Less than 80 Points	Lost 1
UNC Scores Less than 70 Points	Lost 5
Opponents Score 80 Points	Lost 3
UNC Leads at the Half	Won 14
Tied at the Half	Won 2
UNC Trails at the Half	Lost 4
UNC Shoots 50% Field Goals	Won 14
UNC Shoots Under 40% Field Goals	Won 1
Opponents Shoot 50% Field Goals	Lost 3
Opponents Shoot Under 40% Field Goals	Won 9
UNC Makes 7 or More 3FGs	Lost 1
Opponents Make 10 or More 3FGs	Lost 1
UNC Makes 20 Free Throws	Lost 1
Opponents Make More Free Throws	Won 2
UNC Has More Rebounds	Lost 1
Opponents Have More Rebounds	Lost 4
UNC Has More Turnovers	Lost 1
Opponents Have More Turnovers	Won 1

their last seven games against Virginia.

- Hubert Davis was 6-4 as a player against the Cavaliers.
- The teams played once last season, a 60-48 Virginia win in Charlottesville on 2/13/2021. No Tar Heel scored in double figures for the first time since the 1966 ACC Tournament. Virginia out-scored UNC, 30-6, from three-point range and Carolina shot 34.5% from the floor (25% in the first half).
- Virginia won the previous matchup in the Smith Center, 64-62, on 2/15/2020 on a game-winning three by Tomas Woldetensae, his sixth of the game, with 0.8 seconds to play.
- Armando Bacot, then a freshman, had 16 rebounds in the 2020 game.

## FIELD GOAL SHOOTING

- Carolina has shot 50% or better from the floor in the second half in each of the last eight games and 10 times in 14 games this season. The Tar Heels have shot 50% or better three times in the first half this season.
- Carolina is shooting 52.9% from the floor in the second half and holding its opponents to 44%. The opponents are shooting just 37.0% in the second half in Carolina's 10 victories.
- The opponents have shot 50% or better just three times in the second half, but all three came in UNC losses and in all three the opponents shot at least 64.3% from the floor (64.3% by Purdue, 65.6% by Tennessee and 66.7% by Kentucky).
- Carolina has held its opponents under 30 percent from the floor in the second half as many times (three) as it has allowed them to shoot 50 percent.
- Purdue, Tennessee, Kentucky and Notre Dame averaged 89.5 points, shot 53% from the floor, 44.9% from three and had 84 assists and 35 turnovers in their wins over UNC.
- Carolina is 6-0 when shooting at least 50% from the floor this season (UNC was 22-9 when shooting 50% under Roy Williams).
- Carolina is 27th nationally in effective field goal percentage (which takes into account the added value of three-point shooting). The Tar Heels' effective FG percentage is 54.9%, an improvement from 46.4% in 2019-20 and 48.3% in 2020-21.
- By comparison, Carolina's effective FG percentage in its most recent NCAA championship seasons were 51.7% in 2016-17, 52.8% in 2008-09 and 56.0% in 2004-05.

## FREE THROWS

- Carolina has made 22 more free throws than its opponents have attempted (195 made by UNC vs. 173 attempted by the opponents).
- The Tar Heels are shooting 75.3% from the line, their best percentage since 2007-08, when they converted 75.7%.
- Caleb Love leads UNC at the stripe this season at 84.0%. The sophomore guard has made 105 of 128 free throws as a Tar Heel. He has the 15th-highest percentage (.820) in UNC history.
- RJ Davis is shooting 81.8% from the line in his two seasons. He is 90 for 110 (needs 10 more makes to qualify).
- Carolina has made 81.4% of its free throw attempts in the four losses.

## TABLE OF CONTENTS

UNC/Opponent Statistical Comparisons	1
Current Game TV/Radio Listing	1
UNC Record When ... (Team & Individual)	2
Streaks	2
NCAA, ACC Stat Rankings	3
Tar Heel Sports Network Radio Station List	3
SID Contact Info, Press Conference Schedule	4
Series vs. Virginia	5-6
Carolina Basketball Facts & Figures	7
Carolina History By the Numbers	8-9
UNC in the Associated Press Poll	10
2021-22 Rosters, Pronunciation Guide	11
2021-22 Schedule	12
Postgame Notes	13-15

Hubert Davis Bio	16
Player Bios and Stats	
One-Page Player Quick Notes	17
No. 0 Anthony Harris	18
No. 1 Leaky Black	19
No. 2 Caleb Love	20
No. 3 Dontrez Styles	21
No. 4 RJ Davis	22
No. 5 Armando Bacot	23
No. 11 D'Marco Dunn	24
No. 13 Dawson Garcia	25
No. 14 Puff Johnson	26
No. 22 Justin McKoy	27
No. 24 Kerwin Walton	28
No. 45 Brady Manek	29
Career Highs	30

2021-22 Stat Charts	
Team Game-by-Game Stats	31
Highs and Lows	32
Miscellaneous Stats	33
Plus/Minus	34
Specialty Stats, Starters	35
Last Time it Happened, UNC	36-37
Last Time it Happened, UNC Freshmen	38
Last Time it Happened, Opponents	38-39
Box Scores	40-43

Fall '21 Signees	44
UNC Single-Game Records	45
Smith Center Records	46
Photo/TV Roster	47
2021-22 UNC Stats	48-49

## UNC'S RECORD THIS SEASON WHEN...

Four players score in double figures	7-1
Three players score in double figures	2-2
Two players score in double figures	1-1
Armando Bacot scores in double figures	8-3
RJ Davis scores in double figures	6-4
Dawson Garcia scores in double figures	4-1
Caleb Love scores in double figures	9-3
Brady Manek scores in double figures	7-1
Kerwin Walton scores in double figures	2-0
Armando Bacot has a double-double	7-3
Dawson Garcia has a double-double	1-0
Brady Manek has a double-double	1-0
Two Tar Heels have double-doubles	2-0
Two players score 20 points	4-0
Armando Bacot scores 20 or more points	3-2
RJ Davis scores 20 or more points	2-0
Dawson Garcia scores 20 or more points	2-1
Caleb Love scores 20 or more points	5-0
Brady Manek scores 20 or more points	1-1
Caleb Love has more assists than turnovers	8-2
Caleb Love has five or more assists	5-0
RJ Davis has more assists than turnovers	7-3
Leaky Black has three or more assists	6-0
Caleb Love makes multiple 3FGs	8-3
RJ Davis makes multiple 3FGs	4-3
Brady Manek makes multiple 3FGs	4-1
Kerwin Walton makes multiple 3FGs	3-1

## ACC & NCAA TEAM STAT RANKINGS

Category	Value	NCAA rank	ACC rank
Scoring	79.1	40	3
Scoring Defense	71.4	245	12
Scoring Margin	+7.6	113	5
FG%	.483	28	2
3FG%	.397	9	2
3FGs/Game	7.9	151	8
FT%	.753	51	2
FG% Defense	.426	200	11
3FG% Defense	.321	142	7
Rebounds/Game	40.0	41	1
Offensive Reb/Game	9.4	237	8
Rebound Margin	+8.7	18	1
Assists/Game	14.5	112	5
Turnovers/Game	12.5	123	10
Assist/Turnovers	1.2	103	9

as of 1/7/22

### DEFENSE

- UNC has held its opponents to 65 or fewer points in each of its last seven victories. It's the first time UNC has held the opponents under 70 points in seven consecutive wins since doing that in eight straight wins in 2011-12.
- Carolina has won three times this season when it allowed fewer than 60 points (53 by UNC Asheville, 51 by Michigan and 50 by App State).
- The Tar Heels held Boston College to 20 first-half points, the fewest in a half by the opponents this season.

### CALEB'S THREES

- Caleb Love has made 30 three-pointers in the first 14 games. Last year as a freshman, Love made his 30th three in the Tar Heels' 28th game (in the ACC Tournament semifinal vs. Florida State).
- Love has improved his three-point percentage from 26.6% as a freshman to 44.1% this season.
- Love is 9 for 17 from three over the last three games.

### BACOT AMONG LEAGUE LEADERS, TOO

- Bacot leads the ACC in field goal percentage (.638) and rebounding (10.4), is sixth in blocks (21) and ninth in scoring (15.6). He leads UNC in all four categories.
- Bacot led UNC in scoring, rebounding, field goal percentage and blocks in 2020-21. If he repeats in all four categories he would become the first Tar Heel ever to lead the team in those categories in consecutive seasons.
- Bacot is the first Tar Heel to start a season with 10 double-doubles in the first 14 games since Mitch Kupchak, who had 10 in the first 13 games in 1974-75.
- Bacot has double-doubles in each of the last five games. Garrison Brooks had six consecutive a year ago.
- Bacot has 28 double-doubles in 75 games over three seasons as a Tar Heel. His double-double rate (37.3%) is the 11th highest by a Tar Heel and the fourth highest in the last 50 years.

Double-Doubles	Games	Pct.
Billy Cunningham, 1962-65	60	69 .870
Lennie Rosenbluth*, 1954-57	39	76 .513
Antawn Jamison, 1995-98	51	104 .490
Doug Moe, 1958-61	29	60 .483
Rusty Clark, 1966-69	43	91 .473
Larry Miller, 1965-68	42	91 .462
Robert McAdoo, 1971-72	14	31 .452
Pete Brennan*, 1955-58	35	81 .432
Sean May, 2002-05	33	77 .429
Bobby Jones, 1971-74	35	92 .380
<b>Armando Bacot, 2019-active</b>	<b>28</b>	<b>75 .373</b>
Mitch Kupchak, 1972-76	44	119 .370

\* Rosenbluth and Brennan played numerous games where their rebound totals are unknown

### SCORING

- Five Tar Heels are averaging double figures in scoring this season. The last time five Tar Heels averaged 10 or more points was 2017-18.
- Five different Tar Heels also have scored 20 or more points in a game this season. Caleb Love has five 22-point games, Armando Bacot also has scored 20 or more five times, Dawson Garcia has three 20-point games, and Brady Manek and RJ Davis have two apiece.
- Tar Heels have scored 20 or more points 17 times in 14 games, including four games in which two players scored 20 or more (Loyola, Brown, Charleston and Elon). Last season, UNC had only seven 20-point performances in 29 games. Freshman Day'Ron Sharpe became the first Tar Heel to score 20 or more when he had 25 against Notre Dame in the season's 10th game. UNC did not have any games last season when two players scored 20 or more points.
- This is the 11th Tar Heel team to have five players score 20 points at least twice: 1960, 1969, 1971, 1973, 1989, 2000, 2005, 2009, 2016, 2018 and 2022. Five of the other 10 teams to accomplish that played in Final Fours.
- Love has scored 22 points five times – against Loyola Maryland, Charleston, Michigan, Elon and Boston College. The sophomore scored 20 or more twice in 29 games last season.
- Carolina is 7-0 when Love scores 20 or more and 9-1 when he makes 50% of his field goal attempts (4-0 last season and 5-1 in 2021-22).
- The Notre Dame game on January 5 was the first time in two seasons UNC lost when Love made 50% of his field goal attempts.

### DIALING LONG-DISTANCE

- The Tar Heels are shooting 39.7% from three, second best in ACC and ninth in the country.
- Carolina has shot 40% or higher in five previous seasons but not since winning the national championship in 2004-05, when it made 40.3% from three-point range.
- Three Tar Heel starters are shooting better than 40% from three – Dawson Garcia (45.8%), RJ Davis (45.5%) and Caleb Love (44.1%).

### STILL HITTING THE BOARDS

- The Tar Heels lead the ACC in rebound margin at plus 8.7 per game and rebounds per game (40.0).
- Carolina has led the ACC in rebound margin in each of the previous six seasons and in 13 of 18 seasons under head coach Roy Williams.
- UNC has won the battle of the boards 12 times in 14 games this season. The Tar Heels are 10-2 when out-rebounding their opponents and 0-2 when getting out-rebounded (Tennessee and Kentucky).
- Under Roy Williams the Tar Heels won 82.3%

## TAR HEEL SPORTS NETWORK GAME BROADCAST STATION LIST

Albemarle	WPSC 1010AM/107.3FM
Asheville	WPEK 880AM/92.9FM
Boone	WZJS 100.7/99.1FM
Bryson City	WBHN 1590AM/94.1FM
Burlington	WBAG 1150AM
Chapel Hill	WCHL 1360AM / 97.9FM
Charlotte	WBT 1110AM/99.3FM
Fayetteville	WFAY 1230AM/100.1FM
Goldboro	WFMC 730AM/105.7FM
Greensboro	WPTI 94.5FM
Greenville	WRHD 97.9FM
Henderson	WIZS 1450AM/100.1FM
Hendersonville	WHKP 1450AM/107.7FM
Kinston	WWMC 1010AM/92.9FM
Laurinburg	WEWO 1460AM
Lincolnton	WLON 1050AM
Lumberton	WAGR 1340AM
Manteo	WOBX 98.1FM
Martinsville	WHEE 1370AM
Morganton	WMNC 92.1FM
Mt Airy	WSYD 1300AM/106.1FM
New Bern	WNBU 94.1FM
Raleigh	WPTF 680AM/98.5FM
Rockingham	WAYN 900AM
Rolesville	WPTF 98.7FM
Roxboro	WKRX 96.7 / WRXO 1430AM
Rutherfordton	WCAB 590AM / 100.9FM
Salisbury	WSTP 1280 AM
Sanford	WFJA 105.5 FM
Shelby	WOHS 1390AM
Smithfield	WPTF 107.5FM
Waynesville	WMXF 1400AM
West Jefferson	WKSK 580AM/93.5FM
Williamston	WIAM 900AM
Wilmington	WMFD 630AM/101.7FM

of the games they out-rebounded their opponents. The Tar Heels were victorious in only 46.8% of the games they were out-rebounded under Williams.

### PLUS/MINUS LEADERS

- Bacot and Leaky Black lead UNC in plus/minus at plus 152 and plus 143, respectively. Bacot and Black have both led UNC in plus/minus five times.
- Love's plus 34 at Boston College is the highest by a Tar Heel this season.

### THIRD ALL-TIME IN WINS

- The win at Georgia Tech on December 5 was No. 2,300 in Carolina history. UNC is the third team in college basketball history with 2,300 wins (with Kentucky and Kansas).

### SMITH CENTER

- Carolina is 443-81 all-time in the Dean E. Smith Center.
- The Tar Heels are 225-63 in the Smith Center in ACC play and 392-95 at home in ACC play (in three home venues).

### HUBERT

- Hubert Davis named Carolina's 20th head coach, and first Black head coach, on April 5, 2021.
- Davis is the fourth Tar Heel head coach who also played at UNC, joining Reynolds Cuthbertson, Monk McDonald and Matt Doherty.
- Davis played for Dean Smith from 1988-92, was selected by the New York Knicks in the first round of the NBA Draft and played a dozen seasons in the NBA. He was a college basketball analyst at ESPN for seven years and an assistant



coach on Roy Williams' Tar Heel staff from 2012-21.

### TEAM CAPTAINS

Junior forward/center Armando Bacot and sophomore guards RJ Davis and Caleb Love were selected team captains.

- Davis and Love are UNC's first sophomore captains since Marcus Paige in 2013-14.
- The players were selected captains by a vote of their teammates.

### 2021-22 ROSTER NOTES

- The Tar Heels have seven new players on the roster this season, including three transfers, two freshmen and two former junior varsity players.
- Graduate student Brady Manek made 235 threes and scored 1,459 points in four seasons at Oklahoma. Sophomore Dawson Garcia averaged 13.0 points and 6.6 rebounds and earned Freshman All-Big East Conference honors last season at Marquette. Junior Justin McKoy, a Raleigh native who attended Panther Creek High School in Cary, returns to his home state after two seasons at Virginia.
- Manek's 235 three-pointers for the Sooners were more than all but two Tar Heels – Marcus Paige (299) and Joel Berry II (266).
- Manek earned his degree from OU in seven semesters. He became the tallest player in Big 12 history to make 200 threes and the first with 200 threes and 100 blocks. The Harrah, Okla., native is the only Sooner to compile 1,000 points, 500 rebounds, 200 three-pointers and 100 blocks.
- Garcia scored 24 points and had 11 rebounds for Marquette against the Tar Heels in February when the Golden Eagles handed UNC an 83-70 loss in Chapel Hill.
- Garcia played AAU ball with fellow Minnesota native and Tar Heel teammate Kerwin Walton.

### PRESEASON ACCOLADES

- Carolina was picked to finish third in the ACC by the media at preseason media day in Charlotte on October 12.
- Armando Bacot, who earned third-team All-ACC honors in 2021, was selected to the preseason first team. Sophomore guard Caleb Love was chosen for the second team. Love was a member of the ACC's All-Freshman team last season.
- Bacot and Dawson Garcia are on the preseason watch list for the Wooden Award. Bacot is also on the list for the Naismith Trophy and the Lute Olson Award.
- Bacot, Love and Dawson Garcia are on the Basketball Hall of Fame's preseason watch lists for their respective positional player-of-the-year awards.
- Love is a candidate for Bob Cousy Point Guard of the Year award, Garcia for the Karl Malone Power Forward of the Year award and Bacot for the Kareem Abdul-Jabbar Center of the Year award.
- Carolina is the only school to win three Bob Cousy Awards (Raymond Felton in 2005, Ty Lawson in 2009 and Kendall Marshall in 2012). Felton and Lawson won as juniors, while Marshall won the award as a sophomore.

### TAR HEEL STAFF

- Head coach Hubert Davis is a Tar Heel alum, and so are each of his assistant coaches and members of the basketball staff.
- Assistant coaches Brad Frederick (1996-99), Jeff Lebo (1985-89) and Sean May (2002-05), Director of Recruiting Pat Sullivan (1990-93, 1994-95) and Director of Team and Player Development Jackie Manuel (2001-05) all played for the Tar Heels. Director of Operations Eric Hoots has been on staff for 18 seasons.
- Frederick played on Final Four teams that won ACC championships in 1997 and 1998.
- Lebo is a 20-year head coaching veteran who set 10 UNC records in his playing career.
- May was the Most Outstanding Player of the 2005 NCAA Final Four, scoring 26 points in the national championship game vs. Illinois.
- Manuel was twice named Carolina's defensive player of the year and was a starter on the 2005 NCAA champions.
- Sullivan was a key contributor on the 1993 national champions and is one of seven Tar Heels who have played in three Final Fours.
- Davis, Lebo, May and Frederick combined to score 4,441 points as Tar Heels. Syracuse is the only school whose coaches scored more points at their alma mater than UNC (Gerry McNamara, Adrian Autry, Allen Griffin and Jim Boeheim scored 5,189 for the Orange).

### PRO HEELS

#### NBA

Cole Anthony, Orlando  
Harrison Barnes, Sacramento  
Tony Bradley, Chicago  
Reggie Bullock, Dallas  
Ed Davis, Cleveland  
Wayne Ellington, Los Angeles Lakers  
Danny Green, Philadelphia  
Justin Jackson, Phoenix  
Cameron Johnson, Phoenix  
Nassir Little, Portland  
Theo Pinson, Dallas  
Day'Ron Sharpe, New Jersey  
Coby White, Chicago

#### International *source: TarHeelInternational.com*

Nate Britt, Yoast United, The Netherlands  
Isaiah Hicks, Seoul Samsung Thunders, South Korea  
Desmond Hubert, Al Arabi, Kuwait  
Brice Johnson, Toyama Grouses, Japan  
Christian Keeling, BC Rustavi, Georgia  
Justin Knox, Neo-Phoenix, Japan  
Ty Lawson, US Monastir, Tunisia  
Sterling Manley, Sichuan Blue Whales, China  
Luke Maye, BAXI Manresa, Spain  
James Michael McAdoo, Hitachi Sun Rockers, Japan  
Kennedy Meeks, Cholet Basket, France  
Marcus Paige, Orleans Loiret, France  
Justin Pierce, VfL Kirchheim Knights, Germany  
Reyshawn Terry, Plateros de Fresnillo, Mexico  
Deon Thompson, Leones des Ponce, Puerto Rico  
J.P. Tokoto, Hapoel Tel Aviv, Israel  
Jawad Williams, Yamagata Wyverns, Japan  
Kenny Williams, Kolossos Rhodes, Greece

## CAROLINA BASKETBALL SPORTS INFORMATION/ MEDIA RELATIONS

### Senior Associate AD (contact for Hubert Davis)

Steve Kirschner

**Direct Office Phone**

(919) 962-7258

**Cell Phone**

(919) 475-2695

**Email**

stevekirschner@unc.edu

### Associate Director (contact for player interviews)

Matt Bowers

**Cell Phone**

(919) 619-7021

**Email**

mattbowers@unc.edu

**Office Phone**

(919) 962-2123

**Office Location**

UNC Media & Communications Center  
2nd Floor, 380 Skipper Bowles Drive

**Web Site**

GoHeels.com

**Carolina Basketball Twitter**

@UNC.Basketball

**Stats and Notes Twitter**

@UNCMBBStats

**Instagram**

UNC.Basketball

**YouTube**

UNCTarHeelsAthletics

## PRESS CONFERENCE SCHEDULE

Jan 7	day before Virginia game	2:30 p.m.
Jan 14	day before Georgia Tech game	2 p.m.
Jan 21	day before at Wake Forest game	2 p.m.
Jan 28	day before NC State game	2 p.m.
Feb 3	two days before Duke game	2 p.m.
Feb 11	day before Florida State game	2 p.m.
Feb 18	day before at Virginia Tech game	2 p.m.
Feb 25	day before at NC State game	2 p.m.
March 3	two days before at Duke game	2 p.m.

### Coch Davis on the ACC Media Zoom

January 3 and 10 at 12:10 p.m.

January 17 and 24, February 7 and 14 at Noon

*Coch Davis will not participate in the ACC media Zoom on January 31, February 21 and 28 as UNC plays on those dates.*

# SERIES VS. VIRGINIA



## VIRGINIA LEADS, 131-60

Date	W-L	NC	VA	Site	Rank	Coach	Date	W-L	NC	VA	Site	Rank	Coach
2-24-11	L	15	18	home, Bynum Gym	—	NC	2-4-69	W	99	76	away, University Hall	2/-	DES
3-1-11	L	16	24	away, Fayerweather Gymnasium	—	NC	12-16-69	W	80	76	away, University Hall	5/-	DES
2-10-13	L	19	30	Raleigh Auditorium	—	NC	2-3-70	W	87	72	home, Carmichael	9/-	DES
2-9-14	L	27	67	Raleigh Auditorium	—	NC	3-5-70	L	93	95	Charlotte Coliseum, ACC	—	DES
3-4-14	L	23	56	away, Fayerweather Gymnasium	—	NC	12-15-70	W	80	75	home, Carmichael	—	DES
2-8-15	L (ot)	29	30	Raleigh, Raleigh Auditorium	—	CD	2-27-71	W	75	74	away, University Hall	13/-	DES
2-18-15	L	26	43	away, Fayerweather Gymnasium	—	CD	3-12-71	W	78	68	Greensboro Coliseum, ACC	13/-	DES
2-7-16	L	24	30	Richmond	—	CD	1-15-72	W	85	79	away, University Hall	3/8	DES
2-24-17	W	35	24	Lynchburg	—	HP	2-26-72	W	91	78	home, Carmichael	5/13	DES
2-19-18	L	35	45	Lynchburg	—	HP	1-25-73	L	78	84	home, Carmichael	3/-	DES
2-15-19	L	29	40	away, Fayerweather Gymnasium	—	none	2-24-73	W	76	68	away, University Hall	6/-	DES
2-27-19	L	21	31	Richmond	—	none	1-12-74	W	87	75	away, University Hall	5/-	DES
2-7-20	L	25	40	away, Fayerweather Gymnasium	—	FB	2-23-74	W	94	61	home, Carmichael	6/-	DES
2-27-20	L	31	37	Raleigh Auditorium	—	FB	1-22-75	W	85	70	home, Carmichael	14/-	DES
2-1-21	W	28	26	away, Fayerweather Gymnasium	—	FB	2-22-75	L	62	65	away, University Hall	13/-	DES
2-26-21	W	43	12	home, Bynum Gym	—	FB	1-10-76	W	85	82	away, University Hall	6/-	DES
2-20-22	L (ot)	29	31	away, Fayerweather Gymnasium	—	none	2-21-76	W	73	71	home, Carmichael	3/-	DES
2-24-23	W	39	16	home, Bynum Gym	—	none	3-6-76	L	62	67	Landover, Capital Centre, ACC	4/-	DES
2-9-24	W	33	20	away, Fayerweather Gymnasium	—	NS	1-8-77	W	91	67	home, Carmichael	5/-	DES
2-21-25	W	26	15	home, Indoor Athletic Court	—	MM	2-20-77	W	66	64	away, University Hall	13/-	DES
2-4-26	W	47	16	away, Memorial Gymnasium	—	HS	3-5-77	W	75	69	Greensboro Coliseum, ACC	6/-	DES
2-27-26	W	25	23	Atlanta, Municipal Auditorium, SoCon	—	HS	1-7-78	W	76	61	away, University Hall	2/13	DES
2-4-27	W	42	13	home, Indoor Athletic Court	—	JA	2-18-78	W	71	54	home, Carmichael	11/-	DES
1-23-28	W	37	21	home, Indoor Athletic Court	—	JA	1-6-79	W (2ot)	86	74	home, Carmichael	3/-	DES
2-6-28	W	26	22	away, Memorial Gymnasium	—	JA	2-17-79	W	66	57	away, University Hall	4/-	DES
1-29-29	W	29	20	home, Indoor Athletic Court	—	JA	1-5-80	L	82	88	away, University Hall	6/13	DES
2-7-29	W	40	25	away, Memorial Gymnasium	—	JA	2-16-80	W	68	51	home, Carmichael	11/-	DES
2-7-30	W	40	37	away, Memorial Gymnasium	—	JA	1-10-81	L	57	63	away, University Hall	16/10	DES
2-7-31	W	28	24	away, Memorial Gymnasium	—	JA	2-3-81	L (ot)	79	80	home, Carmichael	12/1	DES
2-8-32	W (ot)	26	24	away, Memorial Gymnasium	—	GS	3-28-81	W	78	65	Philadelphia Spectrum, NCAA FF	6/5	DES
1-19-34	W	44	35	home, Indoor Athletic Court	—	GS	1-9-82	W	65	60	home, Carmichael	1/2	DES
1-29-34	W	24	23	away, Memorial Gymnasium	—	GS	2-3-82	L	58	74	away, University Hall	2/3	DES
3-1-34	W	27	18	Raleigh, Mem. Auditorium, SoCon	—	GS	3-7-82	W	47	45	Greensboro Coliseum, ACC	1/3	DES
1-15-35	W	36	20	home, Indoor Athletic Court	—	GS	1-15-83	W	101	95	away, University Hall	11/2	DES
1-13-36	W	38	25	home, Indoor Athletic Court	—	WS	2-10-83	W	64	63	home, Carmichael	1/3	DES
1-24-36	L (ot)	30	33	away, Memorial Gymnasium	—	WS	1-18-84	W	69	66	home, Carmichael	1/-	DES
3-5-36	W	39	21	Raleigh, Mem. Auditorium, SoCon	—	WS	2-9-84	W	85	72	away, University Hall	1/-	DES
1-26-37	W	33	15	home, Indoor Athletic Court	—	WS	1-12-85	W	65	61	away, University Hall	5/-	DES
2-5-37	W	45	22	away, Memorial Gymnasium	—	WS	2-7-85	W	82	73	home, Carmichael	15/-	DES
1-12-39	L	29	37	away, Memorial Gymnasium	—	WS	1-30-86	L	73	86	away, University Hall	1/-	DES
2-13-39	W	48	37	home, Woollen Gym	—	WS	2-26-86	W	85	79	home, Smith Center	3/-	DES
2-5-40	L	25	44	Danville City Armory	—	BL	1-14-87	W	95	80	away, University Hall	3/-	DES
1-2-43	L	45	50	Lynchburg Armory	—	BL	2-8-87	W (ot)	74	73	home, Smith Center	3/-	DES
1-5-44	L	36	39	away, Memorial Gymnasium	—	BL	3-7-87	W (2ot)	84	82	Landover, Capital Centre, ACC	2/-	DES
1-13-45	W	42	35	Lynchburg Armory	—	BC	1-16-88	W	87	62	home, Smith Center	2/-	DES
1-11-46	W	44	32	away, Memorial Gymnasium	—	BC	2-14-88	W	64	58	away, University Hall	6/-	DES
1-21-47	W	63	38	home, Woollen Gym	—	TS	1-15-89	L	83	106	away, University Hall	8/-	DES
1-16-54	W	78	66	home, Woollen Gym	—	FM	2-12-89	W	85	67	home, Smith Center	6/-	DES
2-8-54	L	69	83	away, Memorial Gymnasium	—	FM	1-13-90	W	92	70	home, Smith Center	—	DES
1-11-55	W	96	87	home, Woollen Gym	—	FM	2-14-90	L	80	81	away, University Hall	—	DES
2-11-55	L	73	98	Greensboro, Grimsley HS	—	FM	3-9-90	L (ot)	85	92	Charlotte Coliseum, ACC	—	DES
1-10-56	W	101	65	home, Woollen Gym	5/-	FM	1-12-91	W (2ot)	89	86	away, University Hall	5/13	DES
2-11-56	W	83	72	away, Memorial Gymnasium	12/-	FM	2-9-91	W	77	58	home, Smith Center	9/11	DES
3-1-56	W	81	77	Raleigh, Reynolds, ACC	8/-	FM	3-9-91	W	76	71	Charlotte Coliseum, ACC	7/-	DES
1-12-57	W	102	90	home, Woollen Gym	2/-	FM	1-25-92	W	77	56	home, Smith Center	10/-	DES
2-11-57	W	68	59	away, Memorial Gymnasium	1/-	FM	2-19-92	L	73	86	away, University Hall	4/-	DES
1-9-58	W	82	66	home, Woollen Gym	3/-	FM	1-20-93	W	80	58	home, Smith Center	3/7	DES
2-11-58	W	73	66	away, Memorial Gymnasium	7/-	FM	2-21-93	W	78	58	away, University Hall	3/23	DES
12-8-58	W	83	61	home, Woollen Gym	—	FM	3-13-93	W	74	56	Charlotte Coliseum, ACC	1/-	DES
2-25-59	L	68	69	away, Memorial Gymnasium	3/-	FM	1-19-94	L	77	81	away, University Hall	4/-	DES
1-16-60	W	78	57	Greensboro Coliseum	16/-	FM	2-19-94	W	69	56	home, Smith Center	2/-	DES
2-25-60	W	97	58	home, Woollen Gym	—	FM	3-13-94	W	73	66	Charlotte Coliseum, ACC	4/-	DES
3-3-60	W	84	63	Raleigh, Reynolds, ACC	16/-	FM	1-18-95	W	79	76	home, Smith Center	3/18	DES
12-6-60	W	81	47	home, Woollen Gym	—	FM	2-19-95	L	71	73	away, University Hall	2/16	DES
1-14-61	W	92	70	away, Memorial Gymnasium	7/-	FM	1-17-96	W	67	53	away, University Hall	10/-	DES
12-2-61	W	80	46	home, Woollen Gym	—	DES	2-17-96	W	71	66	home, Smith Center	17/-	DES
1-13-62	W	100	71	Greensboro Coliseum	—	DES	1-11-97	L	63	75	away, University Hall	13/-	DES
1-19-63	W	86	81	away, Memorial Gymnasium	—	DES	2-8-97	W	81	57	home, Smith Center	20/-	DES
2-20-63	W	85	73	home, Woollen Gym	—	DES	3-7-97	W	78	68	Greensboro Coliseum, ACC	5/-	DES
2-3-64	W	89	76	home, Woollen Gym	—	DES	1-10-98	W	81	73	home, Smith Center	1/-	BG
2-24-64	L	64	79	away, Memorial Gymnasium	—	DES	2-11-98	W	60	45	away, University Hall	1/-	BG
1-16-65	W	87	80	away, Memorial Gymnasium	—	DES	1-21-99	W	71	47	home, Smith Center	10/-	BG
2-23-65	W (2ot)	105	101	home, Woollen Gym	—	DES	2-20-99	W	67	66	away, University Hall	14/-	BG
1-15-66	L	69	70	away, University Hall	—	DES	1-18-00	L	85	87	away, University Hall	20/-	BG
2-22-66	W	81	79	home, Carmichael	—	DES	2-20-00	L	76	90	home, Smith Center	—	BG
1-28-67	W	103	76	home, Carmichael	2/-	DES	1-24-01	W	88	81	home, Smith Center	5/13	MD
2-7-67	W	79	75	away, University Hall	2/-	DES	2-25-01	L	66	86	away, University Hall	2/9	MD
2-6-68	W	108	64	home, Carmichael	3/-	DES	1-12-02	L	67	71	home, Smith Center	-7	MD
2-24-68	W	92	74	away, University Hall	3/-	DES	2-12-02	L	63	73	away, University Hall	-10	MD
12-17-68	W	94	67	home, Carmichael	2/-	DES	1-11-03	L	72	79	away, University Hall	—	MD
							2-12-03	W	81	67	home, Smith Center	—	MD

Date	W-L	NC	VA	Site	Rank	Coach
1-26-04	W	96	77	home, Smith Center	7/-	RW
2-24-04	L	72	74	away, University Hall	12/-	RW
1-29-05	W	110	76	away, University Hall	3/-	RW
2-16-05	W	85	61	home, Smith Center	4/-	RW
1-19-06	L	68	72	away, University Hall	24/-	RW
3-1-06	W	99	54	home, Smith Center	13/-	RW
3-10-06	W	79	67	Greensboro Coliseum, ACC	10/-	RW
1-10-07	W	79	69	home, Smith Center	1/-	RW
2-12-08	W	75	74	away, John Paul Jones Arena	5/-	RW
1-15-09	W	83	61	away, John Paul Jones Arena	5/-	RW
2-7-09	W	76	61	home, Smith Center	3/-	RW
1-31-10	L	60	75	home, Smith Center	—	RW
1-8-11	W	62	56	away, John Paul Jones Arena	—	RW
2-11-12	W	70	52	home, Smith Center	5/19	RW
2-25-12	W	54	51	away, John Paul Jones Arena	7/25	RW
1-6-13	L	52	61	away, John Paul Jones Arena	—	RW
2-16-13	W	93	81	home, Smith Center	—	RW
1-20-14	L	61	76	away, John Paul Jones Arena	—	RW
2-2-15	L	64	75	home, Smith Center	12/3	RW
3-13-15	W	71	67	Greensboro Coliseum, ACC	19/3	RW
2-27-16	L	74	79	away, John Paul Jones Arena	7/3	RW
3-12-16	W	61	57	Verizon Center, Washington, DC, ACC	7/4	RW
2-18-17	W	65	41	home, Smith Center	10/14	RW
2-27-17	L	43	53	away, John Paul Jones Arena	5/23	RW
1-6-18	L	49	61	away, John Paul Jones Arena	12/8	RW
3-10-18	L	63	71	Barclays Center, Brooklyn, ACC	12/1	RW
2-11-19	L	61	69	home, Smith Center	8/4	RW
12-8-19	L	47	56	away, John Paul Jones Arena	7/5	RW
2-15-20	L	62	64	home, Smith Center	—	RW
2-13-21	L	48	60	away, John Paul Jones Arena	-/9	RW

**UNC at home—** 66-9 (24-6 at Smith Center, 18-2 at Carmichael Auditorium, 14-0 at Woollen Gym, 8-0 at Indoor Athletic Court, 2-1 at Bynum Gymnasium)

**UNC on the road—** 44-37 (4-7 at John Paul Jones Arena, 23-18 at University Hall, 15-6 at Memorial Gymnasium, 2-6 at Fayerweather Gymnasium)

**UNC at neutral sites—** 21-14 (8-1 in Greensboro [8-0 in Greensboro Coliseum, 0-1 at Grimsley High School], 4-4 in Raleigh, 3-2 in Charlotte, 2-2 in Lynchburg, 1-0 in Atlanta, 1-0 in Washington, D.C., 1-1 in Landover, 1-0 in Philadelphia, 0-1 in Brooklyn, 0-1 in Danville, 0-2 in Richmond)

**Dean Smith vs. Virginia—** 66-18

**Bill Guthridge vs. Virginia—** 4-2

**Matt Doherty vs. Virginia—** 2-4

**Roy Williams vs. Virginia—** 16-14

**UNC in Overtime—** 6-5

**UNC Largest Win—** 45 (99-54, 2005-06)

**UNC Largest Loss—** 40 (27-67, 1913-14)

**NC Most Points—** 110 (2004-05)

## CAROLINA BASKETBALL HISTORICAL FACTS & FIGURES

**Seasons:** 111

**All-Time:** 2304-833 (.734)

**ACC Regular-Season:** 717-297 (.707)

**All-Time Home:** 1,017-192 (.841)

**Dean E. Smith Center:** 443-81 (.845)

**Smith Center ACC:** 225-63 (.781)

**Smith Center Non-Conference:** 218-18 (.924)

### ACC Regular-Season Titles (32)

1956, 1957, 1959, 1960, 1961, 1967, 1968, 1969, 1971, 1972, 1976, 1977, 1978, 1979, 1982, 1983, 1984, 1985, 1987, 1988, 1993, 1995, 2001, 2005, 2007, 2008, 2009, 2011, 2012, 2016, 2017, 2019

**ACC Tournament Record:** 104-49 (.680)

### ACC Tournament Titles (18)

1957, 1967, 1968, 1969, 1972, 1975, 1977, 1979, 1981, 1982, 1989, 1991, 1994, 1997, 1998, 2007, 2008, 2016

**NCAA Tournament Record:** 126-48 (.724)

### NCAA Tournament Appearances (51)

1941, 1946, 1957, 1959, 1967, 1968, 1969, 1972, 1975, 1976, 1977, 1978, 1979, 1980, 1981, 1982, 1983, 1984, 1985, 1986, 1987, 1988, 1989, 1990, 1991, 1992, 1993, 1994, 1995, 1996, 1997, 1998, 1999, 2000, 2001, 2004, 2005, 2006, 2007, 2008, 2009, 2011, 2012, 2013, 2014, 2015, 2016, 2017, 2018, 2019, 2021

### NCAA Championships (6)

1957, 1982, 1993, 2005, 2009, 2017

### NCAA Championship Game Appearances (11)

1946, 1957, 1968, 1977, 1981, 1982, 1993, 2005, 2009, 2016, 2017

### NCAA Final Fours (20)

1946, 1957, 1967, 1968, 1969, 1972, 1977, 1981, 1982, 1991, 1993, 1995, 1997, 1998, 2000, 2005, 2008, 2009, 2016, 2017

### NCAA Regional Final or Elite Eights (28)

1941, 1946, 1957, 1967, 1968, 1969, 1972, 1977, 1981, 1982, 1983, 1985, 1987, 1988, 1991, 1993, 1995, 1997, 1998, 2000, 2005, 2007, 2008, 2009, 2011, 2012, 2016, 2017

### NCAA Regional Semifinals or Sweet 16s (36)

1941, 1946, 1957, 1967, 1968, 1969, 1972, 1975, 1977, 1981, 1982, 1983, 1984, 1985, 1986, 1987, 1988, 1989, 1990, 1991, 1992, 1993, 1995, 1997, 1998, 2000, 2005, 2007, 2008, 2009, 2011, 2012, 2015, 2016, 2017, 2019

**Helms Foundation National Champions:** 1924

**NIT Champions:** 1971

## National Players of the Year (11 players, 13 seasons)

Jack Cobb 1924, George Glamack 1940-41, Lennie Rosenbluth 1957, Phil Ford 1978, James Worthy 1982, Michael Jordan 1983-84, Kenny Smith 1987, Jerry Stackhouse 1995, Antawn Jamison 1998, Sean May 2005, Tyler Hansbrough 2009

## Naismith Hall of Fame (11)

Ben Carnevale 1970, Frank McGuire 1977, Dean Smith 1983, Billy Cunningham 1986, Bob McAdoo 2000, Larry Brown 2002, James Worthy 2003, Roy Williams 2007, Michael Jordan 2009, Charlie Scott 2018, Bobby Jones 2019

## First-Team All-Americans 39 players, 63 times

**Most Recent:** Justin Jackson, 2017

## Consensus First-Team All-Americans (18 players, 27 times)

Cartwright Carmichael 1923-24, Jack Cobb 1924-25-26, George Glamack 1940-41, Lennie Rosenbluth 1957, Larry Miller 1968, Robert McAdoo 1972, Phil Ford 1977-78, James Worthy 1982, Sam Perkins 1983-84, Michael Jordan 1983-84, Kenny Smith 1987, J.R. Reid 1988, Jerry Stackhouse 1995, Antawn Jamison 1998, Joseph Forte 2001, Tyler Hansbrough 2007-08-09, Brice Johnson 2016, Justin Jackson 2017

## Final Four MVPs (5)

James Worthy 1982, Donald Williams 1993, Sean May 2005, Wayne Ellington 2009, Joel Berry II 2017

## National Coaches of the Year (12 times)

Frank McGuire 1957, Dean Smith 1977-79-82-83, Bill Guthridge 1998, Matt Doherty 2001, Roy Williams 2005-06-09-17-19

## First-Team All-ACC (51 players, 78 times)

**Most Recent:** Cameron Johnson 2019

## ACC Players of the Year (15 times)

Lennie Rosenbluth 1957, Pete Brennan 1958, Lee Shaffer 1960, Billy Cunningham 1965, Larry Miller 1967-68, Mitch Kupchak 1976, Phil Ford 1978, Michael Jordan 1984, Antawn Jamison 1998, Joseph Forte co-winner 2001, Tyler Hansbrough 2008, Ty Lawson 2009, Tyler Zeller 2012, Justin Jackson 2017

## ACC Rookies of the Year (9)

Sam Perkins 1981, Michael Jordan 1982, J.R. Reid 1987, Ed Cota 1997, Joseph Forte 2000, Marvin Williams 2005, Tyler Hansbrough 2006, Brandon Wright 2007, Harrison Barnes 2011

## ACC Tournament MVPs (19 times)

Lennie Rosenbluth 1957, Larry Miller 1967-68, Charles Scott 1969, Lee Dedmon 1971, Robert McAdoo 1972, Phil Ford 1975, John Kuester 1977, Dudley Bradley 1979, Sam Perkins 1981, James Worthy 1982, J.R. Reid 1989, Rick Fox 1991, Jerry Stackhouse 1994, Shammond Williams 1997, Antawn Jamison 1998, Brandon Wright 2007, Tyler Hansbrough 2008, Joel Berry II 2016

## UNC'S ALL-TIME RANKINGS

	National Rank	Total
<b>Wins</b>	3rd	2,304
<b>Winning Percentage</b>	2nd	.734
<b>NCAA Tournament Titles</b>	3rd	6
<b>Final Fours</b>	1st	20
<b>NCAA Tournaments</b>	2nd	51
<b>NCAA Tournament Games</b>	2nd	174
<b>NCAA Tournament Wins</b>	2nd	126
<b>NCAA Tournament Win Pct.</b>	2nd	.724
<b>ACC Regular-Season Titles</b>	1st	32
<b>ACC Regular-Season Wins</b>	1st	717
<b>ACC Tournament Titles</b>	2nd	18
<b>ACC Tournament Finals</b>	1st	35
<b>ACC Tournament Wins</b>	2nd	104
<b>NBA First-Round Draft Picks</b>	2nd	54
<b>NBA Draft Picks</b>	3rd	118
<b>1,000-Point Scorers</b>	1st	78
<b>Olympic Gold Medalists</b>	1st	10

## RECORDS VS. 2021-22 OPPONENTS

App State	7-0
Boston College	19-6
Brown	2-0
College of Charleston	6-3
Clemson	133-23
Duke	141-114
Elon	21-4
Florida State	51-16
Furman	24-2
Georgia Tech	70-27
Kentucky	25-17
Louisville	16-7
Loyola Maryland	2-0
Miami	26-8
Michigan	5-4
UNC Asheville	9-0
NC State	161-79
Notre Dame	27-9
Pittsburgh	15-5
Purdue	8-3
Stanford	13-0
Syracuse	14-6
Tennessee	10-2
Villanova	11-5
<b>Virginia</b>	<b>131-60</b>
Virginia Tech	70-15
Wake Forest	163-67



# CAROLINA: BY THE NUMBERS



- 1 Carolina has been ranked **No. 1 in the final Associated Press poll** six times, the fourth most in college basketball history (1957, 1982, 1984, 1994, 1998 and 2008).
- 1 **First overall selection** in NBA Drafts (James Worthy 1982 and Brad Daugherty 1986).
- 1 Marvin Williams was the first player to leave college after his freshman season, play in the NBA and **return to college to earn his degree**.
- 2 Danny Green and LeBron James are the only two players in NBA history to **start for three different teams that won NBA championships** (Green in 2014 San Antonio, 2019 Toronto and 2020 Los Angeles Lakers).
- 2.3 **Average ACC regular-season finish**, best all-time.
- 3 **Bob Cousy Award** winners (Raymond Felton 2005, Ty Lawson 2008, Kendall Marshall 2012). UNC is the only school with three recipients.
- 3 & 5 Roy Williams won the **third-most games by a Division I coach** in NCAA history (903). Dean Smith is fifth (879).
- 4 Tar Heel players with **NCAA and NCAA championships** (James Worthy, Michael Jordan, Danny Green, Justin Jackson).
- 4 **Hubert Davis** is the fourth former Carolina player to become head coach of the Tar Heels (Reynolds Cuthbertson, Monk McDonald, Matt Doherty and Davis).
- 4 Tyler Hansbrough is the only player in ACC history to earn **first-team All-America honors four times**.
- 4 **NBA Draft Lottery** picks in 2005. Carolina was the first school to have four Lottery picks in the same draft. UNC also had four first-round selections in 2012.
- 4 Luke Maye, Marcus Paige, Tyler Zeller and Henrik Rodl won **Academic All-ACC honors four times** among the 63 occasions Tar Heels have earned that distinction.
- 5 **National Coaches of the Year** (Frank McGuire in 1957, Dean Smith four times, Bill Guthridge in 1998, Matt Doherty in 2001, Roy Williams five times).
- 5 **Most Outstanding Players in the Final Four** (James Worthy in 1982, Donald Williams in 1993, Sean May in 2005, Wayne Ellington in 2009, Joel Berry II in 2017).
- 5 **NBA Rookies of the Year** (Bob McAdoo, Walter Davis, Phil Ford, Michael Jordan, Vince Carter).
- 6 Tyler Zeller (2011, 2012), Marcus Paige (2015, 2016) and Luke Maye (2018, 2019) have won six **Skip Prosser Awards**, given to the ACC's top scholar-athlete.
- 6 James Worthy is one of six players to win **Final Four and NBA Finals Most Outstanding/Valuable Player** honors with Wilt Chamberlain, Magic Johnson, Hakeem Olajuwon, Isaiah Thomas and Bill Walton).
- 7 **National Championships** (NCAA Tournament titles won in 1957, 1982, 1993, 2005, 2009 and 2017 and the 1924 team that was selected by the Helms Foundation)
- 7 Carolina is 7-0 in games matching the **No. 1 vs. No. 2** teams in the Associated Press poll (most recent, 2005 NCAA final when No. 2 UNC beat No. 1 Illinois).
- 8 **Retired jerseys/number:** 10 Lennie Rosenbluth, 12 Phil Ford, 20 George Glamack, 23 Michael Jordan, 33 Antawn Jamison, 50 Tyler Hansbrough, 52 James Worthy and Jack Cobb (no number).
- 8 **ACC Player of the Week** awards won by Tyler Hansbrough in 2007-08, most in a season in league history.
- 8 Ty Lawson set the **NCAA championship game record** with eight steals in 2009 vs. Michigan State.
- 9 **ACC Rookies of the Year** (Sam Perkins 1981, Michael Jordan 1982, J.R. Reid 1987, Ed Cota 1997, Joseph Forte 2000, Marvin Williams 2005, Tyler Hansbrough 2006, Brandan Wright 2007, Harrison Barnes 2011)
- 10 **Gold medals** won by Tar Heels in the Summer Olympics, more than any other school.
- 10 **First-team Academic All-Americans**, including Tyler Zeller in 2011 and 2012, when he was the National Academic All-America of the Year, and Marcus Paige in 2016. That's the sixth-most in college basketball history.
- 10 School records (assists, free throw shooting and three-point shooting) held by current assistant coach **Jeff Lebo** when he concluded his Tar Heel playing career in 1989.
- 11 **Naismith Memorial Basketball Hall of Famers** (Ben Carnevale, Frank McGuire, Larry Brown, Dean Smith, Billy Cunningham, Charlie Scott, Bob McAdoo, Bobby Jones, James Worthy, Michael Jordan and Roy Williams)
- 11 **Final Fours** reached by Dean Smith, third most in college basketball history. Roy Williams led nine teams to the Final Four – five at Carolina and four at Kansas.
- 12 **ACC Player of the Week** honors won by Antawn Jamison, which equals the ACC record.
- 13 **National Players of the Year** (Jack Cobb 1926, George Glamack 1940 and 1941, Lennie Rosenbluth 1957, Phil Ford 1978, James Worthy 1982, Michael Jordan 1983 and 1984, Kenny Smith 1987, Jerry Stackhouse 1995, Antawn Jamison 1998, Sean May 2005, Tyler Hansbrough 2008).
- 14 Tar Heels have played in the **Summer Olympics**, including Michael Jordan, who won gold medals in 1984 and 1992.
- 14 **Wins over the No. 1** team in the Associated Press poll, most in college basketball history.
- 15 **ACC Players of the Year** (Lennie Rosenbluth 1957, Pete Brennan 1958, Lee Shaffer 1960, Billy Cunningham 1965, Larry Miller 1967 and 1968, Mitch Kupchak 1976, Phil Ford 1978, Michael Jordan 1984, Antawn Jamison 1998, Joseph Forte 2001, Tyler Hansbrough 2008, Ty Lawson 2009, Tyler Zeller 2012, Justin Jackson 2017).
- 17 **NCAA Tournament No. 1 seeds**, more than any school in college basketball (1979, 1982, 1984, 1987, 1991, 1993, 1994, 1997, 1998, 2005, 2007, 2008, 2009, 2012, 2016, 2017, 2019).
- 17 **Regular-season ACC championships** won by Dean Smith, most by a head coach.
- 18 **ACC Tournament championships**, second most in ACC history.
- 20 **Final Fours**, most in college basketball history (1946, 1957, 1967, 1968, 1969, 1972, 1977, 1981, 1982, 1991, 1993, 1995, 1997, 1998, 2000, 2005, 2008, 2009, 2016, 2017).



- 20** Joel Berry II became the first player since UCLA's Bill Walton (in 1972 and 1973) to **score 20 points in consecutive national championship games** (20 vs. Villanova in 2016 and 22 vs. Gonzaga in 2017).
- 21** Carolina's halftime lead over Michigan State in the 2009 NCAA title game, the **largest halftime margin in NCAA finals** history.
- 22** **NBA-record seasons played** by Vince Carter.
- 23** **Michael Jordan**: six-time NBA champion and NBA Finals MVP, five-time MVP, ESPN's Greatest Athlete of the 20th Century
- 24** **AP poll finishes in the top five**, the second most in college basketball history.
- 25** Carolina has **won 25** or more games an NCAA-record 38 times.
- 25** Donald Williams is the last player to score **25 points in both the national semifinal (1993 vs. Kansas) and championship game** (vs. Michigan).
- 26** **No. 1 seeds in the ACC Tournament**, most all-time.
- 27** **Consensus first-team All-America** seasons, the second most in college basketball history (most recent Justin Jackson in 2017).
- 32** **ACC regular-season championships**, 13 more than other school.
- 32** The 1956-57 Tar Heels went 32-0 to win the first of UNC's six NCAA championships. The 32 wins ties the **NCAA record for wins in a perfect season** (with Indiana 1975-76).
- 34** Cole Anthony's points in his 2019-20 debut vs. Notre Dame, the **ACC scoring record for a player's first collegiate game**.
- 34** Bill Guthridge, in his first season as head coach after 30 as an assistant to Dean Smith, won 34 games in 1997-98, the **NCAA record for wins by a first-year head coach**.
- 35** **ACC Tournament championship game** appearances, most all-time (35 finals in 66 ACC Tournaments).
- 35** **Consecutive post-season appearances** from 1967-2001, the most in college basketball history.
- 36** **NBA championships** won by 18 former Tar Heel players (25 more than any other ACC school).
- 38** **AP poll finishes in the top 10**, the second most in college basketball history.
- 39** Tar Heels have earned **first-team All-America** honors 63 times.
- 39** **Regular-season conference championships** (32 ACC, seven Southern), third most in college basketball history.
- 39** Al Wood's points vs. Virginia in 1981 Final Four, the **NCAA record for the national semifinals**.
- 40** **Consecutive double-doubles** by Billy Cunningham, the ACC record and second-longest streak in college basketball history.
- 51** **NCAA Tournament appearances**, second most in college basketball history.
- 51** **Seasons ranked in the final AP poll**, the second most in college basketball history.
- 53** **Jerseys of former players that hang in the rafters** of the Dean E. Smith Center. That includes eight players whose jerseys/numbers are retired and 45 that are honored (number may be worn again).
- 54** **First-round NBA Draft picks** who played for Carolina, the second most all-time.
- 59** **Consecutive home wins** over Clemson before a loss, the longest streak in college basketball history.
- 63.7** Brendan Haywood's **career field goal percentage**, the ACC record.
- 72.4** **NCAA Tournament winning percentage**, second highest in college basketball history.
- 73.4** **Winning percentage**, second highest in college basketball history.
- 78** **1,000-point scorers**, most in college basketball history.
- 78** **First-team All-ACC** selections by 51 Tar Heels. The 78 first-team honors are the most in ACC history.
- 79** **NCAA Tournament wins for Roy Williams**, second-most in college basketball history. Dean Smith is third with 65.
- 79** **McDonald's All-America** high school players who have gone on to play for the Tar Heels.
- 84.1** **Home court winning percentage** (1,017-192 all-time home record).
- 104** **ACC Tournament wins**, second most all-time.
- 110** **Weeks ranked No. 1** in the AP poll, the fourth-most in college basketball history.
- 123** **Wins in games played** by Danny Green from 2005-09, most by a Tar Heel.
- 126** **NCAA Tournament wins**, second most in college basketball history. Only one other ACC school has played in more NCAA Tournament games than UNC has won.
- 133** **Double-figure scoring games** by Tyler Hansbrough, the all-time ACC record
- 152** **ACC record for games played** by Deon Thompson from 2006-10.
- 171** Tar Heel **players in the Final Four**, more than any other school in NCAA history.
- 174** **NCAA Tournament games**, second most in NCAA Tournament history.
- 576** **ACC regular-season wins** between Dean Smith (364) and Roy Williams (212), who rank second and third all-time. They are two of three coaches in ACC history to win at least 200 ACC regular-season games.
- 717** **ACC regular-season wins**, most all-time.
- 879** Wins as Carolina's head coach by **Dean Smith**, which set the NCAA record in 1997 and stands as the fifth-most by a Division I coach today.
- 903** **Roy Williams' all-time wins**. He passed Bob Knight on 3/11/21 for the third-most in college basketball history.
- 930** **Weeks in the AP poll**, the most in college basketball history.
- 982** **NCAA record free throws** made by Tyler Hansbrough.
- 1,000** Ed Cota is the **only player in college basketball history** with 1,000 points, 1,000 assists and 500 rebounds.
- 1976** The United States won **Olympic gold in Montreal** in 1976 led by head coach Dean Smith, assistant coach Bill Guthridge and four Tar Heel players – Walter Davis, Phil Ford, Mitch Kupchak and Tom LaGarde.
- 2,304** **Wins**, the third most in college basketball history.
- 2,872** Tyler Hansbrough's **career scoring total**, the **ACC record**.



## CAROLINA IN THE ASSOCIATED PRESS POLL

Total Polls Ranked	930
Current Streak of Weeks in AP Poll	not ranked
Weeks at No. 1	110
Weeks at No. 2	81
Weeks at No. 3	84
Weeks at No. 4	87
Weeks at No. 5	71
Weeks at No. 6	58
Weeks at No. 7	52
Weeks at No. 8	54
Weeks at No. 9	54
Weeks at No. 10	35
Top 5 Rankings	433
Top 10 Rankings	686
Longest Streak of Weeks Ranked	172 from 1989-90 to 1999-2000
Most Consecutive Weeks No. 1	15 in 1983-84
Seasons Ranked	65 of 74
Seasons Ranked in the Top 10	57 of 74
Seasons in Final Top 10	38 of 73 through 2020-21

### 2021-22 WEEKLY POLLS

Preseason	19
November 15	18
November 22	NR
November 29	NR
December 6	NR
December 13	NR
December 20	NR
December 27	NR
January 3	NR

### FINAL ASSOCIATED PRESS POLLS (charts researched at [collegepollarchive.com](http://collegepollarchive.com))

#### MOST TIMES RANKED NO. 1 IN THE FINAL AP POLL

10 – Kentucky
8 – Duke
8 – UCLA
6 – North Carolina
4 – Kansas

#### MOST TIMES RANKED IN THE TOP 5 IN THE FINAL AP POLL

30 – Kentucky
24 – North Carolina
22 – Kansas
18 – UCLA
17 – Duke

#### MOST TIMES RANKED IN THE TOP 10 IN THE FINAL AP POLL

45 – Kentucky
38 – North Carolina
38 – Duke
31 – Kansas
26 – UCLA

#### MOST TIMES RANKED IN THE FINAL AP POLL

53 – Kentucky
51 – North Carolina
49 – Duke
45 – Kansas
41 – UCLA

### ALL ASSOCIATED PRESS POLLS (through 1/3/22 poll)

#### MOST WEEKS RANKED IN THE AP POLL (OUT OF 1,230 TOTAL POLLS)

930 – North Carolina (75.6 percent, the highest percentage of all teams)
929 – Kentucky
850 – Duke
811 – Kansas
708 – UCLA

#### MOST CONSECUTIVE WEEKS RANKED IN THE AP POLL

172 – 1989-90 to 1999-2000 (No. 4 in college basketball history)
171 – 1972-73 to 1982-83 (No. 5 all-time)
106 – 2013-14 to 2019-20
87 – 1984-85 to 1989-90
75 – 2005-06 to 2009-10

### MOST TIMES RANKED NO. 1 IN ALL AP POLLS

145 – Duke
134 – UCLA
125 – Kentucky
110 – North Carolina
73 – Kansas

### MOST CONSECUTIVE WEEKS RANKED NO. 1 IN THE AP POLL

15 – 1983-84 (No. 10 all-time)
13 – 1985-86 (No. 14 all-time)
11 – 2007-08 to 2008-09 (No. 17 all-time)
11 – 2007-08 (No. 17 all-time)
10 – 1956-67 to 1957-58 (No. 22 all-time)

### MOST TIMES RANKED IN THE TOP 5 IN ALL AP POLLS

463 – Kentucky
433 – North Carolina
432 – Duke
382 – Kansas
320 – UCLA

### MOST TIMES RANKED IN THE TOP 10 IN ALL AP POLLS

714 – Kentucky
706 – Duke
686 – North Carolina
591 – Kansas
470 – UCLA

### MOST CONSECUTIVE WEEKS RANKED IN THE TOP 10 IN THE AP POLL

62 – 2005-06 to 2009-10 (No. 10 all-time)
62 – 1984-85 to 1988-89 (No. 10 all-time)
57 – 1966-67 to 1969-70
54 – 1992-93 to 1994-95
25 – 1990-91 to 1991-92

### NUMBER 1 VERSUS NUMBER 2 (UNC is 7-0 in 1 vs. 2 games)

Date	Result
3/23/57	No. 1 UNC 54, No. 2 Kansas 53 (3 OT) – NCAA championship
12/26/81	No. 1 UNC 82, No. 2 Kentucky 69
1/9/82	No. 1 UNC 65, No. 2 Virginia 60
2/4/86	No. 1 UNC 78, No. 2 Georgia Tech 77 (OT)
2/3/94	No. 2 UNC 89, No. 1 Duke 78
2/5/98	No. 2 UNC 97, No. 1 Duke, 73
4/4/05	No. 2 UNC 75, No. 1 Illinois 70 – NCAA championship

### MOST WINS OVER THE NO. 1 TEAM IN THE ASSOCIATED PRESS POLL

North Carolina	14
UCLA	12
Duke	10
Maryland	10
Kansas	9
Kentucky	9
Ohio State	9
Georgia Tech	8
Notre Dame	8
Vanderbilt	8

### THE LAST TIME ... AP POLLS

**Played as the No. 1 team in AP poll:** lost at Northern Iowa, 67-71, 11/21/15  
**Beat AP No. 1:** at Duke, 88-72, 2/20/19  
**Lost to AP No. 1:** \*vs. Virginia, 63-71, 3/10/18 in Brooklyn  
**Beat AP Top-10 opponent by 20 points:** beat No. 10 Virginia Tech, 103-82, 1/21/19  
**Beat AP Top-25 opponent by 20 points:** beat No. 24 Michigan, 72-51, 12/1/21  
**Lost to unranked opponent as Top-5 AP team:** No. 5 UNC lost to Wofford, 75-79, 12/20/17  
**Lost to unranked opponent as Top-10 AP team:** No. 6 UNC lost to Michigan, 64-73, 11/28/19 in The Bahamas

\* ACC Tournament

# ROSTERS, PRONUNCIATION GUIDE



## ALPHABETICAL

No.	Player	Yr.	Pos.	Ht.	Wt.	Hometown	Previous College/High School
5	Armando Bacot (C)	Jr.	F/C	6-10	240	Richmond, Va.	IMG Academy (Bradenton, Fla.)
1	Rechon "Leaky" Black	Sr.	F	6-8	200	Concord, N.C.	Cox Mill
4	RJ Davis (C)	So.	G	6-0	175	White Plains, N.Y.	Archbishop Stepinac
11	D'Marco Dunn	Fr.	G	6-4	185	Tucson, Ariz.	Westover (Fayetteville, N.C.)
34	Duwe Farris	Jr.	F	6-6	215	Charlotte, N.C.	Myers Park
13	Dawson Garcia	So.	F	6-11	235	Prior Lake, Minn.	Marquette University/Prior Lake HS
0	Anthony Harris	R-So.	G	6-4	195	Woodbridge, Va.	Paul VI (Fairfax, Va.)
14	Donovan "Puff" Johnson	So.	G	6-8	205	Moon Township, Pa.	Hillcrest Prep (Phoenix, Ariz.)
15	Rob Landry	So.	G	6-4	185	Greensboro, N.C.	North Carolina School of Science & Math (Durham, N.C.)
25	Creighton Lebo	So.	G	6-1	170	Greenville, N.C.	Greenfield School (Wilson, N.C.)
2	Caleb Love (C)	So.	G	6-4	195	St. Louis, Mo.	Christian Brothers College
45	Brady Manek	Gr.	F	6-9	230	Harrah, Okla.	University of Oklahoma/Harrah HS
35	Ryan McAdoo	R-Sr.	F	6-5	210	Boca Raton, Fla.	Saint Andrew's School
22	Justin McKoy	Jr.	F	6-8	220	Raleigh, N.C.	University of Virginia/Panther Creek HS (Cary, N.C.)
3	Dontrez Styles	Fr.	G/F	6-6	210	Kinston, N.C.	Kinston
24	Kerwin Walton	So.	G	6-5	210	Hopkins, Minn.	Hopkins (Minnetonka, Minn.)
30	Jackson Watkins	Jr.	G	6-1	180	Richmond, Va.	Collegiate School

**Head Coach:** Hubert Davis (10th year at UNC, 1st year as head coach); **Assistant Coaches:** Brad Frederick (9th year at UNC, 5th year as assistant coach); Jeff Lebo (1st year at UNC); Sean May (7th year at UNC, 1st year as assistant coach); **Director of Operations:** Eric Hoots (18th year); **Director of Team and Player Development:** Jackie Manuel (2nd year with UNC men's basketball); **Director of Recruiting:** Pat Sullivan (5th season at UNC); **Director of Strength and Conditioning:** Jonas Sahrtian (18th year); **Athletics Trainer:** Doug Halverson (9th year); **Graduate Managers:** Brandon Robinson, Kiersten Steinbacher

## NUMERICAL

No.	Player	Yr.	Pos.	Ht.	Wt.	Hometown	Previous College/High School
0	Anthony Harris	R-So.	G	6-4	195	Woodbridge, Va.	Paul VI (Fairfax, Va.)
1	Rechon "Leaky" Black	Sr.	F	6-8	200	Concord, N.C.	Cox Mill
2	Caleb Love (C)	So.	G	6-4	195	St. Louis, Mo.	Christian Brothers College
3	Dontrez Styles	Fr.	G/F	6-6	210	Kinston, N.C.	Kinston
4	RJ Davis (C)	So.	G	6-0	175	White Plains, N.Y.	Archbishop Stepinac
5	Armando Bacot (C)	Jr.	F/C	6-10	240	Richmond, Va.	IMG Academy (Bradenton, Fla.)
11	D'Marco Dunn	Fr.	G	6-4	185	Tucson, Ariz.	Westover (Fayetteville, N.C.)
13	Dawson Garcia	So.	F	6-11	235	Prior Lake, Minn.	Marquette University/Prior Lake HS
14	Donovan "Puff" Johnson	So.	G	6-8	205	Moon Township, Pa.	Hillcrest Prep (Phoenix, Ariz.)
15	Rob Landry	So.	G	6-4	185	Greensboro, N.C.	North Carolina School of Science & Math (Durham, N.C.)
22	Justin McKoy	Jr.	F	6-8	220	Raleigh, N.C.	University of Virginia/Panther Creek HS (Cary, N.C.)
24	Kerwin Walton	So.	G	6-5	210	Hopkins, Minn.	Hopkins (Minnetonka, Minn.)
25	Creighton Lebo	So.	G	6-1	170	Greenville, N.C.	Greenfield School (Wilson, N.C.)
30	Jackson Watkins	Jr.	G	6-1	180	Richmond, Va.	Collegiate School
34	Duwe Farris	Jr.	F	6-6	215	Charlotte, N.C.	Myers Park
35	Ryan McAdoo	R-Sr.	F	6-5	210	Boca Raton, Fla.	Saint Andrew's School
45	Brady Manek	Gr.	F	6-9	230	Harrah, Okla.	University of Oklahoma/Harrah HS

(C) denotes team captains

## PRONUNCIATIONS

### Players:

Rechon "Leaky" Black (RAY-shon LEE-key)  
*Leaky is acceptable first reference (his middle name is Malik)*  
 Armando Bacot (are-MAHN-doe BAY-cot)  
 Duwe Farris (Dewey FAIR-us)  
 Donovan "Puff" Johnson – *Puff is acceptable first reference*  
 Caleb Love (KAY-lib)  
 Creighton Lebo (KRAY-ton LEE-boe)  
 Brady Manek (MAN-ick)  
 Ryan McAdoo (MACK-uh-dew)  
 Dontrez Styles (DON-trezz)

**Staff:** Jeff Lebo (LEE-boe), Jonas Sahrtian (JOE-nus suh-RAY-shun)

**Hometowns:** Leaky Black– Concord, N.C. (KON-kord)

## BIRTHDAYS

Justin McKoy	January 7, 2001
D'Marco Dunn	February 28, 2003
Armando Bacot	March 6, 2000
Ryan McAdoo	April 30, 1999
Leaky Black	June 14, 1999
Dontrez Styles	June 26, 2002
Anthony Harris	July 6, 2000
Rob Landry	August 4, 2000
Duwe Farris	September 1, 2000
Brady Manek	September 4, 1998
Creighton Lebo	September 8, 2001
Dawson Garcia	September 20, 2001
Caleb Love	September 27, 2001
Puff Johnson	October 11, 2000
Kerwin Walton	October 20, 2001
RJ Davis	October 21, 2001
Jackson Watkins	October 28, 2000

# 2021-22 SCHEDULE



DAY	DATE	OPPONENT	SITE	TIME/RESULT	TV
Fri	Nov. 5	Elizabeth City State (exh.)	Chapel Hill	W, 83-55 (exh.)	ACCNX
Tue	Nov. 9	Loyola Maryland	Chapel Hill	W, 83-76 (1-0)	ACCN
Fri	Nov. 12	Brown	Chapel Hill	W, 94-87 (2-0)	ACCN
Tue	Nov. 16	at College of Charleston (TD Arena)	Charleston, S.C.	W, 94-83 (3-0)	CBS Sports Network
<b>Basketball Hall of Fame Tip-Off Tournament (Mohegan Sun)</b>					
Sat	Nov. 20	vs. Purdue	Uncasville, Conn.	L, 84-93 (3-1)	ESPN News
Sun	Nov. 21	vs. Tennessee	Uncasville, Conn.	L, 72-89 (3-2)	ESPN
Tue	Nov. 23	UNC Asheville	Chapel Hill	W, 72-53 (4-2)	RSN
<b>ACC-Big Ten Challenge</b>					
Wed	Dec 1	Michigan	Chapel Hill	W, 72-51 (5-2)	ESPN
Sun	Dec 5	at Georgia Tech (McCamish Pavilion)	Atlanta, Ga.	W, 79-62 (6-2, 1-0)	ESPN
Sat	Dec 11	Elon	Chapel Hill	W, 80-63 (7-2, 1-0)	ACCN
Tue	Dec 14	Furman	Chapel Hill	W, 74-61 (8-2, 1-0)	ESPN2
<b>CBS Sports Classic (T-Mobile Arena)</b>					
Sat	Dec 18	vs. Kentucky	Las Vegas, Nev.	L, 69-98 (8-3, 1-0)	CBS
Tue	Dec 21	Appalachian State	Chapel Hill	W, 70-50 (9-3, 1-0)	ACCN
Sun	Jan 2	at Boston College (Conte Forum)	Chestnut Hill, Mass.	W, 91-65 (10-3, 2-0)	ESPN2
Wed	Jan 5	at Notre Dame (Purcell Pavilion)	Notre Dame, Ind.	L, 73-78 (10-4, 2-1)	ESPN2
Sat	Jan 8	Virginia	Chapel Hill	1 p.m.	ESPN
Sat	Jan 15	Georgia Tech	Chapel Hill	8 p.m.	ACCN
Tue	Jan 18	at Miami (Watsco Center)	Coral Gables, Fla.	7 p.m.	ACCN
Sat	Jan 22	at Wake Forest (LJVM Coliseum)	Winston-Salem, N.C.	8 p.m.	ACCN
Wed	Jan 26	Boston College	Chapel Hill		
Sat	Jan 29	NC State	Chapel Hill	2 p.m.	ACCN
Mon	Jan 31	at Louisville (KFC Yum! Center)	Louisville, Ky.	7 p.m.	ESPN
Sat	Feb 5	Duke	Chapel Hill	6 p.m.	ESPN
Tue	Feb 8	at Clemson (Littlejohn Coliseum)	Clemson, S.C.	9 p.m.	ESPN or ESPN2
Sat	Feb 12	Florida State	Chapel Hill	2 p.m.	ESPN or ESPN2
Wed	Feb 16	Pittsburgh	Chapel Hill	8 p.m.	ACCN
Sat	Feb 19	at Virginia Tech (Cassell Coliseum)	Blacksburg, Va.	4 p.m.	ESPN or ESPN2
Mon	Feb 21	Louisville	Chapel Hill	7 p.m.	ESPN
Sat	Feb 26	at NC State (PNC Arena)	Raleigh, N.C.	2 or 4 p.m.	ESPN or ESPN2
Mon	Feb 28	Syracuse	Chapel Hill	7 p.m.	ESPN
Sat	Mar 5	at Duke (Cameron Indoor Stadium)	Durham, N.C.	6 p.m.	ESPN
<b>Atlantic Coast Conference Tournament (Barclays Center)</b>					
Tue	Mar 8	First Round	Brooklyn, N.Y.	2, 4:30, 7 p.m.	ACCN
Wed	Mar 9	Second Round	Brooklyn, N.Y.	Noon, 2:30, 7, 9:30 p.m.	ESPN, ESPN2 or ESPNU
Thu	Mar 10	Quarterfinals	Brooklyn, N.Y.	Noon, 2:30, 7, 9:30 p.m.	ESPN or ESPN2
Fri	Mar 11	Semifinals	Brooklyn, N.Y.	7 and 9:30 p.m.	ESPN or ESPN2
Sat	Mar 12	Championship	Brooklyn, N.Y.	8:30 p.m.	ESPN

## NCAA Tournament Sites

**First Four:** March 15-16, Dayton, Ohio

**First & Second Rounds:** March 17&19– Buffalo, N.Y.; Fort Worth, Texas; Indianapolis, Ind.; Portland, Ore.; March 18&20– Greenville, S.C.; Milwaukee, Wis.; Pittsburgh, Pa.; San Diego, Calif.

**Regionals:** March 24&26– South: San Antonio, Texas; West: San Francisco, Calif.; March 25&27– East: Philadelphia, Pa.; Midwest: Chicago, Ill.

**Final Four:** April 2&4– New Orleans, La.

*Home games at the Dean E. Smith Center*

*All times are Eastern*

*RSN (Regional Sports Networks) includes: Bally Sports South, Bally Sports Florida, Bally Sports Sun, Bally Sports Midwest, Bally Sports Indiana, MASN, NESN and YES Network*

**Covid-related changes:** December 29 home game vs. Virginia Tech postponed; January 1 game at Boston College moved to January 2



# 2021-22 POSTGAME NOTES



## GAME 1: @UNC 83, LOYOLA MARYLAND 67

- Caleb Love scored 20-plus points for the third time as a Tar Heel. He had 25 at Duke and 20 against Wake Forest as a freshman.
- It was the seventh time Love has led UNC in scoring. He also led UNC in the season opener last year when he scored 17 against the College of Charleston.
- It was the second game in a row in which Love did not commit a turnover (also in NCAA first round vs. Wisconsin).
- Love made 7 of 13 shots from the floor. Carolina is 5-0 when Love shoots at least 50 percent from the floor.
- Brady Manek scored 20 points. It was the 76th time he scored in double figures and the 13th career game in which Manek scored 20 or more points.
- Manek made Carolina's first basket of the season, a three-pointer 17 seconds into the game.
- RJ Davis led UNC with five assists, his second-highest total as a Tar Heel (eight at Iowa last season).
- Kerwin Walton had 11 points and made three three-point field goals. It was the 13th time he made at least three as a Tar Heel. UNC is 9-4 when he connects on at least three 3FGs.
- Carolina improved to 100-12 in season openers.
- It was UNC's 20th straight home opening victory.

## GAME 2: @UNC 94, BROWN 87

- Brown led by as many as seven points in the first half (34-41 and 36-43) and by three at the half. The Bears led by as many as six four different times in the second half (latest at 12:04).
- Carolina went ahead for the first time in the second half at 72-70 with 9:44 to play and went ahead for good on a Davis three for a 78-77 lead with 6:55 to play.
- Davis set career highs in points (26), field goals (9) and threes (6). His previous highs were 19 points and four 3FGs against Virginia Tech in the ACC Tournament and six field goals twice.
- Davis was 6 for 9 from three-point range. His six threes are the most by a Tar Heel since Cole Anthony made seven at Syracuse on 2/29/20.
- Davis's six threes equal the eighth-most in the Smith Center by a Tar Heel and are the most in the Smith Center since Brandon Robinson made six against Miami on 1/25/20.
- Davis made four three-pointers in the final 6:55. He made one at 6:55 for a 78-77 lead, at 6:19 for an 81-77 lead, at 1:37 for an 88-82 lead and at 0:43 for a 91-85 lead.
- Davis had one turnover. It was only the fifth time since 1981-82 a Tar Heel had 26 points and six assists with only one turnover:

## AT LEAST 26 POINTS & 6 ASSISTS W/1 TURNOVER RJ Davis 11/12/21 vs. Brown (26-6-1)

Cole Anthony 3/3/20 vs. Wake Forest (28-7-1)  
Tyler Hansbrough 11/24/06 vs. Tennessee (27-6-1)  
Adam Boone 2/17/02 vs. Florida State (28-6-1)  
James Worthy 12/26/81 vs. Kentucky (26-6-1)

- Bacot had 22 points (one off his career best) and added a game-high 10 rebounds for his 19th career double-double.
- It was Bacot's fifth career 20-point game.
- Bacot was 10 for 11 from the floor. His field

goal percentage of .909 equals the fourth-highest in a game in the Smith Center by a Tar Heel.

- Bacot was 6 for 6 in the first half and made his first three attempts in the second half to go 9 for 9. He missed his 10th attempt then added a dunk with 12:20 to play on his final FG attempt of the game.
- Bacot's 10 field goals were a career high.
- Over the final eight minutes (after the score was tied at 74), Carolina held the Bears to five field goals in their last 18 shots from the floor. Prior to that stretch Brown had made 32 of 55 from the floor (.582).
- The teams combined for only 12 turnovers (UNC 7, Brown 5).
- Brown's five turnovers equal the second fewest ever by an opponent in the Smith Center.
- Carolina's seven turnovers equal the sixth fewest ever by UNC in the Smith Center.
- Brown's 50 first-half points marked the first time an opponent scored 50 in a half in a Carolina victory since NC State scored 56 in the second half in a 113-96 Tar Heel win on 2/5/19.
- Brown scored 1.28 points per possession in the first half, scoring 50 points on 39 possessions. In the second, the Bears totaled 37 points on 42 possessions (0.88).
- Carolina scored 1.18 per possession in the first half, 1.09 in the second and 1.13 for the game (94 points on 83 possessions).

## GAME 3: UNC 94, @COLLEGE OF CHARLESTON 83

- Bacot scored a career-high 24 points, tied his career-high with six blocks and posted his second straight double-double with 12 rebounds.
- Carolina trailed by as many as 11 in the first half and by six at the half. UNC took its first lead at 48-46 on a Manek three with 16:53 to play.
- Bacot scored with 15:52 to play for a 50-49 lead, a lead UNC would not relinquish the rest of the game.
- Bacot went 20 for 23 from the floor in the last two games.
- It was the second straight game he made a career-high 10 field goals. Bacot became the first Tar Heel with 10 field goals in consecutive games since Cameron Johnson (10 at Wake Forest and 11 at Duke in 2019).
- It's the first time in Carolina history a Tar Heel had consecutive games with at least 20 points and 10 rebounds and shot 80 percent from the floor in both games.
- Love scored 18 of 22 points in the second half and delivered a game-high six assists.
- Walton made four three-pointers and finished with 14 points. It was the sixth time in his career he made at least four three-pointers.
- Carolina shot 64.3 percent from the floor in the second half (18 of 28 field goals). It was the highest UNC has shot in a half this season.
- Carolina has scored more than 90 points in two of the first three games. Last season UNC scored 90 points for the first two times in February against Duke and Louisville.

## GAME 4: PURDUE 93, UNC 84, UNCASVILLE, CONN.

- Black did not play due to a non-Covid-related illness. Walton started instead.
- Carolina had won the last 12 times it scored 80 or more points.
- Carolina trailed at the half for the third consecutive game.

- Carolina allowed a season-high 93 points and Purdue shot 55.7 percent from the floor, the highest by an opponent since Georgia Tech shot 59.0 percent in a 96-83 win over the Tar Heels in Chapel Hill in 2020.
- Carolina did not attempt a free throw in the first half, the first time that happened since the first half against Virginia Tech on 1/18/2015.
- Carolina was 12 for 29 from three-point range. The 12 threes were the most in a UNC loss since it made 13 in a 91-88 loss to Miami in Chapel Hill on 2/27/2018.
- Carolina had won the last eight times it made seven or more threes.
- Garcia scored a season-high 26 points. It was the second-most points in his career, his 19th game in double figures and seventh with 20 or more. He made a career-high 10 field goals and matched his career best with three 3FGs.
- Garcia was 10 for 13, a career-high field goal percentage of .769.
- Davis scored 16 of his 18 points in the second half. He scored all seven of his points at Charleston in the second half and scored 14 of his career-best 26 in the second half vs. Brown.
- Garcia, Davis and Love made 23 of Carolina's 31 field goals.
- It was the second straight game the opponents scored 19 points off UNC turnovers.
- Purdue's 93 points are the most by an opponent since Iowa scored 93 last year in Iowa City.
- Carolina trailed by as many as 10 in the first half and by six at the half. UNC took its first and only lead with 9:19 to play when Garcia made a three for UNC to go ahead, 65-64.
- Sasha Stefanovic (23), Jaden Ivy (22) and Trevion Williams (20) are the first trio to score 20 in a game against UNC since NC State on 1/27/2018 (Allerik Freeman 29, Torin Dorn 20 and Markell Johnson 20).
- Purdue broke an eight-game losing streak to UNC.
- It was Purdue's first win over UNC since 3/16/1974 in Madison Square Garden in the NIT.

## GAME 5: TENNESSEE 89, UNC 72, UNCASVILLE, CONN.

- Tennessee broke a five-game losing streak to the Tar Heels, who lost consecutive games in November for the first time since 2010-11.
- The Vols shot 65.6 percent from the floor in the second half, highest in a half by an opponent in the first five games.
- Carolina shot 40 percent from the floor and scored 72 points, the lowest percentage and fewest points to date this season.
- Tennessee had 28 assists on 38 field goals, while UNC had nine on 22.
- The Vols out-scored UNC, 54-22, in the paint and 19-8 in fastbreak points.
- Manek went 6 for 10 from three and scored a game-high 24 points.
- Bacot had 16 points and 12 rebounds for his third double-double of the season.
- Tennessee out-rebounded UNC, 38-30, the first time this season the Tar Heels were out-rebounded.
- Tennessee's 89 points marked the first time since 2003-04 Carolina's opponents scored 80 or more in four straight games.

**GAME 6: @UNC 72, UNC ASHEVILLE 53**

- The Tar Heels held UNC Asheville to 26.5 percent shooting from the floor. The Bulldogs' field goal percentage was the lowest by an opponent since Evansville shot 25.8 percent on 12/6/2012.
- It was the first time an opponent shot under 30 percent in both halves since Virginia Tech on 3/10/2020 in Greensboro in the ACC Tournament.
- UNC Asheville's 53 points were the fewest by an opponent in the first six games.
- Black had a career-high 11 rebounds and scored a season-high nine points.
- Bacot scored a game-high 22 points on 8 of 14 from the floor and a season-best 6 of 7 from the free throw line.
- Davis was the only other Tar Heel to score in double figures with 12.
- Carolina matched its season low in three-pointers made (7) but shot a season-high 50.0 percent from beyond the arc.
- Carolina grabbed a season-high 51 rebounds.
- Carolina committed a season-high 18 turnovers that led to 19 points, the fourth straight game the opponents scored 19 points off UNC turnovers.
- Carolina improved to 9-0 against UNC Asheville and 174-18 against in-state non-ACC opponents.
- Clare Aubry became the first female to referee a Carolina men's basketball game.

**GAME 7: @UNC 72, MICHIGAN 51**

- Carolina improved to 11-12 in the ACC-Big Ten Challenge, including 6-5 in Chapel Hill.
- It was UNC's first win in the Challenge since beating Michigan in Chapel Hill on 11/29/2017.
- The 21-point win was UNC's largest in the Challenge since a 98-63 win over Michigan State in Detroit on 12/3/2008.
- Michigan's 51 points were the fewest UNC has allowed in the Challenge (previous was 55 by Ohio State on 11/28/2007).
- UNC made two of three free throws. The two made free throws tie the fewest in a game in UNC history (the sixth time, first since 3/4/2004 vs. Clemson).
- UNC's three free throw attempts were the fewest in a game in Carolina history. Previous was four three times (vs. George Mason in the 2006 NCAA Second Round, vs. Clemson in 2004 and vs. NC State in the 1987 ACC Tournament championship game).
- UNC did not shoot a free throw in the first half, the second time in four games that has happened (also first half vs. Purdue). Prior to Purdue that had not happened since 2015.
- Love scored a game-high 22 points. It was the third time this season he scored 22 (Loyola and Charleston). It was his fifth career 20-point game.
- UNC is 5-0 in his career when Love scores 20 or more.
- Love tied his career high with four three-pointers. He made four at Duke on 2/6/2021.
- Love also tied his career high with nine field goals (also at Duke last season).
- Bacot had 11 points and a game-high 14 rebounds. It was his fourth double-double of the year and 22nd of his career.
- The 14 rebounds were a season high for Bacot, most by a Tar Heel this season and the fifth time in his career he had 14 or more.
- Carolina committed a season-low six turnovers.

- Michigan scored only four points off UNC's six turnovers. UNC's previous four opponents each scored 19 points off UNC turnovers.
- The 51 points were the fewest allowed by Carolina in nine games vs. Michigan (previous was 69 in the 1988 NCAA Tournament).

**GAME 8: UNC 79, @GEORGIA TECH 62**

- Hubert Davis won his ACC debut on the road. He joined Frank McGuire, Dean Smith, Bill Guthridge and Matt Doherty in winning both their first ACC games as UNC head coach and their first ACC road games.
- The win was No. 2,300 in UNC history. Carolina joined Kentucky and Kansas as the only programs with 2,300 wins.
- Carolina set season highs in field goal percentage (.546), three-point percentage (.588), FG percentage in a half (.655 in the second) and assists (21).
- Carolina's field goal percentage in the second half was its highest in a half on the road since shooting 74.1 percent in the first half at Wake Forest on 2/16/2019.
- Davis led UNC with 23 points. It was the 11th 20-point output of the season by a Tar Heel. Last year, four Tar Heels scored 20 or more points seven times all season.
- Bacot had 15 points and 13 rebounds, his fifth double-double in eight games. The last Tar Heel with five double-doubles in the first eight games was Brice Johnson in 2015-16.
- Manek scored 13 of his 15 points in the second half when he made all three of his three-pointers. His first three was the 250th of his collegiate career.
- Carolina was 10 of 17 (.588) on three-pointers, including 7 of 9 in the second half.
- Davis and Love combined for 40 points, 10 assists, four turnovers and four steals.
- Carolina improved to 56-13 in ACC openers.
- UNC went on a 22-4 run after trailing for the final time, 39-38, early in the second half.
- Carolina improved to 17-13 in Tech's home arena, including 5-2 in McCamish Pavilion since it was renovated prior to the 2013 season.
- It was Carolina's 10th win in the last 13 games against the Yellow Jackets.

**GAME 9: @UNC 80, ELON 63**

- Marked the first time since the first four games in 2012-13 UNC allowed 63 or fewer points in four consecutive games.
- Garcia and Love both scored 22 points. It was the fourth time this season two Tar Heels scored 20 or more points.
- Carolina shot a season-low 39.0 percent from the floor, including 29.4 percent in the first half, the lowest in a half this season.
- Carolina came into the game fourth in the country but shot a season-low 30.4 percent from three-point range.
- Carolina scored a season-high 23 points off turnovers and a season-high 19 fastbreak points.
- The Tar Heels shot 52.0 percent from the floor in the second half, the third game in a row UNC shot better than 50 percent from the floor in the second half.
- Carolina made (27) and attempted (35) season highs from the free throw line.
- It was the first time since a win over Florida State on 2/27/2021 the Tar Heels made more free throws (27) than field goals (23).
- Carolina out-rebounded the Phoenix, 48-24, its largest rebound margin of the season.

- Carolina made a season-high 12 steals, five more than any other game (seven vs. Loyola in the opener).
- Love tied his career high with four three-pointers. He also made four at Duke last season and four vs. Michigan in the previous home game.
- Anthony Harris was 6 for 6 from the line in the first half, both career highs. He was 3 for 4 at Gonzaga in December 2019.
- Bacot made a career-high four steals.
- UNC has defeated Elon 14 straight games.

**GAME 10: @UNC 74, FURMAN 61**

- Fifth straight game UNC allowed 63 or fewer points. That's the first time UNC has done that since 2010-11.
- Carolina shot 53.3% in the second half, the fourth straight game it shot better than 50 percent in the second half.
- Furman shot 53.6% in the first half and 28.1% in the second.
- The Tar Heels allowed only 22 points in the second half, the fewest by an opponent in any half this season.
- Furman missed 36 shots from the floor. UNC had 32 defensive rebounds, while the Paladins had four offensive boards.
- Furman did not have a second-chance point. The last time UNC did not allow a second chance point was by Gonzaga in 12/15/2018.
- Black led UNC with a +18, the fourth time this season he led UNC in plus/minus.
- Black hit a second-half three, his first of the season.
- Garcia (20/10) and Bacot (14/12) had double-doubles, the first time UNC had two double-doubles in a game this season.
- Garcia scored 20-plus points in back-to-back games for the first time as a Tar Heel.
- Davis had a season-high seven assists, most by a Tar Heel this season.
- Furman scored two points off UNC's eight turnovers. The two points are the fewest by an opponent this season.
- UNC made a season-low five three-pointers.
- Furman was 3 for 3 from the free throw line. It was the fewest attempts since Virginia attempted three in the 2016 ACC championship game.
- Furman scored 39 first-half points on 31 possessions (1.26 per possession), but the Tar Heels held the Paladins to 22 points on 37 possessions in the second half (.59). Carolina scored 35 second-half points on 36 possessions.
- Furman made eight of its first 13 three-point attempts, then converted only two of its next 20.

**GAME 11: KENTUCKY 98, UNC 69**

- Carolina dropped to 5-3 in the CBS Sports Classic, including 1-3 vs. Kentucky.
- The 29-point margin was Carolina's largest defeat since a 90-57 (33 points) loss at Florida State on 1/14/2012.
- It was Kentucky's largest win over Carolina since an 83-44 win in Lexington on 1/9/1950.
- Carolina trailed 40-29 at the half, its largest halftime deficit of the season.
- Carolina shot a season-worst 1 for 13 from three-point range. UNC's percentage of .077 equaled the sixth-lowest in school history in games with at least 10 attempts. It was the lowest percentage since making 1 of 16 at Wake Forest (.063) on 2/11/2020.
- Kentucky's 98 points were the most by an opponent in a regulation-length game since Kentucky beat UNC, 103-100, in T-Mobile Arena on 12/17/2016.
- Kentucky led by 35, the first time UNC has trailed by that many points in a game since trailing by 36 at Duke on 3/6/2010.
- Kentucky out-rebounded UNC by 18, 44-26. That was the largest rebounding deficit by the Tar Heels since Texas had a 60-41 advantage in Dallas Cowboys Stadium on 12/19/2009.
- Bacot led UNC with 22 points and 10 rebounds. He scored 17 of Carolina's 29 points in the first half.
- Davis (10) was the only other Tar Heel to score in double figures.
- Kentucky scored 54 points in the paint, which matched Tennessee for the most against UNC in the first 11 games.
- Kentucky scored 22 points off turnovers, most against UNC in the first 11 games (UNC allowed two points off turnovers in its previous game vs. Furman).
- Kentucky, which came into the game leading the country in offensive rebound percentage, scored 15 second-chance points, most against UNC to date (the previous four opponents combined to score 10).

**GAME 12: @UNC 70, APP STATE 50**

- The Tar Heels shot 55.2% in the second half, the sixth straight game UNC shot 50 percent or better in the second half.
- Carolina had 17 assists on 29 field goals. UNC had 10 assists in the first half, one more than it had in the previous game vs. Kentucky.
- Bacot (16/10) and Manek (11/11) had double-doubles, the second time this season UNC had two double-doubles in a game (also Furman).
- Walton hit two three-pointers, his first since the fourth game of the season against Purdue.
- Davis scored 10 of his 15 points in the second half.
- Manek was a UNC-best and season-best plus 23, Anthony Harris was a season-best plus 21 and Walton was a season-best plus 10.
- Carolina allowed 50 points, the sixth time in the last seven starts the opposition scored 63 or fewer.
- Carolina improved to 176-18 all-time against in-state non-ACC teams and 218-18 all-time in the Smith Center against non-conference teams.
- The Mountaineers were 4 for 30 from three-point range and shot 31.3% from the floor.

**GAME 13: UNC 91, @BOSTON COLLEGE 65**

- The 26-point win was Carolina's largest of the season.
- Carolina led by 36 in the second half, its largest lead in the first 13 games.
- It was the third time since 1998 four Tar Heel scored 17 or more points. Love led with 22, Bacot had 18 and Davis and Manek had 17.
- Bacot had 18 points and 11 rebounds for his ninth double-double of the season.
- Bacot made his first career three-pointer (fourth career attempt).
- UNC moved to 2-0 on the road in ACC play for the fifth time in the last 20 seasons (2007-08, 2014-15, 2015-16 and 2018-19).
- Love tied his career high (fourth time) with four threes.
- Carolina's 29-point halftime lead was its largest of the season and largest since a 56-23 lead over NC State on 1/8/2017.
- BC shot 16.7% from the floor in the first half, the lowest in a half by an opponent since UNLV shot 16.7% in the second half in Asheville, N.C., on 11/30/2020.
- Four Tar Heels scored in double figures in the first half. It was the first half (either first or second half) this season in which three Tar Heels scored in double figures.
- Carolina shot 59.3% from the floor in the second half. It was the seventh straight game UNC shot 50 percent or better from the floor in the second half and the ninth time UNC has done that in 13 games this season.
- Black had a season-high and led UNC with five assists. It was the 11th time in his career he had five or more assists.
- Freshmen D'Marco Dunn and Dontrez Styles set season scoring highs with six and four points, respectively.
- Garcia was injured early in the game and was unable to return. He started and came out of the game after just 1:59.
- Justin McKoy was unavailable due to Covid protocols.
- Carolina improved to 9-1 in Conte Forum, including seven straight wins.
- It was UNC's largest win at BC since a 32-point victory in 2011.

**GAME 14: @NOTRE DAME 78, UNC 73**

- It was Carolina's third straight road game to begin ACC play, just the fourth time in UNC history it has opened with three road games.
- Notre Dame made 13 threes, most by an opponent in the first 14 games this season.
- Carolina trailed by 13 with 13:40 to play, cut it to five, then trailed 61-51 with 8:40 remaining. UNC went on a 16-5 run to take a 67-66 lead, capped by a Bacot jump hook with under four minutes to play.
- The Irish out-scored UNC, 12-6, over the final 3:08.
- Nate Laszewski was 6 of 7 from three-point range to lead Notre Dame with 20 points. His three with 3:08 to play gave the Irish the lead for good.
- Bacot had his 10th double-double this season (fifth straight) with 21 points and a career-high 17 rebounds. He had a double-double (16/11) in the first half.
- Carolina shot 50.0% from the floor in the second half, the eighth straight game UNC shot 50% or better in the second half.
- Tar Heels played without McKoy and Walton (Covid protocol) and Garcia (concussion).

- The Tar Heels had 14 turnovers that led to 19 Notre Dame points, while the Irish committed only seven turnovers.
- It was just UNC's second loss in its last 11 games against Notre Dame.



# HEAD COACH HUBERT DAVIS



Hubert Davis was named the 20th head coach of the University of North Carolina men's basketball program on April 5, 2021. Davis became the fourth former Tar Heel player to become UNC's head coach and the first Black head coach in Carolina men's basketball history.

Davis played for Dean Smith at Carolina from 1988-92 and was an assistant coach on Roy Williams' UNC staff from 2012-21. He played a key role coaching, recruiting and scouting and was the head coach of the UNC junior varsity program, a position Williams held before becoming the head coach at Kansas in 1988, for six seasons from 2013-19.

"In 1987-88, I went with Coach Dean Smith into Hubert Davis's home," says Roy Williams. "Coach Smith said, 'I don't know if you're ever going to be able to play here, Hubert, and I don't want to do this.' I got in the car with Coach and I said, 'Coach, I think he'll play more than you think he will because I think he's so competitive and so driven.' Hubert told Coach Smith, 'You'll never know unless you give me a chance.' Coach Smith a couple days later called him and said, 'I listened to what you said and I'm going to offer you a scholarship to North Carolina.' Hubert committed to Coach Smith right then.

"Hubert Davis was an overachiever as a basketball player. He was a McDonald All-American and he ended up scoring 1,600 points at North Carolina. Hubert was an overachiever who also became a first-round draft choice. Hubert Davis was an overachiever who also played 12 years in the NBA. I've never known a finer person in my entire life, who has a switch he turns on and can be as competitive as anybody around. Hubert Davis will not be an overachiever as a coach to me because I think he's going to be great. He is the finest young man I've ever known in my life." In his nine seasons on the bench with Williams, the Tar Heels played in eight NCAA Tournaments, advanced to the Final Four and national championship games in 2016 and 2017 and won the NCAA title in 2017. The Tar Heels went 228-95, including 107-60 in Atlantic Coast Conference regular-season play, winning the regular-season ACC title in 2016, 2017 and 2019 and an ACC Tournament title in 2016.

Carolina earned three No. 1 seeds and a No. 2 seed in the NCAA Tournament in those nine seasons. The four-year run from 2016-19 was the best four-year NCAA seed average in UNC basketball history.

Davis helped coach 14 players who have played in the NBA, including 10 first-round draft picks – Cole Anthony, Tony Bradley, Reggie Bullock, P.J. Hairston, Justin Jackson, Brice Johnson, Cameron Johnson, Nassir Little, Day'Ron Sharpe and Coby White.

Brice Johnson and Jackson were consensus first-team All-America and first-team All-ACC selections; Jackson was the 2017 ACC Player of the Year and Cameron Johnson earned first-team All-ACC honors.

Jackson and Cameron Johnson rank one-two in UNC single-season history in three-pointers. Johnson transferred to UNC from Pittsburgh and blossomed into the 11th pick in the first round of the 2019 NBA Draft.

Davis also coached Marcus Paige, who earned first-team All-America honors as a sophomore in 2014 and set the UNC career record with 299 three-pointers, and Joel Berry II, the 2017 Final Four Most Outstanding Player.

Anthony set the ACC record for most points in a college debut and had the second-highest single-season scoring average by a Tar Heel freshman.

White set the UNC single-season record for most threes by a freshman

and became the seventh pick in the first round of the 2019 NBA Draft.

Prior to beginning his coaching career, Davis worked for seven years with ESPN as an analyst and co-host of the College GameDay program.

Born in Winston-Salem, N.C., Davis grew up in Burke, Va., where he attended Lake Braddock High School, the same high school UNC and US Soccer star Mia Hamm attended. Davis was a high school football teammate of future Olympic 110 hurdles gold medalist Allen Johnson.

Davis played in 137 games as a Tar Heel from 1988-92, during which time UNC went 102-37, won the 1989 and 1991 ACC Tournaments and played in the 1991 Final Four. He scored 1,615 points, an average of 11.8 per game. He still holds the UNC record for career three-point percentage at .435 (197 of 453). He scored in double figures 80 times with 23 games scoring 20 or more points.

He scored in double figures in each of his last eight NCAA Tournament games, averaging 18.5 points in those games. That included 19 against Temple in the 1991 NCAA East Regional final and 25 against Kansas (coached by Williams) in the 1991 Final Four.

Davis averaged 21.4 points and earned second-team All-ACC honors as a senior. He scored in double figures in 32 of 33 games that season, including 20 games with 20 or more points and 30 or more in four games. He netted a career-high 35 points at Duke on March 8, 1992. That 35-point game was part of a seven-game stretch late in the season in which he averaged 28.7 points.

The New York Knicks selected Davis with the 20th pick in the first round of the 1992 NBA Draft. He played 12 seasons in the NBA, scoring 5,583 points, an average of 8.2 per contest. He made 728 three-point field goals and is currently third in NBA history in three-point percentage at .441.

Davis averaged double-figure scoring in four different seasons – a career-high 11.1 with Dallas in 1997-98 and with the Knicks in 1993-94 (11.0), 1994-95 (10.0) and 1995-96 (10.7).

He scored a career-high 32 points twice – as a second-year pro with the Knicks vs. Minnesota and in 2000 with Dallas against Seattle.

In 1993-94, he was fourth on the Knicks in scoring behind Patrick Ewing, John Starks and Charles Oakley as New York won 57 games and advanced to the NBA Finals, where they took Hakeem Olajuwon, Clyde Drexler and Kenny Smith to seven games (Doc Rivers and Greg Anthony were also Knicks that season).

He shot 40 percent or better from three-point range in eight seasons, including 1999-2000, when he led the NBA with a career-best 49.1 percent as a Maverick.

Davis shot 80 percent or better from the free throw line nine times. He connected on 83.7 percent of his career free throw attempts.

Davis played for NBA head coaches Pat Riley, Don Nelson, Jim Cleamons, Leonard Hamilton, Doug Collins, Rick Carlisle and Larry Brown. His NBA teammates included Anthony, Chauncey Billups, Ewing, Michael Finley, Richard Hamilton, Michael Jordan, Jason Kidd, Steve Nash, Dirk Nowitzki and Rivers.

Davis graduated from UNC in 1992 with a degree in criminal justice. He and his wife, Leslie, have three children – Elijah, Gracie and Micah. Elijah will be playing basketball this season at the University of Lynchburg.

Hubert's uncle, Walter, starred at UNC from 1973-77 and was a six-time NBA All-Star. He was the NBA Rookie of the Year in 1978 with the Phoenix Suns, who retired his jersey.



## HUBERT DAVIS AT CAROLINA

Years	GP	FG	FG%	3FG	3FG%	FT	FT%	REB	AVG	PF	A	TO	BL	ST	PTS	AVG
1988-89	35	44-86	.512	4-13	.308	24-31	.774	27	0.8	10	9	12	1	3	116	3.3
1989-90	34	111-249	.446	44-111	.396	59-74	.797	60	1.8	42	52	31	6	33	325	9.6
1990-91	35	161-309	.521	64-131	.489	81-97	.835	85	2.4	35	66	37	9	30	467	13.3
1991-92	33	241-474	.508	85-198	.429	140-169	.828	76	2.3	42	52	45	7	42	707	21.4
<b>Totals</b>	<b>137</b>	<b>557-1118</b>	<b>.498</b>	<b>197-453</b>	<b>.435</b>	<b>304-371</b>	<b>.819</b>	<b>248</b>	<b>1.8</b>	<b>129</b>	<b>179</b>	<b>125</b>	<b>23</b>	<b>108</b>	<b>1615</b>	<b>11.8</b>

## HUBERT DAVIS IN THE NBA

Years	GP	FG	FG%	3FG	3FG%	FT	FT%	REB	AVG	PF	A	TO	BL	ST	PTS	AVG
1992-2004 (12)	685	2108-4600	.458	728-1651	.441	639-763	.837	1045	1.5	1011	1172	646	44	297	5583	8.2

New York Knicks 1992-96, Toronto Raptors 1996-97, Dallas Mavericks 1997-2001, Washington Wizards 2001-02, Detroit Pistons 2002-04, New Jersey 2004




# TV/RADIO QUICK FACTS



## 0 ANTHONY HARRIS (Sophomore, Woodbridge, Va.)

- averaged 16 minutes the last four games and played a career-high 18 minutes at Notre Dame
- tied his season scoring high with 6 points vs. Kentucky
- suffered two season-ending knee injuries, one as a high school senior and one as a freshman in 2019-20



## 15 ROB LANDRY (Sophomore, Greensboro, N.C.)

- first season on the varsity
- played on the JV team in 2019-20
- earned a perfect score on the ACT
- his father, Pearce, played for UNC 1993-95 (captain), including the 1995 Final Four



## 1 LEAKY BLACK (Senior, Concord, N.C.)

- led UNC in plus/minus five times this season
- 11th career game with 5 or more assists at Boston College
- scored career-high 16 at Miami last season
- 28 career games with multiple steals
- "Leaky" comes from his middle name, Malik



## 22 JUSTIN MCKOY (Junior, Raleigh, N.C.)

- unavailable at BC and Notre Dame due to Covid protocols
- Raleigh native attended Panther Creek High School in Cary
- played two seasons at the University of Virginia
- career-high 11 points as a Cavalier vs. San Francisco



## 2 CALEB LOVE (Sophomore, St. Louis, Mo.)

- Made 30 three-pointers in 14 games; last year he made his 30th three in the 28th game (next to last game)
- 15th all-time at UNC in free throw percentage (.820)
- Coached in high school by Justin Tatum, father of Boston Celtic Jayson Tatum



## 24 KERWIN WALTON (Sophomore, Hopkins, Minn.)

- unavailable at Notre Dame due to Covid protocols
- two 3FGs vs. App State were his first since November 20
- set UNC freshman 3FG percentage record a year ago (.420)
- career-high five three-pointers last season vs. Louisville
- Earned Academic All-ACC honors as a freshman with RJ Davis



## 3 DONTREZ STYLES (Freshman, Kinston, N.C.)

- season-high four points at Boston College
- first career field goal vs. UNC Asheville
- attended Kinston High School, same school as former Tar Heels Jerry Stackhouse and Reggie Bullock



## 25 CREIGHTON LEBO (Sophomore, Greenville, N.C.)

- attended the Greenfield School in Wilson, N.C., the same school as UNC alum/Chicago Bull Coby White
- scored six points in seven games as a freshman
- Jeff Lebo (dad) is UNC assistant, played here 1985-89



## 4 RJ DAVIS (Sophomore, White Plains, N.Y.)

- leads Carolina in assists with 50 and is second in three-pointers with 25
- 7 assists vs. Furman is season high by a Tar Heel
- career-high 6 threes and 26 points vs. Brown
- his dad, Robert, scored 2,118 points at Mercy College




## 30 JACKSON WATKINS (Junior, Richmond, Va.)

- first season on the varsity
- played on the JV team in 2019-20
- Born in Houston but attended the Collegiate School in Richmond, Va.



## 5 ARMANDO BACOT (Junior, Richmond, Va.)

- only player in the country in the top 10 in double-doubles, field goal percentage and rebounding
- leads ACC in field goal percentage and rebounding
- is 11th in UNC history in double-double percentage (.373)
- career-high 17 rebounds at Notre Dame



## 34 DUWE FARRIS (Junior, Charlotte, N.C.)

- second season on the varsity after playing on the JV team in 2019-20
- scored his first point as a Tar Heel vs. Loyola
- is a fourth-generation UNC student-athlete




## 11 D'MARCO DUNN (Freshman, Tucson, Ariz.)

- season-high 6 points at Boston College
- first career 3FG vs. UNC Asheville
- moved from Arizona to Fayetteville, N.C., for his final two seasons of high school
- both parents are members of the U.S. Armed Services



## 35 RYAN MCADOO (Senior, Boca Raton, Fla.)

- third season on the active roster after transferring after freshman season at Florida Gulf Coast
- played in 34 games as a Tar Heel
- Bob McAdoo (dad) is a Naismith Hall of Famer




## 13 DAWSON GARCIA (Sophomore, Prior Lake, Minn.)

- suffered concussion at Boston College, DNP at Notre Dame
- AAU teammate in Minnesota with Kerwin Walton
- Second player in last six seasons (w/Cameron Johnson) to score 20 points both against UNC and for the Tar Heels (24 playing for Marquette, 26 vs. Purdue)



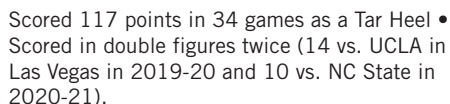
## 45 BRADY MANEK (Graduate, Harrah, Okla.)

- graduated from Oklahoma in seven semesters as OU's 14th-leading scorer all-time
- 258 career 3FGs (only two Tar Heels with more)
- played in 136 collegiate games
- 17-point game at BC was 82nd double-figure scoring game



## 14 PUFF JOHNSON (Sophomore, Moon Township, Pa.)

- injuries have limited him to 14 games last season
- toe injury last year, hip flexor/ankle in 2021-22
- younger brother of Cameron Johnson, who played for Carolina from 2017-19 and is a Phoenix Sun



**2021-22:** Averaging 2.5 points in 11.6 minutes per game (16.0 minutes over the last four games)  
 • Three-pointer at Notre Dame was his first since 11/20 • Played a career-high 18 minutes vs. the Irish • Matched his season high with six points vs. Kentucky • Career-best 6 for 6 from the line for a season-high six points vs. Elon • Played 14 solid minutes in the win at Georgia Tech, helping to limit Michael Devoe, the nation's leading scorer, to on the floor • Scored five points against Purdue.

**2020-21:** Averaged 3.2 points in 10.9 minutes per game • Had 20 assists and 11 turnovers • Was 9 for 18 from the floor in the four postseason games • Top scoring games were 10 against NC State, eight vs. Notre Dame in Greensboro, six vs. Louisville and six vs. Wisconsin • Had three assists four times • Had the second-highest assists per 40 minutes on the team (4.6) behind only starting point guard Caleb Love • Averaged 5.0 points and 1.7 assists in the ACC Tournament.

**2019-20:** Did not play in the first eight games due to a left knee injury he suffered in high school, then played in five straight games from December 8 (at Virginia) through December 30 (Yale) • Suffered a torn right ACL against Yale on 12/30/19 • Had surgery on 1/6/20 • Was plus-41 and averaged 9.3 points against Gonzaga, UCLA and Yale • Had six points in 13 minutes and was a team-high plus 10 against Yale before being injured • Season-high 14 points, all in the second half, in UNC's win over UCLA • Scored eight straight Tar Heel points in a 10-2 run that extended UNC's lead from four to 12 • Was plus 15 against the Bruins • Also won his first defensive player of the game award • Eight points in 14 minutes at Gonzaga • Saw his first action on 12/8/19 at Virginia, scoring four points in six minutes • First game action since injuring his left knee as a high school senior on 12/1/18.

**Prep:** Played at Paul VI Catholic High School in Fairfax, Va., for Coach Glenn Farelo • Missed most of his senior season due to a knee injury • Averaged 12.9 points his junior year • Played for Team Takeover in the EYBL with Armando Bacot • Averaged 8.2 points per game, shooting 43 percent from three-point range • Won of the 2018 EYBL Peach Jam Classic • Won the WCAC regular season championship with Paul VI Catholic his junior year.

**Personal:** Born Anthony Jy'el Harris on July 6, 2000, in Washington, D.C. • Is the son of Anthony and Meecsha Harris • Majoring in exercise and sports science/sports administration.

[illegible]

HARRIS'S STATS																			
Year	GP-GS	Min.	Ave.	FGM-A	Pct.	3FGM-A	Pct.	FTM-A	Pct.	Off	Def	Reb	Ave.	A	T	B	S	Pts	Ave.
2019-20	5-0	61	12.2	12-22	.545	3-7	.429	7-8	.875	3	2	5	1.0	3	2	0	4	34	6.8
2020-21	16-0	174	10.9	19-43	.442	4-16	.250	9-17	.529	6	10	16	1.0	20	11	0	9	51	3.2
2021-22	13-0	151	11.6	11-25	.440	2-4	.500	8-9	.889	2	3	5	0.4	8	10	0	1	32	2.5
Totals	34-0	386	11.3	42-90	.467	9-27	.333	24-34	.706	11	15	26	0.8	31	23	0	14	117	3.4



# 1 – RECHON “LEAKY” BLACK

## 6-8, 200, Senior, Forward, Concord, N.C.



**Career:** Needs three steals for 100 and 19 points for 500 • Recently reached 400 career rebounds and 200 assists • Made 72 starts in 97 games • Averages 5.0 points, 4.3 rebounds and 2.1 assists • Assist-error ratio of 1.7 to 1 (208 assists/119 turnovers) • Career highs include 16 points at Miami on 1/5/21, 11 rebounds against UNC Asheville on 11/23/21 and nine assists vs. Duke on 2/8/20 • Scored in double figures eight times • Made multiple steals in 28 games.

**2021-22:** Averaging 25.7 minutes a game, primarily at small forward • Second on the team in plus/minus at +143 • Has led UNC in plus/minus five times • Shooting a career-best 45.5 percent from the floor despite going 4 for 15 in the last four games • Leads UNC in assist/TO ratio (2.5) with 28 assists/11 turnovers • Carolina is 6-0 when he has three or more assists • Led UNC in rebounding twice.

Led UNC with five assists at [Boston College](#), the 11th time in his career he had five or more assists • Tied his season high with nine rebounds and led UNC with a +18 against [Furman](#) • Led UNC with eight rebounds and three assists vs. [Elon](#) • Helped limit Michael Devoe, the nation's top scorer, to nine points in nearly 28 minutes in UNC's win at [Georgia Tech](#) • Exceptional defensive effort vs. [Michigan](#), helping limit Caleb Houston to 2 of 9 FG and no assists, three turnovers • Season-high and game-high +29 vs. the Wolverines • Career-high 11 rebounds (four offensive) and scored a season-high nine points vs. [UNC Asheville](#) • Four assists and led UNC with a +25 in opener vs. [Loyola](#) • Tied Bacot for the team lead at +16 at [Charleston](#) • Also played some point guard in the first half at Charleston • Did not play against [Purdue](#) due to a non-Covid-related illness.

**2020-21:** Averaged 5.6 points, 4.9 rebounds and 2.4 assists • Second on the team in plus/minus at plus 116 • Second in the ACC in assist/turnover ratio in league games (2.8 on 53 assists/19 turnovers) • Led UNC in assist-error ratio in all games at 1.9 • Had 51 assists and 21 turnovers in UNC's 18 wins (19/16 in the 11 losses) • Led UNC and was eighth in the ACC with 53 assists in league play (3.3 per game) • Season-high eight assists vs. Wake Forest and seven in the win over Syracuse • Won two defensive player of the game awards (UNLV and NCCU) • Scored in double figures four times (16 at Miami, 12 at Duke, 10 vs. Stanford and 10 at Georgia Tech) • Grabbed 10 rebounds against UNLV and Texas and nine at Iowa and Miami • Led UNC in steals with 36 • Made at least one steal in 24 games and had multiple steals 10 times • UNC went 6-3 when he scored eight points or more, 5-1 when he hit a 3FG and 5-1 when he made at least 50 percent of his shots from the floor.

**2019-20:** Averaged 6.5 points, 5.0 rebounds and 2.6 assists • Started 31 games – 25 at small forward and six (Clemson through Boston College) at the point • Led the team with 40 steals and was second in assists with 83 • Scored in double figures four times with a career-high 14 points against Syracuse in the ACC Tournament, three 3FGs at Virginia Tech, 10 rebounds at Notre Dame and nine assists at home vs. Duke • Played 30 or more minutes 15 times and 40-plus twice.

**2018-19:** Averaged 2.5 points, 2.1 rebounds and 1.2 assists in 10.3 minutes per game • Made 23 of 49 shots from the floor (.469), including 5 for 12 from three-point range (.417) • Sprained his left ankle in the Georgia Tech game on 1/29 and did not play in the next 13 games • Played valuable minutes and was on the floor for his defense in the latter stages of the win at NC State • Five rebounds and four assists at Pitt • Five points, two assists, two steals and was Carolina's defensive player of the game vs.

2021-22	FG	3FG	FT	REB	PF	PTS	A	TO	B	S	MP
Loyola Maryland•	1-2	0-0	0-0	1-3-4	0	2	4	1	0	0	21
Brown•	2-4	0-1	3-4	1-3-4	3	7	3	1	1	0	19
at Charleston•	2-4	0-0	0-0	0-4-4	1	4	3	2	2	0	33
vs. Purdue	DNP - illness										
vs. Tennessee•	1-3	0-0	0-0	0-2-2	3	2	1	0	0	2	19
UNC Asheville•	2-5	0-0	5-6	4-7-11	2	9	0	1	0	0	24
Michigan•	2-4	0-1	1-1	2-3-5	0	5	3	0	1	1	33
at Georgia Tech•	2-2	0-0	1-1	0-2-2	2	5	1	1	0	1	28
Elon•	0-0	0-0	2-2	3-5-8	1	2	3	2	1	1	27
Furman•	4-5	1-1	0-0	0-5-5	1	9	1	0	0	1	31
vs. Kentucky•	1-4	0-2	0-0	0-1-1	0	2	1	0	0	0	27
App State•	1-6	1-2	0-0	1-4-5	1	3	1	1	0	0	24
at Boston College•	0-0	0-0	0-0	0-6-6	2	0	5	1	1	1	23
at Notre Dame•	2-5	0-0	0-0	1-6-7	2	4	2	1	0	0	30
Virginia											
Georgia Tech											
at Miami											
at Wake Forest											
Boston College											
NC State											
at Louisville											
Duke											
at Clemson											
Florida State											
Pittsburgh											
at Virginia Tech											
Louisville											
at NC State											
Syracuse											
Duke											

[Harvard](#) • Had five points, two assists and no turnovers in a season-high 18 minutes against [UCLA](#) • Was 4 for 4 from the floor against [Stanford](#) • Tied for the team lead with five assists and added eight points, six rebounds and no turnovers in 15 minutes at [Elon](#).

**Prep:** Played for coach Jody Barbee at Cox Mill High School in Concord as a senior • Played his first two seasons at Concord High School and his junior year at Montverde Academy • Averaged 13.4 points, 5.7 rebounds, 3.2 assists and 3.2 steals and was the team's defensive MVP in leading Cox Mill to the 2018 3-A state championship.

**Personal:** Born Rechon Malik Black on June 14, 1999, in Concord • Son of Chon and Carla Black • Given the nickname “Leaky” by his grandmother, due to his middle name, Malik • Majoring in exercise and sport science/sports administration.

BLACK'S STATS																			
Year	GP-GS	Min.	Ave.	FGM-A	Pct.	3FGM-A	Pct.	FTM-A	Pct.	Off	Def	Reb	Ave.	A	TO	B	S	Pts	Ave.
2018-19	23-0	239	10.4	23-49	.417	5-12	.417	6-7	.857	10	39	49	2.1	27	15	4	14	57	2.5
2019-20	32-31	954	29.8	80-223	.359	16-63	.254	32-46	.696	45	116	161	5.0	83	56	25	40	208	6.5
2020-21	29-28	796	27.4	58-158	.367	10-45	.222	36-52	.692	39	104	143	4.9	70	37	10	36	162	5.6
2021-22	13-13	338	26.0	20-44	.455	2-7	.286	12-14	.857	13	51	64	4.9	28	11	6	7	54	4.2
Totals	97-72	2327	24.0	181-474	.382	33-127	.260	86-119	.723	107	310	417	4.3	208	119	45	97	481	5.0



## 2 – CALEB LOVE

### 6-4, 195, Sophomore, Guard, St. Louis, Mo.



**2021-22:** Averaging 12.2 points and 3.5 assists in 43 games • Scored his 500th career point in the win at Boston College • Is 15th in UNC history in free throw percentage (.820) • Carolina is 9-1 when he makes 50 percent of his shots from the floor.

**2021-22:** Team captain with Armando Bacot and RJ Davis • Preseason candidate for the Bob Cousy Award as the nation's top point guard • Second-team preseason All-ACC selection by the ACC media • Third-team preseason All-ACC by Athlon and Lindy's.

Leads UNC in three-pointers (30) steals (19) and free throws (42 for 50) • Second in scoring (15.6) and assists (46) • Is fourth in the ACC in free throw percentage (.840), eighth in three-point percentage (.441), 10th in scoring and 14th in assists • Has five 22-point games, all UNC wins (had two 20-point games in 29 contests as a freshman) • Has more assists than turnovers 10 times (did that in 14 of 29 games as a freshman) • Has 46 assists and 35 turnovers (39/22 in the 10 wins, 7/13 in the four losses) • Made seven or more field goals six times (including a career-high nine vs. Michigan) – last year he made seven or more twice • Made multiple three-pointers 11 times • Made 50 percent or better from the floor six times (did that four times all of last season) • Made 17 of 31 (.548) from the floor, including 9 of 17 3FGs (.529) in the last three games • Three-point shooting is up from 26.6% last season • Averaging a team-high 32.0 minutes.

Tied his career-high with four 3FGs and scored game-high 22 at Boston College • Made 7 of 11 from the floor vs. the Eagles, his best single-game FG% as a Tar Heel (.636) • Against Elon he made four threes and scored 22 points for the second straight home game • Complete game at Georgia Tech, scoring 17 points with six rebounds, five assists and three steals • Attempted a season-high 18 field goals in a season-high 36 minutes • UNC shot 65.5 percent in the second half vs. the Yellow Jackets • Scored 12 of his game-high 22 points and had all four of his game-high assists in the second half in the win over No. 24 Michigan • Tied career highs in field goals (9) and three-pointers (4) vs. the Wolverines • Led a UNC offense that committed only six turnovers for the game and shot 58.1 percent from the floor in the second half • Scored 18 second-half points in the win at Charleston • Made a career-high 10 free throws in 12 attempts at Charleston • Led all scorers with 22 points in opener vs. Loyola • Was 7 for 13 from the floor.

**2020-21:** ACC All-Freshman team • Led UNC in assists (104) and was second in scoring (10.5 per game), steals (34) and three-pointers (34) • Two-time ACC Freshman of the Week (for his play against Wake Forest/NC State and at Duke) • One of three players to win Freshman of the Week multiple times and the only player to do twice during conference play • Led UNC in scoring five times (UNC went 4-1 in those games) • Averaged 11.8 ppg in UNC's 18 wins • Scored in double figures 16 times with a high of 25 at Duke • Scored in double figures in six of the last seven games • Season-high four three-pointers at Duke • Made 13 threes in the last six games • Had more assists than turnovers in 14 games • Season-high nine assists vs. Northeastern and an ACC-best seven in both games against Duke • Was ninth in the ACC in assists in league play • Led the team in field goal and three-point attempts • Took 90 more field goal attempts than any other Tar Heel • Made at least 50 percent of his field goal attempts four times (Wake Forest, Duke twice and Louisville) • Second on the team in free throw percentage (.808) • Shot 82.1 percent from the FT line in the 18 wins.

**Prep:** The 2020 Gatorade High School Player of the Year in Missouri • Also the Mr. Show-Me Basketball and Class 5 Player of the Year by the Missouri

2021-22	FG	3FG	FT	REB	PF	PTS	A	TO	B	S	MP
Loyola Maryland•	7-13	2-6	6-10	0-2-2	3	22	2	0	0	2	31
Brown•	3-9	2-4	5-6	0-2-2	2	13	5	1	0	0	37
at Charleston•	6-14	0-2	10-12	0-7-7	3	22	6	4	1	0	33
vs. Purdue•	7-16	2-7	2-3	0-3-3	0	18	4	3	1	1	36
vs. Tennessee•	3-8	2-5	4-4	0-2-2	1	12	3	2	0	0	31
UNC Asheville•	2-5	0-1	0-0	0-6-6	0	4	5	2	0	2	33
Michigan•	9-16	4-7	0-0	0-4-4	2	22	4	2	0	3	33
at Georgia Tech•	7-18	3-5	0-0	1-5-6	0	17	5	1	0	3	36
Elon•	7-14	4-7	4-4	0-5-5	2	22	1	4	0	3	35
Furman•	3-10	2-5	2-2	1-5-6	0	10	4	2	0	2	33
vs. Kentucky•	2-8	0-2	4-4	0-2-2	2	8	0	4	0	0	28
App State•	4-8	2-5	1-1	1-1-2	4	11	5	6	0	0	25
at Boston College•	7-11	4-6	4-4	0-4-4	0	22	2	0	0	1	26
at Notre Dame•	6-12	3-6	0-0	0-2-2	3	15	0	4	1	2	33
Virginia											
Georgia Tech											
at Miami											
at Wake Forest											
Boston College											
NC State											
at Louisville											
Duke											
at Clemson											
Florida State											
Pittsburgh											
at Virginia Tech											
Louisville											
at NC State											
Syracuse											
Duke											

Basketball Coaches Association • Selected to play in the 2020 McDonald's All-American Game, Jordan Brand Classic, Iverson Classic and Nike Hoop Summit • First-team all-state and two-time conference player of the year • St. Louis Post-Dispatch's Metro Player of the Year • Played for Coach Justin Tatum (the father of Boston Celtic Jayson Tatum) at Christian Brothers College High School in St. Louis • Led the school to the 2020 state semi-finals before the season was cut short due to the pandemic • As a senior, averaged 26.3 points, 6.5 rebounds and 3.1 assists • Scored a career-best 42 points as a senior against East St. Louis High School, the defending Illinois 3A state champions • That was one of three 40-point games • As a junior, led Christian Brothers to the state finals while averaging 19.4 points • Second player from Christian Brothers to earn McDonald's All-America honors (first since Larry Hughes, who played at Saint Louis University, in 1997) • Joined Hughes as the only players in school history to surpass 2,000 career points • Helped Christian Brothers win four district and two conference titles • Took part in minicamps for the 2019 USA Basketball Men's Junior National Team.

**Personal:** Born Caleb Khristopher Love on Sept. 27, 2001, in St. Louis, Mo. • Son of Dennis Love and Alecia Thompson • His dad played college football • Honors student • Also played football, bowls and plays mini-golf.

LOVE'S STATS																			
Year	GP-GS	Min.	Ave.	FGM-A	Pct.	3FGM-A	Pct.	FTM-A	Pct.	Off	Def	Reb	Ave.	A	TO	B	S	Pts	Ave.
2020-21	29-26	806	27.8	104-329	.316	34-128	.266	63-78	.808	11	64	75	2.6	104	91	10	34	305	10.5
2021-22	14-14	448	32.0	73-162	.451	30-68	.441	42-50	.840	3	50	53	3.8	46	35	3	19	218	15.6
Totals	43-40	1254	29.2	177-491	.360	64-196	.327	105-128	.820	14	114	128	3.0	150	126	13	53	523	12.2





### 3 – DONTREZ STYLES

**6-6, 210, Freshman, Guard/Forward, Kinston, N.C.**



Played in 10 games • Season-high 10 minutes and four points at Boston College • Scored his first collegiate points in the win over UNC Asheville on 11/23.

**Prep:** Played for Coach Perry Tyndall at Kinston High School, where he started for four seasons • Missed three weeks of action in his senior season after suffering a fall during the first game • Averaged 30.3 points and 10.3 rebounds in his last three regular-season games (32 points against Ayden-Grifton, 30 against Greene Central and 29 vs. North Lenoir) • As a junior, he averaged 19.7 points and 11 rebounds in leading Kinston to a

26-4 record • Kinston went 83-20 in his career • A four-time honor roll student and ranked top-15 academically in his class • The 2019-20 and 2020-21 Eastern Conference Player of the Year • Also a four-time all-conference selection, two-time all-state (first team in 2021, second team in 2020) and all-district honoree • All-tournament pick at the 2019-20 John Wall Holiday Invitational.

**Personal:** Born June 26, 2002, in Lenoir, N.C. • Son of Donald Swinson and Sharon Styles.

2021-22	FG	3FG	FT	REB	PF	PTS	A	TO	B	S	MP
Loyola Maryland	0-0	0-0	0-0	0-0-0	0	0	0	0	0	0	2
Brown	0-0	0-0	0-0	0-0-0	1	0	0	0	0	0	3
at Charleston				DNP							
vs. Purdue				DNP							
vs. Tennessee	0-1	0-0	0-0	0-0-0	0	0	0	1	0	0	2
UNC Asheville	1-1	0-0	0-0	1-1-2	0	2	0	0	0	1	2
Michigan	0-0	0-0	0-1	0-0-0	0	0	0	0	0	0	2
at Georgia Tech				DNP							
Elon				DNP							
Furman	0-0	0-0	0-0	0-0-0	0	0	0	0	0	0	1
vs. Kentucky	0-0	0-0	2-2	0-2-2	0	2	0	0	1	0	7
App State	1-2	0-0	0-0	0-1-1	0	2	0	0	0	0	3
at Boston College	2-5	0-1	0-2	0-3-3	1	4	0	1	0	0	10
at Notre Dame	0-1	0-1	0-0	0-1-1	1	0	0	1	0	1	3
Virginia											
Georgia Tech											
at Miami											
at Wake Forest											
Boston College											
NC State											
at Louisville											
Duke											
at Clemson											
Florida State											
Pittsburgh											
at Virginia Tech											
Louisville											
at NC State											
Syracuse											
Duke											

STYLES' STATS																
Year	GP-GS	Min.	Ave.	FGM-A	Pct.	3FGM-A	Pct.	FTM-A	Pct.	Off	Def	Reb	Ave.	A	TO	Pts
2021-22	10-0	35	3.5	4-10	.400	0-2	.000	2-5	.400	1	8	9	0.9	0	3	10



## 4 – RJ DAVIS

### 6-0, 175, Sophomore, Guard, White Plains, N.Y.



**Career:** Averaging 10.3 points in 43 games • Scored in double figures 24 times with a high of 26 vs. Brown on 11/12/21 • Made multiple three-pointers 17 times with a high of six vs. Brown • Shooting 81.8% from the free throw line and 37.0% from three • Led UNC in scoring five times.

**2021-22:** Team captain with Armando Bacot and Caleb Love • Leads UNC with 50 assists and is second with 25 three-pointers • Is third in the ACC in three-point percentage (.455) and eighth in assists • Averaging 13.7 points, third on the team • Scored in double figures 10 times • Led

UNC in scoring twice and in assists a team-leading eight times • Made multiple threes seven times, including six vs. Brown and four at Georgia Tech • Made at least one three in 11 of 14 games • More assists than turnovers nine times • Has 20 assists and eight turnovers in the last five games • Is 18 for 27 (.667) from the floor, including 6 of 10 (.600) from 3FG, in the last three games.

Team-high five assists (all in the second half) and scored 19 points in a career-high 38:51 at Notre Dame • Scored 17 points on a perfect shooting day at Boston College (5-5 FG, 2-2 3FG • Made 7 of 10 from the floor in a 15-point effort vs. App State • Season-high and UNC season-best seven assists vs. Furman • Game-high 23 points and five assists at Georgia Tech • Made four threes and went 8 for 11 from the floor • Field goal percentage (.727) was his career best in 13 games with 10 or field goal attempts • Led UNC with 10 first-half points, which helped the Tar Heels head to intermission tied after a nine-point deficit, then went 3 for 3 from three-point range in the second half as UNC pulled away for the win • Earned all-tournament honors at the Hall of Fame Tipoff after averaging 16.0 points vs. Purdue and Tennessee • Scored 16 of his 18 points against Purdue in the second half • Grabbed a career-high seven rebounds vs. the Boilermakers • Career-high six threes and 26 points in 94-87 win over Brown • Made four threes in the final 6:55, including two in the final 1:37 with UNC leading by one possession each time.

**2020-21:** Academic All-ACC team honoree • Fifth on the team in scoring at 8.4 points per game • Averaged 10.3 ppg over the last eight games • Scored in double figures 14 times with a high of 19 vs. Virginia Tech in the ACC quarterfinals • Led UNC in scoring three times (UNLV, at Florida State, Virginia Tech) • Third on the team in three-pointers with 32 • Made multiple 3FGs 10 times with a high of four vs. Virginia Tech • Season-high eight assists at Iowa • Led the team in free throw percentage among those with 50 or more attempts (.821) • Converted a team-high 84.4 percent from the FT line in the 18 wins • Made 36 of his last 41 from the free throw line (.878) • Was 11th in the ACC in free throw percentage in league play • Won Carolina's defensive player of the game award against Wake Forest, at Pittsburgh, at Syracuse and vs. Virginia Tech,

**Prep:** The 2020 Gatorade High School Player of the Year in New York • Named New York's Mr. Basketball by the Basketball Coaches Association of New York, the first player in his school's history to win the award • Played for Coach Patrick Massaroni at Archbishop Stepinac High School in White Plains, N.Y. • Selected to play in the McDonald's All-American Game, Jordan Brand Classic, Iverson Classic and BallisLife All-American Game • Set the all-time prep scoring record in Westchester County with 2,446 career points, topping the previous record set by Danya Abrams, who went on to play at Boston College • Fifth-most points ever in the Catholic High School Athletic Association, which is comprised of Catholic high schools in New York City, Long Island, Westchester and Buffalo (the largest Catholic high school athletic league in the United States) • Abrams' Westchester County scoring record stood for 27 seasons • Senior season ended early due to

2021-22	FG	3FG	FT	REB	PF	PTS	A	TO	B	S	MP
Loyola Maryland•	2-5	1-2	1-1	0-5-5	4	6	5	2	0	1	23
Brown•	9-17	6-9	2-2	0-2-2	2	26	6	1	0	0	36
at Charleston•	2-3	0-1	2-3	1-1-2	3	6	4	2	0	1	21
vs. Purdue•	6-12	2-5	4-4	0-7-7	2	18	4	1	0	0	34
vs. Tennessee•	3-11	2-3	6-7	0-4-4	2	14	4	4	0	1	35
UNC Asheville•	5-11	2-6	0-0	0-5-5	3	12	1	4	0	2	30
Michigan•	4-11	1-3	0-0	0-2-2	1	9	1	1	0	1	28
at Georgia Tech•	8-11	4-6	3-3	0-5-5	3	23	5	3	0	1	35
Elon•	4-10	1-4	2-3	0-5-5	2	11	0	3	0	2	30
Furman•	2-8	0-3	2-5	0-3-3	1	6	7	1	0	0	36
vs. Kentucky•	3-8	0-3	4-6	0-1-1	1	10	3	2	0	1	30
App State•	7-10	1-1	0-0	0-3-3	1	15	2	1	0	2	34
at Boston College•	5-5	2-2	5-5	0-3-3	2	17	3	2	0	0	29
at Notre Dame•	6-12	3-7	4-4	0-3-3	2	19	5	2	0	1	39
Virginia											
Georgia Tech											
at Miami											
at Wake Forest											
Boston College											
NC State											
at Louisville											
Duke											
at Clemson											
Florida State											
Pittsburgh											
at Virginia Tech											
Louisville											
at NC State											
Syracuse											
Duke											

the coronavirus, just after Stepinac had won the CHSAA's Archdiocesan title and was preparing to play in the state quarterfinals • Had 18 points, 11 rebounds and eight assists in the Archdiocese championship game win over top-seeded St. Raymond's • Named The (Westchester) Journal News' Player of the Decade for the 2010s • Was named the CHSAA's MVP in 2020 after being named first-team all-league as a sophomore and junior • As a senior, averaged 26.5 points, 8.0 rebounds, 5.3 assists and 2.1 steals while making 34 percent of his three-point attempts • Teamed with Duke signee A.J. Griffin at Archbishop Stepinac • Led Stepinac to Archdiocese, city and state (2017 and 2018) titles and won the Torrey Pines Classic • Averaged 25.4 points as a junior.

**Personal:** Born RJ Davis on Oct. 21, 2001, in White Plains, N.Y. • Son of Robert and Venessa Davis • His dad scored 2,118 points (without a three-point shot) from 1982-86 at Mercy College and still holds the Manhattan school's career scoring record • Member of the National Honor Society • Wears No. 4 because his birthday (10/21) adds up to 4 (1-0-2-1) • Wore that number as a high school sophomore when Stepinac won city and state titles • Also played football and soccer.

DAVIS'S STATS																			
Year	GP-GS	Min.	Ave.	FGM-A	Pct.	3FGM-A	Pct.	FTM-A	Pct.	Off	Def	Reb	Ave.	A	TO	B	S	Pts	Ave.
2020-21	29-10	644	22.2	79-226	.350	32-99	.323	55-67	.821	12	54	66	2.3	56	54	2	19	245	8.4
2021-22	14-14	438	31.3	66-134	.493	25-55	.455	35-43	.814	1	49	50	3.6	50	29	0	13	192	13.7
Totals	43-24	1083	25.2	145-360	.403	57-154	.370	90-110	.818	13	103	116	2.7	106	83	2	32	437	10.2



## 5 – ARMANDO BACOT

### 6-10, 240, Junior, Forward/Center, Richmond, Va.



Needs 15 points for 900 • Scored 885 points and grabbed 636 rebounds in three seasons • Averaging 11.8 points and 8.5 rebounds in 75 games as a Tar Heel (started all but 2021 Senior Night) • Scored in double figures 47 times with a career-high 24 at Charleston on 11/16/21 • Has 28 double-doubles and 34 games with 10 or more rebounds • Is 11th in UNC history in double-double percentage (has one in 37.3 percent of his games) • Career-high 17 rebounds at Notre Dame on 1/5/22 • First Tar Heel to average 8.0 rebounds through his sophomore season since Sean May from 2003-05.

**2021-22:** Team captain with RJ Davis and Caleb Love • Preseason candidate for the Kareem Abdul-Jabbar Award as the nation's top post player • Preseason watch lists for the John R. Wooden, Naismith and Lute Olson National Player-of-the-Year awards • First-team preseason All-ACC selection by the ACC media, Athlon and Lindy's • Named Best Rebounder in the ACC by Lindy's.

One of two players in the country in the top 11 in double-doubles, rebounding and field goal percentage • Is second in the country in double-doubles, eighth in field goal percentage and 11th in rebounding • Leads the ACC in field goal percentage (.638) and rebounding (10.4), sixth in blocks (22) and ninth in scoring (15.7) • Leads UNC in scoring, FG%, rebounding, blocks and plus/minus at +152 • Made 90 of 141 shots from the floor • Shot 50 percent or better in 12 of 14 games and 60 percent or better nine times • On pace for the highest FG percentage in a season by a Tar Heel since Brandon Wright shot 64.6% in 2006-07 • Has 10 double-doubles, including each of the last five and seven of the last eight games.

Career-high 17 boards and game-high 21 points at Notre Dame (had a double-double with 16/11 in the first half) • Made his first career three-pointer and finished with 18 points, 11 rebounds and three steals at Boston College • Scored 17 of his team-high 22 points vs. Kentucky in the first half, when he accounted for 17 of the team's 29 points • Career-high four steals vs. Elon • Made 7 of 11 FGA, scored 15 points, game-high 13 rebounds and four assists in win at Georgia Tech • Led UNC in Atlanta with a +26 • Game-high 14 rebounds vs. Michigan • Helped limit Hunter Dickinson to four points on 2 of 5 FG and no offensive rebounds • His 22-point game vs. UNC Asheville was his third with 20 or more this season (had five in his first two seasons) • Went 10 for 11 from the floor and had 22 points and 10 rebounds against Brown and made 10 of 12 field goal attempts and finished with a career-best 24 points and 12 boards with six blocks at Charleston • Became the first Tar Heel ever to post consecutive 20 and 10 games in which he shot at least 80 percent from the floor in both contests • First Tar Heel to make 10 field goals in back-to-back games since Cameron Johnson made 10 at Wake Forest and 11 at Duke in 2019.

**2020-21:** Recipient of the Dean Smith Most Valuable Player and Danny Green Most Improved Player team awards • Third-team All-ACC • First-team All-ACC Tournament after averaging 16.3 points, 10.7 rebounds, 2.7 blocks and 1.3 steals and shooting 65.5 percent from the floor in the three games • Grabbed 18 of his 32 rebounds in the ACC Tourney on the offensive boards • Led the team in scoring (12.3), field goal percentage (.628), rebounding (7.8) and blocks (26) • First Tar Heel to lead in those four categories since Brice Johnson in 2015-16 • Unofficially led ACC in field goal percentage (was eight made field goals shy of qualifying) • Improved his field goal percentage 15.9 percent, the largest single-season increase in UNC history (broke Sean May's record of 10.4 percent increase from 2004 to 2005) • Was third in the ACC in offensive rebounding and sixth in rebounding • Had the eighth-highest single-season field goal percentage in

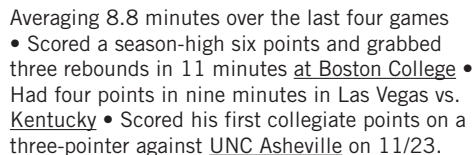
2021-22	FG	3FG	FT	REB	PF	PTS	A	TO	B	S	MP
Loyola Maryland•	3-5	0-0	2-3	1-5-6	3	8	0	1	2	1	17
Brown•	10-11	0-0	2-5	6-4-10	2	22	1	0	2	1	27
at Charleston•	10-12	0-0	4-9	2-10-12	4	24	3	3	6	0	24
vs. Purdue•	1-6	0-1	0-0	1-4-5	5	2	1	1	0	0	17
vs. Tennessee•	6-9	0-0	4-6	4-8-12	2	16	1	2	0	0	29
UNC Asheville•	8-14	0-0	6-7	3-4-7	1	22	0	2	1	0	29
Michigan•	5-10	0-0	1-1	3-11-14	2	11	3	1	2	1	32
at Georgia Tech•	7-11	0-0	1-2	3-10-13	3	15	4	5	1	2	38
Elon•	3-7	0-0	3-8	2-5-7	2	9	1	0	2	4	24
Furman•	7-12	0-1	0-0	4-8-12	2	14	2	1	1	0	28
vs. Kentucky•	8-13	0-0	6-9	2-8-10	4	22	2	2	1	0	31
App State•	7-9	0-0	2-4	3-7-10	3	16	4	2	2	2	30
at Boston College•	6-9	1-1	5-5	3-8-11	3	18	2	1	1	3	29
at Notre Dame•	9-13	0-0	3-4	2-15-17	3	21	0	4	1	0	37
Virginia											
Georgia Tech											
at Miami											
at Wake Forest											
Boston College											
NC State											
at Louisville											
Duke											
at Clemson											
Florida State											
Pittsburgh											
at Virginia Tech											
Louisville											
at NC State											
Syracuse											
Duke											

UNC history • Led UNC in scoring a team-high 10 times • Led the team in scoring (13.8 ppg) and field goal percentage (.655) in the 18 wins • Scored in double figures a team-high 20 times with a high of 21 at Pittsburgh on 1/26 • UNC went 14-6 in those games • Scored 18, 18, 20, 17, 12 and 15 points (16.7 ppg), made 38 of 58 field goals (.655) and grabbed 31 offensive rebounds in the last six games • Made at least 50 percent of his shots from the floor 23 times • Seven double-doubles and double-figure rebounds in 10 games • Averaged 3.2 offensive rebounds • Five or more offensive boards eight times with a high of eight twice • His 5.58 offensive rebounds per 40 minutes were the most in a season on record by any Tar Heel • Led UNC in plus/minus at plus 121 and second in most games with a positive plus/minus (18) • UNC was 11-5 when he made five or more field goals.

**2019-20:** Averaged 9.6 points and 8.2 rebounds in 32 games (all starts) • Had the most rebounds by a Tar Heel freshman since Aatawn Jamison in 1995-96 • Had 11 double-doubles, second most by a Tar Heel freshman and the most since Jamison's 13 • Led the team in blocks (36), was second in FG percentage (.469) and rebounding and fourth in scoring • Scored in double figures 16 times with a high of 23 vs. Oregon • Scored 20 or more three times (23 vs. Oregon, 22 vs. Elon and 21 vs. Clemson) • Grabbed 10 or more rebounds 14 times with highs of 16 at home vs. Virginia and 15 vs. Alabama • Became the third freshman in Carolina history to have three straight double-doubles in points and rebounds, joining Mike O'Koren in 1976-77 and Jamison in 1995-96 (Bacot accomplished that two different times).

**Personal:** Born Armando Linwood Bacot on March 6, 2000, in Richmond, Va. • Son of Christie Lomax and Armando Bacot Sr. • Has a younger brother, King, two older sisters A'mari and Azhane, and a younger sister, Joi'L • Azhane plays basketball for Virginia State University • Majoring in exercise and sports science with a minor in business administration.

BACOT'S STATS														
Year	GP-GS	Min.	Ave.	FGM-A	Pct.	3FGM-A	Pct.	FTM-A	Pct.	Off	Def	Reb	Ave.	Pts
2019-20	32-32	780	24.4	114-243	.469	0-0	—	80-124	.645	87	176	263	8.2	308
2020-21	29-28	660	22.8	137-218	.628	0-1	.000	83-125	.664	92	135	227	7.8	357
2021-22	14-14	403	28.8	90-141	.638	1-3	.333	39-63	.619	39	107	146	10.4	220
<b>Totals</b>	<b>75-74</b>	<b>1843</b>	<b>24.6</b>	<b>341-602</b>	<b>.566</b>	<b>1-4</b>	<b>.250</b>	<b>202-312</b>	<b>.647</b>	<b>218</b>	<b>418</b>	<b>636</b>	<b>8.5</b>	<b>885</b>



11-3 record, shooting 53.3 percent from the floor and 35.4 percent from three • Scored 25 or more points in seven games last season, including 37 vs. South View, 32 vs. Southern Lee and 30 vs. Terry Sanford • In the last five games, he averaged 26.6 points • Averaged 20.4 points, 7.2 rebounds, 2.0 assists and 2.7 steals and shot 45 percent from three-point range as a junior • Led Westover to a 30-0 record and 2020 conference title • Westover was named co-state champions by the North Carolina High School Athletic Association after the post-season tournament was canceled due to the pandemic • All-state selection in 2020 and was named PAC 9 Conference, Cumberland County and District Player of the Year • Previously attended Marana High School in Tucson for two years before moving to Fayetteville prior to his junior year.

**Personal:** Born D'Marco Morcell Dunn on February 28, 2003, in Sierra Vista, Ariz. • Son of Greg Dunn and Veronica Johnson, both members of the U.S. armed services • His dad played football at Angelo State • An uncle, Eric, played football at Michigan State • His sister, Kaylyn, has published three books • Honor roll student • Member of the Black Student Union and a mentor in the student leadership program.

[illegible]

DUNN'S STATS																			
Year	GP-GS	Min.	Ave.	FGM-A	Pct.	3FGM-A	Pct.	FTM-A	Pct.	Off	Def	Reb	Ave.	A	TO	B	S	Pts	Ave.
2021-22	9-0	47	5.2	5-15	.333	2-7	.286	1-3	.333	1	3	4	0.4	3	2	0	1	13	1.4





# 13 – DAWSON GARCIA

## 6-11, 235, Sophomore, Forward, Prior Lake, Minn.



**2021-22:** Preseason candidate for the Wooden Award as the National Player of the Year and the Karl Malone Award as the nation's top power forward • Second-team preseason All-ACC selection by Athlon and Lindy's.

Averaging 10.0 points and 5.5 rebounds • Converting 45.8% from three on 11 of 24 attempts • Scored in double figures five times and has 94 of his 130 points in those five games • Had back-to-back 20-point performances (22 vs. Elon and 20 vs. Furman) • Suffered a concussion less than two minutes into the game at Boston College and did not return to that game and did not play against

Notre Dame • Scored first nine points for UNC vs. Furman • Season-best five offensive rebounds and tied for team scoring honors vs. Elon with 22 points • Season-best 8 for 10 free throws vs. the Phoenix • Was his second 20-point game as a Tar Heel and eighth of his career • Had 14 points in the win over Michigan • Career-high 10 field goals in 13 attempts (career-best FG% of .769) and scored a season-high 26 vs. Purdue • Matched his career high with three 3FGs vs. the Boilermakers • Went 7 for 7 for 15 points in the first half • Three from the wing gave UNC its only lead at 65-64 • Scored 12 points and had a game-high nine rebounds in his Tar Heel debut vs. Loyola.

Transferred to Carolina after playing one season at Marquette, where he earned Big East Conference All-Freshman team honors and was a three-time Big East Freshman of the Week • UNC sophomore guard Kerwin Walton and Garcia were AAU teammates on D1 Minnesota.

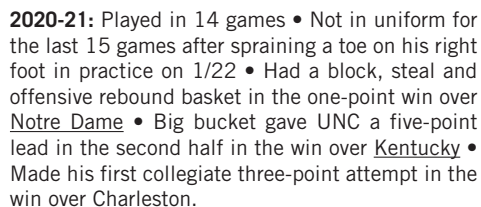
**2020-21:** Averaged 13.0 points and 6.6 rebounds for the Golden Eagles • Scored in double figures 17 times, including a season-high 28 at Villanova and 24 in Marquette's 83-70 win over the Tar Heels in the Smith Center on February 24 • Those were two of six games in which he scored 20 or more points • Led all Big East freshmen in scoring and rebounding and was second in field goal percentage • Overall, was 13th in the league in scoring and 11th in rebounding and field goal percentage • Three double-doubles (14 points/10 rebounds vs. Creighton, 20/11 vs. Connecticut and 24/11 at UNC) and grabbed 10 or more rebounds five times • Shot 48.0 percent from the floor and 78.3 percent from the free throw line • Also made 26 three-pointers and shot 35.6 percent from beyond the arc • Scored 19 points in his collegiate debut against Arkansas-Pine Bluff • Made 8 of 11 shots from the floor and scored 20 points at Creighton • Season-high 13 rebounds at Georgetown • Made 9 of 15 from the floor and 9 of 10 free throws in his season-high 28 at Villanova • Was 9 for 13 from the floor and 5 for 5 from the line in scoring a game-high 24 points in 37 minutes against the Tar Heels • Team-high 18 points and eight rebounds at UConn • Played for head coach Steve Wojciechowski.

**Prep:** Scored 2,092 points in four seasons at Prior Lake High School • A 2020 McDonald's All-America • Averaged 31.9 points and 9.7 rebounds, was a finalist for Minnesota's Mr. Basketball Award and earned first-team all-state, all-conference and all-metro honors as a senior • Averaged 27.5 points and 11.0 rebounds as a junior, leading Prior Lake to the Class 4A, Section 2 championship game • Lakers won a program-best 25 games and appeared in their first-ever sectional final as a Class 4A program • Won a gold medal playing for Team USA and won Most Valuable Player honors in the 2019 U-18 3x3 World Cup in Mongolia • Also was the MVP of the 2019 U-18 3x3 U.S. Championship.

2021-22	FG	3FG	FT	REB	PF	PTS	A	TO	B	S	MP
Loyola Maryland	3-6	1-2	5-7	0-9-9	2	12	2	3	0	2	29
Brown*	3-7	0-2	1-2	2-4-6	2	7	0	0	0	1	20
at Charleston*	1-5	0-2	5-6	1-7-8	0	7	1	1	0	0	19
vs. Purdue*	10-13	3-5	3-3	4-4-8	5	26	1	4	1	1	33
vs. Tennessee*	2-7	0-1	0-1	1-2-3	2	4	0	3	0	0	18
UNC Asheville*	3-9	2-2	0-0	1-4-5	1	8	1	1	0	0	22
Michigan*	6-12	2-2	0-0	2-2-4	1	14	0	1	0	0	23
at Georgia Tech*	0-1	0-0	2-2	1-0-1	2	2	1	1	0	0	13
Elon*	6-12	2-4	8-10	5-2-7	3	22	1	3	0	1	32
Furman*	7-12	1-3	5-6	4-6-10	3	20	3	1	1	0	32
vs. Kentucky*	2-6	0-1	2-3	2-3-5	3	6	0	1	0	0	22
App State*	0-5	0-0	2-2	3-0-3	2	2	0	0	1	0	11
at Boston College*	0-3	0-0	0-0	2-0-2	0	0	0	0	0	0	2
at Notre Dame	DNP - concussion										
Virginia											
Georgia Tech											
at Miami											
at Wake Forest											
Boston College											
NC State											
at Louisville											
Duke											
at Clemson											
Florida State											
Pittsburgh											
at Virginia Tech											
Louisville											
at NC State											
Syracuse											
Duke											

**Personal:** Born September 20, 2001, in Burnsville, Minn. • Son of Stacey and David Garcia • Has one sister, Madi • Majoring in communication studies.

GARCIA'S STATS AT MARQUETTE																		
Year	GP-GS	Min.	Ave.	FGM-A	Pct.	3FGM-A	Pct.	FTM-A	Pct.	Off	Def	Reb	Ave.	A	TO	B	S	Pts
2020-21	27-27	803	29.7	121-252	.480	26-73	.356	83-106	.783	58	121	179	6.6	21	43	13	7	351
GARCIA'S STATS AT UNC																		
Year	GP-GS	Min.	Ave.	FGM-A	Pct.	3FGM-A	Pct.	FTM-A	Pct.	Off	Def	Reb	Ave.	A	TO	B	S	Pts
2021-22	13-12	276	21.2	43-98	.439	11-24	.458	33-42	.786	28	43	71	5.5	10	19	3	5	130
<b>Totals</b>	<b>40-39</b>	<b>1080</b>	<b>27.0</b>	<b>164-350</b>	<b>.469</b>	<b>37-97</b>	<b>.381</b>	<b>116-148</b>	<b>.784</b>	<b>86</b>	<b>164</b>	<b>250</b>	<b>6.3</b>	<b>31</b>	<b>62</b>	<b>16</b>	<b>12</b>	<b>481</b>



in his prep career • Teams went 103-19 • Averaged 14.4 points, 8.2 rebounds and 2.6 assists and shot 44.6 percent from three-point range (29 of 65) in 14 games at Hillcrest • Earned MVP honors in Hillcrest's bracket at the John Wall Invitational in Raleigh • Finalist at State Farm's national three-point contest • Played his first three prep seasons at Moon Area High School in Pennsylvania • As a junior at Moon Area, he averaged 22.1 points, 9.4 rebounds, 1.6 steals and 1.2 blocks per game while hitting 46 percent of his three-point attempts • Scored 17 points in the 2019 PIAA Class 5A championship game win over Archbishop Wood • PIAA Class 5A, Pittsburgh Tribune, Beaver County Times and Sectional Player of the Year in 2019 • First-team all-state as a junior, second-team as a sophomore • Three-time all-section honoree • Made 11 consecutive three-point attempts as a freshman starter.

**Personal:** Born Donovan Christopher Johnson on Oct. 11, 2000, in Pittsburgh, Pa. • Son of Gilbert and Amy Johnson • The younger brother of former Tar Heel Cameron Johnson, who earned 2019 first-team All-ACC honors and plays for the Phoenix Suns • Chose No. 14 because it's one number higher than what Cameron wore at Carolina • Also played baseball and football (wide receiver and running back as a youth) • Enjoys improving his tennis and ping-pong skills while playing against Cameron • Has sung in a concert choir • His mother gave each of her children nicknames and his was Puff because he liked the cereal Cocoa Puffs.

[illegible]

JOHNSON'S STATS																			
Year	GP-GS	Min.	Ave.	FGM-A	Pct.	3FGM-A	Pct.	FTM-A	Pct.	Off	Def	Reb	Ave.	A	TO	B	S	Pts	Ave.
2020-21	14-0	59	4.2	6-14	.429	1-9	.111	2-2	1.000	1	6	7	0.5	1	2	1	1	15	1.1



## 22 – JUSTIN McKOY

### 6-8, 220, Junior, Forward, Raleigh, N.C.



In his first season as a Tar Heel after playing two seasons at the University of Virginia • Played in 33 games from 2019-21 as a Cavalier • Tied his career high with three assists in Carolina's win on 11/23 vs. UNC Asheville • Unavailable at BC and Notre Dame due to Covid protocols.

**2020-21:** Played in 19 games with four starts at Virginia • Scored 67 points and totaled 62 rebounds, 10 assists and four steals • Scored a career-high 11 points and had six rebounds against San Francisco • Had eight points and six rebounds against Miami and six rebounds in the ACC Tournament against Syracuse • Seven games with five or more points • Played 10 or minutes in 10 games, including each of his last four games • Averaged 17.0 minutes and was 9 for 16 from the floor with 5.3 rebounds per game over his last four games against NC State, Miami, Louisville and Syracuse • Shot 48.3 percent from the floor and 80 percent from the free throw line • Earned Academic All-ACC honors.

**2019-20:** Played in 14 games at UVa, averaging 1.1 points and 1.0 rebounds • Scored six points at Purdue and four against both JMU and in a home win over North Carolina • Was 4 for 6 from the free throw line and pulled down a season-high five rebounds against the Tar Heels on Dec. 8, 2019 • Played 17 minutes at home against Carolina, his longest outing of the season • Made all three of his field goal attempts in the ACC-Big Ten Challenge game at Purdue • Made the ACC Academic Honor Roll.

**Prep:** Was graduated from Panther Creek High School in Cary, N.C., in 2019 • Set the all-time scoring record at Panther Creek with 2,054 points • Averaged 24.7 points and 10.6 rebounds, was the North Carolina Basketball Coaches Association's District 5 Player of the Year and earned second-team all-state honors as a senior • Earned all-conference and all-district honors in each of his four seasons.

**Personal:** Born Justin Timothy McKoy on Jan. 7, 2001 • Son of Elizabeth McKoy and the late Alfonza McKoy • Has a sister, Jasmine, and brother, Jalen • Majoring in organizational leadership and development.

2021-22	FG	3FG	FT	REB	PF	PTS	A	TO	B	S	MP
Loyola Maryland	0-1	0-0	1-2	1-0-1	2	1	1	0	0	0	10
Brown	0-0	0-0	0-0	1-0-1	0	0	0	1	0	0	6
at Charleston	0-1	0-1	0-0	0-2-2	1	1	0	1	0	0	9
vs. Purdue	1-2	1-1	0-0	0-2-2	1	3	1	1	1	0	8
vs. Tennessee	DNP										
UNC Asheville	0-1	0-0	0-0	1-0-1	1	0	3	1	0	0	7
Michigan	0-0	0-0	0-0	0-1-1	0	0	0	1	0	0	7
at Georgia Tech	0-0	0-0	0-0	0-0-0	0	0	0	0	0	0	0+
Elon	0-1	0-0	2-2	0-1-1	0	2	0	0	0	0	5
Furman	0-0	0-0	0-0	0-0-0	1	0	0	0	0	0	1
vs. Kentucky	0-0	0-0	2-2	0-2-2	1	2	1	0	1	1	7
App State	1-3	0-0	0-0	2-1-3	0	2	0	0	0	0	7
at Boston College	DNP - Covid protocols										
at Notre Dame	DNP - Covid protocols										
Virginia											
Georgia Tech											
at Miami											
at Wake Forest											
Boston College											
NC State											
at Louisville											
Duke											
at Clemson											
Florida State											
Pittsburgh											
at Virginia Tech											
Louisville											
at NC State											
Syracuse											
Duke											

McKoy's Stats at Virginia															
Year	GP-GS	Min.	Ave.	FGM-A	Pct.	3FGM-A	Pct.	FTM-A	Pct.	Off	Def	Reb	Ave.	A	TO
2019-20	14-0	104	7.4	5-13	.385	0-0	—	4-6	.667	5	10	15	1.1	1	3
2020-21	19-4	213	11.2	28-58	.483	3-9	.333	8-10	.800	17	45	62	3.3	10	10
<b>Totals</b>	<b>33-4</b>	<b>316</b>	<b>9.6</b>	<b>33-71</b>	<b>.465</b>	<b>3-9</b>	<b>.333</b>	<b>12-16</b>	<b>.750</b>	<b>22</b>	<b>55</b>	<b>77</b>	<b>2.3</b>	<b>11</b>	<b>13</b>

McKoy's Stats at UNC															
Year	GP-GS	Min.	Ave.	FGM-A	Pct.	3FGM-A	Pct.	FTM-A	Pct.	Off	Def	Reb	Ave.	A	TO
2021-22	11-0	67	6.1	2-9	.222	1-2	.500	5-6	.833	5	9	14	1.3	6	5
<b>Totals</b>	<b>44-4</b>	<b>381</b>	<b>8.7</b>	<b>35-80</b>	<b>.438</b>	<b>4-11</b>	<b>.364</b>	<b>17-22</b>	<b>.773</b>	<b>27</b>	<b>64</b>	<b>91</b>	<b>2.1</b>	<b>17</b>	<b>18</b>



## 24 – KERWIN WALTON

### 6-5, 210, Sophomore, Guard, Hopkins, Minn.



Made multiple threes in 20 of 42 games as a Tar Heel (three or more 14 times, four or more six times and a career-high five vs. Louisville last season) • Made 40.6 percent from beyond the arc in his career.

**2021-22:** Unavailable at Notre Dame due to Covid protocols • Averaging 3.9 points in 17.3 minutes per game • Hit two three-pointers for six points vs. App State • Those were his first field goals since UNC Asheville (11/23) and first 3FGs since Purdue (11/20) • Fourth on the team in three-pointers (12) • Went 3 for 3 from three-point range in the second half in the win at Charleston, including

one with 6:00 to play for a 75-71 lead • Hit three 3FGs and scored 11 points in opener vs. Loyola.

**2020-21:** Recipient of the Marvin Williams Carolina Way Award, which is presented to the Tar Heel who best exemplifies playing hard, being unselfish and thinking of the team first • Academic All-ACC team honoree • Led the team in three-pointers (58) and three-point percentage (.420) • Set UNC freshman record for the highest three-point percentage with at least 50 made threes (previous was .414 by Rashad McCants in 2002-03) • Made 20 starts (every game since 12/30 except Senior Night) • ACC Freshman of the Week for his play against Northeastern and Louisville • Ninth in the ACC in threes made per game • Was second in the ACC in threes made per conference game (2.56) behind Virginia's Sam Hauser and Syracuse's Buddy Boeheim • Made three or more 3FGs 12 times, including a season-high five against Louisville and four against Notre Dame, Florida State and Duke (twice) • UNC went 8-4 when he made three or more 3FGs • Fifty-eight of his 79 field goals were three-pointers • Scored in double figures 11 times with a high of 19 vs. Louisville • UNC was 9-2 when he scored in double figures • Averaged 8.2 points for the season, including 10.0 ppg in the last 23 games • Second on the team in assist/turnover ratio with 53 assists and 34 turnovers (1.6) • Made 21 of 25 (.840) from the free throw line • Third on the team in plus/minus at plus 114 and led the team in most games with a positive plus/minus (19).

**Prep:** Averaged 26 points and 11 rebounds as a senior at Hopkins High School in Minnetonka, Minn., a suburb of Minneapolis. • Played for Coach Ken Novak • Named to the Star Tribune's All-Metro first team as a senior after leading the Royals to a 24-5 record and the 4-A section title • Hopkins was the state champion in 2019.

**Personal:** Born Kerwin Kamal Walton on Oct. 20, 2001, in Robbinsdale, Minn. • Son of Kerwin Walton and Dolores Perry • Chose No. 24 to honor Kobe Bryant • Excels at badminton and drawing • AAU teammate of current Tar Heel Dawson Garcia.

2021-22	FG	3FG	FT	REB	PF	PTS	A	TO	B	S	MP
Loyola Maryland	4-7	3-6	0-0	0-1-1	2	11	1	1	0	1	27
Brown	2-5	1-3	0-0	0-2-2	1	5	0	0	1	0	16
at Charleston	5-8	4-6	0-0	0-3-3	1	14	1	3	0	1	28
vs. Purdue•	2-9	2-6	0-0	2-0-2	2	6	0	1	1	0	6
vs. Tennessee	0-4	0-4	0-0	0-0-0	1	0	0	1	1	1	24
UNC Asheville	2-3	0-1	0-0	0-2-2	1	4	2	2	0	0	15
Michigan	0-4	0-2	0-0	0-2-2	1	0	1	0	0	0	17
at Georgia Tech	0-0	0-0	0-0	0-0-0	1	0	0	0	0	0	8
Elon	0-1	0-1	0-0	0-2-2	1	0	2	1	0	0	10
Furman	0-0	0-0	0-0	0-0-0	0	0	0	0	0	0	7
vs. Kentucky	0-1	0-1	0-0	0-0-0	0	0	1	1	0	0	8
App State	2-5	2-3	0-0	0-4-4	0	6	0	0	0	0	16
at Boston College	2-7	1-4	0-0	0-2-2	2	5	1	0	0	1	19
at Notre Dame	DNP - Covid protocols										
Virginia											
Georgia Tech											
at Miami											
at Wake Forest											
Boston College											
NC State											
at Louisville											
Duke											
at Clemson											
Florida State											
Pittsburgh											
at Virginia Tech											
Louisville											
at NC State											
Syracuse											
Duke											

WALTON'S STATS																		
Year	GP-GS	Min.	Ave.	FGM-A	Pct.	3FGM-A	Pct.	FTM-A	Pct.	Off	Def	Reb	Ave.	A	TO	B	S	Pts
2020-21	29-20	607	20.9	79-178	.444	58-138	.420	21-25	.840	8	42	50	1.7	53	34	5	15	237
2021-22	13-1	225	17.3	19-54	.352	13-37	.351	0-0	–	2	18	20	1.5	9	10	3	4	51
Totals	42-21	833	19.8	98-232	.422	71-175	.406	21-25	.840	10	60	70	1.7	62	44	8	19	288





## 45 – BRADY MANEK

### 6-9, 230, Graduate Student, Forward, Harrah, Okla.



Scored his 1,600th collegiate point and grabbed his 750th rebound against App State on 12/23 • Graduate student • Four-year starter at forward at the University of Oklahoma, where he was the 14th-leading scorer in Sooner history • Graduated from OU with a degree in business administration/management in December 2020 • Graduated in seven semesters • Has played in 136 games with 113 career starts • Made 258 career threes.

**2021-22:** Second on the team in rebounding (5.9), third in three-pointers (23) and is fourth in scoring (12.4) • Scored in double figures eight times •

Tied for the team lead in three-point attempts (68)

- Made multiple threes five times with a high of six against Tennessee.

Scored 12 of his 17 points in the first half in the win at Boston College

• Had eight points and an assist in an early 16-5 Tar Heel run at BC • First double-double as a Tar Heel (11 pts/11 reb), added three assists and led UNC with a plus 23 against App State • Had 11 first-half points vs. Furman • Scored 13 of his 15 points in the second half as UNC out-scored Georgia Tech, 48-31 to win by 17 • Also tied his career high with four assists in Atlanta • Hit a season-high six threes and scored a season- and game-high 24 points vs. Tennessee • Was his 14th career game with 20 or more points • Had 17 points, nine rebounds and made three 3FGs in the win at Charleston • Hit a pair of threes early in the second half, the second of which gave UNC its first lead of the game after trailing by 11 • Made his first shot attempt, a three, 17 seconds into the game and finished with 20 points vs. Loyola.

**Oklahoma Career:** Started 111 of 122 games, scoring 1,459 points with 681 rebounds, 101 blocks and 61 steals • Made 235 three-pointers, fifth-most in OU history • Became the tallest player in Big 12 history to make 200 threes and the first with 200 threes and 100 blocks • Is the only Sooner to compile 1,000 points, 500 rebounds, 200 three-pointers and 100 blocks • Scored in double figures 75 times, grabbed 10 or more rebounds 11 times and had eight double-doubles • Career highs include 31 points against TCU (1/18/20), eight three-pointers against UT San Antonio (12/3/20) and 15 rebounds against Iowa State (2/6/21) • Made multiple three-pointers 63 times with five or more nine times (eight once, seven twice, six twice and five four times) • Earned third-team Academic All-America honors in 2021 • Three-time member of the Academic All-Big 12 team, including 2020-21, when he was one of only two players in the league nominated with a 4.0 grade point average • Two-time CoSIDA Academic all-district honoree.

**2020-21:** Averaged 10.8 points and 5.0 rebounds and shot 37.5 percent from three (48 of 128) in 25 games • Third-team Academic All-America • Helped lead OU to a 16-11 record and No. 8 seed in the NCAA West Region where the Sooners defeated No. 9 Missouri and lost to top-seed Gonzaga • Second on the Sooners in three-pointers, three-point percentage and blocks (19) and third in scoring and rebounding • Led OU in scoring four times and rebounding five times • Season-high 29 points on 8 of 11 shooting from three-point range in the season opener against UT San Antonio • The eight threes were a career high and matched the season high by any Sooner • Scored in double figures 14 times • Scored 20 at Oklahoma State, 19 against Kansas in the Big 12 Tournament, 19 in the NCAA

2021-22	FG	3FG	FT	REB	PF	PTS	A	TO	B	S	MP
Loyola Maryland•	9-15	1-5	1-3	2-3-5	0	20	0	1	1	0	29
Brown	3-9	0-2	8-9	1-7-8	1	14	1	3	2	0	33
at Charleston	6-12	3-8	2-2	3-6-9	4	17	1	1	0	2	21
vs. Purdue	2-7	1-3	1-2	1-3-4	4	6	2	1	1	1	26
vs. Tennessee	7-12	6-10	4-4	0-3-3	2	24	0	0	0	0	28
UNC Asheville	3-5	2-3	0-0	0-9-9	1	8	2	2	2	1	27
Michigan	4-9	1-4	0-0	2-3-5	0	9	1	0	0	0	21
at Georgia Tech	6-10	3-6	0-0	1-4-5	0	15	4	3	1	1	29
Elon	2-8	0-6	0-0	2-2-4	1	4	1	3	0	0	18
Furman	6-9	1-3	0-1	3-3-6	0	13	0	3	0	0	19
vs. Kentucky	3-6	1-3	0-0	0-0-0	0	7	0	0	0	1	16
App State	5-9	1-3	0-0	3-8-11	4	11	3	4	0	0	29
at Boston College	7-14	2-7	1-1	1-6-7	1	17	1	1	0	0	25
at Notre Dame•	4-11	1-5	0-0	0-6-6	0	9	2	1	0	1	33
Virginia											
Georgia Tech											
at Miami											
at Wake Forest											
Boston College											
NC State											
at Louisville											
Duke											
at Clemson											
Florida State											
Pittsburgh											
at Virginia Tech											
Louisville											
at NC State											
Syracuse											
Duke											

first round win over Missouri, 17 at Xavier and 17 against Oral Roberts

• Made multiple three-pointers 11 times, including eight vs. UTSA, five against Missouri and four vs. Iowa State in the Big 12 Tourney • Did not play against Kansas (1/9/21) and TCU (1/12/21) due to Covid protocols • Played in 106 consecutive games before missing those two • Selected to Academic All-Big 12 team for the third year in a row and CoSIDA Academic all-district team for the second straight year.

**Prep:** Averaged 24.3 points, 11.6 rebounds and 2.2 assists as a senior at Harrah High School • Selected by The Oklahoman as its Little All-City Player of the Year in 2016 and 2017 • Named to the Oklahoma Coaches Association All-State First Team in 2017.

**Personal:** Brady Reece Manek is the son of Cary and Tina Manek • Born Sept. 4, 1998, in Edmond, Okla. • Earned a 4.0 GPA at Harrah High School • His parents played basketball at Oklahoma Christian • His older brother, Kellen, played basketball at Southeastern Oklahoma State.

MANEK'S STATS AT OKLAHOMA																
Year	GP-GS	Min.	Ave.	FGM-A	Pct.	3FGM-A	Pct.	FTM-A	Pct.	Off	Def	Reb	Ave.	A	TO	B
2017-18	32-26	759	23.7	124-266	.466	59-154	.383	18-30	.600	40	125	165	5.2	15	23	22
2018-19	34-34	944	27.8	152-324	.469	57-159	.358	55-72	.764	49	151	200	5.9	26	46	23
2019-20	31-31	944	30.5	158-349	.453	71-187	.380	60-77	.779	42	149	191	6.2	27	26	37
2020-21	25-20	628	25.1	100-237	.422	48-128	.375	23-30	.767	31	94	125	5.0	21	22	19
<b>OU Totals</b>	<b>122-111</b>	<b>3275</b>	<b>26.8</b>	<b>534-1176</b>	<b>.454</b>	<b>235-628</b>	<b>.374</b>	<b>156-209</b>	<b>.746</b>	<b>162</b>	<b>519</b>	<b>681</b>	<b>5.6</b>	<b>89</b>	<b>117</b>	<b>101</b>
MANEK'S STATS AT UNC																
Year	GP-GS	Min.	Ave.	FGM-A	Pct.	3FGM-A	Pct.	FTM-A	Pct.	Off	Def	Reb	Ave.	A	TO	B
2021-22	14-2	354	25.3	67-136	.493	23-68	.338	17-22	.773	19	63	82	5.9	18	23	7
<b>Totals</b>	<b>136-113</b>	<b>3635</b>	<b>26.7</b>	<b>601-1312</b>	<b>.458</b>	<b>258-696</b>	<b>.371</b>	<b>173-271</b>	<b>.749</b>	<b>181</b>	<b>582</b>	<b>763</b>	<b>5.6</b>	<b>107</b>	<b>140</b>	<b>108</b>

# CAREER HIGHS



## 0 – ANTHONY HARRIS

**Points:** 14 vs. UCLA (12/21/19)  
**Field Goals:** 5 vs. UCLA (12/21/19)  
**Three-Pointers:** 2 vs. UCLA (12/21/19), vs. Notre Dame (3/10/21)  
**Free Throws:** 6 vs. Elon (12/11/21)  
**Offensive Rebounds:** 2 at Duke (2/6/21)  
**Rebounds:** 3 vs. Wofford (12/15/19)  
**Assists:** 3 several times  
**Turnovers:** 4 vs. Duke (3/6/21)  
**Steals:** 2 vs. Wofford (12/15/19), at Duke (2/6/21)

## 1 – LEAKY BLACK

**Points:** 16 at Miami (1/5/21)  
**Field Goals:** 6 at Miami (1/5/21)  
**Three-Pointers:** 4 at Miami (1/5/21)  
**Free Throws:** 4 several times  
**Offensive Rebounds:** 5 at Notre Dame (2/17/20)  
**Rebounds:** 11 vs. UNC Asheville (11/23/21)  
**Assists:** 9 vs. Duke (2/8/20)  
**Turnovers:** 4 several times  
**Blocks:** 3 vs. Syracuse (1/12/21)  
**Steals:** 4 at Pittsburgh (1/18/20)

## 2 – CALEB LOVE

**Points:** 25 at Duke (2/6/21)  
**Field Goals:** 9 at Duke (2/6/21), vs. Michigan (12/1/21)  
**Three-Pointers:** 4 at Duke (2/6/21), vs. Michigan (12/1/21), vs. Elon (12/11/21), at Boston College (1/2/22)  
**Free Throws:** 10 at Charleston (11/16/21)  
**Offensive Rebounds:** 2 at Iowa (12/8/20)  
**Rebounds:** 8 at Syracuse (3/1/21)  
**Assists:** 9 vs. Northeastern (2/17/21)  
**Turnovers:** 6 vs. NC Central (12/12/20), Florida State (2/27/21), App State (12/21/21)  
**Blocks:** 3 vs. UNLV (11/30/20)  
**Steals:** 3 several times

## 3 – DONTREZ STYLES

**Points:** 4 at Boston College (1/2/22)  
**Field Goals:** 2 at Boston College (1/2/22)  
**Three-Pointers:**  
**Free Throws:** 2 vs. Kentucky (12/18/21)  
**Offensive Rebounds:** 1 vs. UNC Asheville (11/23/21)  
**Rebounds:** 3 at Boston College (1/2/22)  
**Assists:**  
**Turnovers:** 1 several times  
**Blocks:** 1 vs. Kentucky (12/18/21)  
**Steals:** 1 vs. UNC Asheville (11/23/21), at Notre Dame (1/5/22)

## 4 – RJ DAVIS

**Points:** 26 vs. Brown (11/12/21)  
**Field Goals:** 9 vs. Brown (11/12/21)  
**Three-Pointers:** 6 vs. Brown (11/12/21)  
**Free Throws:** 6 vs. Tennessee (11/21/21)  
**Offensive Rebounds:** 2 vs. Charleston (11/25/20), vs. UNLV (11/30/20)  
**Rebounds:** 7 vs. Purdue (11/20/21)  
**Assists:** 8 at Iowa (12/8/20)  
**Turnovers:** 5 vs. Florida State (2/27/21)  
**Blocks:** 1 vs. Wake Forest (1/20/21), Wisconsin (3/19/21)  
**Steals:** 3 vs. Notre Dame (3/10/21)

## 5 – ARMANDO BACOT

**Points:** 24 at Charleston (11/16/21)  
**Field Goals:** 10 vs. Brown (11/12/21), at Charleston (11/16/21)  
**Three-Pointers:** 1 at Boston College (1/2/22)  
**Free Throws:** 9 vs. Oregon (11/29/19)  
**Offensive Rebounds:** 8 vs. Wofford (12/15/19), at Syracuse (3/1/21), vs. Notre Dame (3/10/21)  
**Rebounds:** 17 at Notre Dame (1/5/22)  
**Assists:** 7 vs. Miami (1/25/20)  
**Turnovers:** 5 vs. Virginia (2/15/20), at Georgia Tech (12/5/21)  
**Blocks:** 6 vs. Oregon (11/29/19), at Charleston (11/16/21)  
**Steals:** 4 vs. Elon (12/11/21)

## 11 – D'MARCO DUNN

**Points:** 6 at Boston College (1/2/22)  
**Field Goals:** 2 vs. Kentucky (12/18/21), at Boston College (1/2/22)  
**Three-Pointers:** 1 vs. UNC Asheville (11/23/21), at Boston College (1/2/22)  
**Free Throws:** 1 at Boston College (1/2/22)  
**Offensive Rebounds:** 1 at Boston College (1/2/22)  
**Rebounds:** 3 at Boston College (1/2/22)  
**Assists:** 1 several times  
**Turnovers:** 1 vs. Loyola (11/9/21), App State (12/21/21)  
**Blocks:**  
**Steals:** 1 vs. Kentucky (12/18/21)

## 13 – DAWSON GARCIA (set playing for Marquette unless noted)

**Points:** 28 at Villanova (2-10-21)  
**Field Goals:** UNC- 10 vs. Purdue (11/20/21)  
**Three-Pointers:** 3 vs. Eastern Illinois (11-27-20); UNC- vs. Purdue (11/20/21)  
**Free Throws:** 9 at Villanova (2-10-21)  
**Offensive Rebounds:** 6 at Creighton (12-14-20), vs. UConn (1-5-21), vs. St. John's (1-31-21)  
**Rebounds:** 13 at Georgetown (1-2-21)  
**Assists:** 4 vs. Arkansas-Pine Bluff (11-25-20)  
**Turnovers:** 5 vs. Villanova (12-23-20)  
**Blocks:** 2 at Creighton (12-14-20), vs. DePaul (1-23-21), at Butler (2-17-21)  
**Steals:** 2 vs. Butler (2-2-21); UNC- 2 vs. Loyola Maryland (11/9/21)

## 14 – PUFF JOHNSON

**Points:** 3 vs. Charleston (11/25/20)  
**Field Goals:** 1 several times  
**Three-Pointers:** 1 vs. Charleston (11/25/20)  
**Free Throws:** 2 at Georgia Tech (12/30/20)  
**Offensive Rebounds:** 1 vs. UNLV (11/30/20), Notre Dame (1/2/21)  
**Rebounds:** 2 vs. Notre Dame (1/2/21)  
**Assists:** 1 at Georgia Tech (12/30/20)  
**Turnovers:** 1 vs. UNLV (11/30/20)  
**Blocks:**  
**Steals:** 1 vs. Notre Dame (1/2/21)

## 22 – JUSTIN McKOY (set playing for Virginia unless noted)

**Points:** 11 vs. San Francisco (11/27/20)  
**Field Goals:** 4 vs. San Francisco (11/27/20), Miami (3/1/21)  
**Three-Pointers:** 1 vs. San Francisco (11/27/20), Gonzaga (12/26/20)  
**Free Throws:** 3 vs. Saint Francis (12/1/20)  
**Offensive Rebounds:** 3 vs. North Carolina (12/8/19), at Notre Dame (12/30/20), vs. NC State (2/24/21)  
**Rebounds:** 6 five times  
**Assists:** 3 vs. Towson (11/25/20); UNC- vs. UNC Asheville (11/23/21)  
**Turnovers:** 2 vs. Saint Francis (12/1/20)  
**Blocks:** 1 vs. Vermont (11/19/19)  
**Steals:** 2 vs. Saint Francis (12/1/20), Miami (3/1/21)

## 24 – KERWIN WALTON

**Points:** 19 vs. Louisville (2/20/21)  
**Field Goals:** 7 vs. Louisville (2/20/21)  
**Three-Pointers:** 5 vs. Louisville (2/20/21)  
**Free Throws:** 4 vs. Kentucky (12/19/20), Florida State (2/27/21)  
**Offensive Rebounds:** 2 vs. Syracuse (1/12/21), Purdue (11/20/21)  
**Rebounds:** 5 vs. Florida State (3/12/21)  
**Assists:** 4 several times  
**Turnovers:** 3 at Miami (1/5/21), vs. Louisville (2/20/21), at Charleston (11/16/21)  
**Blocks:** 1 several times  
**Steals:** 2 at Iowa (12/8/20), vs. Florida State (2/27/21), vs. Florida State (3/12/21)

## 25 – CREIGHTON LEBOWITZ

**Points:** 2 at Virginia (2/13/21), vs. Northeastern (2/17/21), vs. Louisville (2/20/21)  
**Rebounds:** 1 twice

## 34 – DUWE FARRIS

**Points:** 1 vs. Loyola Maryland (11/9/21)  
**Rebounds:** 1 vs. UNLV (11/30/20), Louisville (2/20/21), Loyola Maryland (11/9/21)

## 35 – RYAN McADOO

**Points:** FGCU- 2 vs. North Florida and at Stetson  
**Rebounds:** 1 several times  
**Assists:** UNC- 1 twice

## 45 – BRADY MANEK (set playing for Oklahoma)

**Points:** 31 vs. TCU (1/18/20)  
**Field Goals:** 11 vs. Oklahoma State (2/1/20)  
**Three-Pointers:** 8 vs. UTSA (12/3/20)  
**Free Throws:** 9 vs. UTRGV (12/30/19)  
**Offensive Rebounds:** 5 at Kansas (1/2/19), at Oklahoma State (3/1/21)  
**Rebounds:** 15 vs. Iowa State (2/6/21)  
**Assists:** 4 at TCU (2/16/19), vs. Oklahoma State (2/1/20); UNC- 4 at Georgia Tech (12/5/21)  
**Turnovers:** 4 several times  
**Blocks:** 4 vs. TCU (1/12/19), at Wichita State (12/14/19)  
**Steals:** 4 vs. Baylor (1/20/20)

# 2021-22 TEAM GAME-BY-GAME STATS



	PTS	FG	FG%	1st	2nd	3FG	3FG%	FT	FT%	O-D-REB	PF	A	TO	B	ST
Carolina, W	83	29-55	.527	.536	.519	8-21	.381	17-28	.607	6-31-37	20	15	12	3	7
Loyola Maryland	67	24-55	.436	.433	.440	7-25	.280	12-21	.571	3-27-30	21	14	12	1	9
<b>Carolina, W</b>	<b>94</b>	<b>32-62</b>	<b>.516</b>	<b>.563</b>	<b>.467</b>	<b>9-21</b>	<b>.429</b>	<b>21-28</b>	<b>.750</b>	<b>13-26-39</b>	<b>14</b>	<b>16</b>	<b>7</b>	<b>6</b>	<b>2</b>
<b>Brown</b>	<b>87</b>	<b>37-73</b>	<b>.507</b>	<b>.600</b>	<b>.421</b>	<b>7-19</b>	<b>.368</b>	<b>6-9</b>	<b>.667</b>	<b>10-20-30</b>	<b>23</b>	<b>13</b>	<b>5</b>	<b>6</b>	<b>5</b>
Carolina, W	94	32-59	.542	.452	.643	7-20	.350	23-32	.719	7-42-49	19	19	17	9	4
at College of Charleston	83	28-77	.364	.366	.361	11-30	.367	16-23	.696	12-24-36	25	13	9	2	12
<b>Carolina, L</b>	<b>84</b>	<b>31-69</b>	<b>.449</b>	<b>.469</b>	<b>.432</b>	<b>12-29</b>	<b>.414</b>	<b>10-12</b>	<b>.833</b>	<b>12-25-37</b>	<b>20</b>	<b>13</b>	<b>14</b>	<b>5</b>	<b>3</b>
<b>vs. Purdue</b>	<b>93</b>	<b>34-61</b>	<b>.557</b>	<b>.485</b>	<b>.643</b>	<b>10-23</b>	<b>.435</b>	<b>15-22</b>	<b>.682</b>	<b>4-27-31</b>	<b>16</b>	<b>21</b>	<b>9</b>	<b>2</b>	<b>6</b>
Carolina, L	72	22-55	.400	.357	.444	10-23	.435	18-22	.818	5-25-30	15	9	13	1	4
vs. Tennessee	89	38-70	.543	.447	.656	9-20	.450	4-5	.800	8-30-38	18	28	10	4	9
<b>Carolina, W</b>	<b>72</b>	<b>27-55</b>	<b>.491</b>	<b>.500</b>	<b>.481</b>	<b>7-14</b>	<b>.500</b>	<b>11-13</b>	<b>.846</b>	<b>13-38-51</b>	<b>13</b>	<b>15</b>	<b>18</b>	<b>6</b>	<b>3</b>
<b>UNC Asheville</b>	<b>53</b>	<b>18-68</b>	<b>.265</b>	<b>.273</b>	<b>.257</b>	<b>7-37</b>	<b>.189</b>	<b>10-14</b>	<b>.714</b>	<b>15-14-29</b>	<b>10</b>	<b>8</b>	<b>7</b>	<b>8</b>	<b>7</b>
Carolina, W	72	31-67	.463	.361	.581	8-19	.421	2-3	.667	10-28-38	8	13	6	3	6
Michigan	51	20-57	.351	.367	.333	5-16	.313	6-6	1.000	8-27-35	10	9	13	1	3
<b>Carolina, W</b>	<b>79</b>	<b>31-55</b>	<b>.564</b>	<b>.462</b>	<b>.655</b>	<b>10-17</b>	<b>.588</b>	<b>7-8</b>	<b>.875</b>	<b>7-26-33</b>	<b>13</b>	<b>21</b>	<b>14</b>	<b>2</b>	<b>8</b>
<b>at Georgia Tech</b>	<b>62</b>	<b>25-54</b>	<b>.463</b>	<b>.464</b>	<b>.462</b>	<b>6-16</b>	<b>.375</b>	<b>6-7</b>	<b>.857</b>	<b>4-17-21</b>	<b>16</b>	<b>8</b>	<b>13</b>	<b>3</b>	<b>11</b>
Carolina, W	80	23-59	.390	.294	.520	7-23	.304	27-35	.771	15-33-48	14	11	16	3	12
Elon	63	25-58	.431	.419	.444	8-29	.276	5-9	.556	2-22-24	22	11	16	4	8
<b>Carolina, W</b>	<b>74</b>	<b>30-60</b>	<b>.500</b>	<b>.467</b>	<b>.533</b>	<b>5-16</b>	<b>.313</b>	<b>9-14</b>	<b>.643</b>	<b>12-32-44</b>	<b>10</b>	<b>18</b>	<b>8</b>	<b>2</b>	<b>3</b>
<b>Furman</b>	<b>61</b>	<b>24-60</b>	<b>.400</b>	<b>.536</b>	<b>.281</b>	<b>10-33</b>	<b>.303</b>	<b>3-3</b>	<b>1.000</b>	<b>4-21-25</b>	<b>15</b>	<b>18</b>	<b>7</b>	<b>3</b>	<b>7</b>
Carolina, L	69	23-53	.434	.370	.500	1-13	.077	22-28	.786	6-20-26	13	9	12	3	4
vs. Kentucky	98	39-72	.542	.417	.667	8-15	.533	12-17	.706	17-27-44	21	20	9	2	8
<b>Carolina, W</b>	<b>70</b>	<b>29-62</b>	<b>.468</b>	<b>.394</b>	<b>.552</b>	<b>7-16</b>	<b>.438</b>	<b>5-9</b>	<b>.556</b>	<b>14-33-47</b>	<b>15</b>	<b>17</b>	<b>15</b>	<b>3</b>	<b>5</b>
<b>Appalachian State</b>	<b>50</b>	<b>20-64</b>	<b>.313</b>	<b>.367</b>	<b>.265</b>	<b>4-30</b>	<b>.133</b>	<b>6-7</b>	<b>.857</b>	<b>10-23-33</b>	<b>14</b>	<b>8</b>	<b>11</b>	<b>5</b>	<b>7</b>
<b>Carolina, W</b>	<b>91</b>	<b>32-61</b>	<b>.525</b>	<b>.471</b>	<b>.593</b>	<b>11-23</b>	<b>.478</b>	<b>16-19</b>	<b>.842</b>	<b>7-35-42</b>	<b>16</b>	<b>17</b>	<b>9</b>	<b>2</b>	<b>6</b>
<b>at Boston College</b>	<b>65</b>	<b>21-67</b>	<b>.313</b>	<b>.167</b>	<b>.484</b>	<b>8-28</b>	<b>.286</b>	<b>15-19</b>	<b>.789</b>	<b>12-23-35</b>	<b>16</b>	<b>12</b>	<b>8</b>	<b>3</b>	<b>3</b>
Carolina, L	73	29-59	.492	.484	.500	8-22	.364	7-8	.875	5-34-39	13	10	14	2	5
at Notre Dame	78	29-61	.475	.471	.481	13-31	.419	7-11	.636	1-26-27	8	15	7	1	7
<b>Carolina</b>															
<b>Virginia</b>															
Carolina															
Georgia Tech															
<b>Carolina</b>															
<b>at Miami</b>															
Carolina															
at Wake Forest															
<b>Carolina</b>															
<b>Boston College</b>															
Carolina															
NC State															
<b>Carolina</b>															
<b>at Louisville</b>															
Carolina															
Duke															
<b>Carolina</b>															
<b>at Clemson</b>															
Carolina															
Florida State															
<b>Carolina</b>															
<b>Pittsburgh</b>															
Carolina															
at Virginia Tech															
<b>Carolina</b>															
<b>Louisville</b>															
Carolina															
at NC State															
<b>Carolina</b>															
<b>Syracuse</b>															
Carolina															
at Duke															

# 2021-22 HIGHS AND LOWS



CAROLINA	High	Low
Field Goals	32 vs. Brown, at Charleston, at Boston College	22 vs. Tennessee
Field Goal Attempts	69 vs. Purdue	53 vs. Kentucky
FG Percentage	.564 at Georgia Tech (31x55)	.390 vs. Elon (23x59)
FG Percentage in First Half	.563 vs. Brown (18x32)	.294 vs. Elon (10x34)
FG Percentage in Second Half	.655 at Georgia Tech (19x29)	.432 vs. Purdue (16x37)
3-Point Field Goals	12 vs. Purdue	1 vs. Kentucky
3-Point Attempts	29 vs. Purdue	13 vs. Kentucky
3-Point Percentage (min. 10 att.)	.588 at Georgia Tech (10x17)	.077 vs. Kentucky (1x13)
Free Throws Made	27 vs. Elon	2 vs. Michigan (ties UNC record)
Free Throw Attempts	35 vs. Elon	3 vs. Michigan (UNC record)
FT Pct. (min. 10 att.)	.846 vs. UNC Asheville (11x13)	.607 vs. Loyola Maryland (17x28)
Offensive Rebounds	15 vs. Elon	5 vs. Tennessee, at Notre Dame
Defensive Rebounds	42 at Charleston	20 vs. Kentucky
Total Rebounds	51 vs. UNC Asheville	26 vs. Kentucky
Rebound Margin	+24 vs. Elon (48-24)	-18 vs. Kentucky (26-44)
Assists	21 at Georgia Tech	9 vs. Tennessee, Kentucky
Turnovers	18 vs. UNC Asheville	6 vs. Michigan
Blocked Shots	9 at Charleston	1 vs. Tennessee
Steals	12 vs. Elon	2 vs. Brown
Points	94 vs. Brown, at Charleston	69 vs. Kentucky
Points in a First Half	49 at Boston College	29 vs. Michigan, Kentucky
Points in a Second Half	58 at Charleston	35 vs. UNC Asheville, Furman, App State
Scoring Margin	+26 at Boston College (91-65)	-29 vs. Kentucky (69-98)

OPPONENTS	High	Low
Field Goals	39 by Kentucky	18 by UNC Asheville
Field Goal Attempts	77 at Charleston	54 at Georgia Tech
FG Percentage	.557 by Purdue (34x61)	.265 by UNC Asheville (18x68)
FG Percentage in First Half	.600 by Brown (21x35)	.167 at Boston College (6x36)
FG Percentage in Second Half	.667 by Kentucky (24x36)	.257 by UNC Asheville (9x35)
3-Point Field Goals	13 at Notre Dame	4 by App State
3-Point Attempts	37 by UNC Asheville	15 by Kentucky
3-Point Percentage (min. 10 attempts)	.533 by Kentucky (8x15)	.133 by App State (4x30)
Free Throws Made	16 at Charleston	3 by Furman
Free Throw Attempts	23 at Charleston	3 by Furman
FT Pct. (min. 10 att.)	.789 at Boston College (15x19)	.571 by Loyola Maryland (12x21)
Offensive Rebounds	17 by Kentucky	2 by Elon
Defensive Rebounds	30 by Tennessee	14 by UNC Asheville
Total Rebounds	44 by Kentucky	21 at Georgia Tech
Assists	28 by Tennessee	8 by UNC Asheville, at Georgia Tech, App State
Turnovers	16 by Elon	5 by Brown
Blocked Shots	8 by UNC Asheville	1 by Loyola, Michigan, at Notre Dame
Steals	12 at Charleston	3 by Michigan, at Boston College
Points	98 by Kentucky	50 by App State
Points in a First Half	50 by Brown	20 at Boston College
Points in a Second Half	58 by Kentucky	22 by Furman

INDIVIDUAL BESTS	NORTH CAROLINA	OPPONENTS
Points	26 by RJ Davis vs. Brown 26 by Dawson Garcia vs. Purdue	26 by Sahvir Wheeler, Kentucky
Field Goals	10 by Armando Bacot vs. Brown, at Charleston 10 by Dawson Garcia vs. Purdue	12 by Sahvir Wheeler, Kentucky
Field Goal Attempts	18 by Caleb Love at Georgia Tech	19 by Paxson Wojcik, Brown
Field Goal Percentage (min. 10 att.)	.909 by Armando Bacot vs. Brown (10x11)	.800 by Sahvir Wheeler, Kentucky (12x15) .800 by Trevien Williams, Purdue (8x10)
3-Point Field Goals	6 by RJ Davis vs. Brown 6 by Brady Manek vs. Tennessee	6 by Nate Laszewski at Notre Dame
3-Field Goal Attempts	10 by Brady Manek vs. Tennessee	11 by Reyne Smith at Charleston 11 by Sasha Stefanovic, Purdue 11 by Coty Jude, UNC Asheville
3-Point Field Goal Pct (min. 5 made)	.667 by RJ Davis vs. Brown (6x9)	.857 by Nate Laszewski at Notre Dame (6x7)
Free Throws Made	10 by Caleb Love at Charleston	5 by LJ Thorpe, UNC Asheville
Free Throw Attempts	12 by Caleb Love at Charleston	8 by LJ Thorpe, UNC Asheville
Free Throw Percentage (min. 5 made)	1.000 by Anthony Harris vs. Elon (6x6)	.625 by LJ Thorpe, UNC Asheville (5x8)
Offensive Rebounds	6 by Armando Bacot vs. Brown	5 by Donovan Gregory, App State
Defensive Rebounds	15 by Armando Bacot at Notre Dame	10 by Jaden Ivy, Purdue
Total Rebounds	17 by Armando Bacot at Notre Dame	12 by Oscar Tshiebwe, Kentucky
Assists	7 by RJ Davis vs. Furman	8 by Sasha Stefanovic, Purdue 8 by Kennedy Chandler, Tennessee 8 by Sahvir Wheeler, Kentucky
Turnovers	6 by Caleb Love vs. App State	6 by Hunter McIntosh, Elon
Blocked Shots	6 by Armando Bacot at Charleston	5 by Drew Pember, UNC Asheville
Steals	4 by Armando Bacot vs. Elon	4 by five players
Minutes Played	38:51 by RJ Davis at Notre Dame	37:40 by Jalen Slawson, Furman



# 2021-22 MISCELLANEOUS STATS



## Games as UNC's Leading Scorer

	Season/Career
Armando Bacot	5/18
Caleb Love	4/10
RJ Davis	2/5
Dawson Garcia	3/3
Brady Manek	1/1
Leaky Black	0/1
Kerwin Walton	0/1

## Games as UNC's Leading Rebounder

	Season/Career
Armando Bacot	9/35
Leaky Black	2/5
Dawson Garcia	2/2
Brady Manek	1/1

## Games as UNC's Leader in Assists

	Season/Career
Caleb Love	6/22
Leaky Black	2/18
RJ Davis	8/14
Armando Bacot	0/4
Anthony Harris	0/3
Kerwin Walton	0/2

## Double-Doubles

	Season/Career
Armando Bacot	10/28
Brady Manek	1/9 (8 at Oklahoma)
Dawson Garcia	1/4 (3 at Marquette)

## Double-Figure Scoring Games

	Season/Career
Brady Manek	8/83 (75 at Oklahoma)
Armando Bacot	11/47
Dawson Garcia	5/22 (17 at Marquette)
Caleb Love	12/28
RJ Davis	10/24
Kerwin Walton	2/13
Leaky Black	0/8
Anthony Harris	0/3
Justin McKoy	0/1 at Virginia

## 30-Point Games

Brady Manek

## Season/Career

0/2 at Oklahoma

## 20-Point Games

	Season/Career
Brady Manek	2/14 (12 at Oklahoma)
Armando Bacot	5/10
Dawson Garcia	3/9 (6 at Marquette)
Caleb Love	5/7
RJ Davis	2/2

## 10-Rebound Games

	Season/Career
Armando Bacot	10/34
Brady Manek	1/12 (11 at Oklahoma)
Dawson Garcia	1/6 (5 at Marquette)
Leaky Black	1/4

**Carolina's Largest Win:** 26 at Boston College (91-65)

**Carolina's Largest Loss:** 29 vs. Kentucky (69-98)

**Carolina's Largest Lead in a Win:** 36 at Boston College (led 84-48, won 91-65)

**Carolina's Largest Lead in a Loss:** 4 at Notre Dame (led 4-0, lost 73-78)

**Carolina's Largest Deficit:** 35 vs. Kentucky (trailed 63-98, lost 69-98)

**Carolina's Largest Deficit Overcome to Win:** 11 at Charleston (trailed 15-26, won 94-83)

**Carolina's Largest Halftime Lead:** 29 at Boston College (led 49-20, won 91-65)

**Carolina's Largest Halftime Deficit:** 11 vs. Kentucky (trailed 29-40, lost 69-98)

**Carolina's Largest Halftime Deficit Overcome to Win:** 6 at Charleston (trailed 36-42, won 94-83)

**Carolina's Largest Halftime Lead in a Loss:**

Game	Largest UNC Lead	Largest UNC Deficit	Time Led	Time Trailed	Ties	Lead Changes	Largest UNC Run	Largest Opponent Run
Loyola, W (83-67)	26	0	<b>39:44</b>	0:00	0	0	10	5
Brown, W (94-87)	8	7	18:03	18:05	<b>11</b>	<b>13</b>	6	10
at Charleston, W (94-83)	12	11	16:10	22:53	1	3	8	6
vs. Purdue, L (84-93)	1	13	0:16	<b>39:08</b>	1	2	7	10
vs. Tennessee, L (72-89)	1	20	1:14	37:45	0	5	6	7
UNC Asheville, W (72-53)	22	0	36:54	0:00	2	0	<b>12</b>	7
Michigan, W (72-51)	25	5	24:49	11:30	3	8	8	5
at Georgia Tech, W (79-62)	19	9	22:34	12:53	6	5	<b>12</b>	<b>13</b>
Elon, W (80-63)	19	4	31:57	5:16	3	5	8	4
Furman, W (74-61)	22	2	35:30	1:42	2	4	11	9
vs. Kentucky, L (69-98)	2	<b>35</b>	0:14	38:10	1	1	6	10
App State, W (70-50)	25	4	36:35	2:21	1	2	<b>12</b>	7
at Boston College, W (91-65)	<b>36</b>	4	35:53	3:26	0	1	9	7
at Notre Dame, W (78-73)	4	13	4:47	32:29	5	5	8	8
Virginia								
Georgia Tech								
at Miami								
at Wake Forest								
Boston College								
NC State								
at Louisville								
Duke								
at Clemson								
Florida State								
Pittsburgh								
at Virginia Tech								
Louisville								
at NC State								
Syracuse								
at Duke								

season highs in bold

# 2021-22 PLUS/MINUS



Game	#0 Harris	#1 Black	#2 Love	#3 Styles	#4 Davis	#5 Bacot	#11 Dunn	#13 Garcia	#14 Johnson
Loyola Maryland	-9	+25	+19	-9	+16	+18	-9	+12	DNP
Brown	+4	+12	+6	+2	+4	+14	DNP	-4	DNP
at College of Charleston	DNP	+16	+8	DNP	+5	+16	DNP	-6	DNP
vs. Purdue	-2	DNP	-11	DNP	-3	-5	DNP	-6	DNP
vs. Tennessee	-8	-13	-14	-2	-9	-6	DNP	-19	DNP
UNC Asheville	-3	+15	+18	+1	+15	+20	+1	+11	DNP
Michigan	-4	+29	+23	-4	+21	+27	-4	+12	DNP
at Georgia Tech	+5	+15	+25	DNP	+18	+26	DNP	-4	DNP
Elon	+4	+11	+19	DNP	+11	+10	-1	+14	DNP
Furman	-1	+18	+12	-2	+16	+11	-2	+10	DNP
vs. Kentucky	-13	-15	-30	-1	-15	-27	Even	-32	DNP
App State	+21	+6	+8	+1	+14	+19	-2	-1	DNP
at Boston College	+9	+18	+34	-5	+24	+30	-5	-4	DNP
at Notre Dame	-10	+6	+1	-5	-5	-1	-6	DNP	DNP
<b>Totals</b>	<b>-27</b>	<b>+143</b>	<b>+118</b>	<b>-24</b>	<b>+112</b>	<b>+152</b>	<b>-28</b>	<b>-17</b>	<b>DNP</b>

Virginia

Georgia Tech

at Miami

at Wake Forest

Boston College

NC State

at Louisville

Duke

at Clemson

Florida State

Pittsburgh

at Virginia Tech

Louisville

at NC State

Syracuse

at Duke

Game	#15 Landry	#22 McKoy	#24 Walton	#25 Lebo	#30 Watkins	#34 Farris	#35 McAdoo	#45 Manek
Loyola Maryland	DNP	-2	+8	DNP	DNP	-9	DNP	+20
Brown	DNP	-3	-4	DNP	DNP	DNP	DNP	+4
at College of Charleston	DNP	-1	+7	DNP	DNP	DNP	DNP	+10
vs. Purdue	DNP	-3	-9	DNP	DNP	DNP	DNP	-6
vs. Tennessee	DNP	DNP	-8	DNP	DNP	DNP	DNP	-6
UNC Asheville	DNP	+5	+6	DNP	DNP	DNP	DNP	+6
Michigan	DNP	-8	+2	DNP	DNP	DNP	DNP	+11
at Georgia Tech	DNP	Even	-12	DNP	DNP	DNP	DNP	+12
Elon	+1	Even	+4	+1	+1	+1	+1	+8
Furman	DNP	-2	-4	DNP	DNP	DNP	DNP	+9
vs. Kentucky	DNP	-1	-8	DNP	DNP	DNP	DNP	-3
App State	DNP	+1	+10	DNP	DNP	DNP	DNP	+23
at Boston College	DNP	DNP	+12	-3	DNP	-2	-7	+29
at Notre Dame	DNP	DNP	DNP	DNP	DNP	DNP	DNP	-5
<b>Totals</b>	<b>+1</b>	<b>-14</b>	<b>+4</b>	<b>-2</b>	<b>+1</b>	<b>-10</b>	<b>-6</b>	<b>+112</b>

Virginia

Georgia Tech

at Miami

at Wake Forest

Boston College

NC State

at Louisville

Duke

at Clemson

Florida State

Pittsburgh

at Virginia Tech

Louisville

at NC State

Syracuse

at Duke

# 2021-22 MISC. STATS, LINEUPS



GAME	UNC Leading Scorer	UNC Leading Rebounder	UNC Leader in Assists	2nd Chance Points	Pts Off Turnovers	Fastbreak Points	Points in the Paint	Bench Points
Loyola Maryland	Love 22	Garcia 9	Davis 5	9-7	15-12	15-10	36-26	25-20
Brown	Davis 26	Bacot 10	Davis 6	19-9	5-8	4-11	36-44	19-26
at College of Charleston	Bacot 24	Bacot 12	Love 6	9-14	13-19	9-16	46-32	31-40
vs. Purdue	Garcia 26	Garcia 8	Davis, Love 4	21-5	10-19	11-15	18-42	14-28
vs. Tennessee	Manek 24	Bacot 12	Davis 4	5-7	14-19	8-19	22-54	24-30
UNC Asheville	Bacot 22	Black 11	Love 5	14-8	8-19	13-0	34-22	17-14
Michigan	Love 22	Bacot 14	Love 4	14-5	13-4	4-4	34-20	11-11
at Georgia Tech	Davis 23	Bacot 13	Davis, Love 5	7-2	21-18	15-23	38-32	17-17
Elon	Garcia, Love 22	Black 8	Black 3	17-3	23-17	19-4	30-26	14-15
Furman	Garcia 20	Bacot 12	Davis 7	19-0	8-2	9-7	44-26	15-12
vs. Kentucky	Bacot 22	Bacot 10	Love 3	6-15	14-22	11-14	36-54	21-19
App State	Bacot 16	Manek 11	Love 5	14-10	14-13	11-2	38-28	23-10
at Boston College	Love 22	Bacot 11	Black 5	10-13	8-10	7-4	34-22	34-22
at Notre Dame	Bacot 21	Bacot 17	Davis 5	9-2	15-19	8-2	32-22	5-14
<b>Totals</b>				<b>173-100</b>	<b>181-201</b>	<b>144-131</b>	<b>478-450</b>	<b>260-278</b>
<b>Averages</b>				<b>12.4-7.1</b>	<b>12.9-14.4</b>	<b>10.3-9.4</b>	<b>34.1-32.1</b>	<b>18.6-19.9</b>
Virginia								
Georgia Tech								
at Miami								
at Wake Forest								
Boston College								
NC State								
at Louisville								
Duke								
at Clemson								
Florida State								
Pittsburgh								
at Virginia Tech								
Louisville								
at NC State								
Syracuse								
at Duke								

## GAME-BY-GAME STARTERS

Game	1	2	3	4	5	Record w/Lineup
Loyola Maryland	Love	Davis	Black	Manek (1/112)	Bacot	(a) 1-0
Brown	Love	Davis	Black	Garcia	Bacot	(b) 1-0
at College of Charleston	Love	Davis	Black	Garcia	Bacot	(b) 2-0
vs. Purdue	Love	Davis	Walton (1/21)	Garcia	Bacot	(c) 1-0
vs. Tennessee	Love	Davis	Black	Garcia	Bacot	(b) 2-1
UNC Asheville	Love	Davis	Black	Garcia	Bacot	(b) 3-1
Michigan	Love	Davis	Black	Garcia	Bacot	(b) 4-1
at Georgia Tech	Love	Davis	Black	Garcia	Bacot	(b) 5-1
Elon	Love	Davis	Black	Garcia	Bacot	(b) 6-1
Furman	Love	Davis	Black	Garcia	Bacot	(b) 7-1
vs. Kentucky	Love	Davis	Black	Garcia	Bacot	(b) 7-2
App State	Love	Davis	Black	Garcia	Bacot	(b) 8-2
at Boston College	Love	Davis	Black	Garcia	Bacot	(b) 9-2
at Notre Dame	Love (14/40)	Davis (14/23)	Black (13/72)	Manek (2/113)	Bacot (14/74)	(a) 1-1
Virginia						
Georgia Tech						
at Miami						
at Wake Forest						
Boston College						
NC State						
at Louisville						
Duke						
at Clemson						
Florida State						
Pittsburgh						
at Virginia Tech						
Louisville						
at NC State						
Syracuse						
at Duke						

number of season/career starts in parentheses

# LAST TIME IT HAPPENED...UNC



**Won by one point:** 66-65 over Notre Dame, 1/2/21  
**Won consecutive games by two points or less:** 66-65 over Notre Dame, 1/2/21; 67-65 at Miami, 1/5/21  
**Won by 30 on the road:** 38– UNC 95, Wake Forest 57, 2/16/19  
**Won by 40 on the road:** 49– UNC 116, Elon 67, 11/9/18  
**Won by 30 at a neutral site:** ^39–UNC 103, Texas Southern 64, 3/17/17, in Greenville, S.C.  
**Won by 40 at a neutral site:** ^42– UNC 101, Notre Dame 59, 3/10/16, in Greensboro  
**Won by 50:** 50– UNC 108, Tennessee Tech 58, 11/16/18  
**Won by more than 50:** 51– UNC 107, NC State 56, 1/8/17  
**Won by 60:** 68– UNC 116, UNC Asheville 48, 11/30/08  
**Lost by 25 or more:** 29– UNC 69, Kentucky 98, 12/18/21 in Las Vegas  
**Lost by 25 at home:** 25– Ohio State, UNC 49, 12/4/19  
**Lost by more than 25 at home:** 29– Duke 87, UNC 58, 1/31/02  
**Lost by 30 or more:** 33– Florida State 90, UNC 57, 1/14/12  
**Lost by 30 or more at home:** 35– Duke 104, UNC 69, 2/29/64  
**Played overtime:** lost to Duke, 96-98, 2/8/20  
**Played 2 OT:** lost at Virginia Tech, 77-79, 1/22/20  
**Played 3 OT:** lost to Wake Forest, 114-119, 12/20/03  
**Played 4 OT:** won at Tulane, 113-106, 2/14/76

## CAROLINA SCORING

**20 in 7 consecutive games:** Garrison Brooks, 2019-20  
**20 in 9 consecutive games:** Tyler Hansbrough, 2008-09  
**30:** Garrison Brooks vs. NC State, 2/25/20  
**35:** Garrison Brooks vs. Georgia Tech, 1/4/20  
**Consecutive games w/30:** Antawn Jamison (35 vs. Duke, 2/5/98; 31 at Georgia Tech, 2/8/98)  
**30/consecutive games by different players:** 31 by Luke Maye vs. NC State, 2/5/19; 33 by Coby White vs. Miami, 2/9/19  
**More than 35:** Brice Johnson (39) at Florida State, 1/4/16  
**40:** ^Harrison Barnes (40) vs. Clemson, 3/12/11 in Greensboro  
**20/1st half:** 20 by Coby White vs. Texas, 11/22/18 in Las Vegas  
**20/2nd half:** 20 by Cole Anthony vs. Boston College, 2/1/20  
**25/half:** Joel Berry II (25) 2nd half vs. Miami, 2/27/18  
**More than 25/half:** Luke Maye (27 in 2nd half) at NC State, 2/10/18  
**25 after halftime:** Coby White (25– 23 in 2nd, 2 in OT) vs. Miami, 2/9/19  
**30 after halftime:** Marcus Paige (31– 21 in 2nd, 10 in OT) at NC State, 2/26/14  
**10 or more in OT:** 11 by Marcus Paige at NC State, 2/26/14  
**Non-starter scored 20:** 24 by Brady Manek vs. Tennessee, 11/21/21 in Uncasville, Conn.  
**25/four straight games:** Garrison Brooks (30 vs. NC State, 2/25/20; 26 at Syracuse, 2/29/20; 25 vs. Wake Forest, 3/3/20; 26 at Duke, 3/7/20)  
**25/five or more straight games:** 12 in a row by Charlie Scott, 1970  
**25/three consecutive road games:** Garrison Brooks (28 at Virginia Tech, 1/22/20; 27 at NC State, 1/27/20; 26 at Duke 3/7/20)  
**Two players both scored 25 in consecutive games:** Garrison Brooks (26), Cole Anthony (25) at Syracuse, 2/29/20; Anthony (28), Brooks (25) vs. Wake Forest, 3/3/20  
**Three players scored 20:** Joel Berry II (26), Isaiah Hicks (22), Justin Jackson (22) vs. Florida State, 1/14/17  
**Two players scored 30:** Brice Johnson (39), Marcus Paige (30) at Florida State, 1/4/16  
**Players on both teams scored 30:** 30 by Luke Maye, 33 by RJ Barrett at Duke, 2/20/19  
**Out-scored opponents in a half:** Reggie Bullock (21-20 in 1st) vs. Maryland, 1/19/13  
**Scored UNC's first 14 points:** Kenny Williams at Stanford, 11/20/17  
**Scored 20 in less than 10 minutes:** Kenny Williams in first 9:03 at Stanford, 11/20/17  
**No player in double figures:** at Virginia, 2/13/21  
**Bench outscored the starters (not including Senior Night):** 37/33 vs. Marquette, 2/24/21  
**Zero bench points:** vs. Virginia, 2/15/20  
**Six in double figures:** at Duke, 2/6/21  
**Eight in double figures:** vs. Saint Francis, 1/2/11  
**Nine in double figures:** Kevin Madden (17), Ranzino Smith (17), Warren Martin (15), Steve Bucknall (12), Joe Wolf (10), Steve Hale (10), Brad Daugherty (10), Jeff Lebo (10) & Kenny Smith (10) vs. Manhattan, 12/27/85, in Miami  
**UNC scored 100/road game:** 116 at Elon, 11/9/18  
**UNC scored 100/ACC road game:** 106 at Florida State, 1/4/16  
**UNC scored 100/consecutive ACC games:** 114 vs. Wake Forest, 12/20/03 and 103 vs. Georgia Tech, 1/11/04  
**UNC scored 100/3 consecutive games:** 107 vs. Cleveland State, 12/30/04; 105 vs. William & Mary, 1/2/05; 109 vs. Maryland, 1/8/05  
**UNC scored 100/loss:** 100 vs. Kentucky, 12/17/16 in Las Vegas  
**UNC scored 100/5 AP-ranked team:** 103 vs. No. 4 Gonzaga, 12/15/18  
**UNC scored 100/5 AP-ranked team:** 103 vs. No. 10 Virginia Tech, 1/21/19  
**Both teams scored 100:** Kentucky 103, UNC 100, 12/17/16 in Las Vegas  
**UNC scored 50/both halves:** ^vs. Notre Dame, 3/10/21 in Greensboro (50 and 51)  
**UNC scored 60/half:** 63, 1st half at Elon, 11/9/18  
**UNC scored 65/half:** 65, 2nd half at Florida State, 1/4/16  
**UNC scored 70/half:** 77, 1st half vs. VMI, 12/17/94  
**UNC scored 50/half in a loss:** 56 (2nd half) vs. Georgia Tech, 1/4/20  
**UNC scored less than 50/game:** 48 at Virginia, 2/13/21  
**UNC scored less than 20/half:** 18 (1st) at Virginia, 2/13/21  
**UNC scored less than 25/each half:** 23 & 22 vs. Michigan State, 11/26/17 in Portland, Ore.  
**UNC scored less than 30/each half:** 21 & 29 at Clemson, 2/2/21  
**UNC scored less than 30/half in a win:** 29 (1st) vs. Michigan, 12/1/21  
**UNC scored less than 20 in one half and 50 in the other:** 18 (1st) and 53 (2nd) vs. Butler, 11/20/12, in Maui

**UNC scored 25 straight:** vs. NC State, 1/12/08  
**UNC scored more than 20 straight:** ^22 vs. Notre Dame, 3/10/21 in Greensboro  
**UNC scored 15 or more to begin game:** 18-0 at Wake Forest, 2/16/19  
**UNC scored 10 or more to end the game:** ^13-0 vs. Miami in Brooklyn, 3/8/18  
**UNC did not score a field goal in the last 5:00 in a win:** none in last 6:47 in a 79-70 win vs. Duke, 3/9/19

## CAROLINA FIELD GOAL SHOOTING

**Made every FG att. (min. 10):** Jeff McInnis, 10x10 vs. Cincinnati, 12/3/94, in Charlotte  
**Missed every FG att. (min. 10):** Harrison Barnes, 0x12 vs. Minnesota, 11/19/10, in San Juan  
**Made 10 in consecutive games:** Armando Bacot 10x11 vs. Brown, 11/12/21, 10x12 at Charleston, 11/16/21  
**Made 15 or more consecutive field goals:** 16 by Brice Johnson vs. UCLA (11), 12/19/15 in Brooklyn, and Appalachian State (5), 12/21/15 (tied UNC record)  
**UNC shot 70 percent/half:** 74.1 (20x27) at Wake Forest, 2/16/19  
**UNC shot 70 percent/both halves:** 78.1 (25x32) and 80.0 (24x30) vs. Loyola Marymount, 3/19/88 in Salt Lake City, Utah  
**UNC shot 75 percent/half:** 78.1 (25x32) at NC State, 2/10/18  
**UNC shot 80 percent/half:** 85.7 (24x28), 2nd vs. Old Dominion, 12/1/92  
**UNC shot 60 percent/both halves:** 67.9 (19x28), 63.3 (19x30) vs. Tulane, 12/3/17  
**UNC shot 60 percent/game:** 60.7 (42x69) vs. Louisville, 2/20/21  
**UNC shot 60 percent/game and lost:** 64.2 at Duke, 3/2/86 (lost 74-82)  
**UNC shot 60 percent/consecutive games:** 60.6 (43x71) vs. Mount St. Mary's, 3/21/08, and 67.7 (44x65) vs. Arkansas, 3/23/08, both in Raleigh  
**UNC shot 70 percent/game:** 70.9 (39x55) vs. ODU, 11/23/07 in Las Vegas  
**UNC shot under 25 percent/half:** 23.3 (7x30), 1st vs. Michigan State, 11/26/17 in Portland, Ore.  
**UNC shot under 30 percent/both halves:** 28.6 (10x35) & 25.9 (7x27) vs. Ohio State, 12/4/19  
**UNC shot under 25 percent/game:** 24.6 (15x61) vs. Michigan State, 11/26/17 in Portland, Ore.  
**UNC shot under 30 percent/game:** 27.4 (17x62) vs. Ohio State, 12/4/19  
**UNC shot 25 percent/half and won:** 25.0 (7x28), 1st vs. Florida State, 2/27/21  
**UNC shot under 30 percent/half and won:** 29.4 (10x34), 1st vs. Elon, 12/11/21  
**UNC shot under 30 percent/game and won:** never happened  
**UNC shot under 35 percent/game and won:** 34.4 (21x61) at Miami, 1/5/21  
**UNC shot under 35 percent/game and won consecutive games:** 34.8 (24x69) vs. Notre Dame, 1/2/21; 34.4 (21x61) at Miami, 1/5/21  
**UNC shot under 40 percent/both halves and won:** 31.0 and 37.5 at Miami, 1/5/21  
**UNC shot 50 percent/game or better and lost:** 50.0 (25x50) vs. Virginia, 2/15/20  
**UNC shot 50 percent/both halves and lost:** 55.2 (16x29) & 53.6 (15x28) vs. Miami, 2/27/18  
**UNC made nine or more attempts to begin a half:** 9 (2nd) at Portland, 11/23/17  
**UNC missed 10 or more attempts to begin a half:** 15 vs. Georgia Tech, 1/4/20 (first field goal by Garrison Brooks with 6:50 to play in 1st half)  
**UNC missed 15 or more consecutive attempts:** 17 at Florida State, 2/3/20  
**Both teams shot 60 percent in the second half:** UNC (78.1, 25x32) and NC State (60.0, 21x35), 2/10/18 in Raleigh  
**UNC shot under 30 percent in the first half and over 60 in the second:** at Clemson, 1/30/18 (29.4 in the 1st and 64.3 in the 2nd)

## CAROLINA THREE-POINTERS

**Made 6 consecutive attempts:** Cameron Johnson at Wake Forest, 2/16/19  
**Made 5/half:** Cole Anthony (2nd half) at Syracuse, 2/29/20  
**Made 6/half:** Coby White (2nd half) vs. Miami, 2/9/19  
**Two players made 6:** Cameron Johnson and Coby White at Clemson, 3/2/19  
**Made 6:** Brady Manek vs. Tennessee, 11/21/21 in Uncasville, Conn.  
**Made 7:** Cole Anthony at Syracuse, 2/29/20  
**Made 8:** Rashad McCants vs. Clemson, 3/2/04  
**Made 6 or more/consecutive games:** Coby White – 6 vs. Syracuse, 2/26/19; 6 at Clemson, 3/2/19  
**Eight players made a 3FG:** at Wake Forest, 2/16/19  
**Shot 100 percent (min. 5 att.):** Joel Berry II (5x5) vs. Duke, 3/4/17  
**UNC made 15:** 16 at Wake Forest, 2/16/19  
**UNC attempted 30:** 31 vs. Duke, 3/9/19  
**UNC did not make a three-pointer:** 0 vs. Princeton, 12/13/97 (856 consecutive games with at least one three-pointer through Notre Dame)  
**No starter made a 3FG:** vs. Kentucky, 12/18/21 in Las Vegas (Brady Manek made one)  
**UNC shot 70 percent (min. 20 att.):** 72.7 (16x22) vs. Western Carolina, 12/6/17  
**UNC shot 60 percent and lost:** ^64.7 (11x17) vs. Villanova, 4/4/16 in Houston  
**UNC shot less than 10 percent:** 7.7 (1x13) vs. Kentucky, 12/18/21 in Las Vegas  
**Made more 3FGs than 2FGs:** vs. Clemson, 1/16/18 (made 15 3FGs and 11 2FGs)  
**Attempted more 3FGs than 2FGs:** at Clemson (attempted 33 3FGs, 0 2FGs), 3/2/19  
**Made less than five and won:** 4 at Pittsburgh, 1/26/21  
**Made 10 or more and lost:** 12 vs. Tennessee, 11/21/21 in Uncasville, Conn.

## CAROLINA FREE THROWS

**Made 15 or more:** 17 by Garrison Brooks vs. Georgia Tech, 1/4/20 (18 attempts)  
**Made 20 or more:** 20 by Tyler Zeller vs. Maryland, 2/29/12 (23 attempts)  
**Attempted 20 or more:** 23 by Tyler Zeller vs. Maryland, 2/29/12  
**10 for 10 or better:** 14x14 by Cole Anthony vs. Boston College, 2/1/20  
**Made 30 or more in a row:** 31 by Marcus Paige, 2013-14  
**Missed every attempt (min. 5):** Garrison Brooks (0x5) vs. Duke, 2/8/20  
**Missed every attempt (more than 5):** Garrison Brooks (0x7) vs. Boston College, 2/1/20



**UNC shot 100 percent: (min. 10 att.):** vs. Wisconsin, 11/23/16 in Maui (12x12)  
**UNC shot 90 percent (min. 30 att.):** 90.0 (27x30) vs. Florida State, 2/27/21  
**UNC shot under 40 percent:** 38.9 (7x18) vs. Louisville, 2/20/21  
**UNC shot under 30 percent:** 27.3 (3x11) at Wake Forest, 2/16/19  
**UNC made 30 or more:** 34 (attempted 37) vs. Syracuse, 2/26/19  
**UNC made 40 or more:** 41 (attempted 59) vs. Clemson, 1/28/98  
**UNC made less than five:** 2 vs. Michigan, 12/1/21 (tied UNC record)  
**UNC missed 20 or more:** 23 (24x47) vs. Texas, 12/18/13  
**UNC missed 25 or more:** 26 (22x48) vs. Belmont, 11/17/13  
**UNC attempted 50:** 50 (made 36) vs. Maryland, 2/15/04  
**UNC attempted less than five:** 3 vs. Michigan, 12/1/21 (UNC record)  
**Made more free throws than field goals:** vs. Elon, 12/11/21 (27 FT, 23 FG)  
**Did not attempt a free throw in a half:** 1st half vs. vs. Michigan, 12/1/21  
**No starter made a free throw:** at Wake Forest, 2/16/19

#### CAROLINA REBOUNDS

**10 or more by a guard:** 11 by Cole Anthony vs. Duke, 2/8/20  
**10 or more in consecutive games by a guard:** Cole Anthony (11 vs. Notre Dame, 11/6/19; 10 at UNCW, 11/8/19)  
**15 or more/consecutive games:** Luke Maye (20 at BC, 3/5/19; 16 vs. Duke, 3/9/19)  
**17:** Armando Bacot at Notre Dame, 1/5/22  
**20:** Luke Maye at Boston College, 3/5/19  
**More than 20:** 21 by Brice Johnson at Duke, 3/5/16  
**30:** Rusty Clark vs. Maryland, 2/21/68  
**10 offensive:** Kennedy Meeks at Clemson, 1/3/17  
**More than 10 in a half:** 11 (1st half) by Armando Bacot at Notre Dame, 1/5/22  
**10 or more in both halves:** 10 in both halves by Luke Maye at Boston College, 3/5/19  
**Three players in double-figures:** \*Armando Bacot (13), Walker Kessler (12), Day/Ron Sharpe (10) vs. Notre Dame, 3/10/21 in Greensboro  
**10 or more in 15 straight games:** John Henson, 2011  
**UNC had 70 rebounds:** 72 vs. Nicholls, 12/19/11  
**UNC had 30 offensive rebounds:** 31 vs. Nicholls, 12/19/11  
**UNC had less than five offensive rebounds:** 1 vs. Pitt, 2/14/16  
**UNC scored 30 second-chance points:** 30 vs. Charleston, 11/25/20  
**UNC scored 35 or more second-chance points:** 36 vs. Nicholls, 12/19/11  
**UNC scored one second-chance point:** 1 at Georgia Tech, 1/29/19  
**UNC had a rebound margin of 30 or more:** +31, 56-25 vs. Elon, 11/20/19  
**UNC had a rebound margin of 35 or more:** +35, 58-23 vs. Boston College, 1/9/18

#### CAROLINA DOUBLE-DOUBLES

**Points & rebounds/consecutive games by a point guard:** Cole Anthony (34/11 vs. Notre Dame, 11/6/19; 20/10 at UNCW, 11/8/19)  
**First game in career:** Day/Ron Sharpe (13 pts/10 reb) vs. Charleston, 11/25/20  
**In a half:** Garrison Brooks (11/11) in first half at Syracuse, 2/29/20  
**Both halves:** Brice Johnson at Florida State, 1/4/16 (11/11 in 1st, 28/12 in 2nd)  
**Three in a game:** \*Armando Bacot (20 pts/13 reb), Walker Kessler (16 pts/12 reb), Day/Ron Sharpe (14 pts/10 reb) Vs. Notre Dame, 3/10/21 in Greensboro  
**Four in a game:** Larry Miller (29 pts/10 reb), Charlie Scott (18 pts/14 reb), Rusty Clark (13 pts/13 reb), Bill Bunting (10 pts/11 reb) vs. Clemson, 2/16/68 in Charlotte  
**Points & rebounds/in 6 consecutive games:** Garrison Brooks vs. Yale, Georgia Tech, Pittsburgh, Clemson, Pittsburgh and Virginia Tech, 2020  
**Points & rebounds/in 9 consecutive games:** John Henson vs. Maryland, at Florida State, Duke, Miami, Clemson, Duke, LIU, Washington and Marquette, 2011  
**40 points/20 rebounds:** Billy Cunningham (48/25) vs. Tulane, 12/10/64  
**35 points/10 rebounds:** Garrison Brooks (35/11) vs. Georgia Tech, 1/4/20  
**30 points/20 rebounds:** Brice Johnson (39/23) at Florida State, 1/4/16  
**30 points/15 rebounds:** Luke Maye (30/15) at Duke, 2/20/19  
**30 points/10 rebounds:** Garrison Brooks (35/11) vs. Georgia Tech, 1/4/20  
**20 points/20 rebounds:** Brice Johnson (39/23) at Florida State, 1/4/16  
**20 points/15 rebounds:** Armando Bacot (21/17) at Notre Dame, 1/5/22  
**20 points/10 rebounds/5 blocks:** Armando Bacot at Charleston, 11/16/21 (24/12/6)  
**15 points/20 rebounds/5 assists:** Luke Maye at Boston College, 3/5/19 (17/20/5)  
**15 points/10 rebounds/8 blocks:** \*Walker Kessler vs. Notre Dame, 3/10/21 in Greensboro (16 pts/12 reb/8 blocks)  
**30 points/10 rebounds/5 assists:** Cole Anthony (34/11/5) vs. Notre Dame, Nov. 6, 2019  
**Points & rebounds with 7 or more assists:** Armando Bacot vs. Miami, 1/25/20 (19/12/7)  
**Points & assists:** Theo Pinson (12/11) vs. Miami, 2/27/18  
**Points & assists/consecutive games:** ^Kendall Marshall (11/10) vs. Vermont, 3/16/12, and (18/11) vs. Creighton, 3/18/12, in Greensboro  
**Points & assists/3 consecutive games:** Kendall Marshall (20/10) at Duke, 3/3/12; (13/12) vs. Maryland, 3/9/12\*; and (12/10) vs. NC State, 3/10/12\* in Atlanta

#### CAROLINA TRIPLE-DOUBLES

**Pts, rebs, assists:** Jason Capel (16/11/10 assists) vs. Buffalo, 12/17/00  
**Pts, rebs, blocks:** Brendan Haywood (18/14/10 blk) vs. Miami, 12/4/00

#### CAROLINA ASSISTS

**More than 10:** ^Theo Pinson (11) vs. Texas A&M, 3/18/18 in Charlotte  
**10 or more/consecutive games:** ^Kendall Marshall– 10 vs. Vermont, 3/16/12; 11 vs. Creighton, 3/18/12 in Greensboro, N.C.  
**10 or more/three consecutive games:** Kendall Marshall– 10 at Duke, 3/3/12; 12 vs. Maryland, 3/9/12\* in Atlanta; 10 vs. NC State, 3/10/12\* in Atlanta  
**15 or more:** 16 by Kendall Marshall at Maryland, 2/4/12  
**10 or more assists and no turnovers:** Marcus Paige (10/0) vs. Georgia Tech, 2/21/15  
**UNC had 30 or more:** 32 vs. Miami, 1/25/20  
**UNC had assists on 90 percent of its field goals:** vs. East Tennessee State, 12/8/12 (30

assists on 31 field goals, 96.8 percent)  
**UNC had 5 or fewer:** 5 at Maryland, 2/21/09

#### CAROLINA TURNOVERS

**8 or more:** 8 by Marcus Paige at Maryland, 3/6/13  
**UNC committed 15 or more/half:** 15 (1st) at Georgia Tech, 2/16/10  
**UNC committed 20 or more and won:** 20 vs. Duke, 3/6/21  
**UNC committed 20 and won on the road:** at Miami, 1/5/21  
**UNC committed more than 20 and won on the road:** 23 at NC State, 1/8/19  
**UNC committed 25 or more/game:** 26 at Clemson, 1/13/10  
**UNC committed less than 5:** 2 vs. Duke, 2/8/18 (tied school record)  
**UNC had twice as many turnovers than assists:** 8 assists/17 turnovers at Clemson, 2/2/21  
**Opponent scored 0 points off UNC turnovers:** Fairfield, 11/15/15 (10 UNC turnovers)  
**Opponent scored 1 point off UNC turnovers:** Duke, 2/8/18 (two UNC turnovers)  
**Opponent scored less than five points off UNC turnovers:** 2 by Furman, 12/14/21 (8 UNC turnovers)  
**Opponent scored 25 points off UNC turnovers:** 28 at Syracuse, 3/1/21 (20 UNC turnovers)  
**Opponent scored 30 points off UNC turnovers:** 31 by Texas (17 UNC turnovers), 11/22/18 in Las Vegas

#### CAROLINA BLOCKED SHOTS

**8:** \*Walker Kessler vs. Notre Dame, 3/10/21 in Greensboro  
**10:** Brendan Haywood vs. Miami (Fla.), 12/4/00  
**UNC blocked 10 shots:** \*12 vs. Notre Dame, 3/10/21 in Greensboro  
**UNC blocked 15 shots:** 15 vs. Northern Kentucky, 12/27/13

#### CAROLINA STEALS

**6:** Marcus Paige at Georgia Tech, 3/3/15  
**8:** ^Ty Lawson vs. Michigan State, 4/6/09 in Detroit  
**UNC had 15 or more:** 16 vs. Tennessee Tech, 11/16/18  
**UNC had 20:** 20 vs. UNC Asheville, 12/28/05

#### CAROLINA MISCELLANEOUS (*UNC scores listed first*)

**Led UNC in points, rebounds, assists and blocks:** Luke Maye vs. Tulane, 12/3/17 (22 points, 10 rebounds, 4 assists, 4 blocks)  
**Led UNC in points, rebounds, assists and steals:** Garrison Brooks at Gonzaga, 12/18/19 (16 points, 6 rebounds, 3 assists, 2 steals)  
**Led UNC in points, rebounds, blocks and steals:** Armando Bacot vs. Elon, 11/20/19 (24 points, 14 rebounds, 3 blocks, 2 steals)  
**Made game-winning shot w/0.00 on the clock:** \*Tyler Zeller vs. Miami, 3/11/11 in Greensboro (UNC won 61-59)  
**Made game-winning shot w/less than a second:** ^Luke Maye (0.3) vs. Kentucky, 3/24/17 in Memphis  
**Made game-winning shot w/less than five seconds:** Andrew Platek (3.6) at Miami, 1/5/21  
**Made winning shots w/under 10 seconds in consecutive wins:** Leaky Black (9.1) vs. Notre Dame, 1/2/21; Andrew Platek (3.6) at Miami, 1/5/21  
**Made two free throws w/less than 10 seconds to win:** Joel Berry II with 7.1 seconds to play to win, 69-68, at Notre Dame, 1/13/18  
**Hit a shot from beyond halfcourt:** P.J. Hairston vs. Mississippi St, 11/19/12 in Maui  
**Played the entire game:** Raymond Felton at Virginia, 1/11/03  
**Four players played at least 45 minutes:** Garrison Brooks (48), Andrew Platek (48), Leaky Black (47) and Justin Pierce (46) at Virginia Tech, 1/22/20  
**Played 50 minutes:** Jawad Williams (50) vs. Wake Forest, 12/20/03  
**UNC rallied from more than 15-point deficit to win:** trailed Florida State by 16 (23-39) in the 1st half and won, 78-70, 2/27/21  
**UNC rallied from double-figure deficit at halftime to win:** trailed Florida State by 12 (29-41) and won, 78-70, 2/27/21  
**UNC rallied from 10-point deficit in the 2nd half to win:** trailed Florida State by 12 (29-41) early in the 2nd half and won, 78-70, 2/27/21  
**UNC rallied from double-figure deficit w/less 10:00 to play and win:** trailed Louisville by 13 (50-63) with 8:25 to play and won, 72-71, 1/10/15  
**UNC rallied from double-figure deficit in the 2nd half to win consecutive games:** trailed Miami 34-53 (-19) w/9:51 to play and won, 61-59, 3/11/11\* in Greensboro; trailed Clemson 30-41 (-11) w/17:23 to play and won, 92-87, in overtime, 3/12/11\* in Greensboro  
**UNC rallied from 20 points down to win:** trailed Georgia Tech, 30-50 w/4:00 left in the 1st half and won, 82-75, 2/15/06  
**UNC rallied from 20 points down to take the lead:** trailed Georgia Tech, 9-29, w/8:04 to play in first half and took the lead four times in second half, but lost 71-73, 1/16/10  
**Four-point play (team):** Kerwin Walton (3FG), Day/Ron Sharpe (FT) at Miami, 1/5/21  
**Four-point play (individual):** Kerwin Walton vs. Northeastern, 2/17/21  
**UNC did not score a fastbreak point:** at Virginia Tech, 1/22/20  
**UNC scored 25 fastbreak points:** 26 vs. Louisville, 2/20/21  
**UNC led by 20 or more at the half:** (29) UNC 49, Boston College 20, 1/2/22  
**UNC led by 30 or more at the half:** (33) UNC 56, NC State 23, 1/8/17  
**UNC led by 50:** \*vs. Notre Dame, 3/10/21 in Greensboro (led 101-51, won 101-59)  
**Committed 30 personal fouls:** 33 at Louisville, 1/31/15

\* ACC Tournament  
 ^ NCAA Tournament



## LAST TIME BY TAR HEEL FRESHMEN

**Three starters:** \*Caleb Love, Day'Ron Sharpe and Kerwin Walton vs. Notre Dame, 3/10/21 in Greensboro  
**Four starters:** \*Raymond Felton, Rashad McCants, David Noel and Byron Sanders vs. Duke, 3/15/03 in Greensboro  
**20 Points/Half:** 20 (2nd) by Cole Anthony vs. Boston College, 2/1/20  
**20 Points/Three Consecutive Games:** Cole Anthony- 34 vs. Notre Dame, 11/6/19; 20 at UNCW, 11/8/19; 28 vs. Gardner-Webb, 11/15/19  
**20 Points/Non-Starter:** 20 by Walker Kessler vs. Florida State, 2/27/21  
**More than 20 Points/Non-Starter:** 21 by Day'Ron Sharpe vs. Louisville, 2/20/21  
**20 Points/Two Freshmen:** Coby White (27), Nassir Little (23) vs. Virginia Tech, 1/21/19  
**25 Points:** Caleb Love at Duke, 2/6/21  
**More Than 25 Points:** 28 by Cole Anthony vs. Wake Forest, 3/3/20  
**25 Points/Consecutive Games:** Cole Anthony- 25 at Syracuse, 2/29/20, and 28 vs. Wake Forest, 3/3/20  
**30 Points in College Debut:** 34 by Cole Anthony vs. Notre Dame, 11/6/19 (ACC record)  
**30 Points:** 34 by Cole Anthony vs. Notre Dame, 11/6/19  
**40 Points:** \*40 by Harrison Barnes vs. Clemson, 3/12/11 in Greensboro  
**70 Combined Points/All Freshmen:** \*70 by Walker Kessler (16), Caleb Love (15), RJ Davis (14), Day'Ron Sharpe (14), Anthony Harris (8) and Kerwin Walton (3) vs. Notre Dame, 3/10/21 in Greensboro  
**50 Combined Points/Two Freshmen:** Coby White (27) and Nassir Little (23) vs. Virginia Tech, 1/21/19  
**Only Four Tar Heels in Double Figures:** Walker Kessler (20), Kerwin Walton (13), RJ Davis (10), Caleb Love (10) vs. Florida State, 2/27/21  
**Four in Double Figures:** \*Walker Kessler (16), Caleb Love (15), RJ Davis (14) and Day'Ron Sharpe (14) vs. Notre Dame, 3/10/21 in Greensboro  
**Led UNC in Points, Rebounds, Assists:** Cole Anthony (16/8/3) at FSU, 2/3/20  
**Led UNC in Points, Rebounds, Blocks:** Walker Kessler (20/8/4) vs. FSU, 2/27/21  
**Led UNC in Points, Rebounds, Assists, Steals:** Cole Anthony (34/11/5/1) vs. Notre Dame, 11/6/19  
**Led UNC in Points, Rebounds, Blocks, Steals:** Armando Bacot vs. Elon (22/14/3/2), 11/20/19  
**12 Field Goals:** Cole Anthony vs. Notre Dame, 11/6/19  
**13 Field Goals:** Tyler Hansbrough vs. Georgia Tech, 2/15/06  
**14 Field Goals:** Antawn Jamison at Maryland, 1/6/96  
**15 Field Goals:** ^J.R. Reid vs. Notre Dame, 3/19/87 in East Rutherford, N.J.  
**Made 5 or More Three-Pointers in Consecutive Games:** Coby White- 6 vs. Syracuse, 2/26/19; 6 at Clemson, 3/2/19  
**7 Three-Pointers:** Cole Anthony at Syracuse, 2/29/20  
**8 Three-Pointers:** Raymond Felton at NC State, 1/26/03  
**10 or More Free Throws:** 14 by Cole Anthony vs. Boston College, 2/1/20  
**14 Free Throws:** Cole Anthony vs. Boston College, 2/1/20  
**15 Free Throws:** \*Phil Ford vs. Clemson, 3/7/75 in Greensboro  
**100% Free Throws (more than 10 attempts):** 14x14 by Cole Anthony vs. Boston College, 2/1/20  
**10 or More Rebounds by a Guard:** 11 by Cole Anthony vs. Duke, 2/8/20  
**10 or More Rebounds by a Guard, Consecutive Games:** Cole Anthony- 11 vs. Notre Dame, Nov. 6, 2019; 10 at UNCW, 11/8/19  
**10 or More Rebounds, Three Consecutive Games:** Armando Bacot- 12 vs. Miami, 1/25/20; 11 at NC State, 1/27/20; 10 vs. Boston College, 2/1/20  
**More than 15 Rebounds:** 16 by Day'Ron Sharpe at Miami, 1/5/21  
**20 Rebounds:** by Antawn Jamison at Virginia, 1/17/96  
**10 Assists:** \*by Marcus Paige vs. Florida State, 3/15/13 in Greensboro  
**More Than 10 Assists:** ^14 by Kendall Marshall vs. Washington, 3/20/11 in Charlotte  
**15 or More Assists:** 16 by Kendall Marshall vs. Florida State, 2/6/11  
**Points/Rebounds Double-Double Three Consecutive Games:** Armando Bacot - 19/12 vs. Miami, 1/25/20; 11/11 at NC State, 1/27/20; 11/10 vs. Boston College, 2/1/20  
**Points/Rebounds Double-Double in Consecutive Games by a Guard:** Cole Anthony- 34/11 vs. Notre Dame, 11/6/19; 20/10 at UNCW, 11/8/19 (first time a UNC freshman had consecutive 20/10 games)  
**20 Points/10 Rebounds/5 Blocks:** by Armando Bacot (23/12/5) vs. Oregon, 11/29/19 in The Bahamas  
**15 Points/10 Rebounds/8 Blocks:** \*Walker Kessler vs. Notre Dame, 3/10/21 in Greensboro (16/12/8)  
**25 Points/7 Assists:** 25/7 by Caleb Love at Duke, 2/6/21  
**25 Points/10 Rebounds:** 25/10 by Day'Ron Sharpe vs. Notre Dame, 1/2/21  
**30 Points/10 Rebounds:** 34/11 by Cole Anthony vs. Notre Dame, 11/6/19  
**40 Points/10 Rebounds:** 40/10 by Tyler Hansbrough vs. Georgia Tech, 2/15/06  
**Points/Assists Double-Double:** ^13 points/14 assists by Kendall Marshall vs. Washington, 3/20/11 in Charlotte  
**Double-Double in Points & Rebounds with 7 or More Assists:** Armando Bacot (19/12/7) vs. Miami, 1/25/20  
**8 Blocked Shots:** \*Walker Kessler vs. Notre Dame, 3/10/21 in Greensboro  
**5 Steals:** ^Marcus Paige vs. Kansas, 3/24/13 in Kansas City, Mo.  
**More than 5 Steals:** 8 by Tyler Hansbrough vs. UNC Asheville, 12/28/05

\* ACC Tournament, ^ NCAA Tournament, ~ NIT

## OPPONENTS SCORING

**40:** 47 by Malik Monk, Kentucky, 12/17/16 in Las Vegas  
**30:** \*31 by Zion Williamson, Duke, 3/15/19 in Charlotte  
**30/consecutive games:** Xavier Rathan-Mayes, Florida State (35 at UNC, 1/24/15, and 30 in Tallahassee, 1/4/16)  
**30/twice in a season:** Nolan Smith, Duke (34 at Duke, 2/9/11; 30 at UNC, 3/5/11)  
**20/three times in one season:** Luke Kennard, Duke (20, 28 and 20), 2017  
**One player with 30, one with 25:** 33 by RJ Barrett, 27 by Cam Reddish at Duke, 2/20/19  
**Two players with 25:** 27 by Isaiah Mucius & Daivien Williamson, Wake Forest, 1/20/21  
**Two players combine for 50:** ^29 by Brad Davison, 21 by D'Mitrik Trice, Wisconsin, 3/19/21 in West Lafayette, Ind.  
**Three players with 20:** Sasha Stefanovic (23), Jaden Ivy (22), Trevion Williams (20), Purdue, 11/20/21 in Uncasville, Conn.  
**Four players with 20:** Damion James (25), Dexter Pittman (23), J'Covan Brown (21) and Avery Bradley (20), Texas, 12/19/09 in Arlington, Texas  
**25/half:** 27 in first half by Malik Monk, Kentucky, 12/17/16 in Las Vegas  
**20/1st half:** 21 by Tyson Walker, Northeastern, 2/17/21  
**20/2nd half:** 23 by Tyus Battle, Syracuse, 2/26/19  
**20 or more after halftime:** 22 by Tre Jones, Duke (2/8/20) 13 in 2nd half, 9 in OT  
**20/both halves:** 27 and 20 by Malik Monk, Kentucky, 12/17/16 in Las Vegas  
**Non-starter scored 30:** 33 by Brent Arrington, Miss. Valley St., 11/20/11  
**Non-starter scored 25:** 29 by Allarik Freeman, NC State, 1/27/18  
**Non-starter scored 20:** 20 by Trevion Williams, Purdue, 11/20/21 in Uncasville, Conn.  
**Scored 15 straight points for his team:** Tre Jones, Duke, 2/8/20  
**No players in double figures:** at Evansville, 12/8/10  
**One player in double figures:** 19 by Doc Battle, UNC Asheville, 11/23/21  
**No starter in double figures:** at Wake Forest, 2/16/19  
**Only four players scored:** \*Duke in Brooklyn, 3/9/18  
**Bench scored zero:** Pittsburgh, 1/8/20  
**Six players in double figures:** ^Auburn, 3/29/19 in Kansas City, Mo.  
**Seven players in double figures:** Wake Forest, 12/20/03 (3 OT)  
**Scored 100:** 103 by Kentucky, 12/17/16 in Las Vegas  
**Scored less than 50:** 41 by Virginia, 2/18/17  
**Scored less than 60 in a win:** 56 at Virginia, 12/8/19  
**Scored 60/half:** 61, 2nd by East Carolina, 12/15/12  
**Scored less than 15/half:** 14 by UNCG (1st half), 12/7/13  
**Scored less than 20/half:** 19 (2nd half) by Virginia, 2/18/17  
**Scored less than 25/both halves:** 22 and 19 by Virginia, 2/18/17  
**Scored 50 in a half in a UNC win:** 50, 1st half by Brown, 11/12/21  
**Scored less than 25 in a half in a win over UNC:** 23 (2nd) at Pittsburgh, 1/18/20  
**Scored less than 30/both halves in a win over UNC:** 27 and 26 at Virginia, 2/27/17

## OPPONENTS FIELD GOAL SHOOTING

**Player made 10:** 12 by Sahvir Wheeler, Kentucky, 12/18/21 in Las Vegas  
**Player made 13:** \*13 by Zion Williamson, Duke, 3/15/19 in Charlotte  
**Two players made 10:** 11 by RJ Barrett, 10 by Cam Reddish at Duke, 2/20/19  
**Player missed every shot (min. 10):** Brandon Childress at Wake Forest, 2/16/19 (0x12)  
**Made 15 or fewer:** 15 by Virginia, 2/18/17  
**Made less than 20 in a win:** 19 at Virginia, 2/13/21  
**Two players attempted 20:** 27 by RJ Barrett, 23 by Cam Reddish, Duke, 3/9/19  
**Player attempted 25:** 25 by Tre Jones, Duke, 2/8/20  
**Player attempted more than 25:** 27 by RJ Barrett, Duke, 3/9/19  
**Made its first seven attempts to begin a game:** Louisville, 1/12/19  
**Made its first eight attempts to begin a game:** Michigan, 11/29/17  
**Made 10 consecutive:** Duke, 2/8/18  
**Made 15 consecutive:** Clemson, 1/16/18  
**Missed 10 or more attempts to begin a game:** 11 by Charleston, 11/25/20  
**Missed 10 attempts to begin a half:** 10 by UNLV 2nd half, 11/30/20 in Asheville  
**Missed 13 consecutive attempts:** \*Notre Dame 2nd half, 3/10/21 in Greensboro  
**Missed 15 consecutive attempts:** at Pittsburgh, 1/5/19  
**50 percent/both halves:** 50.0 (17x34) and 54.5 (12x22) by Marquette, 2/24/21  
**50 percent/both halves and lost:** 50.0 (17x34) and 50.0 (20x40) by NC State, 2/5/19  
**Better than 55 percent/game and lost:** 55.6 (30x54) by Pitt, 1/31/17  
**60 percent/half:** 66.7 2nd half (24x36), Kentucky, 12/18/21 in Las Vegas  
**60 percent/half in a UNC win:** 60.0 first half (21x35) by Brown, 11/12/21  
**60 percent/both halves:** 61.3 (19x31) & 69.2 (18x26) at Pitt, 2/14/15  
**60 percent/game:** 64.9 (37x57) at Pitt, 2/14/15  
**70 percent/half:** 72.0 (18x25) 2nd half at Gonzaga, 12/18/19  
**70 percent/game:** \*71.7 (33x46) by Duke, 2/29/80, in Greensboro  
**75 percent/half:** 76.5 (13x17) 2nd half at NC State, 2/3/07  
**Under 20 percent/half:** 16.7 (6x36) 1st half at Boston College, 1/2/22  
**Under 25 percent/half and won:** 22.7 (5x22) 2nd half at Pittsburgh, 1/18/20  
**Under 30 percent/both halves:** 27.3 (9x33) & 25.7 (9x35) UNC Asheville, 11/23/21  
**Under 30 percent/game:** 26.5 (18x68) UNC Asheville, 11/23/21  
**Under 35 percent/game and won:** 34.5 (10x29) 1st half by Clemson, 1/11/20  
**Under 40 percent/game and won:** 39.6 (19x48) at Virginia, 2/13/21  
**Under 40 percent/both halves and won:** 34.5 (10x29) & 34.8 (8x23) at Virginia Tech, 1/22/20  
**Under 30 percent in first half and better than 60 percent in second half:** 25.0 (10x40) and 65.4 (17x26) by NC State, 2/1/14  
**50 percent in first half and under 20 percent in second half:** 57.1 (16x28) 1st half and 16.1 (5x31) 2nd half at Elon, 11/9/18

#### OPPONENTS THREE-POINTERS

**7:** Isaiah Mucius, Wake Forest, 1/20/21  
**8:** Malik Monk, Kentucky, 12/17/16 in Las Vegas  
**10:** Kyle McAlarney, Notre Dame, 11/26/08 in Maui  
**Player made 7 of 7:** Allerik Freeman, NC State, 1/27/18 (7x7)  
**Player made every att. (min. 5):** John Mooney, Notre Dame, 2/12/18 (6x6)  
**Two players made at least 5:** see below at Iowa, 12/8/20  
**Three players made at least 5:** 7 by Jordan Bohannon, 5 by CJ Fredick, 5 by Joe Wieskamp at Iowa, 12/8/20  
**5 in a half:** by Buddy Boeheim at Syracuse, 3/1/21  
**Player attempted 15 3FGs:** 16 by Jordan Bohannon at Iowa, 12/8/20  
**Eight different players made a 3FG:** ^Auburn, 3/29/19 in Kansas City, Mo.  
**Nine different players made a 3FG:** Michigan, 11/29/17  
**Did not make a three-pointer:** 0 by Jacksonville (in 5 attempts), 11/27/90 (1,106 consecutive games with at least one three-pointer through Notre Dame)  
**Made 15 or more:** 17 at Iowa, 12/8/20  
**Made 10 or more/half:** 11, first half at Iowa, 12/8/20 (22 attempts)  
**Opponents made 15 or more/consecutive games:** 15 by NC State, 1/27/18, and 15 at Clemson, 1/30/18  
**Attempted 40 or more:** 43 at Iowa, 12/8/20  
**Shot 60 percent (min. 10 att.):** 62.5 (10x16) at Duke, 2/18/15  
**Shot 65 percent (min. 10 att.):** 66.7 (8x12) at Illinois, 11/30/10  
**Shot less than 10 percent (min. 10 att.):** 6.3 (1x16) by Louisville, 2/20/21  
**Made 10 or more and lost:** 10 by Furman, 12/14/21  
**Made 13 and lost:** 13 by Wake Forest, 1/20/21  
**Made 15 and lost:** ^15 by Iona, 3/22/19 in Columbus, Ohio  
**Made less than five and won:** 4 by Duke, 2/8/20  
**Made more three-pointers than two-pointers:** at Virginia, 2/13/21 (10 threes, 9 twos)  
**Attempted more three-pointers than two-pointers:** at Notre Dame, 1/5/22 (31 threes, 30 twos)

#### OPPONENTS FREE THROWS

**Made 15:** ^Jerian Grant, Notre Dame, 3/14/15 in Greensboro  
**Made more than 15:** 17 by Zabian Dowdell, Virginia Tech, 2/13/07  
**Attempted 15:** 16 by Trey McGowens at Pitt, 1/5/19  
**Made 10x10:** Tre Jones at Duke, 3/7/20  
**Made better than 10x10:** ^12x12 by Tyler Dorsey, Oregon, 4/1/17 in Phoenix  
**Shot 100 percent (min. 10):** 100.0 (10x10) by Wake Forest, 2/15/11  
**Shot 100 percent (min. 30):** 100.0 (32x32) at Wake Forest, 1/15/05  
**Shot at least 90 percent, 20 or more attempts:** 96.3 (26x27) at Florida State, 1/16/21  
**Shot at least 85 percent, 30 or more attempts:** 87.9 (29x33) at Duke, 3/7/20  
**Under 30 percent:** 27.3 (3x11) by NC State, 1/8/17  
**Under 40 percent:** 30.8 (4x13) by Louisville, 2/22/17  
**Under 50 percent and won:** ^47.1 (8x17) by Auburn, 3/29/19 in Kansas City, Mo.  
**Made 30 or more:** ^33 by Duke, 3/10/17 in Brooklyn  
**Made fewer than five:** 3 by Furman, 12/14/21  
**Attempted 40 or more:** 44 at Louisville, 1/31/15 (made 27)  
**Attempted fewer than five:** 3 by Furman, 12/14/21  
**Missed 20 or more:** ^20 (21x41) by Pitt, 3/14/14 in Greensboro  
**Only one player attempted:** Jordan Taylor, Wisconsin (3x6), 11/30/11  
**Made more free throws than field goals:** at Florida State, 1/16/21 (24 FG, 26 FT)  
**Made five or fewer and won:** 4 by Tennessee, 11/21/21 in Uncasville, Conn.  
**Did not attempt a FT in a half:** 1st half at Notre Dame, 1/5/22

#### OPPONENTS REBOUNDS

**10 by a guard:** Jaden Ivy, Purdue, 11/20/21 in Uncasville, Conn.  
**15 or more:** 15 by Bourama Sidibe at Syracuse, 2/29/20  
**17:** Kerry Blackshear, Virginia Tech, 1/21/19  
**19:** John Mooney, Notre Dame, 1/15/19  
**20 or more:** ^21 by Talib Zanna, Pitt, 3/14/14 in Greensboro  
**10 offensive:** 10 by Kerry Blackshear, Virginia Tech, 1/21/19  
**Two players with 15 or more:** 15 by Damion James and 15 by Dexter Pittman, Texas, 12/19/09 in Arlington, Texas  
**Three players in double-figures:** ^Joey Lynch-Flohr (11), Artsiom Parakhouski (10) and Eric Hall (10), Radford, 3/19/09 in Greensboro  
**Team had 50 rebounds:** ^50 by Texas A&M, 3/18/18 in Charlotte  
**Team had 60 rebounds:** 60 by Texas, 12/19/09 in Arlington, Texas  
**Team had less than 20 rebounds:** ^15 by Notre Dame, 3/27/16 in Philadelphia  
**Team had 25 offensive rebounds:** 29 by Butler, 11/26/14 in the Bahamas  
**Scored 20 second-chance points:** 21 at Iowa, 12/8/20  
**Team had one offensive rebound:** 1 at Notre Dame, 1/5/22  
**Scored zero second-chance points:** Furman, 12/14/21  
**Outrebounded UNC by 15 or more:** 18 (26-44) by Kentucky, 12/18/21 in Las Vegas  
**Had more offensive rebounds than UNC had defensive:** Butler in The Bahamas, 11/26/14 (Butler 29 offensive, UNC 26 defensive)

#### OPPONENTS DOUBLE-DOUBLES

**20 points/15 rebounds:** 21/15 by Marvin Bagley III at Duke, 3/3/18  
**30 points/10 rebounds:** ^31/11 by Zion Williamson Duke, 3/15/19 in Charlotte  
**Points & rebounds w/5 or more assists:** 22/10/6 by Jaden Ivy, Purdue, 11/20/21 in Uncasville, Conn.  
**Pts/Reb w/7 or more assists:** 17/10/7 by Dwayne Sutton, Louisville, 1/12/19  
**Pts/Reb w/5 or more blocks:** 23/11/5 by Quincy Guerrier, Syracuse, 1/12/21  
**Three players:** Lorenzo Brown (12 pts/12 assists), Richard Howell (13 pts/17 reb) and TJ Warren (10 pts, 10 reb), NC State, 2/23/13  
**Player had three in one season:** Marvin Bagley III, Duke, 2018

#### OPPONENTS TRIPLE DOUBLE

Greivis Vasquez at Maryland, 2/21/09 (35 pts/11 reb/10 assists) (first in ACC game)

#### OPPONENTS ASSISTS

**11:** by Tre Jones at Duke, 3/7/20  
**12:** by Melo Trimble, Maryland, 12/1/15  
**13:** ^\*by Luke Loucks, Florida State, 3/11/12 in Atlanta  
**15 or more:** 17 by Kenny Anderson at Georgia Tech, 2/1/90  
**10 or more assists and no turnovers:** Cameron Wright (10 assists) at Pitt, 2/14/15  
**Team with 30 or more:** 30 at Pitt, 2/14/15  
**Team with 5 or fewer:** 5 by Oklahoma State, 11/22/16 in Maui  
**Assists on 80% of its field goals:** 84.2% at Virginia, 2/13/21 (16 assists on 19 FGs)

#### OPPONENTS TURNOVERS

**Player had 7:** ^Frank Howard, Syracuse, 3/7/18 in Brooklyn  
**Player had 8:** Ky Bowman at Boston College, 1/21/17  
**Player had 10:** Evan Turner, Ohio State, 11/19/09 in New York, N.Y.  
**20 or more and won:** 24 by Michigan State, 11/26/17 in Portland, Ore.  
**Team committed 25:** UNCW, 12/5/18  
**Team committed 30 or more:** 32 by South Carolina State, 11/20/07  
**Team committed less than 5:** ^4 by Virginia, 3/10/18 in Brooklyn  
**UNC scored 0 points off oppt. turnovers:** at Notre Dame, 2/6/16 (2 turnovers)  
**UNC scored less than five points off oppt. turnovers:** ^4 vs. Wisconsin, 3/19/21 in West Lafayette, Ind. (7 turnovers)  
**UNC scored 30 points off oppt. turnovers:** 30 at Duke, 2/6/21 (15 turnovers)  
**UNC scored more than 30 points off oppt. turnovers:** 32 at Wake Forest, 2/16/19 (20 turnovers)  
**UNC scored 35 points off oppt. turnovers:** 37 vs. NC State, 1/8/17 (26 turnovers)

#### OPPONENTS BLOCKS

**More than 5:** 7 by Manny Bates, NC State, 1/23/21  
**Team blocked 10 or more shots:** 10 at Florida State, 2/3/20

#### OPPONENTS STEALS

**5 or more:** 5 by Braxton Beverly, NC State, 1/23/21  
**8:** Ashton Hagans, Kentucky, 12/22/18 in Chicago  
**Team had 15 or more:** 15 at Syracuse, 3/1/21  
**Team had 20 or more:** 20 at Clemson, 1/17/07

#### OPPONENTS MISCELLANEOUS (*UNC scores listed first*)

**Led the team in scoring, rebounds, assists:** RaiQuan Gray, Florida State (17/8/2), 2/27/21  
**Led the team in scoring, rebounds, assists, blocks, steals:** Aamir Simms, Clemson, 1/11/20 (20 points, 8 rebounds, 6 assists, 4 blocks, 3 steals)  
**Four-point play:** DJ Steward, Duke, 3/6/21  
**Hit a game-winning shot with no time left:** Wendell Moore, Duke, 2/8/20 (in OT)  
**Hit a game-winning shot less than a second left:** Matt Coleman III, Texas, 12/2/20 in Asheville (0.1 second to play)  
**Hit a game-winning shot less than five seconds left:** Nate Laszewski at Notre Dame, 2/17/20 (3FG with 2.4 seconds to play)  
**Hit a game-tying shot with no time left in regulation:** Tre Jones, Duke, 2/8/20  
**Hit a shot from other side of halfcourt:** Louis Dabney, Tulane, 12/16/15, to end first half  
**Made winning free throws with less than 30 seconds to play:** Boston College's Jared Hamilton made two of three FTs with 17 seconds to play, BC won 70-71, 2/1/20  
**Trailed at the half and won:** Duke, 2/8/20 (Duke trailed 44-35, won 96-98 in OT)  
**Trailed by 10 or more at half and won:** Clemson, 1/11/20 (Clemson trailed 39-29, won 76-79 in OT)  
**Trailed by 10 or more with less than four minutes to play and won:** Duke, 2/8/20 (Duke trailed 77-64 with 3:55 to play, won 96-98 in OT)  
**Trailed by 10 or more with less than two minutes to play and won:** Clemson, 1/11/20 (Clemson trailed 68-58 with 1:56 to play, won 76-79 in overtime)  
**Trailed by 15 and won:** at Notre Dame, 2/17/20 (ND trailed 64-49, won 76-77)  
**Trailed by more than 15 and won:** 16 at Northern Iowa (UNI trailed 50-34, won 67-71)  
**Trailed by 20 or more and won:** 24 at Florida State, 1/22/04 (FSU trailed 42-18 in first half, won 81-90 in overtime)  
**Trailed by 20 and took the lead:** at Virginia Tech, 1/24/16 (UNC led 36-16; VT took a 59-61 lead but UNC won 75-70)  
**Led Carolina by 20 or more at halftime:** ^21 by Syracuse (22-43), 3/10/20 in Greensboro  
**Led Carolina by 20 or more at halftime in Chapel Hill:** 20 by Georgia Tech (27-47), 1/4/20  
**Led Carolina by 25 or more at halftime:** 27 at Duke (26-53), 3/6/10  
**Led Carolina by 35 or more:** 35 by Kentucky (63-98), 12/18/21 in Las Vegas  
**Led Carolina by more than 35:** 36 at Duke (37-73), 3/6/10  
**Scored more than 15 straight:** 17-0 run at Louisville, 2/22/20  
**Scored 19 straight:** 19-0 run by Michigan, 11/28/19 in The Bahamas  
**Scored first 10 points:** UNLV led 0-13, 11/30/20 in Asheville (UNC won, 78-51)  
**Scored first 14 points:** ^Miami led 0-14 in Brooklyn, 3/8/18 (UNC won, 82-65)  
**Outscored UNC by more than 20 in a half:** ^Syracuse, 3/10/20 (22-43, first half)  
**Outscored UNC by more than 20 in a half in Chapel Hill:** Ohio State, 12/4/19 (22-45, second half)  
**Zero fastbreak points:** UNC Asheville, 11/23/21  
**Committed 30 fouls:** Kentucky, 12/19/20 in Cleveland



# 2021-22 BOX SCORES: GAMES 1-4



## Loyola Maryland vs North Carolina 11/09/21 7:00 pm at Chapel Hill, NC

1

### Loyola Maryland 67 • 0-1,0-0 Patriot

#	Player	Total		3-Ptr		Rebounds			PF	TP	A	TO	Blk	Stl	Min
		FG	FGA	FG	FGA	FT	FTA	Off Def Tot							
10	Golden Dike	f	2-3	0-0	0-2	1	6	7	2	4	1	2	1	0	22
11	Milos Ilic	f	0-2	0-1	0-0	0	2	2	5	0	2	0	0	0	14
12	Jaylin Andrews	f	5-13	4-8	3-4	1	2	3	1	17	0	2	0	1	33
12	Cam Spencer	g	6-14	0-5	3-5	0	3	3	1	15	2	0	0	3	33
25	Kenneth Jones	g	4-8	2-6	1-2	0	4	4	2	11	3	2	0	2	35
00	Nick Marshall		0-1	0-1	0-0	0	0	0	1	0	1	0	0	0	7
01	Veljko Ilic		4-5	0-0	4-6	0	4	4	4	12	2	5	0	1	19
03	Wade Jackson		1-5	0-2	1-2	0	0	0	1	3	1	0	0	1	15
04	Alonso Faure		1-3	0-1	0-0	0	2	2	4	2	0	1	0	0	15
15	Alex Jackson		0-0	0-0	0-0	0	0	0	0	0	1	0	0	0	1
23	Dave Brown		0-0	0-0	0-0	0	1	1	0	0	1	0	0	0	4
24	Daraun Gray		1-1	1-1	0-0	0	0	0	0	3	0	0	0	1	2
Team						1	3	4							
Totals			24-55	7-25	12-21	3	27	30	21	67	14	12	1	9	200

FG % 1st Half: 13-30 43.3% 2nd half: 11-25 44.0% Game: 24-55 43.6%  
3FG % 1st Half: 4-13 30.8% 2nd half: 3-12 25.0% Game: 7-25 28.0%  
FT % 1st Half: 1-3 33.3% 2nd half: 11-18 61.1% Game: 12-21 57.1%

Deadball  
Rebounds  
6

### North Carolina 83 • 1-0,0-0 ACC

#	Player	Total		3-Ptr		Rebounds			PF	TP	A	TO	Blk	Stl	Min
		FG	FGA	FG	FGA	FT	FTA	Off Def Tot							
05	Armando Bacot	f	3-5	0-0	2-3	1	5	6	3	8	0	1	2	1	17
45	Brady Manek	f	9-15	1-5	1-3	2	3	5	0	20	0	1	1	0	29
01	Leaky Black	f	1-2	0-0	0-0	1	3	4	0	2	4	1	0	0	21
02	Caleb Love	f	7-13	2-6	6-10	0	2	2	3	22	2	0	0	2	31
04	RJ Davis	g	2-5	1-2	1-1	0	5	5	4	6	5	2	0	1	24
00	Anthony Harris		0-1	0-0	0-0	0	0	0	1	0	0	2	0	0	6
03	Dontrez Styles		0-0	0-0	0-0	0	0	0	0	0	0	0	0	0	2
11	D'Marco Dunn		0-0	0-0	0-0	0	0	0	0	0	0	1	0	0	2
13	Dawson Garcia		3-6	1-2	5-7	0	9	9	2	12	2	3	0	2	29
22	Justin McKoy		0-1	0-0	1-2	1	0	1	2	1	1	0	0	0	10
24	Kerwin Walton		4-7	3-6	0-0	0	1	1	2	11	1	1	0	1	27
34	Duwe Farris		0-0	0-0	1-2	0	1	1	3	1	0	0	0	0	2
Team						1	2	3							
Totals			29-55	8-21	17-28	6	31	37	20	83	15	12	3	7	200

FG % 1st Half: 15-28 53.6% 2nd half: 14-27 51.9% Game: 29-55 52.7%  
3FG % 1st Half: 5-11 45.5% 2nd half: 3-10 30.0% Game: 8-21 38.1%  
FT % 1st Half: 10-18 55.6% 2nd half: 7-10 70.0% Game: 17-28 60.7%

Deadball  
Rebounds  
4

Officials: Anthony Franklin,Sean Hull,Mark Schnur

Technical fouls: Loyola Maryland-None. North Carolina-None.

Attendance: 14992

2021-22 Men's Basketball. Round: 0. Loyola Maryland vs North Carolina. Played

Score by periods	1st	2nd	Total
Loyola Maryland	31	36	67
North Carolina	45	38	83

## Brown vs North Carolina 11/12/21 9:00 pm at Chapel Hill, NC

2

### Brown 87 • 1-1,0-0 Ivy League

#	Player	Total		3-Ptr		Rebounds			PF	TP	A	TO	Blk	Stl	Min
		FG	FGA	FG	FGA	FT	FTA	Off Def Tot							
22	Jaylan Gainey	f	2-3	0-0	0-0	0	0	0	5	4	0	0	2	0	11
31	Nana Owusu-Anane	f	8-15	2-2	2-4	3	5	8	3	20	1	2	0	1	35
00	David Mitchell	g	1-1	0-0	0-0	1	1	2	5	2	0	0	1	1	13
01	Dan Friday	g	8-14	1-2	4-4	2	2	4	2	21	5	1	1	0	27
32	Paxson Wojcik	g	7-19	0-5	0-1	0	6	6	4	14	3	0	0	2	36
05	Noah Meren	g	2-3	0-0	0-0	0	0	0	0	4	0	0	0	0	9
10	Kino Lilly Jr.		5-8	2-4	0-0	1	0	1	1	12	3	0	1	0	29
11	Malachi Ndur		0-0	0-0	0-0	0	0	0	0	0	0	0	0	0	1
20	Kimo Ferrari		0-1	0-1	0-0	0	0	0	0	0	1	0	0	0	5
21	Aaron Cooley		3-8	1-4	0-0	2	4	6	3	7	0	2	1	1	24
23	Perry Cowan		1-1	1-1	0-0	1	0	1	0	3	0	0	0	0	10
Team						0	2	2							
Totals			37-73	7-19	6-9	10	20	30	23	87	13	5	6	5	200

FG % 1st Half: 21-35 60.0% 2nd half: 16-38 42.1% Game: 37-73 50.7%  
3FG % 1st Half: 2-6 33.3% 2nd half: 5-13 38.5% Game: 7-19 36.8%  
FT % 1st Half: 6-8 75.0% 2nd half: 0-1 0.0% Game: 6-9 66.7%

Deadball  
Rebounds  
1,1

### North Carolina 94 • 2-0,0-0 ACC

#	Player	Total		3-Ptr		Rebounds			PF	TP	A	TO	Blk	Stl	Min
		FG	FGA	FG	FGA	FT	FTA	Off Def Tot							
05	Armando Bacot	f	10-11	0-0	2-5	6	4	10	2	22	1	0	2	1	27
13	Dawson Garcia	f	3-7	0-2	1-2	2	4	6	2	7	0	0	0	1	21
01	Leaky Black	g	2-4	0-1	3-4	1	3	4	3	7	3	1	1	0	19
02	Caleb Love	g	3-9	2-4	5-6	0	2	2	2	13	5	1	0	0	37
04	RJ Davis	g	9-17	6-9	2-2	0	2	2	2	26	6	1	0	0	36
00	Anthony Harris		0-0	0-0	0-0	0	0	0	0	0	0	0	0	0	3
03	Dontrez Styles		0-0	0-0	0-0	0	0	0	1	0	0	0	0	0	3
22	Justin McKoy		0-0	0-0	0-0	1	0	1	0	0	0	1	0	0	6
24	Kerwin Walton		2-5	1-3	0-0	0	2	2	1	5	0	0	1	0	16
45	Brady Manek		3-9	0-2	8-9	1	7	8	1	14	1	3	2	0	32
Team						2	2	4							
Totals			32-62	9-21	21-28	13	26	39	14	94	16	7	6	2	200

FG % 1st Half: 18-32 56.3% 2nd half: 14-30 46.7% Game: 32-62 51.6%  
3FG % 1st Half: 5-13 38.5% 2nd half: 4-8 50.0% Game: 9-21 42.9%  
FT % 1st Half: 6-8 75.0% 2nd half: 15-20 75.0% Game: 21-28 75.0%

Deadball  
Rebounds  
3,2

Officials: Tim Comer,A.J. Desai,Roger Ayers

Technical fouls: Brown-None. North Carolina-None.

Attendance: 16854

2021-22 Men's Basketball. Round: 0. Brown vs North Carolina. Played at Smith C

Score by periods	1st	2nd	Total
Brown	50	37	87
North Carolina	47	47	94

## North Carolina vs Col. of Charleston 11/16/21 8:30 pm at Charleston, SC

3

### North Carolina 94 • 3-0,0-0 ACC

#	Player	Total		3-Ptr		Rebounds			PF	TP	A	TO	Blk	Stl	Min
		FG	FGA	FG	FGA	FT	FTA	Off Def Tot							
05	Armando Bacot	f	10-12	0-0	4-9	2	10	12	4	24	3	3	6	0	36
13	Dawson Garcia	f	1-5	0-2	5-6	1	7	8	0	7	1	1	0	0	19
01	Leaky Black	g	2-4	0-0	0-0	0	4	4	1	4	3	2	2	0	33
02	Caleb Love	g	6-14	0-2	10-12	0	7	7	3	22	6	4	1	0	33
04	RJ Davis	g	2-3	0-1	2-3	1	1	2	3	6	4	2	0	1	21
22	Justin McKoy		0-1	0-1	0-0	0	2	2	1	0	0	1	0	0	9
24	Kerwin Walton		5-8	4-6	0-0	0	3	3	3	14	1	3	0	1	28
45	Brady Manek		6-12	3-8	2-2	3	6	9	4	17	1	1	0	2	21
Team						0	2	2							
Totals			32-59	7-20	23-32	7	42	49	19	94	19	17	9	4	200

FG % 1st Half: 14-31 45.2% 2nd half: 18-28 64.3% Game: 32-59 54.2%  
3FG % 1st Half: 2-9 22.2% 2nd half: 5-11 45.5% Game: 7-20 35.0%  
FT % 1st Half: 6-11 54.5% 2nd half: 17-21 81.0% Game: 23-32 71.9%

Deadball  
Rebounds  
5

### Col. of Charleston 83 • 3-1,0-0 CAA

		Total		3-Ptr		Rebounds									
#	Player	FG	FGA	FT	FTA	Off	Def	Tot	PF	TP	A	TO	Blk	Stl	Min
12	John Meeks	f	2-14	0-4	3-4	0	5	5	3	7	0	0	0	0	26
34	Charles Lampten	f	0-0	0-0	0-0	2	1	3	4	0	1	0	0	1	7
35	Babacar Faye	f	3-4	0-1	3-4	1	2	3	5	9	1	1	0	0	21
02	Reyne Smith	g	5-12	5-11	4-4	1	1	2	1	19	1	1	0	1	25
11	Dimitrios Underwood	g	4-10	0-0	0-0	1	4	5	3	8	4	5	0	3	19
04	Fah'Mir Ali		4-14	1-5	4-5	2	0	2	2	13	4	1	0	4	22
04	Raekwon Horton		0-1	0-1	0-0	0	0	0	0	0	0	0	0	0	9
05	Brenden Tucker		3-11	2-5	2-6	1	3	4	1	10	0	0	0	1	24
25	Ben Burnham		7-10	3-3	0-0	0	0	0	2	17	0	0	0	1	24
30	Nick Farrar		0-1	0-0	0-0	0	0	0	1	0	0	0	0	0	1
33	Osinachi Smart		0-0	0-0	0-0	0	5	5	3	0	2	1	2	1	22
	Team					4	3	7							



# 2021-22 BOX SCORES: GAMES 5-8



## Tennessee vs North Carolina 11/21/21 3:30 pm at Uncasville, CT

### Tennessee 89 • 3-1,0-0 SEC

#	Player	Total		3-Ptr		Rebounds			PF	TP	A TO Blk Stl				Min
		FG-FGA	FG-FGA	FT-FTA	FT-FTA	Off	Def	Tot			A	TO	Blk	Stl	
10	John Fulkerson	f	6-7	0-0	1-1	2	3	5	1	13	6	2	1	0	27
13	Olivier Nkamhoua	f	3-6	1-1	0-0	1	5	6	5	7	3	3	1	1	17
01	Kennedy Chandler	g	6-13	2-3	0-0	0	5	5	2	14	8	2	1	1	32
24	Justin Powell	g	4-8	0-3	0-0	0	2	2	0	8	1	0	0	0	23
25	Santiago Vescovi	g	6-12	3-6	2-3	2	7	9	2	17	3	2	0	2	31
00	Jonas Aidoo	g	0-0	0-0	0-0	0	0	0	0	0	0	0	0	0	1
02	Brandon Huntley-Hatf	g	3-7	0-0	0-0	2	3	5	2	6	0	1	1	1	23
05	Zakai Zeigler	g	7-10	3-5	1-1	0	2	2	3	18	5	0	0	2	27
12	Victor Bailey Jr.	g	1-4	0-1	0-0	0	1	1	0	2	0	0	0	1	6
33	Uros Plavsic	g	2-3	0-1	0-0	0	2	2	3	4	2	0	0	1	13
Team						1	0	1							
Totals			38-70	9-20	4-5	8	30	38	18	89	28	10	4	9	200

FG % 1st Half: 17-38 44.7% 2nd half: 21-32 65.6% Game: 38-70 54.3% Deadball Rebounds 0  
3FG % 1st Half: 3-11 27.3% 2nd half: 6-9 66.7% Game: 9-20 45.0%  
FT % 1st Half: 2-2 100.0 2nd half: 2-3 66.7% Game: 4-5 80.0%

### North Carolina 72 • 3-2,0-0 ACC

#	Player	Total		3-Ptr		Rebounds			PF	TP	A TO Blk Stl				Min
		FG-FGA	FG-FGA	FT-FTA	FT-FTA	Off	Def	Tot			A	TO	Blk	Stl	
05	Armando Bacot	f	6-9	0-0	4-6	4	8	12	2	16	1	2	0	0	29
13	Dawson Garcia	f	2-7	0-1	0-1	1	2	3	2	4	0	3	0	0	18
01	Leaky Black	g	1-3	0-0	0-0	0	2	2	3	2	1	0	0	2	19
02	Caleb Love	g	3-8	2-5	4-4	0	2	2	1	12	3	2	0	0	31
04	RJ Davis	g	3-11	2-3	6-7	0	4	4	2	14	4	4	0	1	35
00	Anthony Harris	g	0-0	0-0	0-0	0	0	0	2	0	0	0	0	0	14
03	Dontrez Styles	g	0-1	0-0	0-0	0	0	0	0	0	0	1	0	0	2
24	Kerwin Walton	g	0-4	0-4	0-0	0	0	0	1	0	0	1	1	1	24
45	Brady Manek	g	7-12	6-10	4-4	0	3	3	2	24	0	1	0	0	28
Team						0	4	4							
Totals			22-55	10-23	18-22	5	25	30	15	72	9	13	1	4	200

FG % 1st Half: 10-28 35.7% 2nd half: 12-27 44.4% Game: 22-55 40.0% Deadball Rebounds 2  
3FG % 1st Half: 4-12 33.3% 2nd half: 6-11 54.5% Game: 10-23 43.5%  
FT % 1st Half: 8-10 80.0% 2nd half: 10-12 83.3% Game: 18-22 81.8%

Officials: Jamie Luckie,Rob Riley,Terry Weymer  
Technical fouls: Tennessee-None. North Carolina-None.  
Attendance: 9100  
2021-22 Men's Basketball. Round: 0. North Carolina vs Tennessee. Played at Moh

Score by periods	1st	2nd	Total
Tennessee	39	50	89
North Carolina	32	40	72

5

## UNC Asheville vs North Carolina 11/23/21 7:00 pm at Chapel Hill, NC

### UNC Asheville 53 • 2-3,0-0 Big Sout

#	Player	Total		3-Ptr		Rebounds			PF	TP	A TO Blk Stl				Min
		FG-FGA	FG-FGA	FT-FTA	FT-FTA	Off	Def	Tot			A	TO	Blk	Stl	
04	Drew Pember	f	1-9	0-6	0-0	1	2	3	4	2	0	2	5	0	27
00	Trent Stephney	g	1-4	0-0	0-1	0	2	2	1	2	4	1	0	3	30
01	Jamon Battle	g	7-11	3-4	2-2	4	2	6	0	19	1	2	0	1	33
02	LJ Thorpe	g	1-10	0-2	5-8	1	1	2	0	7	3	1	0	2	29
03	Tajion Jones	g	3-12	0-6	3-3	4	4	8	0	9	0	1	1	1	29
11	BJ Marable	g	0-0	0-0	0-0	1	0	1	4	0	0	0	0	0	6
13	Quay Kimble	g	1-2	1-2	0-0	0	1	1	0	3	0	0	0	0	7
14	Luke Lawson	g	1-6	0-5	0-0	0	1	1	0	2	0	0	0	1	13
21	Jordan Hairston	g	0-2	0-1	0-0	0	0	0	0	0	0	0	0	0	5
22	Coty Jude	g	3-12	3-11	0-0	0	0	0	1	9	0	0	1	0	21
Team						4	1	5							
Totals			18-68	7-37	10-14	15	14	29	10	53	8	7	8	7	200

FG % 1st Half: 9-33 27.3% 2nd half: 9-35 25.7% Game: 18-68 26.5% Deadball Rebounds 1,1  
3FG % 1st Half: 4-21 19.0% 2nd half: 3-16 18.8% Game: 7-37 18.9%  
FT % 1st Half: 2-2 100.0 2nd half: 8-12 66.7% Game: 10-14 71.4%

### North Carolina 72 • 4-2,0-0 ACC

#	Player	Total		3-Ptr		Rebounds			PF	TP	A TO Blk Stl				Min
		FG-FGA	FG-FGA	FT-FTA	FT-FTA	Off	Def	Tot			A	TO	Blk	Stl	
05	Armando Bacot	f	8-14	0-0	6-7	3	4	7	1	22	0	2	1	0	29
13	Dawson Garcia	f	3-9	2-2	0-0	1	4	5	1	8	1	1	0	0	21
01	Leaky Black	g	2-5	0-0	5-6	4	7	11	2	9	0	1	0	0	24
02	Caleb Love	g	2-5	0-1	0-0	0	6	6	0	4	5	2	0	2	33
04	RJ Davis	g	5-11	2-6	0-0	0	5	5	3	12	1	4	0	2	29
00	Anthony Harris	g	0-0	0-0	0-0	0	0	0	2	0	1	1	0	0	10
03	Dontrez Styles	g	1-1	0-0	0-0	1	1	2	0	2	0	0	0	1	2
11	D'Marco Dunn	g	1-1	1-1	0-0	0	0	0	1	3	0	0	0	0	2
22	Justin McKoy	g	0-1	0-0	0-0	1	0	1	1	0	3	1	0	0	7
24	Kerwin Walton	g	2-3	0-1	0-0	0	2	2	1	4	2	2	0	0	15
45	Brady Manek	g	3-5	2-3	0-0	0	9	9	1	8	2	2	2	1	28
Team						3	0	3							
Totals			27-55	7-14	11-13	13	38	51	13	72	15	18	3	6	200

FG % 1st Half: 14-28 50.0% 2nd half: 13-27 48.1% Game: 27-55 49.1% Deadball Rebounds 2  
3FG % 1st Half: 5-10 50.0% 2nd half: 2-4 50.0% Game: 7-14 50.0%  
FT % 1st Half: 4-6 66.7% 2nd half: 7-7 100.0 Game: 11-13 84.6%

Officials: Clare Aubry,Justin Porterfield,Ron Groover  
Technical fouls: UNC Asheville-None. North Carolina-None.  
Attendance: 15710  
2021-22 Men's Basketball. Round: 0. North Carolina vs UNC Asheville. Played at

Score by periods	1st	2nd	Total
UNC Asheville	24	29	53
North Carolina	37	35	72

6

## Michigan vs North Carolina 12/01/21 9:15 pm at Chapel Hill, NC

### Michigan 51 • 4-3,0-0 Big Ten

#	Player	Total		3-Ptr		Rebounds			PF	TP	A TO Blk Stl				Min
		FG-FGA	FG-FGA	FT-FTA	FT-FTA	Off	Def	Tot			A	TO	Blk	Stl	
14	Moussa Diabate	f	5-9	1-1	2-2	2	1	3	1	13	0	0	1	0	31
01	Hunter Dickinson	c	2-5	0-1	0-0	0	5	5	4	4	0	3	0	0	18
13	DeVante' Jones	g	2-8	0-1	0-0	4	1	5	1	4	3	3	0	1	30
22	Caleb Houston	g	2-9	2-4	2-2	1	6	7	0	8	0	3	0	0	34
55	Eli Brooks	g	5-11	1-3	0-0	1	5	6	2	11	3	1	0	2	35
02	Kobe Bufkin	g	1-1	0-0	0-0	0	0	0	0	2	0	0	0	0	3
03	Zeb Jackson	g	0-0	0-0	0-0	0	0	0	0	0	0	1	0	0	3
05	Terrance Williams II	g	0-2	0-1	0-0	0	0	0	0	1	0	0	0	0	11
10	Frankie Collins	g	1-4	0-1	2-2	0	4	4	0	4	1	1	0	0	12
11	Isaiah Barnes	g	0-0	0-0	0-0	0	1	1	0	0	0	0	0	0	3
23	Brandon Johns Jr.	g	2-8	1-4	0-0	0	2	2	0	5	2	1	0	0	17
44	Jaron Faulds	g	0-0	0-0	0-0	0	0	0	1	0	0	0	0	0	3
Team						0	2	2							
Totals			20-57	5-16	6-6	8	27	35	10	51	9	13	1	3	200

FG % 1st Half: 11-30 36.7% 2nd half: 9-27 33.3% Game: 20-57 35.1% Deadball Rebounds 0  
3FG % 1st Half: 3-10 30.0% 2nd half: 2-6 33.3% Game: 5-16 31.3%  
FT % 1st Half: 2-2 100.0 2nd half: 4-4 100.0 Game: 6-6 100.0

### North Carolina 72 • 5-2,0-0 ACC

#	Player		Total		3-Ptr		Rebounds			PF	TP	A	TO	Blk	Stl	Min
			FG-FGA	FG-FGA	FT-FTA	Off	Def	Tot								
05	Armando Bacot	f	5-10	0-0	1-1	3	11	14	2	11	3	1	2	1	32	
13	Dawson Garcia	f	6-12	2-2	0-0	2	2	4	1	14	0	1	0	0	23	
01	Leaky Black	g	2-4	0-1	1-1	2	3	5	0	5	3	0	1	1	33	
02	Caleb Love	g	9-16	4-7	0-0	0	4	4	2	22	4	2	0	3	33	
04	RJ Davis	g	4-11	1-3	0-0	0	2	2	1	9	1	1	0	1	28	
00	Anthony Harris		1-1	0-0	0-0	0	0	0	1	2	0	0	0	0	2	
03	Dontrez Styles		0-0	0-0	0-1	0	0	0	0	0	0	0	0	0	2	
11	D'Marco Dunn		0-0	0-0	0-0	0	0	0	0	0	0	0	0	0	2	
22	Justin McKoy		0-0	0-0	0-0	0	1	1	0	0	0	1	0	0	7	
24	Kerwin Walton		0-4	0-2	0-0	0	2	2	1	0	1	0	0	0	17	
45	Brady Manek		4-9	1-4	0-0	2	3	5	0	9	1	0	0	0	21	
	Team					1	0	1								
Totals			31-67	8-19	2-3	10	28	38	8	72	13	6	3	6	200	

# 2021-22 BOX SCORES: GAMES 9-12



## Elon vs North Carolina 12/11/21 8:00 pm at Chapel Hill, NC

9

### Elon 63 • 2-8,0-0 CAA

#	Player	Total		3-Ptr		Rebounds		PF	TP	A	TO	Blk	Stl	Min
		FG-FGA	FG-FGA	FT-FTA	Off Def Tot	PF	TP							
01	Chuck Hannah	f	3-4	1-2	0-0	1	0	1	5	7	1	0	0	17
21	Michael Graham	f	3-4	0-0	0-0	1	3	4	3	6	0	1	1	18
00	Hunter McIntosh	g	6-13	2-4	0-0	5	2	7	3	16	0	3	0	33
05	Torrence Watson	g	2-8	1-5	2-3	0	5	5	0	7	6	2	0	30
12	Darius Burford	g	5-11	0-1	2-4	0	3	3	4	12	3	2	0	34
03	Charlie Mendys	g	0-0	0-0	1-2	0	1	1	0	1	0	0	0	1
04	Sam Sherry	g	0-1	0-1	0-0	0	0	0	0	0	0	0	0	1
10	Kris Wooten	g	1-3	1-3	0-0	0	1	1	1	3	0	0	0	14
11	RJ Noord	g	0-0	0-0	0-0	0	0	0	2	0	1	0	0	2
14	Zac Ervin	g	3-7	1-4	0-0	0	3	3	2	7	0	0	0	19
23	Ben Daugherty	g	0-0	0-0	0-0	0	0	0	0	0	0	0	0	1
24	Reece Clark	g	0-0	0-0	0-0	0	0	0	0	0	0	0	0	1
25	Hunter Woods	g	0-4	0-4	0-0	0	2	2	3	0	1	1	2	21
30	Andrew Junkin	g	2-3	0-0	0-0	0	0	0	2	4	0	2	1	8
Team						0	2	2						
Totals			25-58	8-29	5-9	2	22	24	22	63	11	16	4	200
FG % 1st Half: 13-31		41.9%	2nd half: 12-27	44.4%	Game: 25-58	43.1%	Deadball Rebounds 2,1							
3FG % 1st Half: 3-14		21.4%	2nd half: 5-15	33.3%	Game: 8-29	27.6%								
FT % 1st Half: 0-0		0.0%	2nd half: 5-9	55.6%	Game: 5-9	55.6%								

### North Carolina 80 • 7-2,1-0 ACC

#	Player	Total		3-Ptr		Rebounds		PF	TP	A	TO	Blk	Stl	Min
		FG-FGA	FG-FGA	FT-FTA	Off Def Tot	PF	TP							
05	Armando Bacot	f	3-7	0-0	3-8	2	5	7	2	9	1	0	2	24
13	Dawson Garcia	f	6-12	2-4	8-10	2	5	7	2	22	1	3	0	32
01	Leaky Black	g	0-0	0-0	2-2	3	5	8	1	2	3	2	1	26
02	Caleb Love	g	7-14	4-7	4-4	0	5	5	2	22	1	4	0	34
04	RJ Davis	g	4-10	1-4	2-3	0	5	5	2	11	0	3	0	2
00	Anthony Harris	g	0-4	0-1	6-6	1	1	2	0	6	0	0	0	11
11	D'Marco Dunn	g	0-0	0-0	0-0	0	0	0	1	1	0	0	0	5
15	Rob Landry	g	0-0	0-0	0-0	0	0	0	0	0	0	0	0	1
22	Justin McKoy	g	0-1	0-0	2-2	0	1	1	0	2	0	0	0	5
24	Kerwin Walton	g	0-1	0-1	0-0	0	2	2	1	0	2	1	0	10
25	Creighton Lebo	g	0-0	0-0	0-0	0	0	0	0	0	0	0	0	1
30	Jackson Watkins	g	0-0	0-0	0-0	0	2	2	1	0	1	0	0	1
34	Duwe Farris	g	1-1	0-0	0-0	0	0	0	0	2	0	0	0	1
35	Ryan McAdoo	g	0-1	0-0	0-0	0	0	0	0	0	0	0	1	1
45	Brady Manek	g	0-6	0-6	0-0	2	2	4	1	4	1	3	0	18
Team						2	3	5						
Totals			23-59	7-23	27-35	15	33	48	14	80	11	16	3	200
FG % 1st Half: 10-34		29.4%	2nd half: 13-25	52.0%	Game: 23-59	39.0%	Deadball Rebounds 6							
3FG % 1st Half: 4-15		26.7%	2nd half: 3-8	37.5%	Game: 7-23	30.4%								
FT % 1st Half: 13-14		92.9%	2nd half: 14-21	66.7%	Game: 27-35	77.1%								

Officials: Jeremy Mosier,Trey Styons,Bert Smith  
Technical fouls: Elon-None. North Carolina-None.  
Attendance: 16607  
2021-22 Men's Basketball. Round: 0. Elon vs North Carolina. Played at Smith Ce

Score by periods	1st	2nd	Total
Elon	29	34	63
North Carolina	37	43	80

## Furman vs North Carolina 12/14/21 7:00 pm at Chapel Hill, NC

10

### Furman 61 • 7-4,0-0 SoCon

#	Player	Total		3-Ptr		Rebounds		PF	TP	A	TO	Blk	Stl	Min
		FG-FGA	FG-FGA	FT-FTA	Off Def Tot	PF	TP							
20	Jalen Slawson	f	5-14	2-6	0-0	0	6	6	3	12	7	2	1	37
03	Mike Bothwell	g	3-10	1-8	2-2	0	1	1	2	9	3	3	0	32
05	Marcus Foster	g	2-5	0-2	0-0	0	2	2	1	4	0	1	0	12
10	Alex Hunter	g	8-14	4-8	1-1	0	2	2	1	21	3	0	0	37
51	Conley Garrison	g	1-4	1-3	0-0	3	3	6	1	3	2	0	1	33
00	JP Pegues	g	0-2	0-1	0-0	0	0	0	2	0	0	0	1	0
01	Jaylon Pugh	g	0-0	0-0	0-0	0	0	0	0	0	0	0	0	7
11	Robert Swanson	g	0-0	0-0	0-0	0	0	0	0	0	0	0	0	1
13	Garrett Hien	g	2-4	0-0	0-0	0	1	1	2	4	1	0	0	1
14	Rett Lister	g	0-0	0-0	0-0	0	0	0	0	0	0	0	0	1
21	Ben Beeker	g	0-0	0-0	0-0	0	0	0	0	0	0	0	0	2
22	Joe Anderson	g	1-4	1-3	0-0	1	2	3	2	3	2	1	0	20
24	Alex Williams	g	1-2	1-2	0-0	0	1	1	1	3	0	0	0	7
35	James Repass	g	1-1	0-0	0-0	0	1	1	0	2	0	0	0	1
Team						0	2	2						
Totals			24-60	10-33	3-3	4	21	25	15	61	18	7	3	200
FG % 1st Half: 15-28		53.6%	2nd half: 9-32	28.1%	Game: 24-60	40.0%	Deadball Rebounds 0							
3FG % 1st Half: 8-15		53.3%	2nd half: 2-18	11.1%	Game: 10-33	30.3%								
FT % 1st Half: 1-1		100.0	2nd half: 2-2	100.0	Game: 3-3	100.0								

### North Carolina 74 • 8-2,1-0 ACC

#	Player	Total		3-Ptr		Rebounds		PF	TP	A	TO	Blk	Stl	Min
		FG-FGA	FG-FGA	FT-FTA	Off Def Tot	PF	TP							
05	Armando Bacot	f	7-12	0-1	0-0	4	8	12	2	14	2	1	1	0
13	Dawson Garcia	f	7-12	1-3	5-6	4	6	10	3	20	3	1	1	0
01	Leaky Black	g	4-5	1-1	0-0	0	5	5	1	9	1	0	0	1
02	Caleb Love	g	3-10	2-5	2-2	1	5	6	0	10	4	2	0	32
04	RJ Davis	g	2-8	0-3	2-5	0	3	3	1	6	7	1	0	0
00	Anthony Harris	g	1-3	0-0	0-0	0	0	0	2	2	1	0	0	13
03	Dontrez Styles	g	0-0	0-0	0-0	0	0	0	0	0	0	0	0	1
11	D'Marco Dunn	g	0-1	0-0	0-0	0	0	0	0	0	0	0	0	1
22	Justin McKoy	g	0-0	0-0	0-0	0	0	0	1	0	0	0	0	1
24	Kerwin Walton	g	0-0	0-0	0-0	0	0	0	0	0	0	0	0	7
45	Brady Manek	g	6-9	1-3	0-1	3	3	6	0	13	0	3	0	18
Team						0	2	2						
Totals			30-60	5-16	9-14	12	32	44	10	74	18	8	2	200
FG % 1st Half: 14-30		46.7%	2nd half: 16-30	53.3%	Game: 30-60	50.0%	Deadball Rebounds 2							
3FG % 1st Half: 3-7		42.9%	2nd half: 2-9	22.2%	Game: 5-16	31.3%								
FT % 1st Half: 8-12		66.7%	2nd half: 1-2	50.0%	Game: 9-14	64.3%								

Officials: Mark Schnur,Bill Covington Jr.,Ron Groover  
Technical fouls: Furman-None. North Carolina-None.  
Attendance: 14342  
2021-22 Men's Basketball. Round: 0. Furman vs North Carolina. Played at Smith

Score by periods	1st	2nd	Total
Furman	39	22	61
North Carolina	39	35	74

## North Carolina vs Kentucky 12/18/21 2:30 pm at Las Vegas, NV

11

### North Carolina 69 • 8-3,1-0 ACC

North Carolina 83-62, 20-10															
#	Player		Total		3-Ptr		Rebounds		PF	TP	A	TO	Blk	Stl	Min
			FG-FGA	FG-FGA	FT-FTA	Off	Def	Tot							
05	Armando Bacot	f	8-13	0-0	6-9	2	8	10	4	22	2	2	1	0	31
13	Dawson Garcia	f	2-6	0-1	2-3	2	3	5	3	6	0	1	0	0	22
01	Leaky Black	g	1-4	0-2	0-0	0	1	1	0	2	1	0	0	0	27
02	Caleb Love	g	2-8	0-2	4-4	0	2	2	2	8	0	4	0	0	27
04	RJ Davis	g	3-8	0-3	4-6	0	1	1	1	10	3	2	0	1	29
00	Anthony Harris		2-3	0-0	2-2	0	1	1	2	6	1	2	0	0	16
03	Dontrez Styles		0-0	0-0	2-2	0	2	2	0	2	0	0	1	0	7
11	D'Marco Dunn		2-4	0-1	0-0	0	0	0	0	4	0	0	0	1	10
22	Justin McKay		0-0	0-0	2-2	0	2	2	1	2	1	0	1	1	7
24	Kerwin Walton		0-1	0-1	0-0	0	0	0	0	1	1	0	0	0	8
45	Brady Manek		3-6	1-3	0-0	0	0	0	0	7	0	0	0	1	16
	Team					2	0	2							
Totals			23-53	1-13	22-28	6	20	26	13	69	9	12	3	4	200
FG % 1st Half: 10-27 37.0% 2nd half: 13-26 50.0% Game: 23-53 43.4%															
3FG % 1st Half: 0-6 0.0% 2nd half: 1-7 14.3% Game: 1-13 7.7%															
FT % 1st Half: 9-11 81.8% 2nd half: 13-17 76.5% Game: 22-28 78.6%															
Rebounds 3															

# 2021-22 BOX SCORES: GAMES 13-16



## North Carolina vs Boston College 01/02/22 1:00 pm at Boston, MA

13

### North Carolina 91 • 10-3,2-0 ACC

#	Player	Total		3-Ptr		Rebounds			PF	TP	A	TO	Blk	Stl	Min
		FG-FGA	FT-FTA	FG-FGA	FT-FTA	Off	Def	Tot							
05	Armando Bacot	f	6-9	1-1	5-5	3	8	11	3	18	2	1	1	3	29
13	Dawson Garcia	f	0-3	0-0	0-0	2	0	2	0	0	0	0	0	0	2
01	Leaky Black	g	0-0	0-0	0-0	0	6	6	2	0	5	1	1	1	23
02	Caleb Love	g	7-11	4-4	4-4	0	4	4	0	22	2	0	0	1	26
04	RJ Davis	g	5-5	2-2	5-5	0	3	3	2	17	3	2	0	0	28
00	Anthony Harris		1-2	0-1	0-0	0	0	0	2	2	2	2	0	0	14
03	Dontrez Styles		2-5	0-1	0-2	0	3	3	1	4	0	1	0	0	10
11	D'Marco Dunn		2-4	1-1	1-2	1	2	3	1	6	1	0	0	0	11
24	Kerwin Walton		2-7	1-4	0-0	0	2	2	5	1	0	0	0	1	19
25	Creighton Lebo		0-0	0-0	0-0	0	0	0	0	0	0	0	0	0	4
34	Duwe Farris		0-0	0-0	0-0	0	0	0	0	0	0	0	0	0	3
35	Ryan McAdoo		0-1	0-0	0-0	0	1	1	2	0	0	1	0	0	6
45	Brady Manek		7-14	2-7	1-1	1	6	7	1	17	1	1	0	0	25
Team						0	0	0							
Totals			32-61	11-23	16-19	7	35	42	16	91	17	9	2	6	200

FG % 1st Half: 16-34 47.1% 2nd half: 16-27 59.3% Game: 32-61 52.5%  
 3FG % 1st Half: 5-13 38.5% 2nd half: 6-10 60.0% Game: 11-23 47.8%  
 FT % 1st Half: 12-12 100.0 2nd half: 4-7 57.1% Game: 16-19 84.2%

Deadball  
Rebounds  
2

### Boston College 65 • 6-6,1-1 ACC

#	Player	Total		3-Ptr		Rebounds			PF	TP	A	TO	Blk	Stl	Min
		FG-FGA	FT-FTA	FG-FGA	FT-FTA	Off	Def	Tot							
12	Quinten Post	f	1-7	0-3	1-2	4	5	9	3	3	1	0	2	0	17
33	James Karnik	c	2-10	1-4	2-4	4	1	5	1	7	0	0	0	0	27
03	Jaeden Zackery	g	4-8	2-3	3-3	1	2	3	3	13	1	1	0	1	30
05	DeMarr Langford	g	3-10	0-0	2-2	0	3	3	2	8	2	2	0	1	33
11	Makai Ashton-Langfor	g	5-12	0-2	2-2	0	3	3	2	12	4	3	0	1	34
01	T.J. Bickerstaff		2-5	1-2	3-4	2	2	4	1	8	1	1	0	0	17
04	Kanye Jones		0-1	0-0	0-0	0	1	1	0	0	1	0	0	0	3
23	Andrew Kenny		0-1	0-1	2-2	0	0	0	0	2	0	0	0	0	4
24	Gianni Thompson		2-3	2-3	0-0	0	0	0	0	6	0	1	1	0	11
32	Justin Vander Baan		0-0	0-0	0-0	0	3	3	2	0	0	0	0	0	6
51	Brevin Galloway		2-10	2-10	0-0	0	0	0	2	6	2	0	0	0	18
Team						1	3	4							
Totals			21-67	8-28	15-19	12	23	35	16	65	12	8	3	3	200

FG % 1st Half: 6-36 16.7% 2nd half: 15-31 48.4% Game: 21-67 31.3%  
 3FG % 1st Half: 2-12 16.7% 2nd half: 6-16 37.5% Game: 8-28 28.6%  
 FT % 1st Half: 6-8 75.0% 2nd half: 9-11 81.8% Game: 15-19 78.9%

Deadball  
Rebounds  
3

Officials: Jerry Heater, Raymie Styons, Brian Dorsey  
 Technical fouls: North Carolina-None. Boston College-None.

Attendance: 5516

2021-22 Men's Basketball. Round: 0. Boston College vs North Carolina. Played at a

Score by periods	1st	2nd	Total
North Carolina	49	42	91
Boston College	20	45	65

## North Carolina vs Notre Dame 01/05/22 9:00 pm at Notre Dame, IN

14

### North Carolina 73 • 10-4,2-1 ACC

#	Player	Total		3-Ptr		Rebounds			PF	TP	A	TO	Blk	Stl	Min
		FG-FGA	FT-FTA	FG-FGA	FT-FTA	Off	Def	Tot							
05	Armando Bacot	f	9-13	0-0	3-4	2	15	17	3	21	0	4	1	0	37
45	Brady Manek	f	4-11	1-5	0-0	0	6	6	0	9	2	1	0	1	32
01	Leaky Black	g	2-5	0-0	0-0	1	6	7	2	4	2	1	0	0	30
02	Caleb Love	g	6-12	3-6	0-0	0	2	2	3	15	0	4	1	2	33
04	RJ Davis	g	6-12	3-7	4-4	0	3	3	2	19	5	2	0	1	39
00	Anthony Harris		2-3	1-1	0-0	0	0	0	2	5	0	1	0	0	18
03	Dontrez Styles		0-1	0-1	0-0	0	1	1	1	0	0	1	0	1	3
11	D'Marco Dunn		0-2	0-2	0-0	0	0	0	0	0	1	0	0	0	8
Team						2	1	3							
Totals			29-59	8-22	7-8	5	34	39	13	73	10	14	2	5	200

FG % 1st Half: 15-31 48.4% 2nd half: 14-28 50.0% Game: 29-59 49.2%  
 3FG % 1st Half: 1-9 11.1% 2nd half: 7-13 53.8% Game: 8-22 36.4%  
 FT % 1st Half: 4-4 100.0 2nd half: 3-4 75.0% Game: 7-8 87.5%

Deadball  
Rebounds  
0

### Notre Dame 78 • 8-5,2-1 ACC

#	Player	Total		3-Ptr		Rebounds			PF	TP	A	TO	Blk	Stl	Min
		FG-FGA	FT-FTA	FG-FGA	FT-FTA	Off	Def	Tot							
14	Nate Laszewski	f	7-11	6-7	0-0	1	7	8	0	20	1	1	0	0	35
20	Paul Atkinson Jr.	f	1-4	0-1	0-0	0	6	6	3	2	0	1	1	0	18
00	Blake Wesley	g	8-18	2-8	0-0	0	1	1	1	18	1	2	0	4	35
03	Prentiss Hubb	g	2-9	1-5	2-6	0	1	1	1	7	6	0	0	0	34
23	Dane Goodwin	g	7-11	0-3	3-3	0	4	4	1	17	3	0	0	1	35
02	Trey Wertz		1-4	1-3	0-0	0	3	3	1	3	4	1	0	1	19
05	Cormac Ryan		3-4	3-4	2-2	0	3	3	1	11	0	2	0	1	24
Team						0	1	1							
Totals			29-61	13-31	7-11	1	26	27	8	78	15	7	1	7	200

FG % 1st Half: 16-34 47.1% 2nd half: 13-27 48.1% Game: 29-61 47.5%  
 3FG % 1st Half: 7-19 36.8% 2nd half: 6-12 50.0% Game: 13-31 41.9%  
 FT % 1st Half: 0-0 0.0% 2nd half: 7-11 63.6% Game: 7-11 63.6%

Deadball  
Rebounds  
1

Officials: Doug Shows, Bill Covington Jr., Ted Valentine  
 Technical fouls: North Carolina-None. Notre Dame-None.

Attendance: 6259

2021-22 Men's Basketball. Round: 0. North Carolina vs Notre Dame. Played at Pu

Score by periods	1st	2nd	Total
North Carolina	35	38	73
Notre Dame	39	39	78

15

16

## NOVEMBER '21 SIGNEES



- Hubert Davis's first recruiting class includes Tyler Nickel of Massanutten, Va., Will Shaver of Birmingham, Ala., Seth Trimble of Menomonee Falls, Wis., and Jalen Washington of Gary, Ind.
- "The young men we want to sign have to be able to shoot and be versatile guys who can play multiple positions," says Davis. "We were specifically looking in this class for a point guard, a shooter with size and two big men who are versatile on both ends of the floor, and we were able to get all of that with these four players."




**Tyler Nickel** plays for Coach Carey Keyes at East Rockingham High School in Elkton, Va. "We knew we had to improve our shooting, and Tyler's not only a great shooter but a tremendous all-around player at his size," says Davis. "He's a wing that is outstanding defensively and competes hard on both ends of the floor. He is built to play on the biggest stage. He desperately wants to be on the floor against the best players and teams in the country. His relentless work ethic and skill give him a chance to be one of the best wings ever to play at UNC. I'll never have to coach effort or motivate Tyler to play hard on every possession because the passion to play is built into his character."



**Will Shaver** is home schooled. "Will is a versatile big," says Davis. "He can consistently score in the post with either hand and can shoot it well from three. He is effective in pick and roll and pick and pop situations, and he loves to pass. He's a really good passer out of the post, so when teams have to double team him, because he can score, he has the ability to find open shooters all over the floor. He holds a special place for me because he was the first 2022 kid to commit. And he's from Alabama and we've had a couple of players from there in Pete Chilcutt and Garrison Brooks, who were pretty good players for us."



**Seth Trimble**, the younger brother of J.P. Tokoto, who played for the Tar Heels from 2012-15, plays for Coach Jason Hallenbeck at Menomonee Falls High School. "Seth is the fastest point guard in the country with the ball," says Davis. "He's the most athletic point guard, combo guard in the country. As good as he is, his ceiling is ridiculous. He's the best on-the-ball defender I saw as we evaluated the class of 2022. Seth can pick up full court and create havoc on the defensive end and with his athleticism and speed he is almost impossible to stop at driving the ball into the paint. He is a true point guard in that he loves to get people involved."



**Jalen Washington** attends West Side High School and is coached by Ricky Carter. "Jalen is the best shooting big in the country in this class," says Davis. "His touch from 12-15 feet in the mid-post is outstanding. I can't remember a guy who will be coming into college who is that skilled. He is athletic, has great size and is a good passer. I've talked about wanting versatile bigs who can score in the post and are excellent offensive rebounders, and he can also defend guards on the perimeter. That's what I want and we got the best one."



# SINGLE-GAME UNC RECORDS



## TEAM, SINGLE GAME

**MOST POINTS SCORED:** 129 vs. VMI, 12/17/1994 (129-89); 129 vs. Manhattan, 12/27/1985 (129-45) in Miami  
**LARGEST WIN:** 84 vs. Manhattan, 12/27/1985 (129-45) in Miami  
**LARGEST WIN, ACC GAME:** 51 vs. NC State, 1/8/2017 (107-56)  
**LARGEST WIN, ACC ROAD GAME:** 38 at Wake Forest, 2/16/2019 (95-57)  
**MOST POINTS IN A LOSS:** 114 vs. Wake Forest, 12/20/2003 (114-119, 3 OT)  
**LARGEST LOSS:** 43 at Lynchburg Elks, 2/20/1915 (20-63)  
**LARGEST LOSS, ACC GAME:** 40 at Maryland, 2/22/2003 (56-96)  
**FEWEST POINTS:** 8 at NC State, 2/18/1926 (8-17)  
**FEWEST POINTS, ACC GAME:** \*20 vs. Duke, 3/4/1966 (20-21) in Raleigh  
**FEWEST POINTS IN SHOT CLOCK ERA (1985-86 to present):** 43 at Virginia, 2/27/2017 (43-53)  
**MOST POINTS IN A HALF:** 77 vs. VMI, 12/17/1994 (1st half: UNC led 77-42)  
**FEWEST POINTS IN A HALF:** 0 at Duke, 2/24/1979 (1st half: Duke led 7-0)  
**LARGEST HALFTIME LEAD:** 47 vs. Florida Atlantic, 12/19/2006 (UNC led 65-18)  
**MOST POINTS, BOTH TEAMS:** 233 vs. Wake Forest, 12/20/2003 (114-119, 3 OT)  
**FEWEST POINTS, BOTH TEAMS:** 24 vs. Elon, 1/11/1915 (15-9)  
**FEWEST POINTS, BOTH TEAMS IN SHOT CLOCK ERA:** 89 at NC State, 2/12/1997 (45-44)  
  
**MOST FIELD GOALS:** 57 vs. Manhattan, 12/27/1985 (57 of 78) in Miami  
**MOST COMBINED FIELD GOALS:** 90 vs. Wake Forest, 12/20/2003 (UNC 44, Wake Forest 46)  
**FEWEST FIELD GOALS, ACC GAME:** \*7 vs. Duke, 3/4/1966 (7 of 15) in Raleigh  
**MOST FIELD GOAL ATTEMPTS:** 102 vs. Clemson, 12/4/1954 (38 of 102)  
  
**HIGHEST FIELD GOAL PERCENTAGE:** ^.790 vs. Loyola Marymount, 3/19/1988 (49 of 62) in Salt Lake City  
**HIGHEST FIELD GOAL PERCENTAGE, ACC GAME:** .767 at Virginia, 1/7/1978 (33 of 43)  
**HIGHEST FIELD GOAL PERCENTAGE IN A HALF:** .941 at Virginia, 1/7/1978 (16 of 17, 2nd half) (*NCAA record*)  
**HIGHEST FIELD GOAL PERCENTAGE IN A LOSS:** ^.653 vs. Syracuse, 3/20/1975 (lost 76-78) in Philadelphia  
**HIGHEST FIELD GOAL PERCENTAGE IN A HOME LOSS:** .548 vs. Miami (Ohio), 2/21/1973 (lost 92-102)  
**LOWEST FIELD GOAL PERCENTAGE:** .245 vs. Oregon State, 12/30/1953 (12 of 49) in Raleigh  
**LOWEST FIELD GOAL PERCENTAGE IN A HALF SINCE 1980:** .200 at Georgia Tech, 1/16/2011 (5 of 25, 2nd half)  
**LOWEST FIELD GOAL PERCENTAGE IN A WIN:** .303 at William & Mary, 1/8/1957 (won 71-61)  
  
**MOST THREE-POINTERS:** 17 vs. Florida State, 1/25/1995 (17 of 25)  
**FEWEST THREE-POINTERS:** 0 five times, latest vs. Princeton, 12/13/1997 (0 for 4)  
**MOST COMBINED THREE-POINT FIELD GOALS MADE:** 31 vs. Kentucky, 12/27/1989 (UNC 10, Kentucky 21) in Louisville  
**MOST THREE-POINT ATTEMPTS:** 35 vs. Davidson, 1/8/2003 (13 of 35)  
**FEWEST THREE-POINT ATTEMPTS:** 1 vs. Fordham, 1/6/1988 (0 for 1) in Greensboro

**HIGHEST THREE-POINT PERCENTAGE (min. 10 three-pointers made):** .800 at Duke, 3/5/1983 (12 of 15)  
**HIGHEST THREE-POINT PERCENTAGE (min. 10 three-point attempts)** .800 at Duke, 3/5/1983 (12 of 15)  
**HIGHEST THREE-POINT PERCENTAGE (min. 20 three-point attempts)** .727 vs. Western Carolina, 12/6/2017 (16 of 22)  
**LOWEST THREE-POINT PERCENTAGE (min. 10 three-point attempts):** .056 vs. Michigan State, 11/26/2017 (1 of 18) in Portland, Ore.  
**HIGHEST PERCENTAGE OF MADE UNC FIELD GOALS FROM THREE:** .667 at Georgia Tech, 2/22/2002 (14 of 21 of FGM from three-point range)  
**HIGHEST PERCENTAGE OF UNC FIELD GOAL ATTEMPTS FROM THREE:** .608 vs. Clemson, 1/16/2018 (31 of 51 FGA from three-point range)  
  
**MOST FREE THROWS MADE:** 43 vs. South Carolina, Dec. 5, 1959 (43 of 53); 43 at NC State, 1/15/1957 (43 of 51) (*both tie ACC record*)  
**MOST COMBINED FREE THROWS:** 69 vs. Georgia Tech, 2/14/1970 (UNC 29, Georgia Tech 40) in Charlotte; 69 vs. NC State, 1/19/1954 (UNC 31, NC State 38)  
**MOST FREE THROW ATTEMPTS:** 59 vs. Clemson, 1/28/1998 (41 of 59); 59 at Clemson, Jan. 14, 1956 (33 of 59) (*both tie ACC record*)  
**FEWEST FREE THROWS MADE:** 2 six times, latest vs. Michigan, 12/1/21 (2 of 3)  
**FEWEST FREE THROW ATTEMPTS:** 3 vs. Michigan, 12/1/21 (2 of 3)  
**MOST FREE THROWS MISSED:** 26 vs. Belmont, 11/17/2013 (made 22 of 48); 26 at Clemson, 1/14/1956 (made 33 of 59)

**HIGHEST FREE THROW PERCENTAGE (min. 10 attempts):** 1.000 vs. Duke, 3/7/2015 (13 of 13); 1.000 at LSU, 2/10/1985 (13 of 13)  
**HIGHEST FREE THROW PERCENTAGE (min. 20 attempts):** .964 vs. Niagara, 12/30/1978 (27 of 28) in Rochester, N.Y.  
**HIGHEST FREE THROW PERCENTAGE (min. 30 attempts):** .919 vs. Syracuse, 2/26/2019 (34 of 37)  
**LOWEST FREE THROW PERCENTAGE (min. 10 attempts):** .167 vs. Duke, 1/17/1990 (2 of 12)

**MOST REBOUNDS:** 78 vs. Furman, 12/4/1956  
**MOST REBOUNDS, ACC GAME:** 74 vs. Clemson, 2/16/1968 in Charlotte  
**MOST OFFENSIVE REBOUNDS (since 1986-87):** 32 at Pittsburgh, 12/20/1993  
**MOST DEFENSIVE REBOUNDS (since 1986-87):** ^47 vs. Loyola Marymount, 3/19/1988 in Salt Lake City  
**FEWEST OFFENSIVE REBOUNDS (since 1986-87):** 1 vs. Pittsburgh, 2/14/2016  
**FEWEST REBOUNDS:** 10 at Duke, 2/24/1979

**MOST ASSISTS:** 41 vs. Manhattan, 12/27/1985 in Miami, Fla. (*ties NCAA record*); 41 vs. Rice, 12/2/1971  
**MOST ASSISTS, ACC GAME:** 34 vs. Virginia, 2/6/1968; 33 vs. Virginia, 2/23/1974 (assists became an official stat in 1968-69)

**MOST TURNOVERS:** 39 at Indiana, 12/12/1964  
**MOST TURNOVERS, ACC GAME:** 34 at NC State, 2/15/1966  
**FEWEST TURNOVERS:** 2 vs. Duke, 2/8/2018

**MOST BLOCKED SHOTS:** 18 vs. Stanford, 12/20/1985 (*ties ACC record*)  
**MOST BLOCKED SHOTS, ACC GAME:** 15 at Duke, 3/8/2008

**MOST STEALS:** 23 at Tulane, 2/14/1976  
**MOST STEALS, ACC GAME:** 21 vs. Clemson, 1/5/1977 in Greensboro

**MOST PERSONAL FOULS:** 38 vs. NC State, 1/19/1954  
**FEWEST PERSONAL FOULS:** 5 vs. Princeton, 12/22/1996

**MOST OVERTIMES:** 4 at Tulane, 2/14/1976 (W, 113-106) (*ties ACC record*)

**LARGEST COMEBACK BY UNC:** 22 vs. Wake Forest, 2/8/1992  
**LARGEST SECOND-HALF COMEBACK BY UNC:** 21 vs. Florida State, 1/27/1993  
**LARGEST COMEBACK BY UNC WITH UNDER A MINUTE TO PLAY:** 9 against James Madison, 11/24/1989, in Lahaina, Maui  
**LARGEST COMEBACK BY OPPONENTS:** 24 by Florida State, 1/22/2004  
**LARGEST SECOND-HALF COMEBACK BY OPPONENTS:** 22 by Maryland, 1/8/1997

## INDIVIDUALS, SINGLE GAME

**POINTS:** 49 by Bobby Lewis vs. Florida State, 12/16/1965  
**POINTS, ACC GAME:** \*45 by Lennie Rosenbluth vs. Clemson, 3/7/1957, in Raleigh  
**FIELD GOALS MADE:** 21 by Billy Cunningham vs. Tulane, 12/10/1964  
**FIELD GOALS MADE, ACC GAME:** 19 by Charlie Scott vs. Wake Forest, 1/17/1970  
**FIELD GOAL PERCENTAGE:** 1.000 by Brad Daugherty vs. UCLA, 11/24/1985 (13 of 13) (*ACC record, ties NCAA record*)  
**FIELD GOAL PERCENTAGE, ACC GAME:** 1.000 by Scott Williams vs. Virginia, 1/13/1990 (12 of 12) (*record for ACC game*)  
**THREE-POINTERS MADE:** 8 by Rashad McCants vs. Clemson, 3/2/2004; by Raymond Felton at NC State, 1/26/2003; by Shammond Williams at Georgia Tech, 2/8/1998; by Jeff McInnis at Clemson, 2/14/1996; by Dante Calabria vs. Florida State, 1/25/1995; by Hubert Davis at Florida State, 2/27/1992  
**THREE-POINTERS ATTEMPTED:** 14 by Rashad McCants at Florida State, 1/22/2004; 14 by Shammond Williams vs. Maryland, 1/8/1997; by Rick Fox vs. NC State, 2/6/1991; by Jeff Lebo vs. Iowa, 1/7/1989; by Jeff Lebo vs. Temple, 2/21/1988; by Kenny Smith vs. SMU, 12/30/1986  
**HIGHEST THREE-POINT PCT. (min. 5 made):** \*1.000 by Jason Capel vs. Clemson, 3/9/2001 (6 of 6), in Atlanta  
**FREE THROWS MADE:** 21 by York Larese vs. Duke, 12/29/1959, in Raleigh (*ties ACC record*)  
**FREE THROWS ATTEMPTED:** 24 by Billy Cunningham vs. Maryland, 1/13/1964; by Lennie Rosenbluth at Clemson, 1/14/1956  
**FREE THROW PERCENTAGE** 1.000 by York Larese vs. Duke, 12/29/1959 (21 of 21), in Raleigh (*ACC record, ties NCAA record*)  
**REBOUNDS:** 30 by Rusty Clark vs. Maryland, 2/21/1968  
**ASSISTS:** 18 by Raymond Felton vs. George Mason, 12/7/2003  
**BLOCKED SHOTS:** 10 by Brendan Haywood vs. Miami (Fla.), 12/4/2000  
**BLOCKED SHOTS, ACC GAME:** \*8 by Walker Kessler vs. Notre Dame, 3/10/2021 in Greensboro  
**STEALS:** 9 by7 Derrick Phelps at Georgia Tech, 2/2/1992

\* ACC Tournament, ^ NCAA Tournament, ~ NIT

# SMITH CENTER RECORDS



**UNC RECORD:** 443-81 (.845)  
**VS. ACC:** 225-63 (.781)  
**VS. NON-CONFERENCE:** 218-18 (.924)

## UNC RECORDS, SINGLE GAME

**MOST POINTS:** 129 vs. VMI, 12/17/94  
**FEWEST POINTS:** 46 vs. NC State, 2/24/2015  
**MOST COMBINED POINTS:** 233 vs. Wake Forest, 12/20/2003 (114-119) (3OT)  
**FEWEST COMBINED POINTS:** 92 vs. Princeton, 12/13/1997 (50-42)  
**MOST POINTS IN A HALF:** 77 vs. VMI, 12/17/1994 (1st half)  
**FEWEST POINTS IN A HALF:** 18 vs. NC State, 2/24/2015 (1st half); vs. Wake Forest, 1/27/1996 (1st half)  
**FEWEST COMBINED POINTS IN A HALF:** 39 – 1/26/1997 vs. Clemson (UNC 23, Clemson 16, first half)  
**LARGEST HALFTIME LEAD:** 47 vs. Florida Atlantic, 12/19/2006 (65-18)  
**LARGEST HALFTIME LEAD IN AN ACC GAME:** 33 vs. NC State, 1/8/2017 (56-23)  
**LARGEST HALFTIME LEAD BY OPPT. IN A UNC WIN:** 17 by Florida State, 1/27/1993 (UNC trailed 28-45, won 82-77)  
**LARGEST HALFTIME LEAD BY UNC IN A LOSS:** 12 vs. Maryland, 1/8/1997 (UNC led 50-38, lost 75-85)  
**UNC WHEN LEADING, TRAILING AND TIED AT THE HALF (THROUGH APP STATE)**  
... 368-18 when leading at the half  
... 63-57 when trailing at the half  
... 12-6 when tied at the half  
**LARGEST MARGIN OF VICTORY:** 68 vs. The Citadel, 2/18/1991 (118-50); vs. UNC Asheville, Nov. 30, 2008 (116-48)  
**MOST POINTS IN A LOSS:** 114 vs. Wake Forest, 12/20/2003 (114-119) (3OT)  
**LARGEST MARGIN OF DEFEAT:** 29 vs. Duke, 1/31/2002 (58-87)  
**MOST POINTS IN AN OVERTIME PERIOD:** 18 vs. Davidson, 12/21/2013 (UNC won, 97-85)  
**FEWEST POINTS IN AN OVERTIME PERIOD:** 2 vs. Wake Forest, 12/20/2003 (second OT) (Wake Forest won, 114-119, in 3 OT)  
**LARGEST MARGIN OF VICTORY IN OVERTIME:** 12 vs. Davidson, 12/21/2013 (UNC won, 97-85); vs. Virginia Tech, Feb. 2, 2013 (UNC won, 72-60)  
**MOST FIELD GOALS:** 53 vs. VMI, 12/17/1994  
**FEWEST FIELD GOALS:** 17 vs. Ohio State, 12/4/2019  
**HIGHEST FIELD GOAL PERCENTAGE:** .754 vs. Old Dominion, 12/1/1992 (43 of 57)  
**LOWEST FIELD GOAL PERCENTAGE:** .274 vs. Ohio State, 12/4/2019 (17 of 62)  
**HIGHEST FIELD GOAL PERCENTAGE IN A HALF:** .857 vs. Old Dominion, 12/1/1992 (24 of 28, 2nd half)  
**LOWEST FIELD GOAL PERCENTAGE IN A HALF:** .235 vs. Maryland, 1/19/2013 (8 of 34, 2nd half); vs. Akron, Dec. 14, 2003 (8 of 34, 2nd half)  
**THREE-POINT FIELD GOALS MADE:** 17 vs. Florida State, 1/25/1995  
**MOST COMBINED THREE-POINT FIELD GOALS MADE:** 29 – 16 by UNC, 13 by Virginia Tech, 1/21/2019  
**FEWEST THREE-POINT FIELD GOALS MADE:** 0 vs. Princeton, 12/13/1997 (0 for 4)  
**MOST THREE-POINT FIELD GOAL ATTEMPTS:** 35 vs. Davidson, 1/8/2003  
**HIGHEST THREE-POINT PERCENTAGE (MIN. 10 MADE):** .733 vs. Wake Forest, 2/22/2014 (11 of 15)  
**MOST FREE THROWS MADE:** 41 vs. Clemson, 1/28/1998  
**MOST FREE THROW ATTEMPTS:** 59 vs. Clemson, 1/28/1998  
**MOST COMBINED FREE THROW ATTEMPTS:** 88 – 45 by UNC, 43 by Kentucky (made 55), 12/1/42013  
**HIGHEST FREE THROW PERCENTAGE (MIN. 10 ATTEMPTS):** 1.000 vs. Duke, 3/7/2015 (13 of 13); 1.000 vs. Wake Forest, 2/24/1998 (12 of 12)  
**MOST REBOUNDS:** 72 vs. Nicholls, 12/19/2011  
**MOST ASSISTS:** 37 vs. VMI, 12/17/1994  
**MOST TURNOVERS:** 29 vs. Miami, 12/4/2000; 29 vs. Temple, 2/21/1988  
**FEWEST TURNOVERS:** 5 vs. Northern Iowa, 12/21/2016; vs. Florida State, 1/24/2015; Wake Forest, 1/30/1994  
**MOST BLOCKED SHOTS:** 15 vs. Northern Kentucky, 12/27/2013  
**MOST STEALS:** 21 vs. The Citadel, 11/24/1991

## OPPONENT RECORDS, SINGLE GAME

**MOST POINTS:** 119 by Wake Forest, 12/20/2003 (3OT)  
**FEWEST POINTS:** 39 by Clemson, 2/16/1995  
**LARGEST SCORING MARGIN IN A HALF:** 23 by Ohio State, 12/4/2019 (outscored UNC 22-45, 2nd half)  
**LARGEST HALFTIME LEAD:** 20 by Georgia Tech, 1/4/2020 (27-47)  
**MOST POINTS IN A HALF:** 61 by East Carolina, 12/15/2012 (2nd half)  
**FEWEST POINTS IN A HALF:** 12 by East Tennessee State, 12/8/2012 (1st half)  
**MOST POINTS IN AN OVERTIME PERIOD:** 17 by Duke, 2/3/2000 (Duke won, 86-90)  
**FEWEST POINTS IN AN OVERTIME PERIOD:** 2 by Wake Forest, 12/20/2003 (second OT) (Wake Forest won, 114-119, in 3OT)  
**LARGEST MARGIN OF VICTORY IN OVERTIME:** 9 by Georgia Tech, 2/10/1996 (Georgia Tech won, 83-92)  
**MOST FIELD GOALS:** 46 by Wake Forest, 12/20/2003 (3OT)  
**FEWEST FIELD GOALS:** 14 by Boston College, 2/19/2011; by NC Central, 11/11/2009; 14 by Virginia Tech, 2/16/2008

**HIGHEST FIELD GOAL PERCENTAGE:** .606 by NC State, 2/22/1992 (37 of 61)  
**LOWEST FIELD GOAL PERCENTAGE:** .234 by Miami, 12/4/2000 (18 of 77)  
**HIGHEST FIELD GOAL PERCENTAGE IN A HALF:** .692 by Duke, 3/9/2013 (18 of 26, 1st half)  
**LOWEST FIELD GOAL PERCENTAGE IN A HALF:** .176 by NC State, 1/12/2008 (6 of 34, 1st half)  
**MOST THREE-POINT FIELD GOALS:** 17 by Duke, 3/2/1997  
**FEWEST THREE-POINT FIELD GOALS MADE:** 0 by Jacksonville, 11/27/1990 (0 for 5); by Clemson, 2/28/1988 (0 for 4); by Virginia, 2/8/1987 (0 for 2); by Georgia Tech, 1/24/1987 (0 for 1)  
**MOST THREE-POINT FIELD GOAL ATTEMPTS:** 42 by Clemson, 1/15/1994  
**HIGHEST THREE-POINT PERCENTAGE (MIN. 10 MADE):** .647 by Florida State, 2/24/1996 (11 of 17)  
**MOST FREE THROWS MADE:** 30 by NC State, 2/21/1998  
**MOST FREE THROW ATTEMPTS:** 43 by Kentucky, 12/14/2013  
**HIGHEST FREE THROW PCT. (MIN. 10 ATTEMPTS)**  
1.000 by NC State, 2/25/2003 (22 of 22); 1.000 by Jacksonville, 12/15/1986 (11 of 11); 1.000 by Wake Forest, 2/15/2011 (10 of 10)  
**MOST REBOUNDS:** 54 by Iowa, 1/7/1989  
**MOST ASSISTS:** 29 by NC State, 2/22/1992  
**MOST TURNOVERS:** 33 by The Citadel, 11/24/1991  
**FEWEST TURNOVERS:** 4 by Wisconsin, 11/30/2011  
**MOST BLOCKED SHOTS:** 11 by UConn, 1/17/2004  
**MOST STEALS:** 17 by Miami, 1/7/2004

## TAR HEEL RECORDS, SINGLE GAME

**MOST POINTS:** 40 by Tyler Hansbrough vs. Georgia Tech, 2/15/2006 (freshman)  
**MOST FIELD GOALS MADE:** 16 by Antawn Jamison vs. Maryland, 2/14/1998  
**HIGHEST FG PERCENTAGE (MIN. 10 FIELD GOALS):** 1.000 by Scott Williams vs. Virginia, 1/13/1990 (12 of 12)  
**MOST THREE-POINT FG MADE:** 8 by Rashad McCants vs. Clemson, 3/2/2004; by Dante Calabria vs. Florida State, 1/25/1995  
**HIGHEST THREE-POINT FG PERCENTAGE (MIN. 5 MADE):** 1.000 by Joel Berry II vs. Duke, 3/4/17 (5 of 5)  
**MOST FREE THROWS MADE:** 20 by Tyler Zeller vs. Maryland, 2/29/2012  
**MOST FREE THROW ATTEMPTS:** 23 by Tyler Zeller vs. Maryland, 2/29/2012  
**BEST FREE THROW PERCENTAGE (MIN. 10 MADE):** 1.000 by Cole Anthony vs. Boston College, 2/1/2020 (14 of 14); by Tyler Hansbrough vs. NC State, 1/7/2006 (14 of 14)  
**MOST REBOUNDS:** 24 by Sean May vs. Duke, 3/6/2005  
**MOST ASSISTS:** 18 by Raymond Felton vs. George Mason, 12/7/2003  
**MOST BLOCKED SHOTS:** 10 by Brendan Haywood vs. Miami, 12/4/2000  
**MOST STEALS:** 8 by Derrick Phelps vs. Central Florida, 12/7/1991; by Tyler Hansbrough vs. UNC Asheville, 12/28/2005

## OPPONENT INDIVIDUAL RECORDS, SINGLE GAME

**MOST POINTS:** 37 by Lionel Simmons, LaSalle, 1/9/1988  
**MOST FIELD GOALS MADE:** 15 by Lionel Simmons, LaSalle, 1/9/1988  
**HIGHEST FG PERCENTAGE (MIN. 10 FIELD GOALS):** .917 by Randolph Morris, Kentucky, 12/2/2006 (11 of 12)  
**MOST THREE-POINT FG MADE:** 9 by Grayson Flittner, Gardner-Webb, 11/23/2009; by Drew Barry, Georgia Tech, 2/10/1996; by Dennis Scott, Georgia Tech, 1/28/1989  
**HIGHEST THREE-POINT FG PERCENTAGE (MIN. 5 MADE):** 1.000 by Allarik Freeman, NC State, 1/27/2018 (7 of 7); by John Mooney, Notre Dame, 2/12/2018 (6 of 6); by Jordan Swing, UAB, 12/12/2012 (5 of 5); by Geoff Brower, Florida State, 2/24/1996 (5 of 5)  
**MOST FREE THROWS MADE:** 17 by Zabian Dowdell, Virginia Tech, 2/13/2007 (OT)  
**MOST FREE THROW ATTEMPTS:** 19 by Zabian Dowdell, Virginia Tech, 2/13/2007 (OT)  
**BEST FREE THROW PERCENTAGE (MIN. 10 MADE):** 1.000 by Tyus Jones, Duke, 3/7/2015 (12 of 12)  
**MOST REBOUNDS:** 19 by John Mooney, Notre Dame, 1/15/2019; by Jordan Williams, Maryland, 2/27/2011; by Ed Horton, Iowa, 1/7/1989  
**MOST ASSISTS:** 17 by Muggsy Bogues, Wake Forest, 2/12/1986  
**MOST BLOCKED SHOTS:** 7 by Manny Bates, NC State, 1/23/2021; by Sharone Wright, Clemson, 2/17/1993  
**MOST STEALS:** 9 by Johnny Rhodes, Maryland, 2/6/1996



# 2021-22 PHOTO ROSTER



**0 - ANTHONY HARRIS**  
6-4, 195, R-So., G  
Woodbridge, Va.



**1 - LEAKY BLACK**  
6-8, 200, Sr., F  
Concord, N.C.



**2 - CALEB LOVE**  
6-4, 195, So., G  
St. Louis, Mo.



**3 - DONTREZ STYLES**  
6-6, 210, Fr., G/F  
Kinston, N.C.




**4 - RJ DAVIS**  
6-0, 175, So., G  
White Plains, N.Y.



**5 - ARMANDO BACOT**  
6-10, 240, Jr., F/C  
Richmond, Va.



**11 - D'MARCO DUNN**  
6-4, 185, Fr., G  
Tucson, Ariz.



**13 - DAWSON GARCIA**  
6-11, 235, So., F  
Prior Lake, Minn.



**14 - PUFF JOHNSON**  
6-8, 205, So., G  
Moon Township, Pa.



**15 - ROB LANDRY**  
6-3, 185, So., G  
Greensboro, N.C.



**22 - JUSTIN MCKOY**  
6-8, 220, Jr., F  
Raleigh, N.C.




**24 - KERWIN WALTON**  
6-5, 210, So., G  
Hopkins, Minn.



**25 - CREIGHTON LEBO**  
6-1, 170, So., G  
Greenville, N.C.




**30 - JACKSON WATKINS**  
6-0, 170, So., G  
Richmond, Va.



**34 - DUWE FARRIS**  
6-6, 215, Jr., F  
Charlotte, N.C.



**35 - RYAN McADOO**  
6-5, 210, R-Sr., F  
Boca Raton, Fla.



**45 - BRADY MANEK**  
6-9, 230, Gr., F  
Harrah, Okla.



**HUBERT DAVIS**  
Head Coach



**BRAD FREDERICK**  
Assistant Coach



**JEFF LEBO**  
Assistant Coach



**SEAN MAY**  
Assistant Coach



**ERIC HOOTS**  
Director of Operations



**JACKIE MANUEL**  
Director of Team &  
Player Development



**PAT SULLIVAN**  
Director of Recruiting



**JONAS SAHRATIAN**  
Director of Strength  
& Conditioning



**DOUG HALVERSON**  
Athletics Trainer



**BRANDON ROBINSON**  
Graduate Manager



**KIERSTEN STEINBACHER**  
Graduate Manager



# 2021-22 North Carolina Men's Basketball 14-Game Stats

through 1-5-2022

## Game Records

Record	Overall	Home	Away	Neutral
ALL GAMES	10-4	7-0	3-1	0-3
CONFERENCE	2-1	0-0	2-1	0-0
NON-CONFERENCE	8-3	7-0	1-0	0-3

## Score by Periods

Team	1st	2nd	OT	TOT
North Carolina	516	591	0	1107
Opponents	479	521	0	1000

## Team Box Score

No.	Player				Total		3-Point		F-Throw		Rebounds															
		GP-GS	MIN	AVG	FG-FGA	FG%	3FG-3FGA	3FG%	FT-FTA	FT%	OFF	DEF	TOT	AVG	PF	DQ	A	TO	BLK	STL	PTS	AVG				
5	BACOT, Armando	14-14	402:51	28.8	90-141	.638	1-3	.333	39-63	.619	39	107	146	10.4	39	1	24	25	22	14	220	15.7				
2	LOVE, Caleb	14-14	447:48	32.0	73-162	.451	30-68	.441	42-50	.840	3	50	53	3.8	22	0	46	35	3	19	218	15.6				
4	DAVIS, RJ	14-14	438:29	31.3	66-134	.493	25-55	.455	35-43	.814	1	49	50	3.6	29	0	50	29	0	13	192	13.7				
45	MANEK, Brady	14-2	353:41	25.3	67-136	.493	23-68	.338	17-22	.773	19	63	82	5.9	18	0	18	23	7	7	174	12.4				
13	GARCIA, Dawson	13-12	275:40	21.2	43-98	.439	11-24	.458	33-42	.786	28	43	71	5.5	26	1	10	19	3	5	130	10.0				
1	BLACK, Leaky	13-13	337:45	26.0	20-44	.455	2-7	.286	12-14	.857	13	51	64	4.9	18	0	28	11	6	7	54	4.2				
24	WALTON, Kerwin	13-1	225:19	17.3	19-54	.352	13-37	.351	0-0	.000	2	18	20	1.5	15	0	9	10	3	4	51	3.9				
0	HARRIS, Anthony	13-0	150:40	11.6	11-25	.440	2-4	.500	8-9	.889	2	3	5	0.4	17	0	8	10	0	1	32	2.5				
11	DUNN, D'Marco	9-0	47:10	5.2	5-15	.333	2-7	.286	1-3	.333	1	3	4	0.4	3	0	3	2	0	1	13	1.4				
34	FARRIS, Duwe	3-0	06:17	2.1	1-1	1.000	0-0	.000	1-2	.500	0	1	1	0.3	3	0	0	0	0	0	3	1.0				
3	STYLES, Dontrez	10-0	34:40	3.5	4-10	.400	0-2	.000	2-5	.400	1	8	9	0.9	3	0	0	3	1	2	10	1.0				
22	MCKOY, Justin	11-0	67:04	6.1	2-9	.222	1-2	.500	5-6	.833	5	9	14	1.3	7	0	6	5	2	1	10	0.9				
35	MCADOO, Ryan	2-0	06:39	3.3	0-2	.000	0-0	.000	0-0	.000	0	1	1	0.5	2	0	0	1	0	1	0	0.0				
30	WATKINS, Jackson	1-0	00:45	0.7	0-0	.000	0-0	.000	0-0	.000	0	2	2	2.0	1	0	1	0	0	0	0	0.0				
15	LANDRY, Rob	1-0	00:45	0.7	0-0	.000	0-0	.000	0-0	.000	0	0	0	0.0	0	0	0	0	0	0	0	0.0				
25	LEBO, Creighton	2-0	04:28	2.2	0-0	.000	0-0	.000	0-0	.000	0	0	0	0.0	0	0	0	0	0	0	0	0.0				
Team											18	20	38				2									
Total		14	2800		401-831	.483	110-277	.397	195-259	.753	132	428	560	40.0	203	2	203	175	47	75	1107	79.1				
Opponents		14	2800		382-897	.426	113-352	.321	123-173	.711	110	328	438	31.3	235	6	198	136	45	102	1000	71.4				

## Team Statistics

	UNC	OPP
<b>Scoring</b>	<b>1107</b>	<b>1000</b>
Points per game	79.1	71.4
Scoring margin	+7.6	-
<b>Field goals-att</b>	<b>401-831</b>	<b>382-897</b>
Field goal pct	.483	.426
<b>3 point fg-att</b>	<b>110-277</b>	<b>113-352</b>
3-point FG pct	.397	.321
3-pt FG made per game	7.9	8.1
<b>Free throws-att</b>	<b>195-259</b>	<b>123-173</b>
Free throw pct	.753	.711
F-Throws made per game	13.9	8.8
<b>Rebounds</b>	<b>560</b>	<b>438</b>
Rebounds per game	40.0	31.3
Rebounding margin	+8.7	-
<b>Assists</b>	<b>203</b>	<b>198</b>
Assists per game	14.5	14.1
<b>Turnovers</b>	<b>175</b>	<b>136</b>
Turnovers per game	12.5	9.7
Turnover margin	-2.8	-
Assist/turnover ratio	1.2	1.5
<b>Steals</b>	<b>75</b>	<b>102</b>
Steals per game	5.4	7.3
<b>Blocks</b>	<b>47</b>	<b>45</b>
Blocks per game	3.4	3.2
<b>Winning streak</b>	<b>0</b>	<b>-</b>
Home win streak	7	-
<b>Attendance</b>	<b>117829</b>	<b>23195</b>
Home games-Avg/Game	7-16833	4-5799
Neutral site-Avg/Game	-	3-10131

## Team Results

Date	Opponent		Score	Att.
11/09/2021	Loyola Maryland	W	83-67	14992
11/12/2021	Brown	W	94-87	16854
11/16/2021	at Col. of Charleston	W	94-83	5203
11/20/2021	vs Purdue	L	84-93	9176
11/21/2021	vs Tennessee	L	72-89	9100
11/23/2021	UNC Asheville	W	72-53	15710
12/01/2021	Michigan	W	72-51	19938
12/05/2021	at Georgia Tech	W	79-62	6217
12/11/2021	Elon	W	80-63	16607
12/14/2021	Furman	W	74-61	14342
12/18/2021	vs Kentucky	L	69-98	12117
12/21/2021	Appalachian St.	W	70-50	19386
01/02/2022	at Boston College	W	91-65	5516
01/05/2022	at Notre Dame	L	73-78	6259





# 2021-22 North Carolina Men's Basketball ACC Games

through 1-5-22

## Game Records

Record	Overall	Home	Away	Neutral
ALL GAMES	2-1	0-0	2-1	0-0
CONFERENCE	2-1	0-0	2-1	0-0
NON-CONFERENCE	0-0	0-0	0-0	0-0

## Score by Periods

Team	1st	2nd	OT	TOT
North Carolina	115	128	0	243
Opponents	90	115	0	205

## Team Box Score

No.	Player				Total		3-Point		F-Throw		Rebounds													
		GP-GS	MIN	AVG	FG-FGA	FG%	3FG-3FGA	3FG%	FT-FTA	FT%	OFF	DEF	TOT	AVG	PF	DQ	A	TO	BLK	STL	PTS	AVG		
4	DAVIS, RJ	3-3	102:07	34.0	19-28	.679	9-15	.600	12-12	1.000	0	11	11	3.7	7	0	13	7	0	2	59	19.7		
5	BACOT, Armando	3-3	102:52	34.3	22-33	.667	1-1	1.000	9-11	.818	8	33	41	13.7	9	0	6	10	3	5	54	18.0		
2	LOVE, Caleb	3-3	94:43	31.6	20-41	.488	10-17	.588	4-4	1.000	1	11	12	4.0	3	0	7	5	1	6	54	18.0		
45	MANEK, Brady	3-1	86:58	29.0	17-35	.486	6-18	.333	1-1	1.000	2	16	18	6.0	1	0	7	5	1	2	41	13.7		
1	BLACK, Leaky	3-3	80:33	26.9	4-7	.571	0-0	.000	1-1	1.000	1	14	15	5.0	6	0	8	3	1	2	9	3.0		
0	HARRIS, Anthony	3-0	46:52	15.6	4-7	.571	1-2	.500	0-0	.000	0	0	0	0.0	6	0	3	3	0	0	9	3.0		
11	DUNN, D'Marco	2-0	18:53	9.4	2-6	.333	1-3	.333	1-2	.500	1	2	3	1.5	1	0	2	0	0	0	6	3.0		
24	WALTON, Kerwin	2-0	26:14	13.1	2-7	.286	1-4	.250	0-0	.000	0	2	2	1.0	3	0	1	0	0	1	5	2.5		
3	STYLES, Dontrez	2-0	12:60	6.5	2-6	.333	0-2	.000	0-2	.000	0	4	4	2.0	2	0	0	2	0	1	4	2.0		
13	GARCIA, Dawson	2-2	14:36	7.3	0-4	.000	0-0	.000	2-2	1.000	3	0	3	1.5	2	0	1	1	0	0	2	1.0		
35	MCADOO, Ryan	1-0	05:54	5.9	0-1	.000	0-0	.000	0-0	.000	0	1	1	1.0	2	0	0	1	0	0	0	0.0		
34	FARRIS, Duwe	1-0	03:18	3.3	0-0	.000	0-0	.000	0-0	.000	0	0	0	0.0	0	0	0	0	0	0	0	0.0		
22	MCKOY, Justin	1-0	00:17	0.3	0-0	.000	0-0	.000	0-0	.000	0	0	0	0.0	0	0	0	0	0	0	0	0.0		
25	LEBO, Creighton	1-0	03:43	3.7	0-0	.000	0-0	.000	0-0	.000	0	0	0	0.0	0	0	0	0	0	0	0	0.0		
Team											3	1	4											
Total		3	600		92-175	.526	29-62	.468	30-35	.857	19	95	114	38.0	42	0	48	37	6	19	243	81.0		
Opponents		3	600		75-182	.412	27-75	.360	28-37	.757	17	66	83	27.7	40	0	35	28	7	21	205	68.3		

## Team Statistics

	UNC	OPP
<b>Scoring</b>	<b>243</b>	<b>205</b>
Points per game	81.0	68.3
Scoring margin	+12.7	-
<b>Field goals-att</b>	<b>92-175</b>	<b>75-182</b>
Field goal pct	.526	.412
<b>3 point fg-att</b>	<b>29-62</b>	<b>27-75</b>
3-point FG pct	.468	.360
3-pt FG made per game	9.7	9.0
<b>Free throws-att</b>	<b>30-35</b>	<b>28-37</b>
Free throw pct	.857	.757
F-Throws made per game	10.0	9.3
<b>Rebounds</b>	<b>114</b>	<b>83</b>
Rebounds per game	38.0	27.7
Rebounding margin	+10.3	-
<b>Assists</b>	<b>48</b>	<b>35</b>
Assists per game	16.0	11.7
<b>Turnovers</b>	<b>37</b>	<b>28</b>
Turnovers per game	12.3	9.3
Turnover margin	-3.0	-
Assist/turnover ratio	1.3	1.3
<b>Steals</b>	<b>19</b>	<b>21</b>
Steals per game	6.3	7.0
<b>Blocks</b>	<b>6</b>	<b>7</b>
Blocks per game	2.0	2.3
<b>Winning streak</b>	<b>0</b>	<b>-</b>
Home win streak	0	-
<b>Attendance</b>	<b>0</b>	<b>17992</b>
Home games-Avg/Game	0-0	3-5997
Neutral site-Avg/Game	-	0-0

## Team Results

Date	Opponent		Score	Att.
12/05/2021	at Georgia Tech	W	79-62	6217
01/02/2022	at Boston College	W	91-65	5516
01/05/2022	at Notre Dame	L	73-78	6259