

12 NCAA APPEARANCES / 13 NIT APPEARANCES (2 CHAMPIONSHIPS) /
17 ALL-ACC SELECTIONS / 10 ALL-AMERICANS / 20 NBA DRAFT PICKS

GAME 26

THE MATCHUP

VIRGINIA TECH HOKIES

15-10, 7-7 ACC

Head Coach: Mike Young (Emory & Henry, 1992)
Record at Virginia Tech: 46-33 (3rd Season)
Career Record: 345-277 (20th Season)
vs. Virginia: 1-5 (1-3 at VT)

VS

VIRGINIA CAVALIERS

16-9, 10-5 ACC

Head Coach: Tony Bennett (Green Bay, 1992)
Record at Virginia: 311-112 (13th Season)
Career Record: 380-145 (16th Season)
vs. Virginia Tech: 17-7

GAME 26 | VIRGINIA TECH vs. VIRGINIA - FEB. 14, 2022 | 7PM | ESPN | BLACKSBURG, VA. | CASSELL COLISEUM (8,925)



@HokiesMBB

BROADCAST INFORMATION

TV | ESPN

Dan Shulman, PxP
Cory Alexander, Analyst
Andraya Carter, Sideline

VIDEO STREAM

ESPN.com and ESPN app

RADIO | VT Sports Network

Tim Bickford, PxP
Mike Burnop, Analyst

LIVE STATS

stats.hokiesports.com



@UVMensHoops

PROJECTED STARTERS

Virginia Tech	Ht.	Wt.	Yr.	Hometown	PPG	RPG	Other
G 5 Storm Murphy	6-0	185	Gr.	Middleton, Wis.	8.4	1.8	45.1 FG% (79-175)
G 0 Hunter Cattoor	6-3	200	Jr.	Orlando, Fla.	10.6	4.0	Tied school record with 9 3FG at FSU
G 4 Nahiem Alleyne	6-4	195	Jr.	Buford, Ga.	10.2	3.0	Scored double figures in 3 straight
F 25 Justyn Mutts	6-7	230	Gr.	Millville, N.J.	10.4	7.6	Triple-dbl vs. Syracuse (12p, 14r, 11a)
F 22 Keve Aluma	6-9	235	r-Sr.	Berlin, Md.	15.5	6.2	7 games of 20 or more points

Virginia	Ht.	Wt.	Yr.	Hometown	PPG	RPG	Other
G 0 Kihei Clark	5-10	172	Sr.	Woodland Hills, Calif.	9.9	3.1	982 career points
G 2 Reece Beekman	6-3	181	So.	Baton Rouge, La.	7.3	3.8	Team-leading 53 steals
G 4 Armaan Franklin	6-4	204	Jr.	Indianapolis, Ind.	12.0	2.7	15 points in 1st meeting vs. VT
F 1 Jayden Gardner	6-6	246	Sr.	Wake Forest, N.C.	15.0	7.5	Scored double figures in 8 straight
C 22 Francisco Caffaro	7-1	242	r-Jr.	Santa Fe, Argentina	4.8	4.4	Team-high 16 points in 1st meeting

KEY STORYLINES

THE SERIES

- UVA owns a 96-57 advantage in the all-time series, which dates back to Feb. 20, 1915.
- The Hokies fell 54-52 to the Cavaliers in the first meeting of the season on Jan. 12 in Charlottesville.
- Tech snapped a four-game losing skid in the series last season, defeating the No. 8 Cavaliers 65-51 inside Cassell Coliseum.
- The Hokies are 30-24 against UVA in Blacksburg.
- A half point is up for grabs in the Smithfield Commonwealth Clash. Tech currently leads, 5-1.5.
- Tech and UVA are set to meet on "Big Monday" for the first time since Feb. 18,

2019 (UVA won 64-58 in Blacksburg).

A WIN WOULD...

- Mark the Hokies sixth straight ACC win and their longest winning streak of the season. It would be the longest winning streak for Tech in ACC play in program history.
- Be Coach Young's second win over UVA as head coach of the Hokies (1-3).
- Snap Virginia's four-game unbeaten streak, which is tied with Notre Dame for the second-longest active win streak in the ACC behind Tech's five-game streak.
- Move the Hokies to 5-0 in

February. The last time they opened February 5-0 was in the 2009-10 season.

HOKIE HEADLINES

- Justyn Mutts registered just the second triple-double in program history Saturday night vs. Syracuse, finishing with 12 points, 14 rebounds and 11 assists.
- Tech is shooting 41.5 percent from three this season, which is on pace to break the school record of 40.3 set in the 2016-17 season.
- The Hokies (9.4) and the Orange (8.9) rank first and second, respectively, in 3-pointers made per game among ACC programs.

2021-22 SCHEDULE

RECORD

15-10

ACC

7-7

NON-CONFERENCE

8-3

HOME

9-3

AWAY

5-5

NEUTRAL

1-2

Date	Opponent	TV	Time/Result
11/9	Maine	ACCNX	W, 82-47
11/12	at Navy ¹	CBSSN	W, 77-57
11/15	Radford	ACCNX	W, 65-39
11/18	St. Francis (Pa.)	ACCN	W, 85-55
11/21	Merrimack	RSN	W, 72-43
11/24	#9 Memphis ²	ESPN2	L, 61-69
11/26	#25 Xavier ²	ESPN2	L, 58-59

12/1	at Maryland ³	ESPN2	W, 62-58
12/4	Wake Forest [*]	ACCN	L, 61-80
12/8	Cornell	ACCN	W, 93-60
12/12	at Dayton	ESPN2	L, 57-62
12/17	St. Bonaventure ⁴	ESPN2	W, 86-49
12/22	at #2 Duke [*]	ESPN2	L, 65-76
12/29	at North Carolina [*]	ESPN2	PPD

1/1	Pittsburgh [*]	ESPNU	PPD
1/4	NC State [*]	ACCN	L, 63-68
1/12	at Virginia [*]	ESPN2	L, 52-54
1/15	Notre Dame [*]	ACCN	W, 79-73
1/19	at NC State [*]	ACCN	W, 62-59
1/22	at Boston College [*]	RSN	L, 63-68
1/24	at North Carolina [*]	ACCN	W, 68-78
1/26	Miami [*]	ACCN	L, 75-78
1/29	at Florida State [*]	ABC	W, 85-72

2/2	Georgia Tech [*]	ACCN	W, 81-66
2/5	at Pittsburgh [*]	ACCN	W, 76-71
2/7	Pittsburgh [*]	ACCN	W, 74-47
2/12	Syracuse [*]	ESPN2	W, 71-59
2/14	Virginia [*]	ESPN	7 PM
2/19	North Carolina [*]	ESPN/2	4 PM
2/23	at Georgia Tech [*]	ESPN/2	9 PM
2/26	at Miami [*]	RSN	3 PM

3/1	Louisville [*]	ESPN/2	9 PM
3/5	at Clemson [*]	RSN	2 PM
3/8-12	ACC Tournament ⁵	-	-

All Times Eastern

* - ACC Game

1 - Veterans Classic (Annapolis, Md.)

2 - NIT Season Tip-Off (Brooklyn, N.Y.)

3 - Big Ten/ACC Challenge (College Park, Md.)

4 - Basketball Hall of Fame Shootout (Charlotte, N.C.)

5 - New York Life ACC Tournament (Brooklyn, N.Y.)

CONTACT INFO

Brian Cox | Phone: (540) 250-0624

Email: bcox90@vt.edu

Associate AD, Creative Communications

Will Copeland | Phone: (757) 814-0930

Email: cwil199@vt.edu

Creative Communications Coordinator

QUICK FACTS

THE BASICS

University Name: Virginia Tech
Location: Blacksburg, Va.
Founded: 1872
Enrollment: 37,000
President: Dr. Timothy Sands
Director of Athletics: Whit Babcock
Nickname: Hokies
Mascot: HokieBird
Colors: Chicago Maroon and Burnt Orange
Affiliation: NCAA Division I
Conference: Atlantic Coast (18th Season)

COURT FACTS

Carilion Clinic Court at Cassell Coliseum
Normal Capacity: 8,925
Record in Arena: 633-207
Largest Crowd: 11,500 (vs. Purdue; Dec. 3, 1966)

INFORMATION

2020-21 Record: 15-7
Home/Away/Neutral: 10-2/3-3/2-2
Conference Record: 9-4
Home/Away: 6-1/3-3
Conference Finish: 3rd
Conference Tournament: Lost in quarterfinals
Starters Returning/Lost: 3/2
Letterwinners Returning/Lost: 7/5
Newcomers: 6

Total seasons: 114
First season: 1908-09
All-Time Record: 1,510-1,253
All-Time ACC Record: 134-167
All-Time ACC Tournament Record: 10-17
ACC Championship Game Appearances: 0
NCAA Tournament Appearances (Last): 12 (2021)
All-Time NCAA Record: 8-12



MEDIA INFORMATION

CREDENTIALS

Outlets interested in obtaining credentials to cover Virginia Tech basketball home games must apply for credentials via: media.hokiesports.com/credentials.

You may also email: bcox90@vt.edu.

All credentials for Virginia Tech home games this season will be issued on a single-game basis, and media seating is extremely limited.

INTERVIEW POLICY

During ACC play, Mike Young conducts weekly media press conferences, via Zoom. To request the Zoom link for a particular week, please email Brian Cox (bcox90@vt.edu).

Gamedays: Coach Mike Young and requested players will be available to the media following a 10-minute cooling off period after the game. For home games, interviews of Coach Young and players will be conducted in-person in the Cassell Coliseum media center.

Non-Gamedays: All coach and player interview requests need to be arranged through the Virginia Tech Creative Communications Office - contact Brian Cox (c. 540-250-0624; e: bcox90@vt.edu). Players and coaches should not be contacted directly under any circumstances.



2021-22 VIRGINIA TECH NUMERICAL ROSTER

No.	Name	Cl.	Pos.	Ht.	Wt.	Hometown	Previous School
0	Hunter Cattoor	Jr.	G	6-3	200	Orlando, Fla.	Bishop Moore
1	David N'Guessan	So.	F	6-9	205	De Lier, The Netherlands	Mt. Zion Prep
3	Sean Pedulla	Fr.	G	6-1	190	Edmond, Okla.	Edmond Memorial
4	Nahiem Alleyne	Jr.	G	6-4	195	Buford, Ga.	Mountain View
5	Storm Murphy	Gr.	G	6-0	185	Middleton, Wis.	Wofford
10	Camden Johnson	Fr.	G	6-1	175	Waxhaw, N.C.	Metrolina Christian Academy
11	Jalen Haynes	Fr.	F	6-8	250	Ft. Lauderdale, Fla.	Montverde Academy
13	Darius Maddox	So.	G	6-5	185	Bowie, Md.	Oak Hill Academy
14	Ben Varga	Fr.	G	5-10	170	Louisville, Ky.	St. Xavier
15	Lynn Kidd	So.	C	6-10	240	Gainesville, Fla.	Clemson
21	John Ojiako	Jr.	C	6-10	245	Lagos, Nigeria	Admiral Farragut (Fla.)
22	Keve Aluma	r-Sr.	F	6-9	235	Berlin, Md.	Wofford
25	Justyn Mutts	Gr.	F	6-7	230	Millville, N.J.	Delaware

COACHING & SUPPORT STAFF

Head Coach: Mike Young (Emory & Henry, 1986)

Record at VT: 46-33 (3rd Year)

Overall Record: 345-277 (20th Year)

Associate Head Coach: Mike Jones (1st Year)

Assistant Coach: Christian Webster (6th Year)

Assistant Coach: Kevin Giltner (3rd Year)

Chief of Staff: Stephanie Ballein (3rd Year)

Special Assistant for Recruiting: Matt Olinger (3rd Year)

Director of Player Personnel: Ryan Nadeau (4th Year)

Special Assistant to the Head Coach: Ace Custis (3rd Year)

Strength & Conditioning: David Jackson (14th Year)

Athletic Trainer: Hisham Ziyout (3rd Year)

PRONUNCIATION GUIDE

Hunter Cattoor	cuh-TOUR
David N'Guessan	GUH-sahn
Sean Pedulla	puh-DOOL-uh
Nahiem Alleyne	nah-HEEM ah-LEAN
Jalen Haynes	JAY-lin HAY-nes
Ben Varga	VAR-guh
John Ojiako	oh-GEE-ah-koh
Keve Aluma	kev-AYE ah-LOU-muh
Justyn Mutts	JUST-in

ROSTER BY CLASS

Freshmen (4)	Sophomores (3)	Juniors (3)	Seniors (3)
Jalen Haynes	Lynn Kidd	Nahiem Alleyne	Keve Aluma*
Camden Johnson	Darius Maddox	Hunter Cattoor	Storm Murphy^
Sean Pedulla	David N'Guessan	John Ojiako	Justyn Mutts^
Ben Varga			

* = Redshirt

^ = Graduate Student

SOCIAL



BY THE NUMBERS

20

The 2021-22 season is the **20th** of Mike Young's head coaching career. He has logged a 345-277 (.555) career record as the head whistle.

2

Tech has ascended to **No. 2** in the country for 3-point field-goal percentage (.415). The Hokies have shot over 40 percent from three in five of their last six games.

20

The Hokies have been sharing the rock well over the last six games, totaling **20** assists in three of those contests. They are averaging 17.8 assists per game over the last six outings.

NOTEWORTHY

DIME DROPPERS

- Virginia Tech tied its season high in assists for the second straight game, finishing with 20 against the Syracuse zone.
- The Hokies also totaled 20 assists against Pitt and Miami.
- Justyn Mutts dished out a career-high 11 dimes, as part of his first career triple-double. It was the first 10-plus assist outing since Wabissa Bede had 10 vs. Delaware State on Nov. 20, 2019.

STORM REACHES 1.5K

- Storm Murphy eclipsed the 1,500-point plateau in the Hokies' 76-71 win at Pitt.
- He became the eighth active ACC player to reach the milestone.

Name	Team	Points
Jayden Gardner	Virginia	1,835
Brady Manek	North Carolina	1,803
David Collins	Clemson	1,792
Kameron McGusty	Miami	1,652
Buddy Boenheim	Syracuse	1,631
Michael Devoe	Georgia Tech	1,577
Charlie Moore	Miami	1,550
Storm Murphy	Virginia Tech	1,525

FIRST-HALF FRENZY

- Tech has led at halftime in each of the five games in its current win streak, including by double digits in its last four.
- Last Monday night, the Hokies had seven players score in the first half, including four from deep.
- Pitt only scored 17 points in the first half, with 12 coming from Mouhamadou Gueye. That is the lowest tally of a Tech opponent in the first half all season.
- Tech connected on 18 of 24 field goals (75 percent) in the first half at Pitt. It was the Hokies' highest field-goal percentage in one half against an ACC opponent in program history. At one point, Tech connected on 13 straight field goals.

OWN THE BOARDS

- The Hokies have had plenty of success rebounding as of late, winning the rebound margin in three straight games and four of its last five entering the Syracuse game. The lone game that Tech didn't have the advantage on the glass was at Florida State, where the Hokies couldn't seem to miss and had a record-setting shooting performance.
- Against Pitt on Monday, Tech had a plus-17

margin on the boards and didn't give up an offensive rebound to an individual player on Pitt, just a team offensive board with 20 seconds remaining.

- The last time a Virginia Tech opponent failed to have an individual record an offensive rebound was on March 10, 2007, when NC State had zero.

KEVE AT HOME

- Through seven ACC games played inside Cassell Coliseum, Keve Aluma has led the Hokies in scoring in six of those contests.
- Aluma has had three 20-plus point performances (23 vs. Wake Forest, 24 vs. Georgia Tech, 20 vs. Syracuse) and is averaging 19.1 points and 6.3 rebounds at home in conference play, while shooting 57 percent from the field.

ALUMA, MUTTS MAKE HISTORY

- When Keve Aluma and Justyn Mutts both reached 1,000 career points in the same game (Feb. 2 vs. Georgia Tech), it marked the first time a pair of teammates accomplished that feat at the Division I level since Mississippi State's Aric Holman and Lamar Peters both hit 1,000 career points in the same game against Texas A&M on March 9, 2019.

PILLAR OF THE PROGRAM

- When asked about his assessment of Hunter Cattoor and the impact on the program, Coach Young responded, "Pretty damn good. Couldn't imagine life without him. He's a pillar of this program. He's one that we have built this program with. He may not pass the eye test at times, but you know what you're going to get. He's brilliant, just a smart basketball guy."

GET IT IN THE PAINT

- In Tech's two games against Notre Dame and NC State, the Hokies produced over 30 points in the paint, leading to two wins.
- When Tech scores 30 points in the paint, the team has an 8-2 record. The lone two losses were to Duke and North Carolina.

ON A ROLL

- Not many in the country have played better than Keve Aluma this season.
- The redshirt senior had scored double figures in 15 straight games entering the

Florida State game on Jan. 29. He scored a season-low four points against the Seminoles.

- It was the longest double-digit scoring streak by a Hokie since Zach LeDay put together 23 straight during the 2016-17 season.

MUTTS-SEE TV

- Justyn Mutts is one of the most dynamic players on the Tech roster. That was on full display vs. the Irish where Mutts dialed up a season-high 24 points. It tied for the most points he's scored in a Tech uniform (3/11/21 vs. North Carolina).
- However, rewind to Jan. 12 when he finished the UVA game with two points on 1-2 shooting, that didn't sit well with Coach Young.
- The two met prior to Thursday's (1/13) practice where Young asked Mutts what he needed of his head coach and what he could do to get Mutts going. "He's a terrific passer and he becomes so set in that and making the right pass instead of [having the mindset of] lay your ears back and go play," Young offered.
- In other words, when Mutts is the aggressor and more assertive, good things happen.

DOUBLE-DOUBLE KEVE

- Keve Aluma leads the Hokies with four double-doubles this season.

Dbl-Dbl	Opponent	Points	Rebounds
1	vs. Memphis	14	11
2	at Maryland	17	12
3	at Duke	25	10
4	at NC State	10	11

- Aluma has reached double-figure scoring in 21 of Tech's 25 games and double-figure rebounding in four games.

BENCH PRODUCTION

- Through 25 games, the Hokies' reserves are averaging 15.8 points per game.
- Tech has gone over the 30-point threshold four times, with a season-high 36 points coming against Maine and Cornell.
- The Hokies only managed 21 points in their five ACC games before going off for 17 at NC State.
- Tech had a season-high 32 bench points vs. an ACC foe (at Florida State, 1/29/22). Sean Pedulla led the way with a season-high 20

points.

- During the current four-game win streak, the Hokies are averaging 22.3 points from the bench.

DEGREES ON DEGREES

- Storm Murphy and Justyn Mutts are both in grad school at Virginia Tech.
- Murphy graduated from Wofford with a finance degree in May 2021 and is currently pursuing a graduate degree in leadership studies within the Agricultural and Life Sciences program at Virginia Tech.
- Mutts graduated with a psychology degree from Delaware and completed his master's degree at Tech in agricultural and life sciences with a concentration in education in May 2021. He's currently pursuing his second master's degree in educational psychology.
- Keve Aluma earned his first undergraduate degree in human development from Virginia Tech in May 2021 and is currently working on his second undergraduate degree in sociology.

PUT THE CLAMPS ON 'EM

- Through the first five games of the season, the Hokies held each of their opponents below 60 points. Their 61.88 scoring defense average ranks second in the ACC and 21st nationally.

Rank	School	Games Played	Points Allowed	Average
1	Virginia	25	1490	59.60
2	Virginia Tech	25	1547	61.88
3	Duke	25	1619	64.76
4	Notre Dame	25	1625	65.00
5	Pittsburgh	26	1728	66.46

- In addition to their scoring defense, the Hokies rank third in the ACC in field-goal percentage defense (.423).
- Tech held its first six opponents of the season below 40 percent shooting before Xavier shot 47.8 percent against the Hokies on Nov. 26.

OWNING THE ARC

- The 3-point line has been under new management 25 games into the 2021-22 season. Tech has owned the offensive side of the arc, ranking first in 3FG% (.415) among ACC programs and first in 3-pointers made per game (9.3).

WINNING THE TURNOVER BATTLE

- Through 25 games this season, Tech has won the turnover battle 16 times, posting an 11-5 record.
- The Hokies rank sixth in the ACC and 38th nationally in turnovers per game (11.0).

TECH SIGNS NO. 26 CLASS IN THE COUNTRY

- Coach Young announced the signing of three standout recruits during the early signing period, which began on Nov. 10. The Hokies are set to welcome MJ Collins (Rock Hill, S.C.), Patrick Wessler (Matthews, N.C.) and Rodney Rice (Clinton, Md.) to Blacksburg next summer as part of Tech's 26th-ranked recruiting class according to 247Sports.



STANDINGS

TEAM	OVERALL	ACC	PCT
1. Duke	21-4	11-3	.840
2. Notre Dame	18-7	11-3	.720
3. Miami	18-7	10-4	.720
North Carolina	18-7	10-4	.720
5. Wake Forest	20-6	10-5	.769
6. Virginia	16-9	10-5	.640
7. Virginia Tech	15-10	7-7	.600
8. Syracuse	13-12	7-7	.520
9. Florida State	13-11	6-8	.542
10. Louisville	11-13	5-9	.458
11. Pitt	10-16	5-10	.385
12. Boston College	9-14	4-9	.391
13. Clemson	12-13	4-10	.480
14. Georgia Tech	10-14	3-10	.417
15. NC State	10-16	3-12	.385

PREDICTED ORDER OF FINISH

TEAM (FIRST-PLACE VOTES)	POINTS
1. Duke (47)	1132
2. Florida State (14)	1034
3. North Carolina (5)	1001
4. Virginia (9)	949
5. Virginia Tech (5)	857
6. Louisville (1)	791
7. Syracuse	781
8. Notre Dame	599
9. NC State	555
10. Georgia Tech	524
11. Clemson	430
12. Miami	428
13. Wake Forest	274
14. Pitt	253
15. Boston College	112

PRESEASON ALL-ACC TEAM

First Team

Buddy Boeheim, Syracuse

Keve Aluma, Virginia Tech

Paolo Banchero, Duke

Armando Bacot, North Carolina

Isaiah Wong, Miami (Fla.)

Second Team

Michael Devoe, Georgia Tech

Kihei Clark, Virginia

Prentiss Hubb, Notre Dame

Mark Williams, Duke

Wendell Moore Jr., Duke

Malik Williams, Louisville

Caleb Love, North Carolina

PRESEASON ACC PLAYER OF THE YEAR

Paolo Banchero, Duke

PRESEASON ACC FRESHMAN OF THE YEAR

Paolo Banchero, Duke



REUNITED IN BLACKSBURG

- Keve Aluma, Storm Murphy and Coach Young spent two seasons (2017-19) together at Wofford, highlighted by their 2018-19 season that included a first-round win (84-68) over Seton Hall in the 2019 NCAA Tournament.
- Upon Aluma's and Young's departure from Wofford, Murphy stuck around in Spartanburg, South Carolina, guiding the Terriers to a 34-25 record.
- While together at Wofford, the trio combined for a 51-18 (.739) mark.

WHO IS THIS GUY?

- Keve Aluma only attempted one 3-pointer in his two seasons at Wofford. In Coach Young's words, "it wasn't even close."
- Fast forward two seasons and Aluma has become a post player with range from beyond the arc. He attempted 57 threes in his Hokie debut in 2020-21, knocking down 20 of them for a 35.1 percent clip.
- After going 2-16 through Tech's first eight games this season, Aluma knocked down four of his seven attempts from long range vs. Wake Forest.

JUSTYN TIME

- Coach Young has gone on record saying, "Justyn Mutts was probably the key to our year last year."
- The Delaware transfer was the Hokies' fourth-leading scorer from last season (9.5) and second-leading rebounder (6.4).
- From Dec. 29, 2020 through the end of the season, Mutts scored at least nine points in 11 of Tech's 14 games. The Millville, New Jersey native twice broke the 20-point plateau - at Miami (Fla.) (22) and vs. North Carolina (24) - during that stretch.

LOGGING THE MINUTES

- Storm Murphy logged 3,723 minutes in his career entering this season, which is the 16th-most of anyone in the country returning for 2021-22.
- He ranked ninth in that category among point guards.

Rk	Name	School	Minutes
1	Jacob Gilyard	Richmond	4,372
2	Jordan Bohannon	Iowa	4,304
3	Jahlil Jenkins	Stony Brook	4,287
4	Marreon Jackson	Arizona State	4,158
5	Jarrold West	Louisville	4,096
6	Holland Woods	Grand Canyon	3,973
7	Pinky Wiley	Hampton	3,917
8	Kevin Johnson	UIC	3,793
9	Storm Murphy	Virginia Tech	3,723
10	Geo Baker	Rutgers	3,686

GOOD THINGS COME IN THREES

- Tech has three fifth-year seniors on its roster in Keve Aluma, Storm Murphy and Justyn Mutts.

- They have combined for 10,203 minutes played, 374 games played and 3,610 points scored.

ALUMA-NATING

- After sitting out the 2019-20 season due to NCAA transfer policy, Keve Aluma bursted onto the scene in Blacksburg.
- He has steadily expanded his game to the point where he led the Hokies in multiple categories last season.

Stat	Total	Team Rank
Games Started	22	T1st
Field Goals Made	118	1st
Free Throws Made	78	1st
Points	334	1st
Rebounds	174	1st
Blocks	29	1st
Minutes	674	1st

IT'S IN THE NAME

- Storm Murphy's first name comes from his Mom's maiden name - Storm, in addition to being born in January during a snowstorm in Wisconsin.

TRACKING THE TREY

- Coach Young's last four teams at Wofford all finished inside the top 10, nationally, in 3-point field-goal percentage.
- With the additions of Storm Murphy and Sean Pedulla, Tech will look to make a big jump in this category in 2021-22.

Season	School	3FG%	Rank
2021-22	Virginia Tech	41.5	2nd
2020-21	Virginia Tech	35.4	95th
2019-20	Virginia Tech	35.2	81st
2018-19	Wofford	41.4	2nd
2017-18	Wofford	41.3	5th
2016-17	Wofford	40.3	7th
2015-16	Wofford	40.8	8th

BOLD PREDICTION

- During the Oct. 26 airing of "Nothing But Net," basketball analyst Luke Hancock picked Virginia Tech as his bold prediction to win the ACC regular season championship.
- Hancock cited bringing back a ton of veterans, including Keve Aluma, who he believes will make a run at ACC Player of the Year.

ELITE CHARGE TAKER CATTOOR

- Junior guard Hunter Cattoor drew a charge at North Carolina, running his season total to 11 charges drawn for the season. ~ h/t David Cunningham

The 2021-22 season marks the 20th for Mike Young as a head coach.



SPECIALTY STAT TRACKER

Opponent	Off TOs	Paint	2nd Chance	FB	Bench
Maine	22	42	8	2	36
at Navy	19	36	9	6	10
Radford	12	26	6	1	18
St. Francis (Pa.)	10	40	17	7	34
Merrimack	16	24	10	4	23
vs. Memphis	3	20	7	9	5
vs. Xavier	21	24	3	4	10
at Maryland	12	20	15	3	9
Wake Forest	10	28	6	4	7
Cornell	18	40	13	7	36
at Dayton	19	26	12	7	11
vs. St. Bonaventure	16	26	13	3	24
at Duke	13	36	8	4	2
NC State	12	28	11	4	7
at Virginia	3	20	2	3	2
Notre Dame	9	32	6	0	3
at NC State	11	34	13	7	17
at Boston College	11	26	4	2	8
at North Carolina	7	36	10	2	6
Miami	8	20	8	3	23
at Florida State	16	20	7	0	32
Georgia Tech	14	36	9	10	16
at Pittsburgh	17	20	9	2	17
Pittsburgh	9	30	6	4	24
Syracuse	17	26	4	11	14
Virginia					
North Carolina					
at Georgia Tech					
at Miami					
Louisville					
at Clemson					
ACC Tournament					

Total +/-	+24	+56	+27	-55	-11
Season Highs	22	42	17	11	36

FAST BREAK

Tech has registered **two** wins over Top-5 programs under head coach Mike Young - most recently an 81-73 win over No. 3 Villanova on Nov. 28, 2020.

THE OPPONENT

SCOUTING THE CAVALIERS



STAT LEADERS

Scoring	G-GS	Pts.	PPG
Jayden Gardner	25-25	373	14.9
Armaan Franklin	25-25	298	11.9

Rebounding	G-GS	Rebs.	RPG
Jayden Gardner	25-25	171	6.8
Kadin Shedrick	25-16	127	5.1

Assists	G-GS	Asts.	APG
Reece Beekman	25-25	123	4.9
Kihei Clark	25-25	103	4.1

Blocks	G-GS	Blks.	BPG
Kadin Shedrick	25-16	58	2.3
Reece Beekman	25-25	19	0.8

Steals	G-GS	Stls.	SPG
Reece Beekman	25-25	53	2.1
Armaan Franklin	25-25	33	1.3

ABOUT VIRGINIA

- Virginia is on a four-game winning streak, a run that includes an impressive win in Cameron Indoor Stadium against No. 7 Duke last Monday night. A late 3-pointer from Reece Beekman was the deciding factor in the Cavaliers' 69-68 win against the Blue Devils.
- The Cavaliers enter Monday night's showdown in the Cassell in fifth place in the ACC standings at 16-9 overall, 10-5 in league play.
- As is the standard under Tony Bennett, Virginia has the ACC's leading scoring defense and ranks 10th nationally in the same category.
- Jayden Gardner, a transfer from East Carolina, leads UVA in scoring at 14.9 points per game. He was held to four points on 2 of 10 shooting in the first meeting with Tech this season.
- Guard Reece Beekman ranks first in the league and second in the country in assist/turnover ratio (3.75) and second in the ACC in steals (2.1 per game).
- Virginia is 4-5 on the road this season with one of those losses coming in the Commonwealth, a 52-49 defeat to James

Madison on Dec. 7.

- The Cavaliers are led by three-time National Coach of the Year Tony Bennett. In his 13th season at the helm of Virginia, Bennett became the third coach in ACC history to lead his team to 10-straight winning conference seasons, joining Dean Smith and Mike Krzyzewski.


TEAM COMPARISON

VT	Stat	UVA
70.9	Points Per Game	63.4
61.9	Opponents Points Per Game	59.6
+9.0	Scoring Margin	+3.8
32.0	Rebounds Per Game	31.1
+1.5	Rebounding Margin	+0.4
.475	FG Percentage	.455
.423	FG Percentage Defense	.426
.415	3FG Percentage	.328
.327	3FG Percentage Defense	.347
9.3	3FG Made Per Game	5.3
.738	FT Percentage	.745
14.7	Assists Per Game	14.2
11.0	Turnovers Per Game	9.9

LAST TIME VS. VIRGINIA

- Virginia Tech narrowly fell to Virginia earlier this season, as the Cavaliers held the Hokies scoreless in the final 3:13 of the game for a 54-52 win.
- The Hokies had two good looks in the final possession, as Storm Murphy and Hunter Cattoor put up 3-pointers that didn't fall.
- Francisco Caffaro had a breakout performance against Tech, setting career highs in points (16) and rebounds (9).
- Keve Aluma continued his trend of dominating performances against the Cavaliers, as he led Tech in scoring with 22 points. In last year's meeting against Virginia, Aluma dropped 29 in a 65-51 win over the eighth-ranked Cavaliers.
- Virginia Tech's 52 points in the game on Jan. 12 is the lowest scoring tally for the Hokies this season.

LAST TIME OUT

Syracuse (13-12, 7-7 ACC) -vs- Virginia Tech (15-10, 7-7 ACC)															
02/12/22 at Cassell Coliseum, Blacksburg, VA															
Date: 02/12/22															
Time: 6:00 PM															
Attendance: 5,925															
Site: Cassell Coliseum, Blacksburg, VA															
Referee: Tony Christie, Raymie Sydes, Ted Valentine															
Syracuse 59															
#	Player	GS	MIN	FG	3PT	FT	ORB-DRB	REB	PF	A	TO	BLK	STL	PTS	
35	Bodheim, Buddy	*	39	8-19	4-10	1-2	0-2	2	1	3	3	0	1	21	
11	Grant II, Joseph	*	34	6-14	4-7	0-0	0-2	2	3	3	0	0	1	16	
21	Swisher, Cole	*	40	4-13	0-5	0-0	2-8	10	3	0	1	0	0	8	
00	Bodheim, Benny	*	37	2-9	2-5	0-0	2-4	6	4	2	2	0	0	6	
05	Anslem, Frank	*	36	3-6	0-0	0-2	5-10	15	3	1	0	2	0	6	
18	Toranzo, Dylan	*	27	1-2	0-0	0-0	0-0	0	4	1	0	0	0	2	
34	Sidde, Bourama	*	4	0-0	0-0	0-0	0-2	2	3	0	1	1	0	0	
03	Sidde, Sean	*	19	1-5	1-4	0-0	0-0	0	2	2	1	0	1	3	
13	Williams, Benny	*	3	0-1	0-0	0-0	0-1	1	0	0	0	0	0	0	
33	TECH	*	0	0-0	0-0	0-0	0-0	0	0	0	0	0	0	0	
Totals		*	200	34-64	10-27	1-4	10-31	41	18	9	11	3	2	59	
Team Summary		FG		3PT		FT		ORB-DRB		REB		PF		A	
First Half		13-29		4-8		1-2		1-3		3		1		2	
Second Half		12-35		34.3%		6-19		31.6%		0-2		0.0%		0	
Total		26-64		40.6%		10-27		37.5%		1-4		25.0%		0	
Technical Fouls: none		Second Chance Points: 4		Score Tied: 2 time(s)		Points in the Paint: 16		Fast Break Points: 1		Lead Changed: 7 time(s)		Points off Turnovers: 1		Bench Points: 2	
Virginia Tech 71															
#	Player	GS	MIN	FG	3PT	FT	ORB-DRB	REB	PF	A	TO	BLK	STL	PTS	
22	Aluma, Keve	*	36	7-13	0-0	6-8	1-4	5	1	0	1	2	2	20	
00	Cattoor, Hunter	*	32	3-10	3-10	5-6	0-7	7	2	2	1	0	2	14	
25	Murphy, Storm	*	38	5-10	0-0	2-2	4-10	14	1	1	1	1	0	12	
04	Alleyne, Nathane	*	31	4-8	1-4	2-2	0-2	2	0	1	0	0	0	11	
05	Hughes, Storm	*	14	0-4	0-0	0-0	0-3	2	1	1	0	0	0	0	
13	Madison, Darius	*	24	3-6	3-5	1-1	0-3	3	1	3	1	1	1	10	
03	Podulva, Sean	*	19	1-5	1-4	0-0	0-0	0	2	2	1	0	1	3	
01	Wright, David	*	6	0-0	0-0	1-2	3-2	3	1	0	1	0	1	1	
33	TECH	*	0	0-0	0-0	0-0	0-0	0	0	0	0	0	0	0	
Totals		*	200	32-60	9-27	17-21	9-32	41	9	20	4	8	6	71	
Team Summary		FG		3PT		FT		ORB-DRB		REB		PF		A	
First Half		14-34		41.2%		7-18		38.9%		4-5		80.0%		0	
Second Half		18-26		69.2%		10-11		90.9%		13-16		81.25%		0	
Total		32-60		53.3%		17-29		58.6%		17-21		81.0%		0	
Technical Fouls: none		Second Chance Points: 4		Score Tied: 2 time(s)		Points in the Paint: 26		Fast Break Points: 11		Lead Changed: 7 time(s)		Points off Turnovers: 17		Bench Points: 14	

2021-22 HONORS WATCH



Keve Aluma

Naismith Memorial Basketball Hall of Fame

- Karl Malone Award Watch List

ACC Preseason Voting

- First-Team All-ACC

The Athletic

- College Basketball's Top-20 Bigs - No. 18

ESPN

- MBB Top-25 Players for 2021-22 - No. 19

Lute Olson Award

- Lute Olson Award Preseason Watch List
- Lute Olson Award Mid-Season Watch List

Wooden Award

- Wooden Award Preseason Watch List

Nahiem Alleyne

NIT Season Tip-Off

- All-Tournament Team

Hunter Cattoor

Basketball Hall of Fame Shootout

- Most Valuable Player



Hunter Cattoor was named MVP of the Basketball Hall of Fame Shootout vs. St. Bonaventure after delivering a career-high 21 points on 6-of-7 shooting.

THIS IS HOME

- Shout-out to David Cunningham of Tech Sideline for the below excerpt from an interview he had with Justyn Mutts.



MOMENTUM ON OUR SIDE

- With its third-place finish in the regular-season standings in 2020-21, Tech has finished in the top five of the ACC two of the last three seasons.
- Placing third tied for the highest ACC finish in school history as the Hokies tied for third in 2006-07 and 2009-10.
- If Tech can post a top-five ACC finish this season, it would mark the third time in four years accomplishing that feat.

Season	Head Coach	Record (Conf.)	Finish
2018-19	Buzz Williams	26-9 (12-6)	5th
2019-20	Mike Young	16-16 (7-13)	T10th
2020-21	Mike Young	15-7 (9-4)	3rd
2021-22	Mike Young	15-10 (7-7)	-

- The Hokies charted five top-five ACC finishes in seven years from 2004-05 to 2011-12.

HOKIES IN PRIMETIME

- If you're a night owl, then the Hokies' 2021-22 schedule will be right up your ally.
- Tech is set to appear in at least 11 games this season with an official start time of 8 p.m. or later. Seven of those games will tip at 9 p.m. or later.

PROGRAM WIN NO. 1,500

- Virginia Tech earned its 1,500th program win Nov. 21 vs. Merrimack, becoming the 90th men's basketball program in Division I history to achieve the mark.
- Tech joined ACC counterparts North Carolina, Duke, Syracuse, Notre Dame, NC State, Louisville, Virginia, Pitt and Wake Forest as the 10 conference programs that have reached the milestone.

NATIONAL POLLS

ASSOCIATED PRESS POLL

Updated: Feb. 6

Rank	School	Record	Points
1	Auburn (48)	22-1	1506
2	Gonzaga (13)	19-2	1477
3	Purdue	20-3	1329
4	Arizona	19-2	1300
5	Kentucky	19-4	1288
6	Houston	20-2	1205
7	Duke	19-3	1179
8	Kansas	19-3	1173
9	Texas Tech	18-5	947
10	Baylor	19-4	921
11	Providence	20-2	899
12	UCLA	16-4	881
13	Illinois	17-5	818
14	Wisconsin	18-4	706
15	Villanova	17-6	634
16	Ohio State	14-5	628
17	Michigan State	17-5	536
18	Marquette	16-7	522
19	Tennessee	16-6	377
20	Texas	17-6	294
21	USC	19-4	278
22	Saint Mary's	19-4	185
23	Murray State	22-2	178
24	UConn	15-6	118
25	Xavier	16-6	91

Receiving Votes: Wyoming 82, Arkansas 74, Iowa State 48, Davidson 35, Boise State 22, Wake Forest 21, Alabama 18, Loyola Chicago 13, LSU 11, Indiana 11, Iowa 7, Oregon 5, San Francisco 3, Notre Dame 3, Ohio 2

Dropped from Rankings: Iowa State 20, LSU 25

USA TODAY COACHES' POLL

Updated: Feb. 6

Rank	School	Record	Points
1	Gonzaga (18)	19-2	786
2	Auburn (14)	22-1	782
3	Purdue	20-3	698
4	Kentucky	19-4	682
5	Arizona	19-2	666
6	Duke	19-3	649
7	Houston	20-2	605
8	Kansas	19-3	602
9	Texas Tech	18-5	481
10	Baylor	19-4	478
11	Providence	20-2	477
12	UCLA	16-4	424
13	Illinois	17-5	411
14	Wisconsin	18-4	389
15	Villanova	17-6	368
16	Ohio State	14-5	308
17	Michigan State	17-5	280
18	Tennessee	16-6	231
19	Marquette	16-7	193
20	Texas	17-6	157
21	USC	19-4	148
22	Saint Mary's	19-4	89
23	UConn	15-6	85
24	Murray State	22-2	68
25	Wake Forest	19-5	51

Receiving Votes: Wyoming 44, Xavier 35, Iowa State 34, Alabama 28, Arkansas 27, Davidson 24, Boise State 21, Loyola Chicago 15, Colorado State 15, Notre Dame 10, Miami 9, Oregon 7, New Mexico State 5, TCU 4, LSU 4, San Francisco 3, Indiana 3, SMU 2, Seton Hall 2

Dropped from Rankings: Iowa State 22, Xavier 23, LSU 25

TRACKING TECH

	AP	Coaches
Preseason	RV	RV
11/15	RV	-
11/22	RV	RV
11/29	RV	-
12/6	-	-
12/13	-	-
12/20	RV	-
12/27	-	-
1/3	-	-
1/10	-	-
1/17	-	-
1/24	-	-
1/31	-	-
2/7	-	-
2/14	-	-
2/21	-	-
2/28	-	-
3/7	-	-
3/14	-	-
Final	-	-

Ratings Tracker (through Feb. 12)

ESPN.com BPI	21
KenPom.com	28
NCAA NET Rankings	44
Sagarin	31

Virginia Tech's "Best" NET Wins:

63 - Notre Dame
83 - Syracuse
88 - St. Bonaventure
97 - Florida State



NOTEWORTHY

STORM WARNING

- Grad student Storm Murphy takes over the reins at point guard following the graduation of Wabissa Bede.
- The Wofford transfer averaged 17.8 points, 3.3 rebounds and 4.3 assists last season. He was one of only 11 players to average that stat line or better nationally.
- Murphy tallied double figures in 21 of 24 contests, including 10 20-point performances, and dished over five assists on eight occasions.
- He concluded his Wofford career with 1,315 points to finish 24th on the program's all-time scoring list.
- The First-Team All-SoCon selection will provide a scoring threat from outside, as he shot 40 percent from three last season.
- Murphy knocked down 70 3-pointers a year ago. In comparison, Bede connected on 12 with a 24.5 percent clip.

DANCIN' IN YEAR TWO

- In previous seasons in Virginia Tech history, the fastest head coach to make the NCAA Tournament was in Year Three. Those Hokies were Howie Shannon, Charlie Moir and Buzz Williams.
- Therefore, with Mike Young doing so in Year Two, he became the fastest Tech coach to make The Dance.

HOKIE CENSUS

- Tech has 13 players on the squad who represent eight states and two international countries (Netherlands, Nigeria).
- Florida leads the way with three players – Hunter Cattoor, Lynn Kidd and Jalen Haynes – while Maryland has two players – Keve Aluma and Darius Maddox.

BOUNCEBACK MENTALITY

- Tech doesn't lose back-to-back games as it did against Memphis and Xavier, often.
- Young and the Hokies were 5-1 last season after a loss with their lone back-to-back losing skid coming at the end of the season to North Carolina in the ACC Tournament and Florida in the NCAA Tournament.
- In 2019-20, Young had five wins following a loss.

50 SPOT

- Tech shot over 50 percent in a game five times during the 2020-21 season - going 5-0.
- Since Young got to Blacksburg, the Hokies are 20-2 in contests shooting 50 percent or greater - only losses: vs. BYU (11/27/19) and vs. Miami (1/26/22).
- Since the 2010-11 season, Tech is 91-13 when shooting 50 percent or better.

LEADING AT THE BREAK

- Over the last two seasons, Tech is 26-5 when leading at halftime, with two of the losses coming against North Carolina and Florida to end the 2020-21 season.
- The Hokies are 39-9 in the Mike Young era when up at half.

GREEN-LIGHTED FROM THREE

- With the potential lineup of Storm Murphy, Hunter Cattoor, Nahiem Alleyne, Justyn Mutts and Keve Aluma, all five of those players have the green light from distance.
- The last team Coach Young had with this type of threat from deep was his 2018-19 Wofford squad, which ranked second nationally in 3-point accuracy (41.4). The Terriers finished 30-5 that season, including an unbeaten mark in SoCon action, and reached the second round of the 2019 NCAA

Tournament.

RANKED WINS BECOMIN' COMMON

- Tech had four ranked wins last season, tying the most-ever in school history (set 2017-18).

REACH OUR POTENTIAL

- When asked how he'd define success for this season, Coach Young expressed he wanted the Hokies to reach their potential.
- "That will be a real success for me," he said, "And I'll get back to the mountains of North Carolina this spring and fish with a big smile on my face."


ACC POY CONVERSATION

- Keve Aluma is undoubtedly in the conversation for ACC Player of the Year heading into the 2021-22 season.
- The 6-foot-9 forward was a Second-Team All-ACC pick last season, four points behind Virginia's Sam Hauser for the final spot on the first team.
- With the entire All-ACC first team gone, Aluma is the leading returning point getter from the all-conference voting a year ago.

Finish	Player	School
6th	Keve Aluma	Virginia Tech
12th	Isaiah Wong	Miami
14th	Prentiss Hubb	Notre Dame
15th	Armando Bacot	North Carolina

PREGAME VIBES

- Curious what Mike Young may listen to in the locker room pregame? During the Dec. 7 airing of Packer and Durham, Young pointed out he and David Jackson (Tech's strength and conditioning coach) listen to Pearl Jam, Bruce Springsteen and Rolling Stones prior to the team returning to the locker room.



CASSELL COLISEUM - RENDERING OF PROPOSED \$75 MILLION-PLUS RENOVATION OF VIRGINIA TECH'S HOME VENUE

REACH FOR EXCELLENCE


- Virginia Tech announced on April 20, 2021 a \$400 million fundraising campaign to propel Hokie sports to the forefront of the Atlantic Coast Conference, prepare generations of student-athletes for success in life, and raise the university's profile nationwide.
- The campaign will leverage the momentum of recent successes on the field and in fundraising, such as adding about 10,000 more Hokie Club members in the past five years and opening the Student-Athlete Performance Center, thanks to a record gift. Still, leaders acknowledged that the athletics enterprise needs an infusion of revenue in order to compete at the top of the ACC.
- The budget increase will support athletics in three primary areas: facilities, coaching, and the student-athlete experience.



- The Reach for Excellence campaign has five main pillars, which are:
 - A football enhancement fund to build a program that consistently competes at the top of the ACC, by allotting \$30 million over time for recruiting, assistant coaches' salaries, quality-control coaches, player development, and capital needs.
 - Renovations to improve Cassell Coliseum, with at least \$50 million to be raised privately.
 - The Drive for 25 initiative to increase Hokie Club membership to 25,000 and raise \$20 million annually for student-

athlete scholarships.

- Striving for comprehensive excellence for all sports by providing operating expenses, facility improvements, nutritional and strength and conditioning programs, and more.
- Increasing the number of student-athlete scholarship endowments to expand capacity to support students and broaden reach in recruiting.
- When it's filled with nearly 10,000 fans cheering the Hokies to victory in the last seconds of a basketball game, Cassell Coliseum is an amazing sight. But when it's empty, the home of Virginia Tech basketball, volleyball, and wrestling shows its age. Built in the early 1960s, the Coliseum is due for an extensive renovation.
- Plans call for a completely redesigned experience, including:
 - A new glass entrance along Washington Street
 - Extended concourse areas along both sides to allow fans easier access to different sections of the coliseum
 - The addition of high-end premium seating areas, including club seating and luxury suites on both sides
- This much-needed \$75 million-plus project, helped by at least \$50 million in private support, would create one of the best home venues in the ACC.



"HOKIE TRACKS" ↓ ↓

COMMENTS THAT LEFT AN IMPRESSION

"This team isn't getting the same amount of attention as other teams in the ACC, but it's likely going to start three fifth-year seniors and two juniors. That type of experience can't be understated."

- Jon Rothstein, College Hoops Today

"Keep an eye baby on the Hokies."

- Dick Vitale, ESPN

"Just so good to have him here. He affects a lot of things. He affects the energy of practice, he affects the winning culture and he's been a part of a lot of winning. I've so thoroughly enjoyed coaching him for his first two years. He's a star. You'll see him coming here in a second and he'll look like your paper boy [...]."

- Mike Young on Storm Murphy

"He has as high a basketball IQ as I've been around in 36 years. He's a dynamic athlete. He came to us as a good basketball player, but he's grown by leaps and bounds through his game, his ability to shoot, his ability to make plays off the bounce. [...] Justyn Mutts was probably the key to our year last year. As good as Keve was, as good as Wabissa Bede was. Justyn Mutts is a difference maker."

- Mike Young on Justyn Mutts

2021-22 RANKING SUMMARY

Statistic	National Conference Rank		Value	National Leader	Value	Conference Leader	Value
3-pt Field Goal Attempts (350 ranked)	124	6	562	Eastern Ky.	885	NC State	632
Assist Turnover Ratio (350 ranked)	36	5	1.34	Iowa	1.85	Duke	1.59
Assists Per Game (350 ranked)	76	5	14.7	Arizona	20.1	Duke	17.1
Blocked Shots Per Game (350 ranked)	172	10	3.2	Auburn	8.4	Duke	5.5
Defensive Rebounds per Game (350 ranked)	294	12	23.60	Gonzaga	32.74	North Carolina	29.32
Fewest Fouls (350 ranked)	70	5	360	New Hampshire	289	Notre Dame	315
Fewest Turnovers (350 ranked)	67	7	274	New Hampshire	191	Miami (FL)	241
Field-Goal Percentage (350 ranked)	28	3	47.5	Gonzaga	53.6	Wake Forest	49.1
Field-Goal Percentage Defense (350 ranked)	141	3	42.3	Houston	36.8	Duke	40.2
Free Throw Attempts (350 ranked)	331	15	317	UTRGV	581	Pittsburgh	560
Free Throws Made (350 ranked)	311	15	234	Arkansas	428	Pittsburgh	390
Free-Throw Percentage (350 ranked)	94	4	73.8	Villanova	82.9	North Carolina	75.3
Offensive Rebounds Per Game (350 ranked)	285	12	8.44	South Carolina St.	15.17	NC State	12.00
Personal Fouls Per Game (350 ranked)	32	5	14.4	Western Ky.	12.0	Notre Dame	12.6
Rebound Margin (350 ranked)	158	7	1.6	Kentucky	10.9	North Carolina	7.6
Scoring Defense (350 ranked)	21	2	61.9	North Texas	55.5	Virginia	59.6
Scoring Margin (350 ranked)	51	3	9.0	Gonzaga	25.7	Duke	15.2
Scoring Offense (350 ranked)	181	9	70.9	Gonzaga	90.0	Duke	79.9
Steals Per Game (350 ranked)	305	14	5.1	LSU	11.1	Florida St.	9.2
Three Pt FG Defense (350 ranked)	146	5	32.7	UC Irvine	26.0	Duke	29.1
Three-Point Field Goals Per Game (350 ranked)	26	1	9.3	VMI	12.5	Virginia Tech	9.3
Three-Point Field-Goal Percentage (350 ranked)	2	1	41.5	South Dakota St.	45.0	Virginia Tech	41.5
Total 3-point FGM (350 ranked)	28	1	233	VMI	324	Virginia Tech	233
Total Assists (350 ranked)	59	5	367	Belmont	506	Duke	427
Total Blocks (350 ranked)	159	9	79	Auburn	211	Duke	138
Total Rebounds (350 ranked)	258	13	801	BYU	1,055	North Carolina	1,002
Total Rebounds Per Game (350 ranked)	322	13	32.04	Arizona	43.58	North Carolina	40.08
Total Steals (350 ranked)	289	14	128	LSU	277	Florida St.	222
Turnover Margin (348 ranked)	109	5	1.2	Abilene Christian	9.0	Miami (FL)	4.3
Turnovers Forced (350 ranked)	234	7	12.20	Abilene Christian	21.62	Florida St.	15.67
Turnovers Per Game (350 ranked)	38	6	11.0	Wisconsin	8.4	Miami (FL)	9.6
Won-Lost Percentage (350 ranked)	131	7	60.0	Murray St.	92.3	Duke	84.0

GAMES STARTED

	Streak	21-22	Career	ACC
Hunter Cattoor	25	25	30	17
David N'Guessan	-	-	-	-
Sean Pedulla	-	-	-	-
Nahiem Alleyne	45	25	73	42
Storm Murphy	108*	25	145	14
Camden Johnson	-	-	-	-
Jalen Haynes	-	-	-	-
Darius Maddox	-	-	-	-
Ben Varga	-	-	-	-
Lynn Kidd	-	-	-	-
John Ojiako	-	-	2	2
Keve Aluma	55*	25	83	27
Justyn Mutts	46	25	96	27


* 83 games at Wofford
^ 8 games at Wofford



NON-CONFERENCE BREAKDOWN

Team	NET	Result
Maine	358	W, 82-47
at Navy	51	W, 77-57
Radford	249	W, 65-39
St. Francis (Pa.)	200	W, 85-55
Merrimack	243	W, 72-43
vs. #9/10 Memphis	65	L, 69-61
vs. #25/RV Xavier	30	L, 59-58
at Maryland	155	W, 62-58
Cornell	99	W, 93-60
at Dayton	95	L, 62-57
vs. St. Bonaventure	83	W, 86-49

Tech will play at least three times at Barclays Center this season.



Keve Aluma has notched a team-best 10 double-doubles over the last two seasons.



SEASON BREAKDOWN

TECH'S RECORD WHEN...

	2021-22
Overall	15-10
ACC	7-7
At home	9-3
On the road	5-5
At neutral sites	1-2
After a win	9-5
After a loss	5-5
In overtime	0-0
vs. ranked opponents	0-3
Winning the opening tip	11-4
Losing the opening tip	4-6
Decided by 1-4 points or OT	2-3
Decided by 5-10 points	2-5
Decided by 11-20 points	4-2
Decided by 21+ points	7-0
Leading at half	14-3
Tied at half	0-0
Trailing at half	1-7
VT shoots 50% or better	11-1
VT shoots 40-49.9%	2-7
VT shoots less than 40%	2-2
VT out-shoots opponent	14-2
Opp. out-shoots VT	1-8
Opp. shoots 40% or better	6-8
Opp. shoots less than 40%	9-2
VT out-rebounds opponent	11-1
Opp. out-rebounds VT	3-9
Rebounds are tied	1-0
VT has more FT attempts	9-4
Opp. has more FT attempts	5-6
VT makes more 3-pointers	12-5
Opp. makes more 3-pointers	3-4
VT wins turnover battle	11-5
Opp. wins turnover battle	4-5
Turnovers are tied	0-0
VT scores 100+	0-0
VT scores 90-99 points	1-0
VT scores 80-89 points	5-0
VT scores 70-79 points	6-1
VT scores 60-69 points	3-6
VT scores 50-59 points	0-3
VT scores < 50 points	0-0
Opp. scores > 99 points	0-0
Opp. scores 90-99 points	0-0
Opp. scores 80-89 points	0-1
Opp. scores 70-79 points	3-3
Opp. scores 60-69 points	2-4
Opp. scores 50-59 points	5-2
Opp. scores < 50 points	5-0
Playing on Monday	2-1
Playing on Tuesday	1-1
Playing on Wednesday	4-4
Playing on Thursday	1-0
Playing on Friday	2-1
Playing on Saturday	4-2
Playing on Sunday	1-1
In November	5-2
In December	3-3
In January	3-5
In February	4-0
In March	0-0
Playing during the day	3-3
Playing at night	12-7
Wearing White	6-3
Wearing Maroon	3-3
Wearing Orange	3-3
Wearing Gray	3-1

STARTING LINEUPS

W/L

15-10 Murphy, Cattoor, Alleyne, Mutts, Aluma

Margin of Victory/Defeat

	1	2	3	4	5	6	7	8	9	10	11-19	20+
Wins	-	-	1	1	1	1	-	-	-	-	3	8
Losses	1	1	1	-	3	-	-	1	-	1	2	-

Most First Half Points

Virginia Tech	49 at Pitt (2/5/22)
Opponents	40 vs. Notre Dame (1/15/22)

Most Second Half Points

Virginia Tech	51 vs. Saint Francis (11/18/21)
Opponents	49 at Pitt (2/5/22)

Fewest First Half Points

Virginia Tech	22 at Dayton (12/12/21)
Opponents	17, vs. Pitt (2/7/22)

Fewest Second Half Points

Virginia Tech	27 (3x), at Pitt (2/5/22)
Opponents	21 vs. Radford (11/15/21)

Largest Halftime Lead

Virginia Tech	27 at Pitt (2/5/22)
Opponents	8 (2x), vs. Notre Dame (1/15/22)

Largest Margin of Victory

Virginia Tech	37 vs. St. Bonaventure (12/17/21)
Opponents	19 vs. Wake Forest (11/24/21)

MISCELLANEOUS

How 1st Points Were Scored

Layup	4
3FG	14
Jumper	5
Dunk	-
Free Throw	2
Tip-in	-

Rebounds Leader

Nahiem Alleyne	1
Keve Aluma	7
Hunter Cattoor	2
Justyn Mutts	15
David N'Guessan	2

Blocks Leader

Keve Aluma	9
Hunter Cattoor	3
Darius Maddox	2
Justyn Mutts	10
David N'Guessan	8
John Ojiako	2

15+ Rebounds

-	-
---	---

20+ Rebounds

-	-
---	---

5+ Assists

Keve Aluma	1
Hunter Cattoor	2
Storm Murphy	3
Justyn Mutts	4
Sean Pedulla	1

10+ Assists

Justyn Mutts	1
--------------	---

5+ Steals

Justyn Mutts	1
--------------	---

5+ Blocks

-	-
---	---

Double-Doubles

Keve Aluma	4
Justyn Mutts	1

Triple-Doubles

Justyn Mutts	1
--------------	---

Scored VT's 1st Points

Nahiem Alleyne	8
Keve Aluma	5
Hunter Cattoor	5
Storm Murphy	3
Justyn Mutts	4

Assists Leader

Nahiem Alleyne	4
Keve Aluma	3
Hunter Cattoor	5
Storm Murphy	10
Justyn Mutts	9
Sean Pedulla	3

10+ Points

Nahiem Alleyne	13
Keve Aluma	21
Hunter Cattoor	14
Darius Maddox	4
Storm Murphy	9
Justyn Mutts	13
David N'Guessan	2
Sean Pedulla	2

20+ Points

Nahiem Alleyne	2
Keve Aluma	7
Hunter Cattoor	2
Storm Murphy	1
Justyn Mutts	2
Sean Pedulla	1

30+ Points

-	-
---	---

10+ Rebounds

Keve Aluma	4
Justyn Mutts	6

THE LAST TIME
LAST TIME VIRGINIA TECH...

Scored 100+ points and won	100-64, vs. Delaware State, 11/20/19
Scored 100+ points and lost	100-104 (2OT), vs. Maryland, 2/27/10
Played in OT	70-75 (OT), vs. Florida, 3/19/21
Played in consecutive OTs	82-77 (OT), vs. UAB, 11/28/15; 79-81 (OT), vs. Northwestern, 12/1/15
Played in 2OT	79-77 (2OT), vs. North Carolina, 1/22/20
Played in 3OT	95-102 (3OT), vs. Miami (Fla.), 1/19/20
Scored 100+ points	100-64, vs. Delaware State, 11/20/19
Scored 90-99 points	93-60, vs. Cornell, 12/8/21
Scored 80-89 points	81-66, vs. Georgia Tech, 2/2/22
Scored 70-79 points	71-59, vs. Syracuse, 2/12/22
Scored 60-69 points	68-78, at North Carolina, 1/24/22
Scored 50-59 points	52-54, at Virginia, 1/12/22
Scored 40-49 points	47-24, at No. 23/22 NC State, 2/2/19
Scored 30-39 points	39-65, at No. 19/19 Virginia, 1/4/20
Scored 20-29 points	27-40, at McGuire Hospital, 2/2/46
Scored 10-19 points	16-45, at Virginia, 1/30/39
Scored less than 10 points	9-29, vs. North Carolina, 1/12/35
Allowed 100+ points	95-102 (3OT), vs. Miami (Fla.), 1/19/20
Allowed 90-99 points	77-90, vs. BYU, 11/27/19
Allowed 80-89 points	61-80, vs. Wake Forest, 12/4/21
Allowed 70-79 points	76-71, at Pitt, 2/5/22
Allowed 60-69 points	81-66, vs. Georgia Tech, 2/2/22
Allowed 50-59 points	71-59, vs. Syracuse, 2/12/22
Allowed 40-49 points	74-47, vs. Pitt, 2/7/22
Allowed 30-39 points	65-39, vs. Radford, 11/15/21
Allowed 20-29 points	47-24, at No. 23/22 NC State, 2/2/19
Allowed 10-19 points	60-19, vs. Lynchburg, 1/9/46
Allowed less than 10 points	28-9, vs. Hampden-Sydney, 1/17/23
Scored at least 60 points in a half	66, 2nd Half, vs. The Citadel, 11/12/17
Largest margin of victory	83 points, vs. Randolph-Macon (87-4), 1/10/1911
Largest margin of victory in ACC	38 points, vs. Wake Forest (84-46), 2/27/21
Defeated a ranked opponent on the road	47-24, at No. 23/22 NC State, 2/2/19
Defeated a ranked opponent at home	65-51, vs. No. 8/8 Virginia, 1/30/21
Defeated a ranked opponent on a neutral court	81-73 (OT), vs. No. 3/3 Villanova, 11/28/20
Defeated a defending national champion	65-51, vs. No. 8/8 Virginia, 1/30/21
Held opponent without a double-figure scorer	65-39, vs. Radford, 11/15/21
Failed to have a double-figure scorer	41-57, vs. Temple, 2/25/96
Had 6 or more players score in double figures	vs. Cornell, 12/8/21
Had 7 or more players score in double figures	vs. Cornell, 12/8/21
Did not make a 3FG	at Providence, 2/1/03
Opponent did not make a 3FG	at NC State, 2/10/10
Did not shoot a FT in the first half	vs. No. 3/3 Villanova, 11/28/20
Did not shoot a FT in the second half	vs. Virginia, 12/5/10
Opponent did not shoot a FT	vs. Merrimack, 11/21/21
Held an opponent under 10 points in a half	9 points, vs. Eastern Michigan (1H), 12/22/11
Held an opponent under 20 points in a half	17 points, vs. Pitt (1H), 2/7/22
Had double-figure blocked shots	10, 84-46, vs. Wake Forest, 2/25/21
Came back from a double-figure deficit to win	10 points, vs. Notre Dame, 1/15/22
Lost a double-digit lead	11 points, at Boston College, 1/22/22
Led by 20 or more points at halftime	27 points, at Pitt, 2/5/22
Had 20-29 assists in a game	20, vs. Syracuse, 2/12/22
Had 30 or more assists	36, vs. The Citadel, 11/12/17
Held a team under 20 percent from the floor	16.7%, at No. 23/22 NC State, 2/2/19
Held a team under three made FGs in a half	2 FG, vs. Notre Dame, 1/10/21
Won an NCAA Tournament game	67-58, vs. Liberty, 3/24/19

WHAT'S A HOKIE?

The answer leads all the way back to 1896 when Virginia Agricultural and Mechanical College changed its name to Virginia Polytechnic Institute. With the change came the necessity for writing a new cheer and a contest for such a purpose was held by the student body.

Senior O.M. Stull won first prize for his "Hokie" yell which is still used today. Later, when asked if "Hokie" had any special meaning, Stull explained the word was solely the product of his imagination and was used only as an attention-getter for his yell. It soon became a nickname for all Tech teams and for those people loyal to Tech athletics.



The official university school colors - Chicago Maroon and Burnt Orange - also were introduced in 1896. The colors were chosen by a committee because they made a 'unique combination' not worn elsewhere at the time. The official definition of "Hokie" is "a loyal Virginia Tech Fan."


OUR NAME

When referring to our name, we ask that you use Virginia Tech, Hokies or Tech - and not 'Vah Tech.' Thank you!

THE LAST TIME

LAST TIME A VIRGINIA TECH PLAYER...

Recorded a double-double	Justyn Mutts (18 pts./10 rebs), at North Carolina, 1/24/22
Recorded a triple-double	Justyn Mutts (12 pts./14 rebs./11 ast.), vs. Syracuse, 2/12/22
Two Tech players recorded double-doubles in same game	Keve Aluma (14 pts./12 rebs.) & Justyn Mutts (14 pts./11 rebs.), at Notre Dame, 1/27/21
Two Tech players recorded double-doubles in consecutive games	vs. North Carolina (ACC Tournament), 3/13/09; vs. Duquesne (NIT), 3/18/09
Had five or more steals	Justyn Mutts (5), at Pitt, 2/5/22
Had 10 or more assists in a game	Justyn Mutts (11), vs. Syracuse, 2/12/22
Had 20 or more rebounds in a game	Jeff Allen (21), vs. Longwood, 12/14/08
Two Tech players with double-figure rebounds	Justyn Mutts (12) & Keve Aluma (11), vs. No. 9/10 Memphis, 11/24/21
Two Tech players had five or more assists	Justyn Mutts (6) & Hunter Cattoor (5), vs. Maine, 11/9/21
Three Tech players had five or more assists	Chris Clarke (10), Justin Robinson (6) & Seth Allen (6), vs. The Citadel, 12/17/16
Four Tech players had five or more assists	Kerry Blackshear Jr. (8), Devin Wilson (7), Justin Robinson (7) & Chris Clarke (5), vs. The Citadel, 1/30/21
Three Tech players made five or more 3FG	Nahiem Alleyne (5), Jalen Cone (5) & Isaiah Wilkins (5), vs. Delaware State, 11/20/19
Eight or more Tech players made a 3FG	8 players, at Pitt, 2/5/22
Two Tech players scored 20 or more points	Hunter Cattoor (27) & Sean Pedulla (20), at Florida State, 1/29/22
Three Tech players scored 20 or more points	Nickeil Alexander-Walker (25), Ahmed Hill (23) & Justin Robinson (23), vs. No. 23/22 Purdue, 11/18/18
Two Tech players scored 20 or more points in consecutive games	Nickeil Alexander-Walker & Kerry Blackshear Jr., 11/10/17 & 11/12/17
Tech freshman scored 20 or more points in a game	Sean Pedulla (20), at Florida State, 1/29/22
Three Tech freshmen scored in double figures in a game	Hunter Cattoor (14), Jalen Cone (11) & Lander Nolley II (10), vs. North Carolina, 3/10/20
Four Tech freshmen scored in double figures in a game	Landers Nolley II (21), Tyrece Radford (21), Jalen Cone (15) & Nahiem Alleyne (10), at Wake Forest, 1/14/20
Tech player scored 30-39 points in a game	Keve Aluma (30), at Pittsburgh, 2/3/21
Tech player scored 40-49 points in a game	Dorenzo Hudson (41), vs. Seton Hall, 1/2/10
Tech player scored 50+ points in a game	Bimbo Coles (51), vs. Southern Miss, 2/6/88
Tech player had consecutive double-doubles	Keve Aluma, 1/27/21, 1/30/21, 2/3/21
Tech player had three consecutive double-doubles	Keve Aluma, 1/27/21, 1/30/21, 2/3/21
Tech freshman had consecutive double-doubles	Kerry Blackshear Jr., 12/13/15, 12/19/15
Tech allowed a triple-double	Dennis Smith Jr. (27 pts./11 rebs./11 ast.), at NC State, 1/4/17
Tech had a walk-on score double figures	Christian Beyer (13), vs. Alabama A&M, 12/14/14




NAW IN YEAR 3

- Nickeil Alexander-Walker left his mark on Virginia Tech and is working on making a name for himself at the next level in the NBA.
- A first-round draft pick in 2019, the Toronto native played in 46 games last season for the New Orleans Pelicans, averaging 21.9 minutes per game and 11 points per game.
- It was a roller coaster to begin the month of February for Nickeil, who was traded to Portland, but then was picked up by Utah less than one day later.

J-ROB ENDS RUN WITH THE PISTONS

- Justin Robinson signed a 10-day contract with the Detroit Pistons on Dec. 28, 2021.
- The Manassas, Virginia native dropped in eight points on 3-of-7 shooting against the San Antonio Spurs on Jan. 1, 2022.
- He dialed up a season-high nine points on 3-of-9 shooting in a 140-111 loss at the Charlotte Hornets on Jan. 5.





MIKE YOUNG

Head Coach | Third Season at Virginia Tech

2020-21 ACC Coach of the Year

CAREER RECORDS

Overall Record	345-277
Conference Games	198-148
Non-Conference Games	147-129
Conference Tournament	20-14
NCAA Tournament	1-6
Overtime Games	19-16
One-Point Games	10-14
vs. AP Top 25	5-24

VS. CURRENT ACC HEAD COACHES

Coach	All	VT	Wofford
Earl Grant	0-1	0-1	-
Brad Brownell	3-2	3-0	0-2
Mike Krzyzewski	1-5	1-3	0-2
Leonard Hamilton	1-1	1-1	-
Josh Pastner	2-3	1-2	1-1
Mike Piques	-	-	-
Jim Larrañaga	3-4	2-3	1-1
Kevin Keatts	2-1	2-1	-
Hubert Davis	0-1	0-1	-
Mike Brey	3-2	3-1	0-1
Jeff Capel III	3-1	3-1	-
Jim Boeheim	2-2	2-2	-
Tony Bennett	1-4	1-3	0-1
Steve Forbes	8-4	2-1	6-3
Total	29-31	21-20	8-11

vs. Coach Young

Earl Grant	1-0 at BC
Brad Brownell	2-3 at Clemson
Mike Krzyzewski	5-1 at Duke
Leonard Hamilton	1-1 at Florida State
Josh Pastner	3-2 at Georgia Tech
Mike Piques	-
Jim Larrañaga	0-1 at GMU; 4-2 at Miami
Kevin Keatts	1-2 at NC State
Hubert Davis	1-0 at UNC
Mike Brey	2-3 at Notre Dame
Jeff Capel III	1-3 at Pitt
Jim Boeheim	2-2 at Syracuse
Tony Bennett	4-1 at UVA
Steve Forbes	3-6 at ETSU; 1-2 at Wake

► COACH YOUNG: CAREER BREAKDOWN

Season	School	Overall	Conference	Finish	Postseason	Ranking	RPI/NET
2002-03	Wofford	14-15 .483	8-8 .500	T6th	-	-/-	219
2003-04	Wofford	9-20 .310	4-12 .250	T10th	-	-/-	273
2004-05	Wofford	14-14 .500	7-9 .438	8th	-	-/-	225
2005-06	Wofford	11-18 .379	6-9 .400	9th	-	-/-	287
2006-07	Wofford	10-20 .333	5-13 .278	T9th	-	-/-	295
2007-08	Wofford	16-16 .500	8-12 .400	8th	-	-/-	191
2008-09	Wofford	16-14 .533	12-8 .600	4th	-	-/-	177
2009-10	Wofford	26-9 .743	15-3 .833	1st	NCAA First Round	-/-	73
2010-11	Wofford	21-13 .618	14-4 .778	T1st	NCAA First Round	-/-	105
2011-12	Wofford	19-14 .576	12-6 .667	T2nd	CBI	-/-	178
2012-13	Wofford	13-19 .406	7-11 .389	T8th	-	-/-	253
2013-14	Wofford	20-13 .606	11-5 .688	T3rd	NCAA First Round	-/-	152
2014-15	Wofford	28-7 .800	16-2 .889	1st	NCAA First Round	RV/-	49
2015-16	Wofford	15-17 .469	11-7 .611	T3rd	-	-/-	202
2016-17	Wofford	16-17 .485	10-8 .556	T4th	-	-/-	189
2017-18	Wofford	21-13 .618	11-7 .611	T4th	CIT	-/-	141
2018-19	Wofford	30-5 .857	18-0 1.000	1st	NCAA Second Round	19/18	14
Totals	17 Seasons	299-244 .551	175-124 .585				
2019-20	Virginia Tech	16-16 .500	7-13 .350	T10th	-	-/-	92
2020-21	Virginia Tech	15-7 .682	9-4 .692	3rd	NCAA First Round	25/RV	51
2021-22	Virginia Tech	15-10 .600	7-7 .500	-	-	-/-	44
Totals	3 Seasons	46-33 .582	23-24 .489				
Overall	20 Seasons	345-277 .555	198-148 .572				

► THE YOUNG FILE

Born	5/1/1963
Hometown	Radford, Virginia
Wife	Margaret
Children	Cooper, Davis
Education	Emory & Henry, 1986
Joined Tech Staff	4/7/2019
Years as College Head Coach	20
Years as College Coach	35

Coaching Career

1986-88	Assistant Coach, Emory & Henry
1988-89	Assistant Coach, Radford
1989-02	Assistant Coach, Wofford
2002-19	Head Coach, Wofford
2019-pr.	Head Coach, Virginia Tech

► ACCOMPLISHMENTS

Six NCAA Tournaments

2021, 2019, 2015, 2014, 2011, 2010

Five SoCon Tournament Championships

2019, 2015, 2014, 2011, 2010

Four SoCon Regular-Season Titles

2019, 2015, 2011, 2010

Two-time National Coach of the Year

2019 (Sporting News), 2010 (Hugh Durham)

Three AP All-America Selections

Fletcher Magee (2018-19), Karl Cochran (2014-15), Noah Dahlman (2009-10)

O HUNTER CATTOOR

JUNIOR Guard | 6-3 | 200 | Human Development
Orlando, Florida | Bishop Moore



SEASON/CAREER BESTS

POINTS

Season 27 at Florida State (1/29/22)
Career 27 at Florida State (1/29/22)

REBOUNDS

Season 9 vs. Radford (11/15/21)
Career 9 vs. Radford (11/15/21)

ASSISTS

Season 5 (2x), last at Virginia (1/12/22)
Career 5 (3x), last at Virginia (1/12/22)

BLOCKS

Season 2 at Florida State (1/29/22)
Career 3 vs. Wake Forest (2/27/21)

STEALS

Season 3 at Virginia (1/12/22)
Career 3 (4x), last at Virginia (1/12/22)

MINUTES

Season 39 at Virginia (1/12/22)
Career 39 at Virginia (1/12/22)

FIELD GOALS MADE

Season 9 at Florida State (1/29/22)
Career 9 at Florida State (1/29/22)

FIELD GOALS ATTEMPTED

Season 12 at Florida State (1/29/22)
Career 12 at Florida State (1/29/22)

3-PT. FIELD GOALS MADE

Season 9 at Florida State (1/29/22)
Career 9 at Florida State (1/29/22)

3-PT. FIELD GOALS ATTEMPTED

Season 11 at Florida State (1/29/22)
Career 11 at Florida State (1/29/22)

FREE THROWS MADE

Season 5 vs. Syracuse (2/12/22)
Career 6 vs. South Florida (11/29/20)

FREE THROWS ATTEMPTED

Season 6 vs. Syracuse (2/12/22)
Career 8 vs. South Florida (11/29/20)

CAREER STATS

	GP-GS	MIN	AVG	FG-FGA	FG%	3FG-FGA	3FG%	FT-FTA	FT%	OFF-DEF-TOT	AVG	PF-FO	AST	TO	BLK	STL	PTS	AVG
2019-20	31-3	629	20.3	69-165	.418	51-127	.402	14-22	.636	4-73-77	2.5	44-0	35	16	4	31	203	6.5
2020-21	22-2	489	22.2	57-125	.456	39-90	.433	34-43	.791	2-39-41	1.9	34-1	30	26	11	20	187	8.5
2021-22	25-25	829	33.2	88-196	.449	64-140	.457	25-34	.735	8-92-100	4.0	48-0	50	24	5	27	265	10.6
TOTAL	78-30	1947	25.0	214-486	.440	154-357	.431	73-99	.737	14-204-218	2.8	126-1	115	66	20	78	655	8.4

- MVP of Basketball Hall of Fame Shootout vs. St. Bonaventure. *Last name pronounced: cuh-TOUR*
- One of Tech's top threats from three.
- Had 12 games of hitting three or more 3FGs during the 2020-21 season.
- Reached double-figure scoring 11 times as a sophomore.
- Made the game-tying 3-pointer to send the Miami (Fla.) (2/6) game into overtime, and then hit two clutch free throws in the final four seconds of OT to make it a two-possession game and preserve the win - finishing with 14 points and three rebounds.
- Played in 31 games, drawing three starts in 2019-20.
- Originally committed to Wofford, but signed with the Hokies after Virginia Tech's hiring of Mike Young.
- Four-year letterwinner at Bishop Moore High School.
- FHSAA 6A first-team All-State and District Player of the Year.
- Scored 1,420 points in high school. Was a 3-star (247 Sports).
- Also played quarterback on Bishop Moore's football team.
- Wants to coach basketball when playing career is over.

2021-22 GAME-BY-GAME STATS

OPPONENT	DATE	ST	MIN	FG-FGA	PCT	3FG-FGA	PCT	FT-FTA	PCT	OFF	DEF	TOT	PF	A	T/O	BLK	STL	PTS
Maine	11/9/21	*	31	2-4	.500	1-3	.333	0-0	.000	0	4	4	0	5	0	0	0	5
at Navy	11/12/21	*	33	7-10	.700	5-7	.714	0-0	.000	1	2	3	2	4	0	0	2	19
Radford	11/15/21	*	32	2-9	.222	1-6	.167	2-2	1.000	0	9	9	0	1	2	0	2	7
St. Francis (Pa.)	11/18/21	*	29	1-5	.200	0-2	.000	0-0	.000	1	4	5	3	1	2	0	0	2
Merrimack	11/21/21	*	30	2-7	.286	2-7	.286	2-2	1.000	0	3	3	0	1	0	0	2	8
vs. Memphis	11/24/21	*	28	3-8	.375	2-5	.400	1-3	.333	0	3	3	4	0	1	0	1	9
vs. Xavier	11/26/21	*	37	5-10	.500	3-7	.429	0-0	.000	0	3	3	3	4	2	0	1	13
at Maryland	12/1/21	*	36	4-10	.400	4-7	.571	0-0	.000	0	1	1	2	3	0	0	2	12
Wake Forest	12/4/21	*	31	1-5	.200	0-4	.000	0-0	.000	0	2	2	3	2	1	0	1	2
Cornell	12/8/21	*	25	4-8	.500	3-4	.750	0-0	.000	0	4	4	4	0	0	0	0	11
at Dayton	12/12/21	*	37	4-9	.444	2-6	.333	4-4	1.000	1	5	6	1	2	1	0	2	14
vs. St. Bonaventure	12/17/21	*	26	6-7	.857	5-5	1.000	4-5	.800	1	4	5	1	0	1	0	1	21
at Duke	12/22/21	*	35	4-10	.400	2-4	.500	0-0	.000	1	3	4	3	0	2	0	1	10
NC State	1/4/22	*	38	3-7	.429	3-7	.429	0-0	.000	0	3	3	2	0	0	0	0	9
at Virginia	1/12/22	*	39	4-10	.400	2-5	.400	0-0	.000	0	6	6	0	5	1	1	3	10
Notre Dame	1/15/22	*	37	0-3	.000	0-2	.000	1-2	.500	0	3	3	4	3	0	0	0	1
at NC State	1/19/22	*	36	3-5	.600	2-4	.500	0-0	.000	0	3	3	4	3	4	0	0	8
at Boston College	1/22/22	*	37	5-8	.625	4-5	.800	0-0	.000	0	0	0	3	1	2	0	0	14
at North Carolina	1/24/22	*	34	4-9	.444	3-6	.500	2-3	.667	1	6	7	1	0	1	0	1	13
Miami	1/26/22	*	36	4-9	.444	4-8	.500	1-1	1.000	0	2	2	1	2	1	0	1	13
at Florida State	1/29/22	*	38	9-12	.750	9-11	.818	0-0	.000	0	4	4	2	1	2	2	0	27
Georgia Tech	2/2/22	*	38	2-8	.250	1-7	.143	3-4	.750	0	5	5	2	3	2	1	0	8
at Pittsburgh	2/5/22	*	24	1-5	.200	1-4	.250	0-1	.000	1	1	2	2	3	2	0	1	3
Pittsburgh	2/7/22	*	30	5-8	.625	2-4	.500	0-1	.000	1	5	6	0	3	0	1	2	12
Syracuse	2/12/22	*	32	3-10	.300	3-10	.300	5-6	.833	0	7	7	2	2	1	0	2	14
Virginia	2/14/22																	
North Carolina	2/19/22																	
at Georgia Tech	2/23/22																	
at Miami	2/26/22																	
Louisville	3/1/22																	
at Clemson	3/5/22																	

PRODUCTION TRACKER

	This Season	Career
Scored 10+ Points	14	35
Scored 20+ Points	2	2
Led Tech in Scoring	5	7
Made 3+ 3FGs	11	23
Led Tech in 3FGM	16	25
Shot over 40% from 3	15	46
Had a Double-Double	-	-
Had Multiple Assists	14	32
Had Multiple Steals	9	23



1 DAVID N'GUESSAN

SOPHOMORE Forward | 6-9 | 205 | Sociology
De Lier, The Netherlands | Mt. Zion Prep



SEASON/CAREER BESTS

POINTS

Season 19 vs. Saint Francis (11/18/21)
Career 19 vs. Saint Francis (11/18/21)

REBOUNDS

Season 9 vs. Cornell (12/8/21)
Career 9 vs. Cornell (12/8/21)

ASSISTS

Season 3 vs. Pitt (2/7/22)
Career 3 vs. Pitt (2/7/22)

BLOCKS

Season 3 (2x), last vs. Notre Dame (1/15/22)
Career 3 (2x), last vs. Notre Dame (1/15/22)

STEALS

Season 2 vs. Radford (11/15/21)
Career 2 (3x), last vs. Radford (11/15/21)

MINUTES

Season 27 at Florida State (1/29/22)
Career 27 at Florida State (1/29/22)

FIELD GOALS MADE

Season 7 vs. Maine (11/9/21)
Career 7 vs. Maine (11/9/21)

FIELD GOALS ATTEMPTED

Season 8 vs. Georgia Tech (2/2/22)
Career 8 vs. Georgia Tech (2/2/22)

3-PT. FIELD GOALS MADE

Season 1 (4x), last at Pitt (2/5/22)
Career 1 (4x), last at Pitt (2/5/22)

3-PT. FIELD GOALS ATTEMPTED

Season 2 (2x), last at Pitt (2/5/22)
Career 2 (2x), last at Pitt (2/5/22)

FREE THROWS MADE

Season 4 vs. Cornell (12/8/21)
Career 4 vs. Cornell (12/8/21)

FREE THROWS ATTEMPTED

Season 7 vs. Cornell (12/8/21)
Career 7 vs. Cornell (12/8/21)

CAREER STATS

	GP-GS	MIN	AVG	FG-FGA	FG%	3FG-FGA	3FG%	FT-FTA	FT%	OFF-DEF-TOT	AVG	PF-FO	AST	TO	BLK	STL	PTS	AVG
2020-21	21-0	202	9.6	21-36	.583	0-2	.000	13-31	.419	15-33-48	2.3	33-1	8	9	2	6	55	2.6
2021-22	25-0	355	14.2	40-81	.494	4-12	.333	16-32	.500	21-54-75	3.0	38-0	18	15	17	8	100	4.0
TOTAL	46-0	557	12.1	61-117	.521	4-14	.286	29-63	.460	36-87-123	2.7	71-1	26	24	19	14	155	3.4

- Look for a huge jump in production; he's had one of the more impressive offseasons for the Hokies
- Worked on extending his range to the 3-point line.
- Appeared in 21 of 22 games as a freshman.
- Reached double-figure scoring in back-to-back games at Wake Forest (1/17/21) and at Syracuse (1/23/21).
- Totaled a career-high 13 points in 14 minutes in the 64-60 win at Wake Forest (1/17/21).
- A consensus three-star recruit by Rivals and 247 Sports.
- Averaged 15 points, seven rebounds and three assists per game at Mt. Zion Prep during the 2019-20 season.
- Chose the Hokies over St. Joseph's, VCU and Washington State.

Last name pronounced: GUH-sahn

2021-22 GAME-BY-GAME STATS

OPPONENT	DATE	ST	MIN	FG-FGA	PCT	3FG-FGA	PCT	FT-FTA	PCT	OFF	DEF	TOT	PF	A	T/O	BLK	STL	PTS
Maine	11/9/21		18	7-7	1.000	1-1	1.000	0-1	.000	0	0	0	1	0	0	0	0	15
at Navy	11/12/21		14	0-4	.000	0-0	.000	0-2	.000	0	4	4	2	1	0	0	1	0
Radford	11/15/21		18	3-5	.600	1-1	1.000	0-0	.000	1	2	3	3	0	2	0	2	7
St. Francis (Pa.)	11/18/21		19	2-3	.667	0-1	.000	3-4	.750	2	6	8	1	2	0	3	0	7
Merrimack	11/21/21		16	2-4	.500	0-0	.000	0-2	.000	1	1	2	0	1	2	1	0	4
vs. Memphis	11/24/21		4	0-1	.000	0-0	.000	0-0	.000	0	0	0	2	0	0	0	0	0
vs. Xavier	11/26/21		11	0-1	.000	0-0	.000	0-0	.000	1	0	1	1	2	0	0	0	0
at Maryland	12/1/21		11	2-4	.500	0-0	.000	1-2	.500	1	3	4	2	0	1	0	0	5
Wake Forest	12/4/21		17	0-6	.000	0-2	.000	0-0	.000	3	0	3	2	0	1	2	1	0
Cornell	12/8/21		23	3-6	.500	0-0	.000	4-7	.571	2	7	9	1	2	2	2	0	10
at Dayton	12/12/21		12	2-2	1.000	1-1	1.000	1-1	1.000	0	1	1	3	0	1	1	0	6
vs. St. Bonaventure	12/17/21		15	1-2	.500	0-0	.000	1-2	.500	1	5	6	2	1	2	0	0	3
at Duke	12/22/21		6	0-1	.000	0-1	.000	0-0	.000	0	0	0	2	0	0	0	1	0
NC State	1/4/22		11	1-1	1.000	0-0	.000	0-0	.000	0	2	2	2	1	1	0	0	2
at Virginia	1/12/22		1	0-0	.000	0-0	.000	0-0	.000	0	0	0	1	0	0	0	0	0
Notre Dame	1/15/22		12	0-1	.000	0-1	.000	0-0	.000	0	2	2	2	0	1	3	0	0
at NC State	1/19/22		16	3-3	1.000	0-0	.000	0-0	.000	2	1	3	2	0	0	2	1	6
at Boston College	1/22/22		15	1-3	.333	0-0	.000	2-3	.667	2	1	3	2	0	0	0	1	4
at North Carolina	1/24/22		8	0-0	.000	0-0	.000	0-0	.000	0	0	0	0	0	1	0	0	0
Miami	1/26/22		18	2-3	.667	0-1	.000	2-4	.500	0	2	2	1	1	0	0	0	6
at Florida State	1/29/22		27	3-4	.750	0-0	.000	0-0	.000	0	2	2	2	1	0	0	0	6
Georgia Tech	2/2/22		18	3-8	.375	0-0	.000	1-2	.500	1	6	7	0	2	0	1	0	7
at Pittsburgh	2/5/22		13	1-2	.500	1-2	.500	0-0	.000	0	1	1	2	1	0	0	0	3
Pittsburgh	2/7/22		26	4-6	.667	0-1	.000	0-0	.000	1	6	7	1	3	1	0	1	8
Syracuse	2/12/22		6	0-4	.000	0-0	.000	1-2	.500	3	2	5	1	0	0	1	0	1
Virginia	2/14/22																	
North Carolina	2/19/22																	
at Georgia Tech	2/23/22																	
at Miami	2/26/22																	
Louisville	3/1/22																	
at Clemson	3/5/22																	

PRODUCTION TRACKER

	This Season	Career
Scored 10+ Points	2	4
Scored 20+ Points	-	-
Led Tech in Scoring	1	1
Made multiple 3FGs	-	-
Had 5+ Rebounds	6	10
Had a Double-Double	-	-
Had Multiple Assists	5	7
Had Multiple Steals	1	3
Had Multiple Blocks	5	5



3 SEAN PEDULLA

FRESHMAN Guard | 6-1 | 190 | Sports Media and Analytics
Edmond, Oklahoma | Edmond Memorial



SEASON/CAREER BESTS

POINTS

Season 20 at Florida State (1/29/22)
Career 20 at Florida State (1/29/22)

REBOUNDS

Season 3 vs. Pitt (2/7/22)
Career 3 vs. Pitt (2/7/22)

ASSISTS

Season 7 vs. Pitt (2/7/22)
Career 7 vs. Pitt (2/7/22)

BLOCKS

Season -
Career -

STEALS

Season 2 vs. Saint Francis (11/18/21)
Career 2 vs. Saint Francis (11/18/21)

MINUTES

Season 23 at Florida State (1/29/22)
Career 23 at Florida State (1/29/22)

FIELD GOALS MADE

Season 7 at Florida State (1/29/22)
Career 7 at Florida State (1/29/22)

FIELD GOALS ATTEMPTED

Season 11 at Florida State (1/29/22)
Career 11 at Florida State (1/29/22)

3-PT. FIELD GOALS MADE

Season 6 at Florida State (1/29/22)
Career 6 at Florida State (1/29/22)

3-PT. FIELD GOALS ATTEMPTED

Season 7 at Florida State (1/29/22)
Career 7 at Florida State (1/29/22)

FREE THROWS MADE

Season 2 (2x), last at NC State (1/19/22)
Career 2 (2x), last at NC State (1/19/22)

FREE THROWS ATTEMPTED

Season 2 (4x), last vs. Miami (1/26/22)
Career 2 (4x), last vs. Miami (1/26/22)

CAREER STATS

	GP-GS	MIN	AVG	FG-FGA	FG%	3FG-FGA	3FG%	FT-FTA	FT%	OFF-DEF-TOT	AVG	PF-FO	AST	TO	BLK	STL	PTS	AVG
2021-22	25-0	288	11.5	34-74	.459	23-39	.590	6-9	.667	3-23-26	1.0	27-1	39	21	0	12	97	3.9
TOTAL	25-0	288	11.5	34-74	.459	23-39	.590	6-9	.667	3-23-26	1.0	27-1	39	21	0	12	97	3.9

- Will contribute minutes at point guard
- Solid sharpshooter from downtown
- Guided Edmond Memorial to three state tournaments.
- Two-time all-state selection and COAC Offensive Player of the Year that averaged 17.6 points a game as a senior
- Rated the 165th-best prospect in the 2021 class on 247Sports.
- Tabbed the second-best player in the state of Oklahoma and the 25th-best point guard nationally, according to 247Sports.
- Chose the Hokies over Minnesota and Oklahoma State.

Last name pronounced: puh-DOOL-uh

2021-22 GAME-BY-GAME STATS

OPPONENT	DATE	ST	MIN	FG-FGA	PCT	3FG-FGA	PCT	FT-FTA	PCT	OFF	DEF	TOT	PF	A	T/O	BLK	STL	PTS
Maine	11/9/21	11	1-4	.250	1-2	.500	0-0	.000	1	1	2	1	1	1	1	0	0	3
at Navy	11/12/21	7	0-0	.000	0-0	.000	0-0	.000	0	1	1	0	1	0	0	0	0	0
Radford	11/15/21	8	2-2	1.000	1-1	1.000	0-0	.000	0	1	1	0	0	0	0	0	1	5
St. Francis (Pa.)	11/18/21	11	1-2	.500	1-1	1.000	0-0	.000	0	2	2	0	2	0	0	0	2	3
Merrimack	11/21/21	14	1-2	.500	1-2	.500	0-0	.000	0	1	1	2	4	1	0	0	3	3
vs. Memphis	11/24/21	1	0-0	.000	0-0	.000	0-0	.000	0	0	0	0	0	0	0	0	0	0
vs. Xavier	11/26/21	10	2-3	.667	1-1	1.000	1-2	.500	1	0	1	0	0	0	0	0	1	6
at Maryland	12/1/21	3	0-2	.000	0-1	.000	0-0	.000	0	0	0	1	0	0	0	0	1	0
Wake Forest	12/4/21	5	0-1	.000	0-1	.000	0-0	.000	0	0	0	0	0	0	0	0	0	0
Cornell	12/8/21	20	4-8	.500	3-4	.750	0-0	.000	0	1	1	1	1	1	2	0	1	11
at Dayton	12/12/21	11	1-2	.500	1-1	1.000	2-2	1.000	0	2	2	2	0	1	0	1	5	5
vs. St. Bonaventure	12/17/21	15	2-2	1.000	1-1	1.000	0-0	.000	0	0	0	5	2	1	0	1	5	5
at Duke	12/22/21	8	0-1	.000	0-0	.000	0-0	.000	0	1	1	0	2	2	0	0	0	0
NC State	1/4/22	12	1-2	.500	0-1	.000	0-0	.000	1	0	1	0	3	0	0	0	2	2
at Virginia	1/12/22	2	0-1	.000	0-0	.000	0-0	.000	0	1	1	1	0	1	0	0	0	0
Notre Dame	1/15/22	6	0-1	.000	0-0	.000	0-0	.000	0	0	0	4	0	0	0	0	0	0
at NC State	1/19/22	11	2-4	.500	1-2	.500	2-2	1.000	0	1	1	1	1	1	1	0	7	7
at Boston College	1/22/22	18	1-3	.333	0-0	.000	0-0	.000	0	2	2	1	3	0	0	1	2	2
at North Carolina	1/24/22	16	2-5	.400	0-2	.000	0-0	.000	0	1	1	3	4	0	0	0	4	4
Miami	1/26/22	14	1-4	.250	1-1	1.000	1-2	.500	0	2	2	1	1	4	0	0	4	4
at Florida State	1/29/22	23	7-11	.636	6-7	.857	0-0	.000	0	0	0	3	2	0	1	20	20	20
Georgia Tech	2/2/22	10	1-1	1.000	1-1	1.000	0-0	.000	0	1	1	0	0	2	0	1	3	3
at Pittsburgh	2/5/22	12	2-2	1.000	1-1	1.000	0-0	.000	0	2	2	0	2	2	0	0	5	5
Pittsburgh	2/7/22	21	2-6	.333	2-5	.400	0-1	.000	0	3	3	2	7	0	0	0	6	6
Syracuse	2/12/22	19	1-5	.200	1-4	.250	0-0	.000	0	0	0	2	2	1	0	1	3	3
Virginia	2/14/22																	
North Carolina	2/19/22																	
at Georgia Tech	2/23/22																	
at Miami	2/26/22																	
Louisville	3/1/22																	
at Clemson	3/5/22																	

PRODUCTION TRACKER

	This Season
Scored 10+ Points	2
Scored 20+ Points	1
Led Tech in Scoring	-
Made 3+ 3FGs	2
Led Tech in 3FGM	1
Shot over 40% from 3	14
Had a Double-Double	-
Had Multiple Assists	11
Had Multiple Steals	1



4 NAHIEM ALLEYNE

JUNIOR Guard | 6-4 | 195 | Human Development
Buford, Georgia | Mountain View



SEASON/CAREER BESTS

POINTS

Season 22 vs. Notre Dame (1/15/22)
Career 28 vs. Florida (3/19/21)

REBOUNDS

Season 7 vs. Maine (11/9/21)
Career 9 at Notre Dame (1/27/21)

ASSISTS

Season 4 (3x), last at Maryland (12/1/21)
Career 5 (2x), last vs. Wake Forest (2/27/21)

BLOCKS

Season 1 at Virginia (1/12/22)
Career 2 vs. Delaware State (11/20/19)

STEALS

Season 2 (2x), last at Pitt (2/5/22)
Career 3 at Louisville (1/6/21)

MINUTES

Season 39 at Dayton (12/12/21)
Career 39 at Dayton (12/12/21)

FIELD GOALS MADE

Season 8 vs. Notre Dame (1/15/22)
Career 8 (2x), last vs. Notre Dame (1/15/22)

FIELD GOALS ATTEMPTED

Season 16 vs. Xavier (11/26/21)
Career 18 vs. Florida (3/19/21)

3-PT. FIELD GOALS MADE

Season 4 (2x), last at Pitt (2/5/22)
Career 5 (4x), last at Syracuse (1/23/21)

3-PT. FIELD GOALS ATTEMPTED

Season 9 at NC State (1/19/22)
Career 10 (3x), last vs. Florida (3/19/21)

FREE THROWS MADE

Season 10 vs. Memphis (11/24/21)
Career 10 vs. Memphis (11/24/21)

FREE THROWS ATTEMPTED

Season 11 vs. Memphis (11/24/21)
Career 11 (2x), last vs. Memphis (11/24/21)

CAREER STATS

	GP-GS	MIN	AVG	FG-FGA	FG%	3FG-FGA	3FG%	FT-FTA	FT%	OFF-DEF-TOT	AVG	PF-FO	AST	TO	BLK	STL	PTS	AVG
2019-20	32-27	832	26.0	92-237	.388	49-126	.389	48-63	.762	6-69-75	2.3	51-1	46	27	6	12	281	8.8
2020-21	22-21	623	28.3	78-199	.392	42-103	.408	46-57	.807	4-54-58	2.6	47-0	37	33	2	15	244	11.1
2021-22	25-25	791	31.6	85-231	.368	47-123	.382	39-43	.907	2-72-74	3.0	37-0	44	36	1	12	256	10.2
TOTAL	79-73	2248	28.5	255-667	.382	138-352	.392	133-163	.816	12-195-207	2.6	135-1	127	96	9	39	781	9.9

- Named to NIT Season Tip-Off all-tournament team.
- One of Tech's top threats from three.
- Had seven games of hitting three or more 3FGs during the 2020-21 season.
- Reached double-figure scoring 13 times as a sophomore.
- Made the game-tying 3-pointer to send the Florida (3/19) game into overtime in the first round of the 2021 NCAA Tournament.
- Started 21 of 22 games in 2020-21.
- Shot 40.8 percent from three last season, which was second on the team.
- Two-time ACC Men's Basketball All-Academic Team honoree.
- Averaged 17.2 points per game and made 63 three-pointers in the 2018-19 season at Mountain View.
- A three-star recruit by 247 Sports that was ranked as the 21st-best player in the state of Georgia.
- Born in Long Island, New York; family moved to Georgia when he was in middle school.
- Into anime, and in his opinion, J. Cole is the best rapper of all-time - it's not up for debate.

Name pronounced: nah-HEEM ah-LEAN

2021-22 GAME-BY-GAME STATS

OPPONENT	DATE	ST	MIN	FG-FGA	PCT	3FG-FGA	PCT	FT-FTA	PCT	OFF	DEF	TOT	PF	A	T/O	BLK	STL	PTS
Maine	11/9/21	*	29	5-10	.500	3-6	.500	0-0	.000	0	7	7	0	4	2	0	1	13
at Navy	11/12/21	*	31	2-9	.222	1-4	.250	3-3	1.000	0	0	0	2	3	3	0	0	8
Radford	11/15/21	*	32	0-6	.000	0-2	.000	2-2	1.000	0	4	4	2	3	4	0	1	2
St. Francis (Pa.)	11/18/21	*	30	7-10	.700	1-2	.500	3-3	1.000	0	4	4	0	2	0	0	1	18
Merrimack	11/21/21	*	31	4-9	.444	2-4	.500	2-2	1.000	0	3	3	1	1	2	0	0	12
vs. Memphis	11/24/21	*	36	4-14	.286	3-7	.429	10-11	.909	0	4	4	4	4	2	0	1	21
vs. Xavier	11/26/21	*	38	7-16	.438	3-7	.429	1-1	1.000	0	5	5	1	3	0	0	0	18
at Maryland	12/1/21	*	37	3-11	.273	2-3	.667	0-0	.000	0	4	4	2	4	1	0	0	8
Wake Forest	12/4/21	*	34	1-7	.143	1-5	.200	4-4	1.000	0	3	3	0	1	3	0	0	7
Cornell	12/8/21	*	30	5-11	.455	3-6	.500	0-0	.000	0	1	1	0	3	1	0	1	13
at Dayton	12/12/21	*	39	1-10	.100	0-4	.000	0-0	.000	0	2	2	0	1	2	0	1	2
vs. St. Bonaventure	12/17/21	*	30	3-10	.300	2-8	.250	1-2	.500	0	3	3	0	1	1	0	0	9
at Duke	12/22/21	*	28	0-4	.000	0-3	.000	0-0	.000	0	4	4	2	2	2	0	0	0
NC State	1/4/22	*	31	2-11	.182	1-7	.143	4-4	1.000	0	2	2	1	0	0	0	0	9
at Virginia	1/12/22	*	33	2-5	.400	2-3	.667	0-0	.000	0	3	3	4	1	0	1	1	6
Notre Dame	1/15/22	*	38	8-10	.800	4-5	.800	2-2	1.000	0	2	2	0	3	2	0	0	22
at NC State	1/19/22	*	32	3-14	.214	2-9	.222	1-2	.500	0	6	6	2	0	5	0	0	9
at Boston College	1/22/22	*	30	3-10	.300	2-6	.333	2-2	1.000	0	2	2	2	1	1	0	1	10
at North Carolina	1/24/22	*	37	4-8	.500	2-4	.500	0-0	.000	0	5	5	3	0	1	0	0	10
Miami	1/26/22	*	29	4-9	.444	3-5	.600	2-2	1.000	1	1	2	1	0	1	0	0	13
at Florida State	1/29/22	*	19	2-6	.333	1-3	.333	0-0	.000	1	1	2	1	0	1	2	0	5
Georgia Tech	2/2/22	*	26	2-7	.286	1-4	.250	0-0	.000	0	0	0	3	2	1	0	2	5
at Pittsburgh	2/5/22	*	33	5-8	.625	4-7	.571	0-1	.000	1	3	4	3	1	0	0	2	14
Pittsburgh	2/7/22	*	27	4-8	.500	3-5	.600	0-0	.000	0	1	1	2	2	0	0	0	11
Syracuse	2/12/22	*	31	4-8	.500	1-4	.250	2-2	1.000	0	2	2	0	1	0	0	0	11
Virginia	2/14/22																	
North Carolina	2/19/22																	
at Georgia Tech	2/23/22																	
at Miami	2/26/22																	
Louisville	3/1/22																	
at Clemson	3/5/22																	

PRODUCTION TRACKER

	This Season	Career
Scored 10+ Points	13	38
Scored 20+ Points	2	7
Led Tech in Scoring	3	12
Made 3+ 3FGs	8	23
Led Tech in 3FGM	10	23
Shot over 40% from 3	13	39
Had a Double-Double	-	-
Had Multiple Assists	12	34
Had Multiple Steals	2	6



5 STORM MURPHY

GRADUATE STUDENT Guard | 6-0 | 185 | Leadership Studies
Middleton, Wisconsin | Wofford

SEASON/CAREER BESTS

POINTS

Season 20 at Pitt (2/5/22)
Career 28 vs. Western Carolina (1/23/21)

REBOUNDS

Season 6 at Navy (11/12/21)
Career 8 vs. South Florida (12/12/20)

ASSISTS

Season 5 (3x), last at Florida St. (1/29/22)
Career 11 vs. Samford (1/2/21)

BLOCKS

Season -
Career 1 (3x), last at Samford (3/2/19)

STEALS

Season 2 (2x), last at BC (1/22/22)
Career 4 vs. Mercer (3/3/18)

MINUTES

Season 39 vs. Memphis (11/24/21)
Career 40 at UNC Greensboro (2/19/20)

FIELD GOALS MADE

Season 7 (2x), last at Pitt (2/5/22)
Career 10 vs. Western Carolina (1/23/21)

FIELD GOALS ATTEMPTED

Season 10 (4x), last at Pitt (2/5/22)
Career 19 at Chattanooga (1/16/21)

3-PT. FIELD GOALS MADE

Season 4 (4x), last vs. Ga. Tech (2/2/22)
Career 5 (6x), last at VMI (1/13/21)

3-PT. FIELD GOALS ATTEMPTED

Season 7 (2x), last vs. Notre Dame (1/15/22)
Career 10 (6x), last vs. VMI (2/3/21)

FREE THROWS MADE

Season 3 at Pitt (2/5/22)
Career 8 (3x), last vs. The Citadel (2/17/21)

FREE THROWS ATTEMPTED

Season 4 at Pitt (2/5/22)
Career 10 vs. The Citadel (2/17/21)

CAREER STATS

	GP-GS	MIN	AVG	FG-FGA	FG%	3FG-FGA	3FG%	FT-FTA	FT%	OFF-DEF-TOT	AVG	PF-FO	AST	TO	BLK	STL	PTS	AVG
2017-18	34-29	932	27.4	70-160	.438	41-110	.373	32-38	.842	7-68-75	2.2	44-0	135	56	1	30	213	6.3
2018-19	34-33	890	26.2	98-191	.513	55-106	.519	27-32	.844	4-58-66	1.9	53-0	109	41	3	27	273	8.0
2019-20	34-34	1071	31.5	147-318	.462	64-152	.421	45-52	.865	10-80-90	2.6	56-1	121	75	1	25	403	11.9
2020-21	24-24	830	34.6	143-304	.470	70-175	.400	70-83	.843	14-64-78	3.3	29-0	104	65	-	23	426	17.8
2021-22	25-25	693	27.7	79-175	.451	40-109	.367	12-17	.706	7-39-46	1.8	39-0	67	42	0	12	210	8.4
TOTAL	151-145	4414	29.2	537-1148	.468	270-652	.414	186-222	.838	42-309-355	2.4	221-1	534	278	5	120	1525	10.1

- Consummate point guard with four years of college experience.
- First-Team All-SoCon and named to SoCon All-Tournament Team last season.
- Averaged 17.8 points, 3.3 rebounds and 4.3 assists as a senior at Wofford - one of only 11 players to average that stat line or better nationally.
- NABC All-District 21 First Team selection who was featured on the Lou Henson Award Mid-Season Watch List.
- Started all 24 games in 2020-21.
- Tallied double figures in 21 of 24 contests, including 10 20-point performances, and dished over five assists on eight occasions.
- Graduated from Wofford with 1,315 career points, which rank 24th all-time in program history.

2021-22 GAME-BY-GAME STATS

OPPONENT	DATE	ST	MIN	FG-FGA	PCT	3FG-FGA	PCT	FT-FTA	PCT	OFF	DEF	TOT	PF	A	T/O	BLK	STL	PTS
Maine	11/9/21	*	26	2-7	.286	1-4	.250	0-0	.000	0	3	3	1	2	0	0	1	5
at Navy	11/12/21	*	32	4-9	.444	1-5	.200	2-3	.667	0	6	6	2	1	2	0	0	11
Radford	11/15/21	*	29	6-7	.857	4-5	.800	1-2	.500	0	1	1	0	3	3	0	1	17
St. Francis (Pa.)	11/18/21	*	29	2-6	.333	2-4	.500	1-2	.500	0	1	1	2	3	0	0	0	7
Merrimack	11/21/21	*	24	6-8	.750	2-4	.500	0-0	.000	0	0	0	2	1	3	0	1	14
vs. Memphis	11/24/21	*	39	2-8	.250	0-3	.000	1-2	.500	0	1	1	3	2	6	0	0	5
vs. Xavier	11/26/21	*	18	0-5	.000	0-3	.000	0-0	.000	0	1	1	4	0	1	0	1	0
at Maryland	12/1/21	*	32	0-4	.000	0-2	.000	0-0	.000	0	2	2	2	4	1	0	0	0
Wake Forest	12/4/21	*	34	3-7	.429	1-4	.250	0-0	.000	0	0	0	1	3	0	0	0	7
Cornell	12/8/21	*	20	3-5	.600	1-3	.333	0-0	.000	0	1	1	1	4	2	0	0	7
at Dayton	12/12/21	*	26	3-6	.500	2-4	.500	0-0	.000	0	2	2	2	5	3	0	0	8
vs. St. Bonaventure	12/17/21	*	24	7-10	.700	4-7	.571	0-0	.000	1	1	2	0	3	1	0	1	18
at Duke	12/22/21	*	35	3-8	.375	2-5	.400	0-0	.000	0	0	0	2	4	1	0	0	8
NC State	1/4/22	*	28	5-8	.625	2-3	.667	2-2	1.000	0	1	1	1	5	1	0	0	14
at Virginia	1/12/22	*	38	4-10	.400	2-7	.286	0-0	.000	2	1	3	1	2	2	0	0	10
Notre Dame	1/15/22	*	33	4-7	.571	4-7	.571	0-0	.000	1	3	4	3	2	3	0	0	12
at NC State	1/19/22	*	30	2-8	.250	1-6	.167	0-0	.000	1	1	2	3	3	2	0	2	5
at Boston College	1/22/22	*	30	3-8	.375	0-4	.000	0-0	.000	1	1	2	1	1	0	0	2	6
at North Carolina	1/24/22	*	26	1-4	.250	0-1	.000	0-0	.000	0	0	0	4	4	2	0	0	2
Miami	1/26/22	*	26	1-4	.250	1-4	.250	0-0	.000	0	3	3	0	1	3	0	0	3
at Florida State	1/29/22	*	21	3-4	.750	1-2	.500	0-0	.000	0	2	2	0	5	1	0	0	7
Georgia Tech	2/2/22	*	32	6-10	.600	4-6	.667	2-2	1.000	0	3	3	1	3	2	0	1	18
at Pittsburgh	2/5/22	*	28	7-10	.700	3-6	.500	3-4	.750	0	3	3	1	4	2	0	1	20
Pittsburgh	2/7/22	*	19	2-8	.250	2-6	.333	0-0	.000	1	0	1	1	1	1	0	1	6
Syracuse	2/12/22	*	14	0-4	.000	0-4	.000	0-0	.000	0	2	2	1	1	0	0	0	0
Virginia	2/14/22																	
North Carolina	2/19/22																	
at Georgia Tech	2/23/22																	
at Miami	2/26/22																	
Louisville	3/1/22																	
at Clemson	3/5/22																	

PRODUCTION TRACKER

	This Season	Career
Scored 10+ Points	9	68
Scored 20+ Points	1	13
Led Tech in Scoring	3	3
Made 3+ 3FGs	5	38
Led Tech in 3FGM	7	7
Shot over 40% from 3	11	82
Had a Double-Double	-	1
Had 5+ Assists	3	38
Had Multiple Steals	2	25



10 CAMDEN JOHNSON

FRESHMAN Guard | 6-1 | 175 | Business, Undecided
Waxhaw, North Carolina | Metrolina Christian Academy



SEASON/CAREER BESTS

POINTS

Season 3 vs. Merrimack (11/21/21)
Career 3 vs. Merrimack (11/21/21)

REBOUNDS

Season 1 (2x), last vs. Pitt (2/7/22)
Career 1 (2x), last vs. Pitt (2/7/22)

ASSISTS

Season 1 vs. Saint Francis (11/18/21)
Career 1 vs. Saint Francis (11/18/21)

BLOCKS

Season -
Career -

STEALS

Season 1 vs. Merrimack (11/21/21)
Career 1 vs. Merrimack (11/21/21)

MINUTES

Season 3 (2x), last vs. St. Bona. (12/17/21)
Career 3 (2x), last vs. St. Bona. (12/17/21)

FIELD GOALS MADE

Season 1 vs. Merrimack (11/21/21)
Career 1 vs. Merrimack (11/21/21)

FIELD GOALS ATTEMPTED

Season 1 (2x), last vs. St. Bona. (12/17/21)
Career 1 (2x), last vs. St. Bona. (12/17/21)

3-PT. FIELD GOALS MADE

Season 1 vs. Merrimack (11/21/21)
Career 1 vs. Merrimack (11/21/21)

3-PT. FIELD GOALS ATTEMPTED

Season 1 (2x), last vs. St. Bona. (12/17/21)
Career 1 (2x), last vs. St. Bona. (12/17/21)

FREE THROWS MADE

Season -
Career -

FREE THROWS ATTEMPTED

Season -
Career -

CAREER STATS

	GP-GS	MIN	AVG	FG-FGA	FG%	3FG-FGA	3FG%	FT-FTA	FT%	OFF-DEF-TOT	AVG	PF-FO	AST	TO	BLK	STL	PTS	AVG
2021-22	7-0	14	2.0	1-2	.500	1-2	.500	0-0	.000	0-2-2	0.3	1-0	1	0	0	1	3	0.4
TOTAL	7-0	14	2.0	1-2	.500	1-2	.500	0-0	.000	0-2-2	0.3	1-0	1	0	0	1	3	0.4

- Recruited as a preferred walk-on.
- Averaged 14 points, 6.6 rebounds, 3.2 assists and 2.3 steals per game his senior season at Metrolina.
- Parents, Joey and Cindy Johnson, both attended Virginia Tech.

2021-22 GAME-BY-GAME STATS

OPPONENT	DATE	ST	MIN	FG-FGA	PCT	3FG-FGA	PCT	FT-FTA	PCT	OFF	DEF	TOT	PF	A	T/O	BLK	STL	PTS
Maine	11/9/21		2	0-0	.000	0-0	.000	0-0	.000	0	0	0	0	0	0	0	0	0
at Navy	11/12/21									DNP								
Radford	11/15/21		1	0-0	.000	0-0	.000	0-0	.000	0	0	0	0	0	0	0	0	0
St. Francis (Pa.)	11/18/21		3	0-0	.000	0-0	.000	0-0	.000	0	0	0	0	1	0	0	0	0
Merrimack	11/21/21		2	1-1	1.000	1-1	1.000	0-0	.000	0	1	1	0	0	0	0	1	3
vs. Memphis	11/24/21									DNP								
vs. Xavier	11/26/21									DNP								
at Maryland	12/1/21									DNP								
Wake Forest	12/4/21									DNP								
Cornell	12/8/21		2	0-0	.000	0-0	.000	0-0	.000	0	0	0	0	0	0	0	0	0
at Dayton	12/12/21									DNP								
vs. St. Bonaventure	12/17/21		3	0-1	.000	0-1	.000	0-0	.000	0	0	0	1	0	0	0	0	0
at Duke	12/22/21									DNP								
NC State	1/4/22									DNP								
at Virginia	1/12/22									DNP								
Notre Dame	1/15/22									DNP								
at NC State	1/19/22									DNP								
at Boston College	1/22/22									DNP								
at North Carolina	1/24/22									DNP								
Miami	1/26/22									DNP								
at Florida State	1/29/22									DNP								
Georgia Tech	2/2/22									DNP								
at Pittsburgh	2/5/22									DNP								
Pittsburgh	2/7/22		1	0-0	.000	0-0	.000	0-0	.000	0	1	1	0	0	0	0	0	0
Syracuse	2/12/22									DNP								
Virginia	2/14/22																	
North Carolina	2/19/22																	
at Georgia Tech	2/23/22																	
at Miami	2/26/22																	
Louisville	3/1/22																	
at Clemson	3/5/22																	

PRODUCTION TRACKER

	This Season
Scored 5+ Points	-
Scored 10+ Points	-
Made Multiple 3FGs	-
Made 3+ 3FGs	-
Led Tech in 3FGM	-
Shot over 40% from 3	1
Played 5+ Minutes	-
Had Multiple Assists	-
Had Multiple Steals	-



11 JALEN HAYNES

FRESHMAN Forward | 6-8 | 250 | Human Development
Ft. Lauderdale, Florida | Montverde Academy



SEASON/CAREER BESTS

POINTS

Season 4 vs. Saint Francis (11/18/21)
Career 4 vs. Saint Francis (11/18/21)

REBOUNDS

Season 2 vs. Radford (11/15/21)
Career 2 vs. Radford (11/15/21)

ASSISTS

Season -
Career -

BLOCKS

Season -
Career -

STEALS

Season -
Career -

MINUTES

Season 5 vs. Maine (11/9/21)
Career 5 vs. Maine (11/9/21)

FIELD GOALS MADE

Season 2 vs. Saint Francis (11/18/21)
Career 2 vs. Saint Francis (11/18/21)

FIELD GOALS ATTEMPTED

Season 3 vs. Radford (11/15/21)
Career 3 vs. Radford (11/15/21)

3-PT. FIELD GOALS MADE

Season -
Career -

3-PT. FIELD GOALS ATTEMPTED

Season -
Career -

FREE THROWS MADE

Season 1 vs. St. Bonaventure (12/17/21)
Career 1 vs. St. Bonaventure (12/17/21)

FREE THROWS ATTEMPTED

Season 2 vs. St. Bonaventure (12/17/21)
Career 2 vs. St. Bonaventure (12/17/21)

CAREER STATS

	GP-GS	MIN	AVG	FG-FGA	FG%	3FG-FGA	3FG%	FT-FTA	FT%	OFF-DEF-TOT	AVG	PF-FO	AST	TO	BLK	STL	PTS	AVG
2021-22	9-0	25	2.8	3-7	.429	0-0	.000	1-3	.333	3-2-5	0.6	2-0	0	2	0	0	7	0.8
TOTAL	9-0	25	2.8	3-7	.429	0-0	.000	1-3	.333	3-2-5	0.6	2-0	0	2	0	0	7	0.8

- Played a postgraduate season at Montverde Academy during the 2020-21 season for head coach Ben Wisniewski; averaged 20.2 points and 10.6 rebounds.
- Before Montverde, played at Dillard High School for legendary head coach Darryl Burrows.
- At Dillard in 2019-20, averaged 18 points, 10 rebounds and two blocks, while leading the Panthers to a 24-8 record and to the state title game.
- Three-star recruit by 247Sports.
- Chose the Hokies over Mississippi State, Boston College and UCF.

First name pronounced: JAY-lin

2021-22 GAME-BY-GAME STATS

OPPONENT	DATE	ST	MIN	FG-FGA	PCT	3FG-FGA	PCT	FT-FTA	PCT	OFF	DEF	TOT	PF	A	T/O	BLK	STL	PTS
Maine	11/9/21		5	0-0	.000	0-0	.000	0-1	.000	0	0	0	1	0	0	0	0	0
at Navy	11/12/21		1	0-0	.000	0-0	.000	0-0	.000	0	0	0	0	0	0	0	0	0
Radford	11/15/21		4	0-3	.000	0-0	.000	0-0	.000	1	1	2	0	0	0	0	0	0
St. Francis (Pa.)	11/18/21		3	2-2	1.000	0-0	.000	0-0	.000	1	0	1	0	0	0	0	0	4
Merrimack	11/21/21		2	0-0	.000	0-0	.000	0-0	.000	0	0	0	0	0	1	0	0	0
vs. Memphis	11/24/21																	
vs. Xavier	11/26/21																	
at Maryland	12/1/21																	
Wake Forest	12/4/21																	
Cornell	12/8/21		2	0-1	.000	0-0	.000	0-0	.000	0	0	0	0	0	0	0	0	0
at Dayton	12/12/21																	
vs. St. Bonaventure	12/17/21		5	1-1	1.000	0-0	.000	1-2	.500	1	0	1	0	0	1	0	0	3
at Duke	12/22/21																	
NC State	1/4/22																	
at Virginia	1/12/22																	
Notre Dame	1/15/22																	
at NC State	1/19/22																	
at Boston College	1/22/22																	
at North Carolina	1/24/22		1	0-0	.000	0-0	.000	0-0	.000	0	0	0	1	0	0	0	0	0
Miami	1/26/22																	
at Florida State	1/29/22																	
Georgia Tech	2/2/22																	
at Pittsburgh	2/5/22																	
Pittsburgh	2/7/22		2	0-0	.000	0-0	.000	0-0	.000	0	1	1	0	0	0	0	0	0
Syracuse	2/12/22																	
Virginia	2/14/22																	
North Carolina	2/19/22																	
at Georgia Tech	2/23/22																	
at Miami	2/26/22																	
Louisville	3/1/22																	
at Clemson	3/5/22																	

PRODUCTION TRACKER

	This Season
Scored 10+ Points	-
Had 5+ Rebounds	-
Had Multiple Blocks	-
Led Tech in Blocks	-
Had Multiple Steals	-
Shot over 50% from the floor	2
Played 10+ Minutes	-
Shot 5+ Free Throws	-
Had Multiple Dunks	-



13 DARIUS MADDOX

SOPHOMORE Guard | 6-5 | 185 | Sports Media and Analytics
Bowie, Maryland | Oak Hill Academy



SEASON/CAREER BESTS

POINTS

Season 14 vs. Cornell (12/8/21)
Career 14 vs. Cornell (12/8/21)

REBOUNDS

Season 4 vs. Cornell (12/8/21)
Career 4 vs. Cornell (12/8/21)

ASSISTS

Season 4 vs. Miami (1/26/22)
Career 4 vs. Miami (1/26/22)

BLOCKS

Season 2 (2x), last vs. Miami (1/26/22)
Career 2 (2x), last vs. Miami (1/26/22)

STEALS

Season 3 at Florida State (1/29/22)
Career 3 at Florida State (1/29/22)

MINUTES

Season 24 vs. Syracuse (2/12/22)
Career 24 vs. Syracuse (2/12/22)

FIELD GOALS MADE

Season 4 (4x), last vs. Miami (1/26/22)
Career 4 (4x), last vs. Miami (1/26/22)

FIELD GOALS ATTEMPTED

Season 8 vs. Cornell (12/8/21)
Career 8 vs. Cornell (12/8/21)

3-PT. FIELD GOALS MADE

Season 3 (2x), last vs. Syracuse (2/12/22)
Career 3 (3x), last vs. Syracuse (2/12/22)

3-PT. FIELD GOALS ATTEMPTED

Season 5 vs. Syracuse (2/12/22)
Career 5 vs. Syracuse (2/12/22)

FREE THROWS MADE

Season 4 (2x), last vs. Cornell (12/8/21)
Career 4 (2x), last vs. Cornell (12/8/21)

FREE THROWS ATTEMPTED

Season 4 (3x), last vs. St. Bona. (12/17/21)
Career 4 (3x), last vs. St. Bona. (12/17/21)

CAREER STATS

	GP-GS	MIN	AVG	FG-FGA	FG%	3FG-FGA	3FG%	FT-FTA	FT%	OFF-DEF-TOT	AVG	PF-FO	AST	TO	BLK	STL	PTS	AVG
2020-21	11-0	35	3.2	3-11	.273	3-7	.429	0-0	.000	2-0-2	0.2	3-0	3	1	1	0	9	0.8
2021-22	25-0	374	15.0	47-90	.522	24-46	.522	20-25	.800	8-31-39	1.6	26-0	16	11	8	9	138	5.5
TOTAL	36-0	409	11.4	50-101	.495	27-53	.509	20-25	.800	10-31-41	1.1	29-0	19	12	9	9	147	4.1

- Dropped in a career-high 14 points on 4-of-8 shooting vs. Cornell; also set or tied career highs in rebounds (four), minutes played (23), field goals made (four) and free throws made (four).
- Appeared in 11 games in 2020-21, recording a season-high nine points vs. Coppin State (12/19/20).
- Rated 84th overall and the 14th-best shooting guard on 247 Sports.
- Chose the Hokies over Cincinnati, Creighton, Georgetown and Seton Hall.

2021-22 GAME-BY-GAME STATS

OPPONENT	DATE	ST	MIN	FG-FGA	PCT	3FG-FGA	PCT	FT-FTA	PCT	OFF	DEF	TOT	PF	A	T/O	BLK	STL	PTS
Maine	11/9/21		19	4-7	.571	1-1	1.000	0-0	.000	0	2	2	1	0	2	0	0	9
at Navy	11/12/21		15	2-5	.400	0-2	.000	0-1	.000	1	2	3	2	1	0	0	0	4
Radford	11/15/21		16	2-3	.667	2-3	.667	0-0	.000	0	1	1	0	1	1	0	0	6
St. Francis (Pa.)	11/18/21		18	4-4	1.000	3-3	1.000	0-0	.000	1	2	3	1	0	2	0	0	11
Merrimack	11/21/21		16	1-4	.250	1-2	.500	1-2	.500	1	2	3	0	0	0	0	0	4
vs. Memphis	11/24/21		14	2-2	1.000	1-1	1.000	0-0	.000	0	0	0	0	0	0	0	0	5
vs. Xavier	11/26/21		17	0-2	.000	0-2	.000	4-4	1.000	0	1	1	1	0	1	0	0	4
at Maryland	12/1/21		12	2-2	1.000	0-0	.000	0-0	.000	1	1	2	0	0	0	1	2	4
Wake Forest	12/4/21		12	2-3	.667	1-1	1.000	0-0	.000	0	1	1	1	0	0	0	1	5
Cornell	12/8/21		23	4-8	.500	2-4	.500	4-4	1.000	0	4	4	1	0	0	1	1	14
at Dayton	12/12/21		11	0-2	.000	0-0	.000	0-0	.000	1	0	1	3	0	0	0	0	0
vs. St. Bonaventure	12/17/21		17	2-4	.500	1-3	.333	3-4	.750	1	1	2	1	1	0	0	0	8
at Duke	12/22/21		16	1-3	.333	0-2	.000	0-0	.000	0	1	1	3	2	0	0	0	2
NC State	1/4/22		11	1-3	.333	1-2	.500	0-0	.000	0	2	2	0	1	0	1	1	3
at Virginia	1/12/22		8	0-1	.000	0-1	.000	0-0	.000	0	1	1	1	0	1	0	0	0
Notre Dame	1/15/22		5	1-2	.500	1-1	1.000	0-0	.000	0	0	0	0	0	0	0	0	3
at NC State	1/19/22		11	1-3	.333	0-1	.000	0-0	.000	0	0	0	1	0	0	0	0	2
at Boston College	1/22/22		6	1-1	1.000	0-0	.000	0-0	.000	1	0	1	0	0	1	0	0	2
at North Carolina	1/24/22		9	1-2	.500	0-0	.000	0-0	.000	0	1	1	1	0	0	0	0	2
Miami	1/26/22		15	4-6	.667	2-4	.500	3-3	1.000	1	2	3	0	4	0	2	0	13
at Florida State	1/29/22		23	2-6	.333	1-2	.500	1-1	1.000	0	1	1	3	1	0	0	3	6
Georgia Tech	2/2/22		14	2-4	.500	1-2	.500	1-3	.333	0	1	1	2	1	1	0	0	6
at Pittsburgh	2/5/22		23	3-4	.750	1-1	1.000	2-2	1.000	0	2	2	1	0	0	1	1	9
Pittsburgh	2/7/22		19	2-3	.667	2-3	.667	0-0	.000	0	0	0	2	1	0	0	0	6
Syracuse	2/12/22		24	3-6	.500	3-5	.600	1-1	1.000	0	3	3	1	3	1	1	1	10
Virginia	2/14/22																	
North Carolina	2/19/22																	
at Georgia Tech	2/23/22																	
at Miami	2/26/22																	
Louisville	3/1/22																	
at Clemson	3/5/22																	

PRODUCTION TRACKER

	This Season	Career
Scored 10+ Points	4	4
Scored 20+ Points	-	-
Led Tech in Scoring	-	-
Made 3+ 3FGs	2	3
Led Tech in 3FGM	2	2
Shot over 40% from 3	15	16
Had a Double-Double	-	-
Had Multiple Assists	3	3
Had Multiple Steals	1	1



14 BEN VARGA

FRESHMAN Guard | 5-10 | 170 | Business, Undecided
Louisville, Kentucky | St. Xavier



SEASON/CAREER BESTS

POINTS

Season 3 vs. Merrimack (11/21/21)
Career 3 vs. Merrimack (11/21/21)

REBOUNDS

Season -
Career -

ASSISTS

Season 1 vs. Pitt (2/7/22)
Career 1 vs. Pitt (2/7/22)

BLOCKS

Season -
Career -

STEALS

Season -
Career -

MINUTES

Season 3 (2x), last vs. Pitt (2/7/22)
Career 3 (2x), last vs. Pitt (2/7/22)

FIELD GOALS MADE

Season 1 vs. Merrimack (11/21/21)
Career 1 vs. Merrimack (11/21/21)

FIELD GOALS ATTEMPTED

Season 2 (2x), last vs. St. Bona. (12/17/21)
Career 2 (2x), last vs. St. Bona. (12/17/21)

3-PT. FIELD GOALS MADE

Season 1 vs. Merrimack (11/21/21)
Career 1 vs. Merrimack (11/21/21)

3-PT. FIELD GOALS ATTEMPTED

Season 2 vs. Merrimack (11/21/21)
Career 2 vs. Merrimack (11/21/21)

FREE THROWS MADE

Season -
Career -

FREE THROWS ATTEMPTED

Season -
Career -

CAREER STATS

	GP-GS	MIN	AVG	FG-FGA	FG%	3FG-FGA	3FG%	FT-FTA	FT%	OFF-DEF-TOT	AVG	PF-FO	AST	TO	BLK	STL	PTS	AVG
2021-22	6-0	13	2.2	1-5	.200	1-4	.250	0-0	.000	0-0-0	0.0	0-0	1	0	0	0	3	0.5
TOTAL	6-0	13	2.2	1-5	.200	1-4	.250	0-0	.000	0-0-0	0.0	0-0	1	0	0	0	3	0.5

- Recruited as a preferred walk-on.
- Played four years at St. Xavier High School for head coach Kevin Klein.
- Holds school record for career 3-pointers made, school record for 3-pointers made in a game and school record for 3-pointers made in a season.
- Led Kentucky in 3-pointers his senior year - averaged 18 ppg and four 3-pointers per game.
- Dad played tennis at the University of Kentucky.

Last name pronounced: VAR-guh

2021-22 GAME-BY-GAME STATS

OPPONENT	DATE	ST	MIN	FG-FGA	PCT	3FG-FGA	PCT	FT-FTA	PCT	OFF	DEF	TOT	PF	A	T/O	BLK	STL	PTS
Maine	11/9/21	2		0-0	.000	0-0	.000	0-0	.000	0	0	0	0	0	0	0	0	0
at Navy	11/12/21							DNP										
Radford	11/15/21	1		0-0	.000	0-0	.000	0-0	.000	0	0	0	0	0	0	0	0	0
St. Francis (Pa.)	11/18/21							DNP										
Merrimack	11/21/21	2		1-2	.500	1-2	.500	0-0	.000	0	0	0	0	0	0	0	0	3
vs. Memphis	11/24/21							DNP										
vs. Xavier	11/26/21							DNP										
at Maryland	12/1/21							DNP										
Wake Forest	12/4/21							DNP										
Cornell	12/8/21	2		0-1	.000	0-1	.000	0-0	.000	0	0	0	0	0	0	0	0	0
at Dayton	12/12/21							DNP										
vs. St. Bonaventure	12/17/21	3		0-2	.000	0-1	.000	0-0	.000	0	0	0	0	0	0	0	0	0
at Duke	12/22/21							DNP										
NC State	1/4/22							DNP										
at Virginia	1/12/22							DNP										
Notre Dame	1/15/22							DNP										
at NC State	1/19/22							DNP										
at Boston College	1/22/22							DNP										
at North Carolina	1/24/22							DNP										
Miami	1/26/22							DNP										
at Florida State	1/29/22							DNP										
Georgia Tech	2/2/22							DNP										
at Pittsburgh	2/5/22							DNP										
Pittsburgh	2/7/22	3		0-0	.000	0-0	.000	0-0	.000	0	0	0	0	1	0	0	0	0
Syracuse	2/12/22							DNP										
Virginia	2/14/22																	
North Carolina	2/19/22																	
at Georgia Tech	2/23/22																	
at Miami	2/26/22																	
Louisville	3/1/22																	
at Clemson	3/5/22																	

PRODUCTION TRACKER

	This Season
Scored 5+ Points	-
Scored 10+ Points	-
Made Multiple 3FGs	-
Made 3+ 3FGs	-
Led Tech in 3FGM	-
Shot over 40% from 3	1
Played 5+ Minutes	-
Had Multiple Assists	-
Had Multiple Steals	-



15 LYNN KIDD

SOPHOMORE Center | 6-10 | 240 | Public Health
Gainesville, Florida | Clemson



SEASON/CAREER BESTS

POINTS

Season 3 vs. Saint Francis (11/18/21)
Career 4 vs. Florida State (1/23/21)

REBOUNDS

Season 3 vs. Maine (11/9/21)
Career 4 vs. South Carolina State (12/2/20)

ASSISTS

Season -
Career 1 vs. Mississippi State (11/25/20)

BLOCKS

Season 1 (2x), last vs. St. Bona. (12/17/21)
Career 2 vs. South Carolina State (12/2/20)

STEALS

Season -
Career -

MINUTES

Season 6 vs. St. Bonaventure (12/17/21)
Career 12 vs. South Carolina State (12/2/20)

FIELD GOALS MADE

Season 1 vs. Saint Francis (11/18/21)
Career 1 (3x), last vs. Saint Francis (11/18/21)

FIELD GOALS ATTEMPTED

Season 3 vs. Saint Francis (11/18/21)
Career 5 vs. South Carolina State (12/2/20)

3-PT. FIELD GOALS MADE

Season -
Career -

3-PT. FIELD GOALS ATTEMPTED

Season -
Career -

FREE THROWS MADE

Season 1 vs. Saint Francis (11/18/21)
Career 2 (2x), last vs. Florida State (1/23/21)

FREE THROWS ATTEMPTED

Season 1 vs. Saint Francis (11/18/21)
Career 2 (2x), last vs. Florida State (1/23/21)

CAREER STATS

	GP-GS	MIN	AVG	FG-FGA	FG%	3FG-FGA	3FG%	FT-FTA	FT%	OFF-DEF-TOT	AVG	PF-FO	AST	TO	BLK	STL	PTS	AVG
2020-21	7-0	33	4.7	2-6	.333	0-0	.000	4-4	1.000	4-3-7	1.0	6-0	1	2	2	0	8	1.1
2021-22	7-0	22	3.1	1-6	.167	0-0	.000	1-1	1.000	4-4-8	1.1	0-0	0	3	2	0	3	0.4
TOTAL	14-0	55	3.9	3-12	.250	0-0	.000	5-5	1.000	8-7-15	1.1	6-0	1	5	4	0	11	0.8

- Played in seven games, totaling eight points in 33 minutes of action as a freshman at Clemson.
- Reclassified from the 2021 recruiting class to 2020.
- No. 77 overall prospect on ESPN's Top-100 list of high school juniors; four-star recruit.
- Chose Clemson over Virginia Tech, Miami, Wake Forest, Auburn and Florida during his initial recruitment.

2021-22 GAME-BY-GAME STATS

OPPONENT	DATE	ST	MIN	FG-FGA	PCT	3FG-FGA	PCT	FT-FTA	PCT	OFF	DEF	TOT	PF	A	T/O	BLK	STL	PTS
Maine	11/9/21		4	0-1	.000	0-0	.000	0-0	.000	2	1	3	0	0	2	0	0	0
at Navy	11/12/21							DNP										
Radford	11/15/21		1	0-1	.000	0-0	.000	0-0	.000	0	0	0	0	0	0	0	0	0
St. Francis (Pa.)	11/18/21		4	1-3	.333	0-0	.000	1-1	1.000	1	0	1	0	0	0	0	0	3
Merrimack	11/21/21		3	0-0	.000	0-0	.000	0-0	.000	0	2	2	0	0	0	1	0	0
vs. Memphis	11/24/21							DNP										
vs. Xavier	11/26/21							DNP										
at Maryland	12/1/21							DNP										
Wake Forest	12/4/21							DNP										
Cornell	12/8/21		3	0-1	.000	0-0	.000	0-0	.000	1	1	2	0	0	0	0	0	0
at Dayton	12/12/21							DNP										
vs. St. Bonaventure	12/17/21		6	0-0	.000	0-0	.000	0-0	.000	0	0	0	0	0	1	1	0	0
at Duke	12/22/21							DNP										
NC State	1/4/22							DNP										
at Virginia	1/12/22							DNP										
Notre Dame	1/15/22							DNP										
at NC State	1/19/22							DNP										
at Boston College	1/22/22							DNP										
at North Carolina	1/24/22							DNP										
Miami	1/26/22							DNP										
at Florida State	1/29/22							DNP										
Georgia Tech	2/2/22							DNP										
at Pittsburgh	2/5/22							DNP										
Pittsburgh	2/7/22		1	0-0	.000	0-0	.000	0-0	.000	0	0	0	0	0	0	0	0	0
Syracuse	2/12/22							DNP										
Virginia	2/14/22																	
North Carolina	2/19/22																	
at Georgia Tech	2/23/22																	
at Miami	2/26/22																	
Louisville	3/1/22																	
at Clemson	3/5/22																	

PRODUCTION TRACKER

	This Season	Career
Scored 10+ Points	-	-
Had 5+ Rebounds	-	-
Had Multiple Blocks	-	1
Led Tech in Blocks	-	-
Had Multiple Steals	-	-
Shot over 50% from the floor	-	1
Played 10+ Minutes	-	1
Shot 5+ Free Throws	-	-
Had Multiple Dunks	-	-



21 JOHN OJIAKO

JUNIOR Center | 6-10 | 245 | Public Health
Lagos, Nigeria | Admiral Farragut (Fla.)



SEASON/CAREER BESTS

POINTS

Season 9 vs. Maine (11/9/21)
Career 15 vs. UMES (12/29/19)

REBOUNDS

Season 5 (2x), last vs. Merrimack (11/21/21)
Career 9 (2x), last vs. Pittsburgh (2/15/20)

ASSISTS

Season 1 (2x), last at BC (1/22/22)
Career 1 (4x), last at BC (1/22/22)

BLOCKS

Season 2 vs. St. Bonaventure (12/17/21)
Career 5 vs. Miami (2/19/20)

STEALS

Season -
Career 2 vs. USC Upstate (11/13/19)

MINUTES

Season 14 vs. Merrimack (11/21/21)
Career 23 vs. Miami (2/19/20)

FIELD GOALS MADE

Season 4 vs. Maine (11/9/21)
Career 5 vs. UMES (12/29/19)

FIELD GOALS ATTEMPTED

Season 8 vs. Maine (11/9/21)
Career 10 vs. UMES (12/29/19)

3-PT. FIELD GOALS MADE

Season -
Career -

3-PT. FIELD GOALS ATTEMPTED

Season -
Career -

FREE THROWS MADE

Season 5 vs. St. Bonaventure (12/17/21)
Career 5 (2x), last vs. St. Bona. (12/17/21)

FREE THROWS ATTEMPTED

Season 6 vs. St. Bonaventure (12/17/21)
Career 6 (2x), last vs. St. Bona. (12/17/21)

CAREER STATS

	GP-GS	MIN	AVG	FG-FGA	FG%	3FG-FGA	3FG%	FT-FTA	FT%	OFF-DEF-TOT	AVG	PF-FO	AST	TO	BLK	STL	PTS	AVG
2019-20	31-2	325	10.5	33-61	.541	0-0	.000	19-28	.679	35-50-85	2.7	47-2	2	17	23	6	85	2.7
2020-21	6-0	16	2.7	1-4	.250	0-0	.000	0-2	.000	0-1-1	0.2	4-0	0	1	2	0	2	0.3
2021-22	17-0	116	6.8	17-28	.607	0-0	.000	9-11	.818	17-17-34	2.0	13-0	2	7	7	0	43	2.5
TOTAL	54-2	456	8.4	51-93	.548	0-0	.000	28-41	.683	52-68-120	2.2	63-1	4	25	32	6	130	2.4

- Battled through injuries most of 2020-21.
- Played in six games last season, throwing down a dunk for his lone bucket of the year.
- Played at Admiral Farragut High School in Florida during 2018-19.
- Originally from Nigeria, played his high school basketball first in Kentucky and then in St. Petersburg, Florida.
- Rated as the No. 25 center in the nation and No. 10 player in Florida by ESPN.
- Three-star prospect on 247 Sports and Rivals.com.
- Hopes to become a medical doctor.

Last name pronounced: oh-GEE-ah-koh

2021-22 GAME-BY-GAME STATS

OPPONENT	DATE	ST	MIN	FG-FGA	PCT	3FG-FGA	PCT	FT-FTA	PCT	OFF	DEF	TOT	PF	A	T/O	BLK	STL	PTS
Maine	11/9/21		12	4-8	.500	0-0	.000	1-1	1.000	2	2	4	2	0	0	0	0	9
at Navy	11/12/21		9	3-3	1.000	0-0	.000	0-0	.000	1	1	2	1	0	1	1	0	6
Radford	11/15/21		10	0-1	.000	0-0	.000	0-0	.000	1	4	5	3	0	0	0	0	0
St. Francis (Pa.)	11/18/21		9	2-4	.500	0-0	.000	2-2	1.000	2	1	3	1	0	2	1	0	6
Merrimack	11/21/21		14	3-4	.750	0-0	.000	0-0	.000	1	4	5	0	0	0	0	0	6
vs. Memphis	11/24/21		4	0-0	.000	0-0	.000	0-0	.000	0	0	0	0	0	0	0	0	0
vs. Xavier	11/26/21							DNP										
at Maryland	12/1/21		3	0-1	.000	0-0	.000	0-0	.000	0	0	0	0	0	0	0	0	0
Wake Forest	12/4/21		3	1-1	1.000	0-0	.000	0-0	.000	2	1	3	0	0	0	0	0	2
Cornell	12/8/21		8	0-1	.000	0-0	.000	1-2	.500	3	1	4	1	1	1	1	0	1
at Dayton	12/12/21							DNP										
vs. St. Bonaventure	12/17/21		9	0-0	.000	0-0	.000	5-6	.833	2	0	2	1	0	2	2	0	5
at Duke	12/22/21							DNP										
NC State	1/4/22							DNP										
at Virginia	1/12/22		13	1-1	1.000	0-0	.000	0-0	.000	1	2	3	2	0	1	1	0	2
Notre Dame	1/15/22							DNP										
at NC State	1/19/22		3	1-1	1.000	0-0	.000	0-0	.000	1	0	1	0	0	0	0	0	2
at Boston College	1/22/22		6	0-1	.000	0-0	.000	0-0	.000	0	1	1	2	1	0	1	0	0
at North Carolina	1/24/22							DNP										
Miami	1/26/22							DNP										
at Florida State	1/29/22		1	0-0	.000	0-0	.000	0-0	.000	0	0	0	0	0	0	0	0	0
Georgia Tech	2/2/22		2	0-0	.000	0-0	.000	0-0	.000	0	0	0	0	0	0	0	0	0
at Pittsburgh	2/5/22		3	0-0	.000	0-0	.000	0-0	.000	0	0	0	0	0	0	0	0	0
Pittsburgh	2/7/22		7	2-2	1.000	0-0	.000	0-0	.000	0	0	0	0	0	0	0	0	4
Syracuse	2/12/22							DNP										
Virginia	2/14/22																	
North Carolina	2/19/22																	
at Georgia Tech	2/23/22																	
at Miami	2/26/22																	
Louisville	3/1/22																	
at Clemson	3/5/22																	

PRODUCTION TRACKER

	This Season	Career
Scored 10+ Points	-	1
Had 5+ Rebounds	2	8
Had Multiple Blocks	1	8
Led Tech in Blocks	2	10
Had Multiple Steals	-	1
Shot over 50% from the floor	8	28
Played 10+ Minutes	4	19
Shot 5+ Free Throws	1	3
Had Multiple Dunks	-	-



22 KEVE ALUMA

R-SENIOR Forward | 6-9 | 235 | Sociology (2nd undergraduate degree)
Berlin, Maryland | Wofford



SEASON/CAREER BESTS

POINTS

Season 25 at Duke (12/22/21)
Career 30 at Pittsburgh (2/3/21)

REBOUNDS

Season 12 at Maryland (12/1/21)
Career 14 vs. Georgia Tech (2/23/21)

ASSISTS

Season 5 vs. Wake Forest (12/4/21)
Career 5 (4x), last vs. Wake Forest (12/4/21)

BLOCKS

Season 3 (2x), last vs. Miami (1/26/22)
Career 4 at Wake Forest (1/17/21)

STEALS

Season 3 vs. St. Bonaventure (12/17/21)
Career 3 (2x), last vs. St. Bona. (12/17/21)

MINUTES

Season 38 (2x), last at Virginia (1/12/22)
Career 43 at Miami (2/6/21)

FIELD GOALS MADE

Season 11 at Duke (12/22/21)
Career 11 at Duke (12/22/21)

FIELD GOALS ATTEMPTED

Season 20 (2x), last at Virginia (1/12/22)
Career 20 (2x), last at Virginia (1/12/22)

3-PT. FIELD GOALS MADE

Season 4 vs. Wake Forest (12/4/21)
Career 5 vs. Wake Forest (2/27/21)

3-PT. FIELD GOALS ATTEMPTED

Season 7 vs. Wake Forest (12/4/21)
Career 7 (2x), last vs. Wake Forest (12/4/21)

FREE THROWS MADE

Season 10 at Navy (11/12/21)
Career 10 at Navy (11/12/21)

FREE THROWS ATTEMPTED

Season 10 at Navy (11/12/21)
Career 13 vs. VMI (12/3/20)

CAREER STATS

	GP-GS	MIN	AVG	FG-FGA	FG%	3FG-FGA	3FG%	FT-FTA	FT%	OFF-DEF-TOT	AVG	PF-FO	AST	TO	BLK	STL	PTS	AVG
2017-18	33-2	439	13.3	30-53	.566	0-0	.000	24-42	.571	45-68-113	3.4	63-2	18	20	13	6	84	2.5
2018-19	35-34	931	26.6	94-141	.667	0-1	.000	54-94	.574	92-147-239	6.8	81-3	34	36	31	23	242	6.9
2019-20											DNP							
2020-21	22-22	674	30.6	118-241	.490	20-57	.351	78-108	.722	56-118-174	7.9	52-1	48	41	29	15	334	15.2
2021-22	25-25	756	30.2	150-285	.526	15-52	.288	73-94	.777	55-99-154	6.2	62-1	47	42	20	17	388	15.5
TOTAL	115-83	2800	24.3	392-720	.544	35-110	.318	229-338	.678	248-432-680	5.9	258-7	147	139	93	61	1048	9.1

- Returns after exploring his 2021 NBA Draft options.
- Second-Team All-ACC pick in 2020-21.
- Only Hokie to start all 22 games Tech played.
- Averaged a team-high 15.2 points per game, which ranked ninth in the ACC.
- Posted a team-best six double-doubles last season.
- Two-time ACC Player of the Week (11/30/20, 2/1/21).
- Earned his first undergraduate degree in human development from Virginia Tech in May 2021.
- Currently working on his second undergraduate degree in sociology.

Name pronounced: kev-AYE ah-LOU-muh

2021-22 GAME-BY-GAME STATS

OPPONENT	DATE	ST	MIN	FG-FGA	PCT	3FG-FGA	PCT	FT-FTA	PCT	OFF	DEF	TOT	PF	A	T/O	BLK	STL	PTS
Maine	11/9/21	*	18	3-5	.600	0-1	.000	2-2	1.000	0	0	0	3	0	0	1	0	8
at Navy	11/12/21	*	24	5-9	.556	0-0	.000	10-10	1.000	2	4	6	4	1	1	1	1	20
Radford	11/15/21	*	23	5-8	.625	0-2	.000	0-0	.000	0	4	4	3	1	2	2	0	10
St. Francis (Pa.)	11/18/21	*	24	6-13	.462	0-5	.000	6-8	.750	2	5	7	3	1	1	0	0	18
Merrimack	11/21/21	*	24	2-3	.667	0-0	.000	2-4	.500	2	3	5	1	2	1	3	0	6
vs. Memphis	11/24/21	*	36	5-17	.294	1-3	.333	3-4	.750	5	6	11	5	1	1	0	2	14
vs. Xavier	11/26/21	*	37	6-11	.545	0-1	.000	0-1	.000	0	5	5	0	2	1	0	0	12
at Maryland	12/1/21	*	35	6-14	.429	1-4	.250	4-6	.667	5	7	12	2	2	2	2	0	17
Wake Forest	12/4/21	*	36	8-16	.500	4-7	.571	3-4	.750	4	5	9	3	5	4	0	0	23
Cornell	12/8/21	*	22	8-9	.889	0-1	.000	0-0	.000	2	3	5	3	1	0	1	1	16
at Dayton	12/12/21	*	37	7-15	.467	0-2	.000	0-2	.000	3	3	6	2	2	3	0	1	14
vs. St. Bonaventure	12/17/21	*	24	5-11	.455	0-2	.000	2-2	1.000	1	2	3	1	4	0	2	3	12
at Duke	12/22/21	*	38	11-20	.550	1-3	.333	2-2	1.000	5	5	10	2	3	2	0	1	25
NC State	1/4/22	*	34	7-14	.500	1-3	.333	3-5	.600	4	2	6	3	2	2	0	0	18
at Virginia	1/12/22	*	38	9-20	.450	1-3	.333	3-3	1.000	2	4	6	2	3	3	1	0	22
Notre Dame	1/15/22	*	36	7-14	.500	0-3	.000	3-5	.600	1	7	8	3	2	2	0	0	17
at NC State	1/19/22	*	28	5-7	.714	0-1	.000	0-0	.000	3	8	11	3	1	3	1	0	10
at Boston College	1/22/22	*	32	7-14	.500	1-2	.500	6-6	1.000	3	5	8	3	3	1	0	1	21
at North Carolina	1/24/22	*	37	7-15	.467	1-2	.500	4-4	1.000	1	5	6	4	3	2	1	0	19
Miami	1/26/22	*	33	5-8	.625	1-2	.500	3-3	1.000	1	2	3	1	3	1	3	1	14
at Florida State	1/29/22	*	24	2-4	.500	0-0	.000	0-2	.000	0	1	1	4	0	1	0	1	4
Georgia Tech	2/2/22	*	27	8-11	.727	0-0	.000	8-9	.889	3	4	7	1	1	3	0	0	24
at Pittsburgh	2/5/22	*	31	2-4	.500	1-2	.500	1-2	.500	2	2	4	2	2	2	0	2	6
Pittsburgh	2/7/22	*	22	7-10	.700	2-3	.667	2-2	1.000	3	3	6	3	2	4	0	1	18
Syracuse	2/12/22	*	36	7-13	.538	0-0	.000	6-8	.750	1	4	5	1	0	0	2	2	20
Virginia	2/14/22																	
North Carolina	2/19/22																	
at Georgia Tech	2/23/22																	
at Miami	2/26/22																	
Louisville	3/1/22																	
at Clemson	3/5/22																	

PRODUCTION TRACKER

	This Season	Career
Scored 10+ Points	21	46
Scored 20+ Points	7	12
Led Tech in Scoring	15	23
Had 10+ Rebounds	4	19
Led Tech in Rebounding	7	19
Had a Double-Double	4	12
Shot over 50% from the floor	18	77
Made 3+ 3FGs	1	4
Shot 5+ Free Throws	8	26



25 JUSTYN MUTTS

GRADUATE STUDENT Forward | 6-7 | 230 | Educational Psychology (2nd master's degree)
Millville, New Jersey | Delaware

SEASON/CAREER BESTS

POINTS

Season 24 vs. Notre Dame (1/15/22)
Career 30 at Hofstra (1/23/20)

REBOUNDS

Season 14 vs. Syracuse (2/12/22)
Career 16 vs. UMES (11/29/19)

ASSISTS

Season 11 vs. Syracuse (2/12/22)
Career 11 vs. Syracuse (2/12/22)

BLOCKS

Season 2 (4x), last at BC (1/22/22)
Career 4 (3x), last vs. Hofstra (3/9/20)

STEALS

Season 5 at Pitt (2/5/22)
Career 5 (2x), last at Pitt (2/5/22)

MINUTES

Season 38 (2x), last vs. Syracuse (2/12/22)
Career 39 (2x), last at Miami (2/6/21)

FIELD GOALS MADE

Season 9 vs. Notre Dame (1/15/22)
Career 14 at Hofstra (1/23/20)

FIELD GOALS ATTEMPTED

Season 15 at UNC (1/24/22)
Career 17 at Hofstra (1/23/20)

3-PT. FIELD GOALS MADE

Season 2 (2x), last at Pitt (2/5/22)
Career 3 (2x), last vs. North Carolina (3/11/21)

3-PT. FIELD GOALS ATTEMPTED

Season 4 at Dayton (12/12/21)
Career 5 (3x), last vs. North Carolina (3/11/21)

FREE THROWS MADE

Season 6 at Duke (12/22/21)
Career 8 vs. UMES (11/29/19)

FREE THROWS ATTEMPTED

Season 7 at Duke (12/22/21)
Career 8 (3x), last vs. Columbia (12/2/19)

CAREER STATS

	GP-GS	MIN	AVG	FG-FGA	FG%	3FG-FGA	3FG%	FT-FTA	FT%	OFF-DEF-TOT	AVG	PF-FO	AST	TO	BLK	STL	PTS	AVG
2017-18	28-18	568	20.3	71-132	.538	0-1	.000	26-47	.553	38-74-112	4.0	86-2	39	42	32	30	168	6.0
2018-19									DNP									
2019-20	33-32	1046	31.7	162-301	.538	2-18	.111	75-102	.735	66-210-276	8.4	110-7	72	82	34	44	401	12.2
2020-21	22-21	651	29.6	83-162	.512	15-45	.333	27-53	.509	37-104-141	6.4	62-2	49	51	17	13	208	9.5
2021-22	25-25	724	29.0	107-194	.552	14-35	.400	32-48	.667	58-130-188	7.5	67-0	82	62	19	30	260	10.4
TOTAL	108-96	2989	27.7	423-789	.536	31-99	.313	160-250	.640	199-518-717	6.6	325-11	242	237	102	117	1037	9.6

- Candidate for 2021-22 Senior CLASS Award.
- Focused on improving his shooting form in the offseason.
- Started 21 of 22 games he played in last season.
- Reached double-figure scoring nine times in his first season as a Hokie.
- ACC All-Academic Team member in 2020-21.
- At Delaware, led the Blue Hens in rebounding and was fifth in the CAA in rebounds per game with 8.4 in 2019-20.
- Second on the team in points per game (12.2) and turned in 11 double-doubles - the third most in the CAA.
- Had 19 double-digit scoring outings and 13 double-figure rebounding efforts in 2019-20.
- Sat out the 2018-19 season due to NCAA transfer policy.
- As a freshman at High Point, Big South All-Freshman Team honoree.
- Chose the Hokies over Mississippi State and Houston.
- Earned his master's degree from Virginia Tech's OMALS program in May 2021.
- Currently working on his second graduate degree in educational psychology.

First name pronounced: JUST-in

2021-22 GAME-BY-GAME STATS

OPPONENT	DATE	ST	MIN	FG-FGA	PCT	3FG-FGA	PCT	FT-FTA	PCT	OFF	DEF	TOT	PF	A	T/O	BLK	STL	PTS
Maine	11/9/21	*	23	7-13	.538	1-3	.333	0-0	.000	2	5	7	1	6	1	1	2	15
at Navy	11/12/21	*	34	4-5	.800	1-1	1.000	0-0	.000	1	6	7	2	2	2	0	1	9
Radford	11/15/21	*	25	5-13	.385	1-3	.333	0-0	.000	2	6	8	3	1	1	1	0	11
St. Francis (Pa.)	11/18/21	*	21	3-8	.375	0-2	.000	0-0	.000	0	5	5	3	2	1	0	3	6
Merrimack	11/21/21	*	22	4-5	.800	1-1	1.000	0-0	.000	2	5	7	3	5	2	0	1	9
vs. Memphis	11/24/21	*	38	3-6	.500	0-2	.000	1-2	.500	4	8	12	2	3	3	0	4	7
vs. Xavier	11/26/21	*	32	2-6	.333	1-2	.500	0-2	.000	3	8	11	2	3	3	1	1	5
at Maryland	12/1/21	*	31	6-12	.500	2-3	.667	2-4	.500	2	2	4	4	2	2	0	2	16
Wake Forest	12/4/21	*	28	7-10	.700	1-3	.333	0-0	.000	1	2	3	3	3	3	0	0	15
Cornell	12/8/21	*	20	3-4	.750	0-0	.000	4-4	1.000	3	5	8	2	4	3	1	0	10
at Dayton	12/12/21	*	27	3-9	.333	0-4	.000	2-5	.400	3	7	10	4	1	2	1	0	8
vs. St. Bonaventure	12/17/21	*	23	1-1	1.000	0-0	.000	0-0	.000	1	6	7	1	2	3	0	2	2
at Duke	12/22/21	*	34	7-14	.500	0-1	.000	6-7	.857	4	5	9	4	3	1	1	1	20
NC State	1/4/22	*	35	3-7	.429	0-0	.000	0-0	.000	1	6	7	4	2	6	2	2	6
at Virginia	1/12/22	*	28	1-2	.500	0-1	.000	0-0	.000	0	4	4	4	2	1	2	1	2
Notre Dame	1/15/22	*	33	9-11	.818	1-1	1.000	5-6	.833	2	5	7	2	3	2	1	1	24
at NC State	1/19/22	*	33	6-8	.750	1-1	1.000	0-0	.000	4	5	9	2	4	4	2	0	13
at Boston College	1/22/22	*	26	2-5	.400	0-0	.000	0-0	.000	1	2	3	4	3	1	2	1	4
at North Carolina	1/24/22	*	32	8-15	.533	1-3	.333	1-4	.250	1	9	10	4	2	2	1	1	18
Miami	1/26/22	*	29	4-7	.571	1-1	1.000	0-0	.000	5	5	10	4	8	4	1	0	9
at Florida State	1/29/22	*	24	4-5	.800	0-0	.000	2-2	1.000	3	2	5	3	4	2	0	1	10
Georgia Tech	2/2/22	*	33	4-4	1.000	0-0	.000	2-2	1.000	5	3	8	2	4	2	1	0	10
at Pittsburgh	2/5/22	*	33	5-10	.500	2-3	.667	4-6	.667	2	3	5	2	2	8	0	5	16
Pittsburgh	2/7/22	*	22	1-4	.250	0-0	.000	1-2	.500	3	6	9	1	0	2	0	1	3
Syracuse	2/12/22	*	38	5-10	.500	0-0	.000	2-2	1.000	4	10	14	1	11	1	1	0	12
Virginia	2/14/22																	
North Carolina	2/19/22																	
at Georgia Tech	2/23/22																	
at Miami	2/26/22																	
Louisville	3/1/22																	
at Clemson	3/5/22																	

PRODUCTION TRACKER

	This Season	Career
Scored 10+ Points	13	46
Scored 20+ Points	2	9
Led Tech in Scoring	3	5
Had 10+ Rebounds	6	21
Led Tech in Rebounding	15	21
Had a Double-Double	2	14
Shot over 50% from the floor	18	65
Made 3+ 3FGs	-	2
Shot 5+ Free Throws	4	18



VIRGINIA TECH MEN'S BASKETBALL

COMBINED TEAM STATS

Game Records

Record	Overall	Home	Away	Neutral
ALL GAMES	15-10	9-3	5-5	1-2
CONFERENCE	7-7	4-3	3-4	0-0
NON-CONFERENCE	8-3	5-0	2-1	1-2

Score by Periods

Team	1st	2nd	OT	TOT
Virginia Tech	881	892	0	1773
Opponents	707	840	0	1547

Team Box Score

No.	Player				Total		3-Point		F-Throw		Rebounds											
		GP-GS	MIN	AVG	FG-FGA	FG%	3FG-3FGA	3FG%	FT-FTA	FT%	OFF	DEF	TOT	AVG	PF	DQ	A	TO	BLK	STL	PTS	AVG
22	ALUMA, Keve	25-25	755:29	30.2	150-285	.526	15-52	.288	73-94	.777	55	99	154	6.2	62	1	47	42	20	17	388	15.5
0	CATTOOR, Hunter	25-25	830:02	33.2	88-196	.449	64-140	.457	25-34	.735	8	92	100	4.0	48	0	50	24	5	27	265	10.6
25	MUTTS, Justyn	25-25	721:56	28.9	107-194	.552	14-35	.400	32-48	.667	59	130	189	7.6	67	0	82	62	19	30	260	10.4
4	ALLEYNE, Nahiem	25-25	791:05	31.6	85-231	.368	47-123	.382	39-43	.907	2	72	74	3.0	37	0	44	36	1	12	256	10.2
5	MURPHY, Storm	25-25	693:13	27.7	79-175	.451	40-109	.367	12-17	.706	7	39	46	1.8	39	0	67	42	0	12	210	8.4
13	MADDOX, Darius	25-0	375:60	15.0	47-90	.522	24-46	.522	20-25	.800	8	31	39	1.6	26	0	16	11	8	9	138	5.5
1	N'GUESSAN, David	25-0	355:55	14.2	40-81	.494	4-12	.333	16-32	.500	21	54	75	3.0	38	0	18	15	17	8	100	4.0
3	PEDULLA, Sean	25-0	284:49	11.4	34-74	.459	23-39	.590	6-9	.667	3	23	26	1.0	27	1	39	21	0	12	97	3.9
21	OJIAKO, John	17-0	116:10	6.8	17-28	.607	0-0	.000	9-11	.818	16	17	33	1.9	13	0	2	7	7	0	43	2.5
11	HAYNES, Jalen	9-0	24:32	2.7	3-7	.429	0-0	.000	1-3	.333	3	2	5	0.6	2	0	0	2	0	0	7	0.8
14	VARGA, Ben	6-0	14:02	2.3	1-5	.200	1-4	.250	0-0	.000	0	0	0	0.0	0	0	1	0	0	0	3	0.5
15	KIDD, Lynn	7-0	21:30	3.1	1-6	.167	0-0	.000	1-1	1.000	4	4	8	1.1	0	0	0	3	2	0	3	0.4
10	JOHNSON, Camden	7-0	15:18	2.2	1-2	.500	1-2	.500	0-0	.000	0	2	2	0.3	1	0	1	0	0	1	3	0.4
Team											25	25	50					9				
Total		25	5000		653-1374	.475	233-562	.415	234-317	.738	211	590	801	32.0	360	2	367	274	79	128	1773	70.9
Opponents		25	5000		570-1348	.423	166-507	.327	241-324	.744	220	542	762	30.5	366	4	281	305	77	156	1547	61.9

Team Statistics

	HOKIES	OPP
Scoring	1773	1547
Points per game	70.9	61.9
Scoring margin	+9.0	-
Field goals-att	653-1374	570-1348
Field goal pct	.475	.423
3 point fg-att	233-562	166-507
3-point FG pct	.415	.327
3-pt FG made per game	9.3	6.6
Free throws-att	234-317	241-324
Free throw pct	.738	.744
F-Throws made per game	9.4	9.6
Rebounds	801	762
Rebounds per game	32.0	30.5
Rebounding margin	+1.6	-
Assists	367	281
Assists per game	14.7	11.2
Turnovers	274	305
Turnovers per game	11.0	12.2
Turnover margin	+1.2	-
Assist/turnover ratio	1.3	0.9
Steals	128	156
Steals per game	5.1	6.2
Blocks	79	77
Blocks per game	3.2	3.1
Winning streak	5	-
Home win streak	3	-
Attendance	85699	114456
Home games-Avg/Game	12-7142	10-11446
Neutral site-Avg/Game	-	3-935

Team Results

Date	Opponent		Score	Att.
11/09/2021	Maine	W	82-47	6473
11/12/2021	at Navy	W	77-57	4784
11/15/2021	Radford	W	65-39	6835
11/18/2021	Saint Francis (PA)	W	85-55	6437
11/21/2021	Merrimack	W	72-43	4730
11/24/2021	vs Memphis	L	61-69	2804
11/26/2021	vs Xavier	L	58-59	0
12/01/2021	at Maryland	W	62-58	15988
12/04/2021	Wake Forest	L	61-80	8925
12/08/2021	Cornell	W	93-60	6403
12/12/2021	at Dayton	L	57-62	13407
12/17/2021	vs St. Bonaventure	W	86-49	0
12/22/2021	at Duke	L	65-76	9314
01/04/2022	NC State	L	63-68	5148
01/12/2022	at Virginia	L	52-54	13573
01/15/2022	Notre Dame	W	79-73	8925
01/19/2022	at NC State	W	62-59	13286
01/22/2022	at Boston College	L	63-68	4714
01/24/2022	at North Carolina	L	68-78	19357
01/26/2022	Miami (FL)	L	75-78	7086
01/29/2022	at Florida St.	W	85-72	11500
02/02/2022	Georgia Tech	W	81-66	6887
02/05/2022	at Pittsburgh	W	76-71	8533
02/07/2022	Pittsburgh	W	74-47	8925
02/12/2022	Syracuse	W	71-59	8925

TEAM GAME-BY-GAME

				Total		3-Pointers		Free throws		Rebounds											
Opponent	Date	Score		FG-FGA	PCT	3FG-3FGA	PCT	FT-FTA	PCT	OFF	DEF	TOT	AVG	PF	A	TO	BLK	STL	PTS	AVG	
Maine	11/09/2021	82-47	W	35-66	.530	9-21	.429	3-5	.600	9	26	35	35.0	11	18	8	3	4	82	82.0	
at Navy	11/12/2021	77-57	W	27-54	.500	8-19	.421	15-19	.789	8	27	35	35.0	17	14	9	2	5	77	79.5	
Radford	11/15/2021	65-39	W	25-58	.431	10-23	.435	5-6	.833	7	34	41	37.0	14	10	15	3	7	65	74.7	
Saint Francis (PA)	11/18/2021	85-55	W	31-60	.517	7-20	.350	16-20	.800	10	32	42	38.3	14	14	8	4	6	85	77.3	
Merrimack	11/21/2021	72-43	W	27-49	.551	11-23	.478	7-12	.583	7	25	32	37.0	9	15	12	5	5	72	76.2	
vs Memphis	11/24/2021	61-69	L	19-56	.339	7-21	.333	16-22	.727	9	24	33	36.3	20	10	13	0	8	61	73.7	
vs Xavier	11/26/2021	58-59	L	22-54	.407	8-23	.348	6-10	.600	5	23	28	35.1	12	14	8	1	4	58	71.4	
at Maryland	12/01/2021	62-58	W	23-60	.383	9-20	.450	7-12	.583	11	22	33	34.9	15	15	8	4	6	62	70.3	
Wake Forest	12/04/2021	61-80	L	23-56	.411	8-27	.296	7-8	.875	11	14	25	33.8	13	14	12	2	3	61	69.2	
Cornell	12/08/2021	93-60	W	34-63	.540	12-23	.522	13-17	.765	12	28	40	34.4	14	16	12	6	4	93	71.6	
at Dayton	12/12/2021	57-62	L	21-55	.382	6-22	.273	9-14	.643	9	23	32	34.2	17	11	13	2	5	57	70.3	
vs St. Bonaventure	12/17/2021	86-49	W	28-51	.549	13-28	.464	17-23	.739	9	25	34	34.2	13	14	14	5	8	86	71.6	
at Duke	12/22/2021	65-76	L	26-61	.426	5-19	.263	8-9	.889	12	19	31	33.9	18	16	10	1	4	65	71.1	
NC State	01/04/2022	63-68	L	23-53	.434	8-23	.348	9-11	.818	8	18	26	33.4	13	14	10	3	3	63	70.5	
at Virginia	01/12/2022	52-54	L	21-50	.420	7-20	.350	3-3	1.000	6	23	29	33.1	16	13	12	6	5	52	69.3	
Notre Dame	01/15/2022	79-73	W	29-49	.592	10-20	.500	11-15	.733	5	23	28	32.8	18	13	10	4	1	79	69.9	
at NC State	01/19/2022	62-59	W	26-53	.491	7-24	.292	3-4	.750	12	25	37	33.0	17	13	17	5	5	62	69.4	
at Boston College	01/22/2022	63-68	L	23-53	.434	7-17	.412	10-11	.909	8	15	23	32.4	18	13	7	3	7	63	69.1	
at North Carolina	01/24/2022	68-78	L	27-58	.466	7-18	.389	7-11	.636	5	27	32	32.4	21	13	9	2	2	68	69.0	
Miami (FL)	01/26/2022	75-78	L	25-50	.500	13-26	.500	12-15	.800	9	19	28	32.2	9	20	14	6	2	75	69.3	
at Florida St.	01/29/2022	85-72	W	32-52	.615	18-25	.720	3-5	.600	4	14	18	31.5	16	16	10	2	6	85	70.0	
Georgia Tech	02/02/2022	81-66	W	28-53	.528	8-20	.400	17-22	.773	9	27	36	31.7	11	16	14	3	4	81	70.5	
at Pittsburgh	02/05/2022	76-71	W	26-45	.578	14-26	.538	10-16	.625	7	19	26	31.5	13	15	16	1	12	76	70.8	
Pittsburgh	02/07/2022	74-47	W	29-55	.527	13-27	.481	3-6	.500	10	26	36	31.7	12	20	9	1	6	74	70.9	
Syracuse	02/12/2022	71-59	W	23-60	.383	8-27	.296	17-21	.810	9	32	41	32.0	9	20	4	5	6	71	70.9	
Total		1773		653-1374	.475	233-562	.415	234-317	.738	211	590	801	32.0	360	367	274	79	128	1773	70.9	
Opponents		1547		570-1348	.423	166-507	.327	241-324	.744	220	542	762	30.5	366	281	305	77	156	1547	61.9	

Virginia Tech Averages

Games Played	Points/game	FG Pct	3FG Pct	FT Pct	Rebounds/game	Assists/game	Turnovers/game	Assist/Turnover ratio	Steals/game	Blocks/game
25	70.9	47.5	41.5	73.8	32.0	14.7	11.0	1.3	5.1	3.2

OPPONENTS GAME-BY-GAME

				Total		3-Pointers		Free throws		Rebounds											
Opponent	Date	Score		FG-FGA	PCT	3FG-3FGA	PCT	FT-FTA	PCT	OFF	DEF	TOT	AVG	PF	A	TO	BLK	STL	PTS	AVG	
Maine	11/09/2021	82-47	W	20-61	.328	4-22	.182	3-3	1.000	13	24	37	37.0	11	9	19	3	3	47	47.0	
at Navy	11/12/2021	77-57	W	20-51	.392	3-25	.120	14-19	.737	7	22	29	33.0	18	9	10	3	6	57	52.0	
Radford	11/15/2021	65-39	W	14-50	.280	2-24	.083	9-15	.600	7	25	32	32.7	13	8	18	2	11	39	47.7	
Saint Francis (PA)	11/18/2021	85-55	W	21-63	.333	6-23	.261	7-11	.636	10	20	30	32.0	20	10	9	3	3	55	49.5	
Merrimack	11/21/2021	72-43	W	19-49	.388	5-20	.250	0-0	.000	5	17	22	30.0	11	8	15	3	4	43	48.2	
vs Memphis	11/24/2021	61-69	L	24-61	.393	5-19	.263	16-20	.800	15	30	45	32.5	21	10	14	4	8	69	51.7	
vs Xavier	11/26/2021	58-59	L	22-46	.478	10-22	.455	5-8	.625	2	28	30	32.1	15	13	14	2	5	59	52.7	
at Maryland	12/01/2021	62-58	W	23-55	.418	1-13	.077	11-11	1.000	9	30	39	33.0	12	6	15	7	4	58	53.4	
Wake Forest	12/04/2021	61-80	L	33-52	.635	7-16	.438	7-12	.583	7	21	28	32.4	11	17	10	2	5	80	56.3	
Cornell	12/08/2021	93-60	W	20-52	.385	8-26	.308	12-16	.750	6	17	23	31.5	14	16	16	2	7	60	56.7	
at Dayton	12/12/2021	57-62	L	21-50	.420	7-18	.389	13-21	.619	10	28	38	32.1	18	15	15	0	9	62	57.2	
vs St. Bonaventure	12/17/2021	86-49	W	18-54	.333	6-23	.261	7-13	.538	12	15	27	31.7	17	8	20	5	7	49	56.5	
at Duke	12/22/2021	65-76	L	29-54	.537	5-15	.333	13-16	.813	8	24	32	31.7	15	10	11	6	8	76	58.0	
NC State	01/04/2022	63-68	L	26-59	.441	9-24	.375	7-9	.778	14	22	36	32.0	16	11	9	3	6	68	58.7	
at Virginia	01/12/2022	52-54	L	20-50	.400	3-13	.231	11-16	.688	9	22	31	31.9	10	12	8	3	6	54	58.4	
Notre Dame	01/15/2022	79-73	W	26-57	.456	8-20	.400	13-18	.722	7	18	25	31.5	13	12	3	0	4	73	59.3	
at NC State	01/19/2022	62-59	W	23-56	.411	8-26	.308	5-9	.556	11	15	26	31.2	11	10	9	1	11	59	59.3	
at Boston College	01/22/2022	63-68	L	25-52	.481	4-12	.333	14-19	.737	16	22	38	31.6	14	15	10	5	3	68	59.8	
at North Carolina	01/24/2022	68-78	L	23-63	.365	10-25	.400	22-26	.846	16	27	43	32.2	15	13	7	4	6	78	60.7	
Miami (FL)	01/26/2022	75-78	L	29-53	.547	11-18	.611	9-10	.900	5	17	22	31.7	13	14	10	4	10	78	61.6	
at Florida St.	01/29/2022	85-72	W	26-52	.500	5-13	.385	15-17	.882	11	14	25	31.3	9	16	14	3	7	72	62.1	
Georgia Tech	02/02/2022	81-66	W	24-60	.400	10-25	.400	8-8	1.000	7	19	26	31.1	23	8	12	2	7	66	62.3	
at Pittsburgh	02/05/2022	76-71	W	25-44	.568	9-18	.500	12-14	.857	2	16	18	30.5	14	11	15	1	11	71	62.7	
Pittsburgh	02/07/2022	74-47	W	15-40	.375	10-20	.500	7-9	.778	1	18	19	30.0	14	11	11	6	3	47	62.0	
Syracuse	02/12/2022	71-59	W	24-64	.375	10-27	.370	1-4	.250	10	31	41	30.5	18	9	11	3	2	59	61.9	
Total		1547		570-1348	.423	166-507	.327	241-324	.744	220	542	762	30.5	366	281	305	77	156	1547	61.9	
Virginia Tech		1773		653-1374	.475	233-562	.415	234-317	.738	211	590	801	32.0	360	367	274	79	128	1773	70.9	

Opponents Averages

Games Played	Points/game	FG Pct	3FG Pct	FT Pct	Rebounds/game	Assists/game	Turnovers/game	Assist/Turnover ratio	Steals/game	Blocks/game
25	61.9	42.3	32.7	74.4	30.5	11.2	12.2	0.9	6.2	3.1

TEAM CATEGORY LEADERS
Points

##	Player	G	Pts	Pts/G
22	Aluma, Keve	25	388	15.5
0	Cattoor, Hunter	25	265	10.6
25	Mutts, Justyn	25	260	10.4
4	Alleyne, Nahiem	25	256	10.2
5	Murphy, Storm	25	210	8.4
13	Maddox, Darius	25	138	5.5
1	N'Guessan, David	25	100	4.0
3	Pedulla, Sean	25	97	3.9
21	Ojiako, John	17	43	2.5
11	Haynes, Jalen	9	7	0.8
14	Varga, Ben	6	3	0.5
15	Kidd, Lynn	7	3	0.4
10	Johnson, Camden	7	3	0.4

Scoring Average

##	Player	G	Pts	Pts/G
22	Aluma, Keve	25	388	15.5
0	Cattoor, Hunter	25	265	10.6
25	Mutts, Justyn	25	260	10.4
4	Alleyne, Nahiem	25	256	10.2
5	Murphy, Storm	25	210	8.4
13	Maddox, Darius	25	138	5.5
1	N'Guessan, David	25	100	4.0
3	Pedulla, Sean	25	97	3.9
21	Ojiako, John	17	43	2.5
11	Haynes, Jalen	9	7	0.8
14	Varga, Ben	6	3	0.5
15	Kidd, Lynn	7	3	0.4
10	Johnson, Camden	7	3	0.4

Field Goal Percentage

##	Player	FG	Att	Pct
21	Ojiako, John	17	28	.607
25	Mutts, Justyn	107	194	.552
22	Aluma, Keve	150	285	.526
13	Maddox, Darius	47	90	.522
10	Johnson, Camden	1	2	.500
1	N'Guessan, David	40	81	.494
3	Pedulla, Sean	34	74	.459
5	Murphy, Storm	79	175	.451
0	Cattoor, Hunter	88	196	.449
11	Haynes, Jalen	3	7	.429
4	Alleyne, Nahiem	85	231	.368
14	Varga, Ben	1	5	.200
15	Kidd, Lynn	1	6	.167

Field Goal Attempts

##	Player	G	Att	Att/G
22	Aluma, Keve	25	285	11.4
4	Alleyne, Nahiem	25	231	9.2
0	Cattoor, Hunter	25	196	7.8
25	Mutts, Justyn	25	194	7.8
5	Murphy, Storm	25	175	7.0

Field Goals Made

##	Player	G	Made	Made/G
22	Aluma, Keve	25	150	6.0
25	Mutts, Justyn	25	107	4.3
0	Cattoor, Hunter	25	88	3.5
4	Alleyne, Nahiem	25	85	3.4
5	Murphy, Storm	25	79	3.2

TEAM CATEGORY LEADERS
3-Point FG Percentage

##	Player	3FG	Att	Pct
3	Pedulla, Sean	23	39	.590
13	Maddox, Darius	24	46	.522
10	Johnson, Camden	1	2	.500
0	Cattoor, Hunter	64	140	.457
25	Mutts, Justyn	14	35	.400
4	Alleyne, Nahiem	47	123	.382
5	Murphy, Storm	40	109	.367
1	N'Guessan, David	4	12	.333
22	Aluma, Keve	15	52	.288
14	Varga, Ben	1	4	.250

3-Point FG Attempts

##	Player	G	Att	Att/G
0	Cattoor, Hunter	25	140	5.6
4	Alleyne, Nahiem	25	123	4.9
5	Murphy, Storm	25	109	4.4
22	Aluma, Keve	25	52	2.1
13	Maddox, Darius	25	46	1.8

3-Point FG Made

##	Player	G	Made	Made/G
0	Cattoor, Hunter	25	64	2.6
4	Alleyne, Nahiem	25	47	1.9
5	Murphy, Storm	25	40	1.6
13	Maddox, Darius	25	24	1.0
3	Pedulla, Sean	25	23	0.9

Free Throw Percentage

##	Player	Made	Att	Pct
15	Kidd, Lynn	1	1	1.000
4	Alleyne, Nahiem	39	43	.907
21	Ojiako, John	9	11	.818
13	Maddox, Darius	20	25	.800
22	Aluma, Keve	73	94	.777
0	Cattoor, Hunter	25	34	.735
5	Murphy, Storm	12	17	.706
25	Mutts, Justyn	32	48	.667
3	Pedulla, Sean	6	9	.667
1	N'Guessan, David	16	32	.500
11	Haynes, Jalen	1	3	.333

Free Throw Attempts

##	Player	G	Att	Att/G
22	Aluma, Keve	25	94	3.8
25	Mutts, Justyn	25	48	1.9
4	Alleyne, Nahiem	25	43	1.7
0	Cattoor, Hunter	25	34	1.4
1	N'Guessan, David	25	32	1.3

Free Throws Made

##	Player	G	Made	Made/G
22	Aluma, Keve	25	73	2.9
4	Alleyne, Nahiem	25	39	1.6
25	Mutts, Justyn	25	32	1.3
0	Cattoor, Hunter	25	25	1.0
13	Maddox, Darius	25	20	0.8

Rebounds

##	Player	G	Reb	Reb/G
25	Mutts, Justyn	25	189	7.6
22	Aluma, Keve	25	154	6.2
0	Cattoor, Hunter	25	100	4.0
1	N'Guessan, David	25	75	3.0
4	Alleyne, Nahiem	25	74	3.0

Assists

##	Player	G	Ast	Ast/G
25	Mutts, Justyn	25	82	3.3
5	Murphy, Storm	25	67	2.7
0	Cattoor, Hunter	25	50	2.0
22	Aluma, Keve	25	47	1.9
4	Alleyne, Nahiem	25	44	1.8

Rebounds Average

##	Player	G	Reb	Reb/G
25	Mutts, Justyn	25	189	7.6
22	Aluma, Keve	25	154	6.2
0	Cattoor, Hunter	25	100	4.0
1	N'Guessan, David	25	75	3.0
4	Alleyne, Nahiem	25	74	3.0

Steals

##	Player	G	Stl	Stl/G
25	Mutts, Justyn	25	30	1.2
0	Cattoor, Hunter	25	27	1.1
22	Aluma, Keve	25	17	0.7
4	Alleyne, Nahiem	25	12	0.5
5	Murphy, Storm	25	12	0.5

TEAM CATEGORY LEADERS
Offensive Rebounds

##	Player	G	OReb	OReb/G
25	Mutts, Justyn	25	59	2.4
22	Aluma, Keve	25	55	2.2
1	N'Guessan, David	25	21	0.8
21	Ojiako, John	17	16	0.9
0	Cattoor, Hunter	25	8	0.3

Blocked Shots

##	Player	G	Blk	Blk/G
22	Aluma, Keve	25	20	0.8
25	Mutts, Justyn	25	19	0.8
1	N'Guessan, David	25	17	0.7
13	Maddox, Darius	25	8	0.3
21	Ojiako, John	17	7	0.4

Defensive Rebounds

##	Player	G	DReb	DReb/G
25	Mutts, Justyn	25	130	5.2
22	Aluma, Keve	25	99	4.0
0	Cattoor, Hunter	25	92	3.7
4	Alleyne, Nahiem	25	72	2.9
1	N'Guessan, David	25	54	2.2

Minutes

##	Player	G	Min	Min/G
0	Cattoor, Hunter	25	830	33:12
4	Alleyne, Nahiem	25	791	31:39
22	Aluma, Keve	25	755	30:13
25	Mutts, Justyn	25	722	28:53
5	Murphy, Storm	25	693	27:44

Fouls

##	Player	G	PF	PF/G
25	Mutts, Justyn	25	67	2.7
22	Aluma, Keve	25	62	2.5
0	Cattoor, Hunter	25	48	1.9
5	Murphy, Storm	25	39	1.6
1	N'Guessan, David	25	38	1.5

Turnovers

##	Player	G	TO	TO/G
25	Mutts, Justyn	25	62	2.5
22	Aluma, Keve	25	42	1.7
5	Murphy, Storm	25	42	1.7
4	Alleyne, Nahiem	25	36	1.4
0	Cattoor, Hunter	25	24	1.0

Foul Outs

##	Player	G	FO
22	Aluma, Keve	25	1
3	Pedulla, Sean	25	1

TEAM GAME HIGHS
Virginia Tech - Game Highs

POINTS	93		Cornell (12/08/2021)
	86		vs St. Bonaventure (N) (12/17/2021)
	85		at Florida St. (01/29/2022)
	85		Saint Francis (PA) (11/18/2021)
	82		Maine (11/09/2021)
FIELD GOALS MADE	35		Maine (11/09/2021)
	34		Cornell (12/08/2021)
FIELD GOAL ATTEMPTS	66		Maine (11/09/2021)
	63		Cornell (12/08/2021)
FIELD GOAL PERCENTAGE	.615	(32-52)	at Florida St. (01/29/2022)
	.592	(29-49)	Notre Dame (01/15/2022)
3 PT FG MADE	18		at Florida St. (01/29/2022)
	14		at Pittsburgh (02/05/2022)
3 PT FG ATTEMPTS	28		vs St. Bonaventure (N) (12/17/2021)
	27		Syracuse (02/12/2022)
	27		Pittsburgh (02/07/2022)
	27		Wake Forest (12/04/2021)
3 PT FG PERCENTAGE	.720	(18-25)	at Florida St. (01/29/2022)
	.538	(14-26)	at Pittsburgh (02/05/2022)
FREE THROWS MADE	17		Syracuse (02/12/2022)
	17		Georgia Tech (02/02/2022)
	17		vs St. Bonaventure (N) (12/17/2021)
FREE THROW ATTEMPTS	23		vs St. Bonaventure (N) (12/17/2021)
	22		Georgia Tech (02/02/2022)
	22		vs Memphis (N) (11/24/2021)
FREE THROW PERCENTAGE	1.000	(3-3)	at Virginia (01/12/2022)
	.909	(10-11)	at Boston College (01/22/2022)
REBOUNDS	42		Saint Francis (PA) (11/18/2021)
	41		Syracuse (02/12/2022)
	41		Radford (11/15/2021)
ASSISTS	20		Syracuse (02/12/2022)
	20		Pittsburgh (02/07/2022)
	20		Miami (FL) (01/26/2022)
STEALS	12		at Pittsburgh (02/05/2022)
	8		vs St. Bonaventure (N) (12/17/2021)
	8		vs Memphis (N) (11/24/2021)
BLOCKED SHOTS	6		Miami (FL) (01/26/2022)
	6		at Virginia (01/12/2022)
	6		Cornell (12/08/2021)
TURNOVERS	17		at NC State (01/19/2022)
	16		at Pittsburgh (02/05/2022)
FOULS	21		at North Carolina (01/24/2022)
	20		vs Memphis (N) (11/24/2021)

OPPONENT GAME HIGHS
Opponent - Game Highs

POINTS	80		Wake Forest (12/04/2021)
	78		Miami (FL) (01/26/2022)
	78		at North Carolina (01/24/2022)
	76		at Duke (12/22/2021)
	73		Notre Dame (01/15/2022)
FIELD GOALS MADE	33		Wake Forest (12/04/2021)
	29		Miami (FL) (01/26/2022)
	29		at Duke (12/22/2021)
FIELD GOAL ATTEMPTS	64		Syracuse (02/12/2022)
	63		at North Carolina (01/24/2022)
	63		Saint Francis (PA) (11/18/2021)
FIELD GOAL PERCENTAGE	.635	(33-52)	Wake Forest (12/04/2021)
	.568	(25-44)	at Pittsburgh (02/05/2022)
3 PT FG MADE	11		Miami (FL) (01/26/2022)
	10		Syracuse (02/12/2022)
	10		Pittsburgh (02/07/2022)
	10		Georgia Tech (02/02/2022)
	10		at North Carolina (01/24/2022)
	10		vs Xavier (N) (11/26/2021)
3 PT FG ATTEMPTS	27		Syracuse (02/12/2022)
	26		at NC State (01/19/2022)
	26		Cornell (12/08/2021)
3 PT FG PERCENTAGE	.611	(11-18)	Miami (FL) (01/26/2022)
	.500	(10-20)	Pittsburgh (02/07/2022)
	.500	(9-18)	at Pittsburgh (02/05/2022)
FREE THROWS MADE	22		at North Carolina (01/24/2022)
	16		vs Memphis (N) (11/24/2021)
FREE THROW ATTEMPTS	26		at North Carolina (01/24/2022)
	21		at Dayton (12/12/2021)
FREE THROW PERCENTAGE	1.000	(11-11)	at Maryland (12/01/2021)
	1.000	(8-8)	Georgia Tech (02/02/2022)
	1.000	(3-3)	Maine (11/09/2021)
REBOUNDS	45		vs Memphis (N) (11/24/2021)
	43		at North Carolina (01/24/2022)
ASSISTS	17		Wake Forest (12/04/2021)
	16		at Florida St. (01/29/2022)
	16		Cornell (12/08/2021)
STEALS	11		at Pittsburgh (02/05/2022)
	11		at NC State (01/19/2022)
	11		Radford (11/15/2021)
BLOCKED SHOTS	7		at Maryland (12/01/2021)
	6		Pittsburgh (02/07/2022)
	6		at Duke (12/22/2021)
TURNOVERS	20		vs St. Bonaventure (N) (12/17/2021)
	19		Maine (11/09/2021)
FOULS	23		Georgia Tech (02/02/2022)
	21		vs Memphis (N) (11/24/2021)

TEAM GAME LOWS
Virginia Tech - Game Lows

POINTS	52		at Virginia (01/12/2022)
	57		at Dayton (12/12/2021)
	58		vs Xavier (N) (11/26/2021)
	61		Wake Forest (12/04/2021)
	61		vs Memphis (N) (11/24/2021)
FIELD GOALS MADE	19		vs Memphis (N) (11/24/2021)
	21		at Virginia (01/12/2022)
	21		at Dayton (12/12/2021)
FIELD GOAL ATTEMPTS	45		at Pittsburgh (02/05/2022)
	49		Notre Dame (01/15/2022)
	49		Merrimack (11/21/2021)
FIELD GOAL PERCENTAGE	.339	(19-56)	vs Memphis (N) (11/24/2021)
	.382	(21-55)	at Dayton (12/12/2021)
3 PT FG MADE	5		at Duke (12/22/2021)
	6		at Dayton (12/12/2021)
3 PT FG ATTEMPTS	17		at Boston College (01/22/2022)
	18		at North Carolina (01/24/2022)
3 PT FG PERCENTAGE	.263	(5-19)	at Duke (12/22/2021)
	.273	(6-22)	at Dayton (12/12/2021)
FREE THROWS MADE	3		Pittsburgh (02/07/2022)
	3		at Florida St. (01/29/2022)
	3		at NC State (01/19/2022)
	3		at Virginia (01/12/2022)
	3		Maine (11/09/2021)
FREE THROW ATTEMPTS	3		at Virginia (01/12/2022)
	4		at NC State (01/19/2022)
FREE THROW PERCENTAGE	.500	(3-6)	Pittsburgh (02/07/2022)
	.583	(7-12)	at Maryland (12/01/2021)
	.583	(7-12)	Merrimack (11/21/2021)
REBOUNDS	18		at Florida St. (01/29/2022)
	23		at Boston College (01/22/2022)
ASSISTS	10		vs Memphis (N) (11/24/2021)
	10		Radford (11/15/2021)
STEALS	1		Notre Dame (01/15/2022)
	2		Miami (FL) (01/26/2022)
	2		at North Carolina (01/24/2022)
BLOCKED SHOTS	0		vs Memphis (N) (11/24/2021)
	1		Pittsburgh (02/07/2022)
	1		at Pittsburgh (02/05/2022)
	1		at Duke (12/22/2021)
	1		vs Xavier (N) (11/26/2021)
TURNOVERS	4		Syracuse (02/12/2022)
	7		at Boston College (01/22/2022)
FOULS	9		Syracuse (02/12/2022)
	9		Miami (FL) (01/26/2022)
	9		Merrimack (11/21/2021)

OPPONENT GAME LOWS
Opponent - Game Lows

POINTS	39		Radford (11/15/2021)
	43		Merrimack (11/21/2021)
	47		Pittsburgh (02/07/2022)
	47		Maine (11/09/2021)
	49		vs St. Bonaventure (N) (12/17/2021)
FIELD GOALS MADE	14		Radford (11/15/2021)
	15		Pittsburgh (02/07/2022)
FIELD GOAL ATTEMPTS	40		Pittsburgh (02/07/2022)
	44		at Pittsburgh (02/05/2022)
FIELD GOAL PERCENTAGE	.280	(14-50)	Radford (11/15/2021)
	.328	(20-61)	Maine (11/09/2021)
3 PT FG MADE	1		at Maryland (12/01/2021)
	2		Radford (11/15/2021)
3 PT FG ATTEMPTS	12		at Boston College (01/22/2022)
	13		at Florida St. (01/29/2022)
	13		at Virginia (01/12/2022)
	13		at Maryland (12/01/2021)
3 PT FG PERCENTAGE	.077	(1-13)	at Maryland (12/01/2021)
	.083	(2-24)	Radford (11/15/2021)
FREE THROWS MADE	0		Merrimack (11/21/2021)
	1		Syracuse (02/12/2022)
FREE THROW ATTEMPTS	0		Merrimack (11/21/2021)
	3		Maine (11/09/2021)
FREE THROW PERCENTAGE	.250	(1-4)	Syracuse (02/12/2022)
REBOUNDS	18		at Pittsburgh (02/05/2022)
	19		Pittsburgh (02/07/2022)
ASSISTS	6		at Maryland (12/01/2021)
	8		Georgia Tech (02/02/2022)
	8		vs St. Bonaventure (N) (12/17/2021)
	8		Merrimack (11/21/2021)
	8		Radford (11/15/2021)
STEALS	2		Syracuse (02/12/2022)
	3		Pittsburgh (02/07/2022)
	3		at Boston College (01/22/2022)
	3		Saint Francis (PA) (11/18/2021)
	3		Maine (11/09/2021)
BLOCKED SHOTS	0		Notre Dame (01/15/2022)
	0		at Dayton (12/12/2021)
TURNOVERS	3		Notre Dame (01/15/2022)
	7		at North Carolina (01/24/2022)
FOULS	9		at Florida St. (01/29/2022)
	10		at Virginia (01/12/2022)



HUNTER CATTOOR
JR. • G • 6-3 • 200
ORLANDO, FLA.
BISHOP MOORE



DAVID N'GUESSAN
SO. • F • 6-9 • 205
DE LIER, THE NETHERLANDS
MT. ZION PREP



SEAN PEDULLA
FR. • G • 6-1 • 190
EDMOND, OKLA.
EDMOND MEMORIAL



NAHIEM ALLEYNE
JR. • G • 6-4 • 195
BUFORD, GA.
MOUNTAIN VIEW



STORM MURPHY
GR. • G • 6-0 • 185
MIDDLETON, WIS.
WOFFORD



CAMDEN JOHNSON
FR. • G • 6-1 • 175
WAXHAW, N.C.
METROLINA CHRISTIAN ACADEMY



JALEN HAYNES
FR. • F • 6-8 • 250
FT. LAUDERDALE, FLA.
MONTVERDE ACADEMY



DARIUS MADDOX
SO. • G • 6-5 • 185
BOWIE, MD.
OAK HILL ACADEMY



BEN VARGA
FR. • G • 5-10 • 170
LOUISVILLE, KY.
ST. XAVIER



LYNN KIDD
SO. • C • 6-10 • 240
GAINESVILLE, FLA.
IMG ACADEMY



JOHN OJIAKO
JR. • C • 6-10 • 245
LAGOS, NIGERIA
ADMIRAL FARRAGUT (FLA.)



KEVE ALUMA
R-SR. • F • 6-9 • 235
BERLIN, MD.
WOFFORD



JUSTYN MUTTS
GR. • F • 6-7 • 230
MILLVILLE, N.J.
DELAWARE



MIKE YOUNG
HEAD COACH
3RD SEASON



MIKE JONES
ASSOCIATE HEAD COACH
1ST SEASON



CHRISTIAN WEBSTER
ASSISTANT COACH
6TH SEASON



KEVIN GILTNER
ASSISTANT COACH
3RD SEASON