



# GAME NOTES

## #10 Duke Blue Devils (22-6, 13-4 ACC) vs. Virginia (21-8, 12-6 ACC)

Game #29 • Home Game #17 • ACC Game #18 • Saturday, March 2 • 6:00 p.m. ET

Cameron Indoor Stadium (9,314) • Durham, N.C.

TV: ESPN

Radio: Blue Devil Sports Network from LEARFIELD



### SCHEDULE & RESULTS

| Date           | AP Rank | Duke Opp | Opponent               | TV     | Time      |
|----------------|---------|----------|------------------------|--------|-----------|
| NOVEMBER (5-2) |         |          |                        |        |           |
| N 1            | 2       | -        | UNCX EXHIB             | ACCNX  | W, 109-64 |
| N 6            | 2       | -        | Dartmouth              | ACCN   | W, 92-54  |
| N 10           | 2       | 12       | Arizona                | ESPN2  | L, 73-78  |
| N 14           | 9       | 18       | vs. Michigan State - 1 | ESPN   | W, 74-65  |
| N 17           | 9       | -        | Bucknell - 2           | ACCN   | W, 90-60  |
| N 21           | 9       | -        | La Salle - 2           | ACCN   | W, 95-66  |
| N 24           | 9       | -        | Southern Indiana - 2   | ACCN   | W, 80-62  |
| N 29           | 7       | RV       | at Arkansas - 3        | ESPN   | L, 75-80  |
| DECEMBER (4-1) |         |          |                        |        |           |
| D 2            | 7       | -        | at Georgia Tech *      | The CW | L, 68-72  |
| D 9            | 22      | -        | Charlotte              | The CW | W, 80-56  |
| D 12           | 21      | -        | Hofstra                | ESPN2  | W, 89-68  |
| D 20           | 21      | 10       | vs. Baylor - 4         | ESPN   | W, 78-70  |
| D 30           | 16      | -        | Queens                 | The CW | W, 106-69 |
| JANUARY (7-1)  |         |          |                        |        |           |
| J 2            | 14      | -        | Syracuse *             | ESPN   | W, 86-66  |
| J 6            | 14      | -        | at Notre Dame *        | ACCN   | W, 67-59  |
| J 9            | 11      | -        | at Pittsburgh *        | ESPN   | W, 75-53  |
| J 13           | 11      | -        | Georgia Tech *         | ACCN   | W, 84-79  |
| J 20           | 7       | -        | Pittsburgh *           | ACCN   | L, 76-80  |
| J 23           | 12      | -        | at Louisville *        | ACCN   | W, 83-69  |
| J 27           | 12      | -        | Clemson *              | ESPN   | W, 72-71  |
| J 29           | 7       | -        | at Virginia Tech *     | ESPN   | W, 77-67  |
| FEBRUARY (6-2) |         |          |                        |        |           |
| F 3            | 7       | 3        | at North Carolina *    | ESPN   | L, 84-93  |
| F 7            | 9       | -        | Notre Dame *           | ACCN   | W, 71-53  |
| F 10           | 9       | -        | Boston College *       | ESPN   | W, 80-65  |
| F 12           | 9       | -        | Wake Forest *          | ESPN   | W, 77-69  |
| F 17           | 9       | -        | at Florida State *     | ESPN   | W, 76-67  |
| F 21           | 8       | -        | at Miami *             | ESPN   | W, 84-55  |
| F 24           | 8       | -        | at Wake Forest *       | ESPN   | L, 79-83  |
| F 28           | 10      | -        | Louisville *           | ACCN   | W, 84-59  |
| MARCH (0-0)    |         |          |                        |        |           |
| M 2            | 10      | -        | Virginia *             | ESPN   | 6 p.m.    |
| M 4            | -       | -        | at NC State *          | ESPN   | 7 p.m.    |
| M 9            | -       | -        | North Carolina *       | ESPN   | 6:30 p.m. |
| M 12-16        | -       | -        | ACC Tournament - 5     | ESPN/2 | TBD       |

\* ACC game

1 - State Farm Champions Classic (United Center; Chicago, Ill.)

2 - Blue Devil Challenge

3 - ACC/SEC Challenge

4 - SentinelOne Classic (Madison Square Garden; New York, NY)

5 - ACC Tournament (Capital One Arena; Washington, D.C.)

Duke/opponent AP ranking at time of game

### LAST GAME STARTING FIVE

|  | GP/GS | PPG  | RPG | APG | FG%  | 3FG% | FT%  | MPG  |
|--|-------|------|-----|-----|------|------|------|------|
| <b>Jared McCain</b><br>#0<br>G • 6-3 • 197 • Fr.<br>Sacramento, Calif.<br>Centennial   | 28/28 | 13.6 | 4.9 | 1.8 | .460 | .418 | .857 | 30.5 |
| <b>LAST GAME: 14 points, 4 rebounds, 3 assists and 1 steal in 32 minutes vs. Louisville (2/28)</b> <ul style="list-style-type: none"><li>A five-star guard out of Centennial High School in Corona, California.</li><li>Ranked as the No. 10 player nationally and the No. 1 player from California by ESPN.</li><li>Set Duke freshman record with 8 3-pointers &amp; tied Duke freshman record with 35 points at FSU (Feb. 17).</li></ul>                                     |       |      |     |     |      |      |      |      |
| <b>Jeremy Roach</b><br>#3<br>G • 6-2 • 180 • Sr.<br>Leesburg, Va.<br>St. Paul VI   | 27/25 | 14.4 | 2.5 | 3.0 | .496 | .480 | .865 | 31.4 |
| <b>LAST GAME: 19 points, 6 rebounds, 1 assist and 3 steals in 35 minutes vs. Louisville (2/28)</b> <ul style="list-style-type: none"><li>One of three team captains for 2023-24, second consecutive season as a captain for Roach.</li><li>On preseason watch list for Jerry West Shooting Guard of the Year Award.</li><li>Scored in double figures in six consecutive outings, averaging 16.0 points per contest in that time.</li></ul>                                     |       |      |     |     |      |      |      |      |
| <b>Tyrese Proctor</b><br>#5<br>G • 6-5 • 183 • So.<br>Sydney, Australia<br>NBA Global Academy  | 24/17 | 10.2 | 2.8 | 3.7 | .440 | .357 | .761 | 28.7 |
| <b>LAST GAME: 8 points, 3 rebounds, 7 assists and 1 steal in 33 minutes vs. Louisville (2/28)</b> <ul style="list-style-type: none"><li>One of three team captains for 2023-24, fourth sophomore captain in program history.</li><li>Career-high 24 points on 9-of-16 (.563) shooting with four 3-pointers &amp; four assists at Louisville (Jan. 23).</li><li>Shared 19 assists to just five turnovers, a 3.8 assist-turnover ratio, in his last five games played.</li></ul> |       |      |     |     |      |      |      |      |
| <b>Mark Mitchell</b><br>#25<br>F • 6-9 • 232 • So.<br>Kansas City, Kan.<br>Sunrise Christian   | 25/24 | 12.8 | 6.3 | 1.2 | .554 | .250 | .657 | 29.3 |
| <b>LAST GAME: 17 points, 7 rebounds, 2 assists, 3 steals and 1 block in 29 minutes vs. Louisville (2/28)</b> <ul style="list-style-type: none"><li>On the preseason watch list for the Julius Erving Award.</li><li>Shooting 61.3% from the field and 47.1% from distance vs. ACC foes, averaging 13.9 ppg in league play.</li><li>Career-highs 23 points and 14 rebounds vs. Notre Dame (Jan. 6) -- Duke is 31-3 when Mitchell scores 10+.</li></ul>                          |       |      |     |     |      |      |      |      |
| <b>Kyle Filipowski</b><br>#30<br>C • 7-0 • 248 • So.<br>Westtown, N.Y.<br>Wilbraham & Monson Academy   | 28/28 | 16.6 | 8.3 | 3.0 | .499 | .344 | .662 | 30.5 |
| <b>LAST GAME: 9 points, 10 rebounds, 6 assists and 1 block in 29 minutes vs. Louisville (2/28)</b> <ul style="list-style-type: none"><li>Preseason AP All-American -- ACC Preseason Player of the Year and First Team All-ACC.</li><li>On midseason list for Karl Malone Award, Wooden Award, Oscar Robertson Trophy and Naismith Trophy.</li><li>Sixty-ninth Blue Devil to score 1,000 career points; 12th to accomplish milestone in first two seasons.</li></ul>            |       |      |     |     |      |      |      |      |

### THE HEAD COACHES

| Duke                      | Jon Scheyer (Duke '10)          |
|---------------------------|---------------------------------|
| Career Record / at Duke   | 49-15 (2nd) / same              |
| vs. Virginia              | 1-1                             |
| Virginia                  | Tony Bennett (Green Bay '92)    |
| Career Record / at School | 431-166 (18th) / 362-133 (15th) |
| vs. Duke                  | 6-14                            |

### DUKE RECORDS

|                  | Overall   | Non-Conf. | ACC      |
|------------------|-----------|-----------|----------|
| Record           | 22-6      | 9-2       | 13-4     |
| Streak           | W1        | W4        | W1       |
| Home (Streak)    | 14-2 (W5) | 7-1 (W6)  | 7-1 (W5) |
| Road (Streak)    | 6-4 (L1)  | 0-1 (L2)  | 6-3 (L1) |
| Neutral (Streak) | 2-0 (W2)  | 2-0 (W2)  | --       |
| Overtime         | 0-0       | 0-0       | 0-0      |

### DUKE TEAM LEADERS

|                          |      |                 |
|--------------------------|------|-----------------|
| Scoring                  | 16.6 | Kyle Filipowski |
| Rebounds                 | 8.3  | Kyle Filipowski |
| Assists                  | 3.7  | Tyrese Proctor  |
| Steals                   | 1.2  | Jeremy Roach    |
| Blocks                   | 1.6  | Kyle Filipowski |
| Field Goals              | 171  | Kyle Filipowski |
| Field Goal Pct.          | .554 | Mark Mitchell   |
| 3-Point Field Goals      | 66   | Jared McCain    |
| 3-Point Field Goals Pct. | .480 | Jeremy Roach    |
| Free Throws              | 92   | Kyle Filipowski |
| Free Throw Pct.          | .865 | Jeremy Roach    |

### BROADCAST INFORMATION

| TV/Video Stream | ESPN          | Radio        | Blue Devil Sports Net. |
|-----------------|---------------|--------------|------------------------|
| Play-by-Play    | Kevin Brown   | Play-by-Play | David Shumate          |
| Analyst         | Jon Crispin   | Analyst      | John Roth              |
| Director        | Bonnie Reilly | Engineer     | John Rose              |
| Producer        | Sean Jackson  | In Durham    | 96.5 FM & 620 AM       |
|                 |               | SiriusXM     | 139 or 193             |

### DUKE COMMUNICATIONS

Executive Director of Communications: Kyle Serba

» kyle.serba@duke.edu // C: 919-519-7116 // O: 919-668-1712

Assistant Director of Communications: Henry Skutt

» henry.skutt@duke.edu // C: 984-287-9011 // O: 919-668-4393

### NEED TO KNOW

- » The two teams have traded wins across the last seven matchups, with Duke most recently picking up a victory (59-49) in the 2023 ACC Tournament Championship game.
- » The Blue Devils hold a 124-54 series advantage over the Cavaliers, including a 54-10 margin inside Cameron Indoor Stadium.
- » Duke is the only team to rank among the top four ACC statistical leaders in both scoring offense (2nd/80.5 points per game) and scoring defense (4th/67.4 points allowed per game).
- » The Blue Devils lead the ACC in scoring margin (+13.1), field goal percentage (.485), 3-point field goal percentage (.386) and assists (15.7 per game).
- » In his 100th career Duke start, **Jeremy Roach** (right) scored a game-high 19 points, including 3-of-4 from deep, during Wednesday's 84-59 win over Louisville.
- » **Tyrese Proctor** has 19 assists to just five turnovers, a 3.8 assist-turnover ratio, in his last five games played. He ranks third in the ACC in assist/turnover ratio (2.87) on the season.
- » The Blue Devils are 17-1 when out-rebounding their opponent.
- » Among ACC leaders, **Kyle Filipowski** ranks ninth in scoring (16.6 ppg), sixth in rebounding (8.3 rpg), fifth in blocked shots (1.6 bpg) and seventh in field goal percentage (.499).
- » Virginia ranks as the best team in the ACC for overall defense, limiting opponents to just 58.7 points per game, which ranks third nationally, and 39.6% shooting overall from the field, the 10th-ranked field goal percentage defense in the nation.
- » Virginia is led by Reece Beekman, who averages 13.9 points, a league-leading 5.9 assists (24th in nation), and 2.1 steals (third in ACC/24th in nation) per game.
- » Ryan Dunn, a 6-8 sophomore guard, is the eighth-leading shot-blocker in the country with an ACC-high 67 rejections.
- » Virginia owns the best assist-to-turnover ratio in the nation (1.84), thanks to committing the fewest turnovers nationally at just 8.2 miscues per contest.



| ROSTER INFORMATION      |                  |                 |                      |      |     |               |      |                       |                                 |                  |                      |
|-------------------------|------------------|-----------------|----------------------|------|-----|---------------|------|-----------------------|---------------------------------|------------------|----------------------|
| Numerical               |                  |                 |                      |      |     |               |      |                       |                                 |                  |                      |
| No.                     | Name             |                 | Pos.                 | Ht.  | Wt. | Year          | Exp. | Hometown              | High School                     | Previous College |                      |
| 0                       | Jared McCain     |                 | G                    | 6-3  | 197 | Fr.           | HS   | Sacramento, Calif.    | Centennial                      |                  |                      |
| 1                       | Caleb Foster     |                 | G                    | 6-5  | 197 | Fr.           | HS   | Harrisburg, N.C.      | Notre Dame (Calif.)             |                  |                      |
| 2                       | Jaylen Blakes    |                 | G                    | 6-2  | 204 | Jr.           | 2L   | Somerset, N.J.        | Blair Academy                   |                  |                      |
| 3                       | Jeremy Roach     |                 | G                    | 6-2  | 180 | Sr.           | 3L   | Leesburg, Va.         | St. Paul VI                     |                  |                      |
| 5                       | Tyrese Proctor   | tie-REECE       | G                    | 6-5  | 183 | So.           | 1L   | Sydney, Australia     | NBA Global Academy              |                  |                      |
| 12                      | TJ Power         |                 | F                    | 6-9  | 216 | Fr.           | HS   | Shrewsbury, Mass.     | Worcester Academy               |                  |                      |
| 13                      | Sean Stewart     |                 | F                    | 6-9  | 227 | Fr.           | HS   | Windermere, Fla.      | Montverde Academy               |                  |                      |
| 14                      | Jaden Schutt     | “shoot”         | G                    | 6-5  | 190 | So.           | 1L   | Yorkville, Ill.       | Yorkville Christian             |                  |                      |
| 15                      | Ryan Young       |                 | C                    | 6-10 | 238 | Gr.           | 1L   | Stewartsville, N.J.   | Bethlehem Catholic              | Northwestern     |                      |
| 20                      | Neal Begovich    | BEG-ah-vich     | F                    | 6-9  | 230 | Gr.           | TR   | San Francisco, Calif. | St. Ignatius College Prep       | Stanford         |                      |
| 21                      | Christian Reeves |                 | C                    | 7-1  | 261 | So.           | 1L   | Charlotte, N.C.       | Oak Hill                        |                  |                      |
| 25                      | Mark Mitchell    |                 | F                    | 6-9  | 232 | So.           | 1L   | Kansas City, Kan.     | Sunrise Christian               |                  |                      |
| 30                      | Kyle Filipowski  | fill-uh-POW-ski | F/C                  | 7-0  | 248 | So.           | 1L   | Westtown, N.Y.        | Wilbraham & Monson Academy      |                  |                      |
| 52                      | Stanley Borden   |                 | C                    | 7-0  | 241 | Jr.           | 2L   | Istanbul, Turkey      | Istanbul Int’l Community School |                  |                      |
| 55                      | Spencer Hubbard  |                 | G                    | 5-8  | 157 | Sr.           | 2L   | Los Angeles, Calif.   | Harvard Westlake                |                  |                      |
| Alphabetical            |                  |                 |                      |      |     |               |      |                       |                                 |                  |                      |
| No.                     | Name             |                 | Pos.                 | Ht.  | Wt. | Year          | Exp. | Hometown              | High School                     | Previous College |                      |
| 20                      | Neal Begovich    | BEG-ah-vich     | F                    | 6-9  | 230 | Gr.           | TR   | San Francisco, Calif. | St. Ignatius College Prep       | Stanford         |                      |
| 2                       | Jaylen Blakes    |                 | G                    | 6-2  | 204 | Jr.           | 2L   | Somerset, N.J.        | Blair Academy                   |                  |                      |
| 52                      | Stanley Borden   |                 | C                    | 7-0  | 241 | Jr.           | 2L   | Istanbul, Turkey      | Istanbul Int’l Community School |                  |                      |
| 30                      | Kyle Filipowski  | fill-uh-POW-ski | F/C                  | 7-0  | 248 | So.           | 1L   | Westtown, N.Y.        | Wilbraham & Monson Academy      |                  |                      |
| 1                       | Caleb Foster     |                 | G                    | 6-5  | 197 | Fr.           | HS   | Harrisburg, N.C.      | Notre Dame (Calif.)             |                  |                      |
| 55                      | Spencer Hubbard  |                 | G                    | 5-8  | 157 | Sr.           | 2L   | Los Angeles, Calif.   | Harvard Westlake                |                  |                      |
| 0                       | Jared McCain     |                 | G                    | 6-3  | 197 | Fr.           | HS   | Sacramento, Calif.    | Centennial                      |                  |                      |
| 25                      | Mark Mitchell    |                 | F                    | 6-9  | 232 | So.           | 1L   | Kansas City, Kan.     | Sunrise Christian               |                  |                      |
| 12                      | TJ Power         |                 | F                    | 6-9  | 216 | Fr.           | HS   | Shrewsbury, Mass.     | Worcester Academy               |                  |                      |
| 5                       | Tyrese Proctor   | tie-REECE       | G                    | 6-5  | 183 | So.           | 1L   | Sydney, Australia     | NBA Global Academy              |                  |                      |
| 21                      | Christian Reeves |                 | C                    | 7-1  | 261 | So.           | 1L   | Charlotte, N.C.       | Oak Hill                        |                  |                      |
| 3                       | Jeremy Roach     |                 | G                    | 6-2  | 180 | Sr.           | 3L   | Leesburg, Va.         | St. Paul VI                     |                  |                      |
| 14                      | Jaden Schutt     | “shoot”         | G                    | 6-5  | 190 | So.           | 1L   | Yorkville, Ill.       | Yorkville Christian             |                  |                      |
| 13                      | Sean Stewart     |                 | F                    | 6-9  | 227 | Fr.           | HS   | Windermere, Fla.      | Montverde Academy               |                  |                      |
| 15                      | Ryan Young       |                 | C                    | 6-10 | 238 | Gr.           | 1L   | Stewartsville, N.J.   | Bethlehem Catholic              | Northwestern     |                      |
| On-Court Coaching Staff |                  |                 |                      |      |     |               |      |                       |                                 |                  |                      |
| Name                    |                  |                 | Position             |      |     | Years at Duke |      |                       | Years in Current Position       |                  | Alma Mater           |
| Jon Scheyer             |                  | SHY-er          | Head Coach           |      |     | 11th          |      |                       | 2nd                             |                  | Duke '10             |
| Chris Carrawell         |                  |                 | Associate Head Coach |      |     | 6th           |      |                       | 3rd                             |                  | Duke '00             |
| Jai Lucas               |                  | “jay”           | Associate Head Coach |      |     | 2nd           |      |                       | 1st                             |                  | Texas '11            |
| Emanuel Dildy           |                  |                 | Assistant Coach      |      |     | 1st           |      |                       | 1st                             |                  | Eastern Illinois '05 |
| Will Avery              |                  |                 | Assistant Coach      |      |     | 1st           |      |                       | 1st                             |                  | Duke '23             |

| ROSTER BREAKDOWNS               |   |
|---------------------------------|---|
| By Class                        |   |
| Graduate Student (2)            | Begovich, Young   |
| Senior (2)                      | Hubbard, Roach  |
| Junior (2)                      | Blakes, Borden  |
| Sophomore (5)                   | Filipowski, Mitchell, Proctor, Reeves, Schutt                           |
| Freshman (4)                    | Foster, McCain, Power, Stewart  |
| By Height (AVERAGE HEIGHT: 6-6) |   |
| 7-1 (1)                         | Reeves  |
| 7-0 (2)                         | Borden, Filipowski  |
| 6-10 (1)                        | Young   |
| 6-9 (4)                         | Begovich, Mitchell, Power, Stewart                                      |
| 6-5 (4)                         | Foster, Proctor, Schutt   |
| 6-3 (1)                         | McCain  |
| 6-2 (2)                         | Blakes, Roach   |
| 5-8 (1)                         | Hubbard   |
| By State                        |   |
| California (2)                  | Neal Begovich (San Francisco)<br>Spencer Hubbard (Los Angeles)          |
|                                 | Jared McCain (Sacramento)   |
| Florida (1)                     | Sean Stewart (Windermere)   |
| Illinois (1)                    | Jaden Schutt (Yorkville)  |
| Kansas (1)                      | Mark Mitchell (Kansas City)   |
| Massachusetts (1)               | TJ Power (Shrewsbury)   |
| North Carolina (2)              | Caleb Foster (Harrisburg)<br>Christian Reeves (Charlotte)               |
| New Jersey (3)                  | Jaylen Blakes (Somerset)<br>Ryan Young (Stewartsville)                  |
| New York (1)                    | Kyle Filipowski (Westtown)  |
| Virginia (1)                    | Jeremy Roach (Leesburg)   |
| International (2)               | Stanley Borden (Istanbul, Turkey)<br>Tyrese Proctor (Sydney, Australia) |

| DUKE QUICK FACTS                     |                                     |
|--------------------------------------|-------------------------------------|
| University                           |                                     |
| Founded                              | 1838 as Trinity College             |
| Enrollment (undergraduate)           | 6,789                               |
| President                            | Dr. Vincent Price (Santa Clara '79) |
| Vice President/Director of Athletics | Nina King (Notre Dame '00)          |
| Basketball History                   |                                     |
| Seasons of Basketball                | 119th in 2023-24                    |
| First Season                         | 1905-06                             |
| NCAA Tournament Appearances          | 45                                  |
| Record                               | 119-40 (.748)                       |
| Last Appearance (Round)              | 2023 (Second)                       |
| NCAA Final Four Appearances (last)   | 17 (2022)                           |
| National Championships (five)        | 1991, 1992, 2001, 2010, 2015        |
| NIT Appearances (last)               | 4 (1981)                            |
| ACC Championships (last)             | 22 (2023)                           |
| Cameron Indoor Stadium               |                                     |
| Inaugural Game                       | January 6, 1940                     |
| Capacity                             | 9,314                               |
| Consecutive Sellouts                 | 522 (Nov. 26, 1990-present)         |
| Undefeated Seasons (Last)            | 19 (2023)                           |
| Team Information                     |                                     |
| 2022-23 Record                       | 29-7                                |
| Home                                 | 16-0                                |
| Away                                 | 4-6                                 |
| Neutral                              | 7-3                                 |
| ACC Record                           | 14-6                                |
| Home                                 | 10-0                                |
| Away                                 | 4-6                                 |
| Finish                               | t-3rd                               |
| Tournament                           | Champions                           |
| AP / USA Today Final Ranking         | 12 / 18                             |
| Starters Returning/Lost              | 4 / 1                               |
| Letterwinners Returning/Lost         | 10 / 5                              |
| Newcomers for 2022-23                | 5                                   |
| Freshmen                             | 4                                   |
| Graduate Transfers                   | 1                                   |

| DUKE RECORD BY STARTING LINEUP                |       |
|---|-------|
| McCain, Roach, Proctor, Mitchell, Filipowski  | > 8-3 |
| McCain, Roach, Foster, Mitchell, Filipowski   | 10-1  |
| McCain, Foster, Proctor, Mitchell, Filipowski | 2-0   |
| McCain, Blakes, Foster, Proctor, Filipowski   | 0-1   |
| McCain, Roach, Foster, Proctor, Filipowski    | 1-0   |
| McCain, Roach, Proctor, Filipowski, Young     | 1-1   |
| > Most recent lineup                          |       |

| DUKE BY THE NUMBERS                            |   |
|--|---|
| Seasons of Men's Basketball                    | 119th in 2023-24                          |
| Total Games                                    | 3,221                                     |
| Duke all-time record                           | 2,295-926 (.713)                          |
| Duke all-time ACC record (regular season only) | 717-350 (.672)                            |
| Duke record at Cameron Indoor Stadium          | 960-173 (.847)                            |
| ACC Championships                              | 22 (last in 2022-23)                      |
| NCAA Tournament Appearances                    | 45 (last in 2022-23)                      |
| NIT Postseason Appearances                     | 5 (last in 1980-81)                       |
| 20+ Win Seasons                                | 58 (last in 2023-24)                      |
| 30+ Win Seasons                                | 16 (last in 2021-22)                      |
| AP Top 10 Finishes                             | 38 (last in 2021-22)                      |
| AP No. 1 Finishes                              | 8 (last in 2018-19)                       |
| Years Ranked No. 1 in the country (AP only)    | 24 (last in 2021-22)                      |
| Overtime Games                                 | 135 (70-65)                               |
| Duke 100-Point Games                           | 196 (190-6)                               |
| National Players of the Year                   |   |
|  | 13 honors by 11 players (last in 2018-19) |
| National Defensive Players of the Year         |   |
|  | 9 honors by 6 players (last in 2005-06)   |
| National Freshman of the Year                  | 7 (last in 2022-23)                       |
| All-American Honors                            | 75 (last in 2021-22)                      |
| Academic All-American Honors                   | 20 (last in 2015-16)                      |
| ACC Players of the Year                        | 18 (last in 2019-20)                      |
| ACC Freshmen of the Year                       | 14 (last in 2022-23)                      |
| ACC Defensive Players of the Year              | 5 (last in 2021-22)                       |

## CURRENT OPPONENT: VIRGINIA CAVALIERS



## Season Stats

Duke (22-6, 13-4 ACC)  
Virginia (21-8, 12-6 ACC)

| PPG  | OPP. PPG | FG%  | 3FG% | FT%  | RPG  | APG  | BPG | SPG | FOUL |
|------|----------|------|------|------|------|------|-----|-----|------|
| 80.5 | 67.4     | .485 | .386 | .726 | 36.6 | 15.7 | 3.6 | 6.5 | 15.9 |
| 63.7 | 58.7     | .438 | .365 | .647 | 32.7 | 15.0 | 5.2 | 7.3 | 13.9 |

## NOTES &amp; CONNECTIONS

- » The two teams have traded wins across the last seven matchups, with Duke most recently picking up a victory (59-49) in the 2023 ACC Tournament Championship game.
- » The Blue Devils hold a 124-54 series advantage over the Cavaliers, including a 54-10 margin inside Cameron Indoor Stadium.
- » Virginia ranks as the best team in the ACC for overall defense, limiting opponents to just 58.7 points per game, which ranks third nationally, and 39.6% shooting overall from the field, the 10th-ranked field goal percentage defense in the nation.
- » Virginia is led by Reece Beekman, who averages 13.9 points, a league-leading 5.9 assists (24th in nation), and 2.1 steals (third in ACC/24th in nation) per game.
- » Ryan Dunn, a 6-8 sophomore guard, is the eighth-leading shot-blocker in the country with an ACC-high 67 rejections.
- » Virginia owns the best assist-to-turnover ratio in the nation (1.84), thanks to committing the fewest turnovers nationally at just 8.2 miscues per contest.

## THE SERIES

| Overall                   | Duke leads, 124-54                                      |
|---------------------------|---|
| In Durham, N.C.           | Duke leads, 59-11                                       |
| at Cameron Indoor Stadium | Duke leads, 54-10                                       |
| In Charlottesville, Va.   | Duke leads, 43-36                                       |
| at John Paul Jones Arena  | Duke leads, 7-4   |
| Neutral Sites             | Duke leads, 22-6  |
| Last Meeting              | Duke 59, Virginia 49 ACCT CHAMPIONSHIP (March 11, 2023) |

## ON THIS DATE: MARCH 2

- » Duke is 15-11 overall on March 2 and has won four of its last five games on this date.
- » This will be the first regular-season meeting for the two teams on March 2, and just the second meeting between the Blue Devils and Cavaliers overall.
- » The lone meeting occurred during the 1960-61 season -- an 89-54 win for Duke in the ACC Tournament.

## SERIES FACTS

|                          |                                    |
|--------------------------|------------------------------------|
| Overall Streak           | W1                                 |
| Home Streak              | L1                                 |
| Road Streak              | L1                                 |
| Last Home Win            | 66-65 (Feb. 20, 2021)              |
| Last Road Win            | 65-61 (Feb. 23, 2022)              |
| Last Neutral Win         | 59-49 (March 11, 2023)             |
| Last Home Loss           | 68-69 (Feb. 7, 2022)               |
| Last Road Loss           | 62-69 OT (Feb. 11, 2023)           |
| Last Neutral Loss        | 63-72 (March 16, 2014)             |
| Largest Winning Margin   | 64 (136-72, Feb. 11, 1965)         |
| Largest Losing Margin    | 27 (63-90; Jan. 23, 2013)          |
| Most Points Scored       | 136 (136-72; Feb. 11, 1965)        |
| Most Points Allowed      | 109 (66-109; March 11, 1983)       |
| Fewest Points Scored     | 12 (12-33; 1912-13)                |
| Fewest Points Allowed    | 17 (26-17; Jan. 20, 1934)          |
| High Scoring Game, Duke  | 40, JJ Redick (Jan. 28, 2006)      |
| High Scoring Game, Opp.: | 42, Buzzy Wilkinson March 4, 1954) |

## NEXT OPPONENT: NORTH CAROLINA STATE WOLFPACK

Game #30 • Road Game #11 • Monday, March 4 • **#10 Duke vs. North Carolina State** • 7:00 p.m. ET • PNC Arena • Raleigh, N.C. • TV: ESPN



## Season Stats

Duke (22-6, 13-4 ACC)  
NC State (17-11, 9-8 ACC)

| PPG  | OPP. PPG | FG%  | 3FG% | FT%  | RPG  | APG  | BPG | SPG | FOUL |
|------|----------|------|------|------|------|------|-----|-----|------|
| 80.5 | 67.4     | .485 | .386 | .726 | 36.6 | 15.7 | 3.6 | 6.5 | 15.9 |
| 76.2 | 72.1     | .443 | .341 | .729 | 35.4 | 12.9 | 3.2 | 7.6 | 17.3 |

## NOTES &amp; CONNECTIONS

- » Monday's game in Raleigh marks the 255th all-time meeting between Duke and NC State, with the Blue Devils looking for their 152nd win in the series (151-103).
- » NC State is Duke's third most-frequently played opponent behind Wake Forest (261 games) and North Carolina (261).
- » NC State tops the ACC and ranks 30th in the nation in fastbreak points with an average of 13.9 per game.
- » The Wolfpack are positioned third in the conference and 15th nationally in fewest turnovers at 9.6 per contest.
- » NC State guard Michael O'Connell leads the ACC and is 20th in the country in assist/turnover ratio (3.11).
- » Wolfpack guard DJ Horne is connecting on 42.9% of his 3-point shots -- second in the league and 12th nationally.
- » In the last meeting, a 71-67 Blue Devils' win in Durham on Feb. 28, 2023, Jeremy Roach led Duke with 20 points, while Kyle Filipowski registered a double-double with 11 points and 14 rebounds.

## THE SERIES

| Overall                   | Duke leads, 151-103                   |
|---------------------------|---------------------------------------|
| In Durham, N.C.           | Duke leads, 67-30                     |
| at Cameron Indoor Stadium | Duke leads, 54-26                     |
| In Raleigh, N.C.          | Duke leads, 48-44                     |
| at PNC Arena              | Duke leads, 9-8                       |
| Neutral Sites             | Duke leads, 23-17                     |
| Last Meeting              | @Duke 71, NC State 67 (Feb. 28, 2023) |

## ON THIS DATE: MARCH 4

- » Duke is 16-12 overall on March 4 with five wins in the last eight outings on this date.
- » The lone March 4 meeting in the series took place in 1950, a 67-47 Wolfpack win at Cameron Indoor Stadium.
- » Duke's last March 4th game was a year ago in Chapel Hill, as the Blue Devils defeated North Carolina, 62-57.
- » The Blue Devils are 3-5 in road contests on March 4.

## SERIES FACTS

|                             |                                      |
|-----------------------------|--------------------------------------|
| Overall Streak              | W1                                   |
| Home Streak                 | W4                                   |
| Road Streak                 | L1                                   |
| Last Home Win               | 71-67 (Feb. 28, 2023)                |
| Last Road Win               | 69-53 (Feb. 13, 2021)                |
| Last Neutral Win            | 92-89 (March 9, 2016)                |
| Last Home Loss              | 82-84 (Jan. 23, 2017)                |
| Last Road Loss              | 60-84 (Jan. 4, 2023)                 |
| Last Neutral Loss           | 80-85 (March 8, 2007)                |
| Largest Winning Margin      | 39 (Jan. 28, 1967; 99-60)            |
| Largest Losing Margin       | 33 (Feb. 18, 1948; 37-70)            |
| Most Points Scored          | 110 (Jan. 15, 1992; 110-75)          |
| Most Points Allowed         | 113 (Feb. 20, 1974; 87-113)          |
| Fewest Points Scored        | 2 (1916-17; 2-0)                     |
| Fewest Points Allowed       | 0 (1916-17; 2-0)                     |
| High Scoring Game, Duke     | 40 by Tate Armstrong (Feb. 18, 1976) |
| High Scoring Game, Opponent | 45 by Kenny Carr (Jan. 2, 1976)      |

## DUKE VERSUS THE ACC

|                                    |                     | Overall    |            |             | Home       |            |             | Away       |            |             | Neutral    |           |             | Unknown Venue |           |             | Cameron Indoor |            |             | ACC Regular Season |            |             | ACC Tournament |           |             | Strk      | 10         |
|------------------------------------|---------------------|------------|------------|-------------|------------|------------|-------------|------------|------------|-------------|------------|-----------|-------------|---------------|-----------|-------------|----------------|------------|-------------|--------------------|------------|-------------|----------------|-----------|-------------|-----------|------------|
|                                    | Membership          | W          | L          | Pct.        | W          | L          | Pct.        | W          | L          | Pct.        | W          | L         | Pct.        | W             | L         | Pct.        | W              | L          | Pct.        | W                  | L          | Pct.        | W              | L         | Pct.        |           |            |
| Boston College                     | 2005-present        | 29         | 3          | .906        | 14         | 0          | 1.000       | 11         | 2          | .846        | 4          | 1         | .800        | -             | -         | -           | 14             | 0          | 1.000       | 22                 | 2          | .917        | 3              | 0         | 1.000       | W9        | 9-1        |
| Clemson                            | 1953-present        | 115        | 33         | .777        | 66         | 4          | .943        | 39         | 25         | .609        | 10         | 4         | .714        | -             | -         | -           | 63             | 4          | .940        | 96                 | 27         | .780        | 7              | 4         | .636        | W1        | 8-2        |
| Florida State                      | 1991-present        | 44         | 11         | .800        | 24         | 2          | .923        | 17         | 8          | .680        | 2          | 1         | .667        | 1             | 0         | 1.000       | 24             | 2          | .923        | 40                 | 10         | .800        | 2              | 1         | .667        | W3        | 8-2        |
| Georgia Tech                       | 1979-present        | 78         | 25         | .757        | 39         | 5          | .886        | 30         | 17         | .638        | 9          | 3         | .750        | -             | 0         | -           | 39             | 5          | .886        | 58                 | 18         | .763        | 7              | 3         | .700        | W1        | 8-2        |
| Louisville                         | 2014-present        | 15         | 9          | .625        | 5          | 3          | .625        | 5          | 4          | .556        | 5          | 2         | .714        | -             | -         | -           | 5              | 3          | .625        | 8                  | 5          | .615        | 2              | 0         | 1.000       | W5        | 7-3        |
| Miami                              | 2004-present        | 26         | 10         | .722        | 12         | 3          | .800        | 10         | 7          | .588        | 4          | 0         | 1.000       | -             | -         | -           | 12             | 3          | .800        | 18                 | 9          | .667        | 4              | 0         | 1.000       | W2        | 7-3        |
| North Carolina                     | 1953-present        | 117        | 144        | .448        | 56         | 51         | .523        | 39         | 65         | .375        | 22         | 28        | .400        | -             | -         | -           | 47             | 39         | .547        | 65                 | 76         | .461        | 14             | 9         | .603        | L1        | 5-5        |
| NC State                           | 1953-present        | 151        | 103        | .594        | 67         | 30         | .691        | 48         | 44         | .522        | 23         | 17        | .575        | 13            | 12        | .520        | 54             | 26         | .675        | 76                 | 51         | .598        | 17             | 9         | .654        | W1        | 6-4        |
| Notre Dame                         | 2013-present        | 31         | 8          | .795        | 11         | 2          | .846        | 9          | 4          | .692        | 11         | 2         | .846        | -             | -         | -           | 11             | 2          | .846        | 10                 | 4          | .714        | 2              | 2         | .500        | W4        | 9-1        |
| Pittsburgh                         | 2013-present        | 17         | 9          | .654        | 7          | 4          | .636        | 8          | 4          | .667        | 2          | 1         | .667        | -             | -         | -           | 7              | 3          | .700        | 10                 | 3          | .769        | 1              | 0         | 1.000       | L1        | 8-2        |
| Syracuse                           | 2013-present        | 16         | 6          | .727        | 6          | 2          | .750        | 5          | 2          | .714        | 5          | 2         | .714        | -             | -         | -           | 6              | 2          | .750        | 11                 | 4          | .733        | 2              | 0         | 1.000       | W9        | 9-1        |
| <b>Virginia</b>                    | <b>1953-present</b> | <b>124</b> | <b>54</b>  | <b>.697</b> | <b>59</b>  | <b>11</b>  | <b>.843</b> | <b>43</b>  | <b>36</b>  | <b>.544</b> | <b>22</b>  | <b>6</b>  | <b>.786</b> | <b>0</b>      | <b>1</b>  | <b>.000</b> | <b>54</b>      | <b>10</b>  | <b>.844</b> | <b>88</b>          | <b>36</b>  | <b>.710</b> | <b>16</b>      | <b>4</b>  | <b>.800</b> | <b>W1</b> | <b>6-4</b> |
| Virginia Tech                      | 2004-present        | 53         | 13         | .803        | 23         | 1          | .958        | 14         | 9          | .609        | 12         | 2         | .857        | 4             | 1         | .800        | 19             | 1          | .950        | 20                 | 8          | .714        | 2              | 1         | .667        | W2        | 6-4        |
| Wake Forest                        | 1953-present        | 180        | 81         | .690        | 82         | 18         | .820        | 52         | 42         | .553        | 33         | 9         | .786        | 13            | 12        | .520        | 67             | 16         | .807        | 91                 | 47         | .659        | 14             | 4         | .778        | L1        | 7-3        |
| <b>Totals vs. current members</b>  |                     | <b>996</b> | <b>508</b> | <b>.662</b> | <b>471</b> | <b>136</b> | <b>.776</b> | <b>330</b> | <b>268</b> | <b>.552</b> | <b>164</b> | <b>78</b> | <b>.678</b> | <b>31</b>     | <b>26</b> | <b>.668</b> | <b>422</b>     | <b>116</b> | <b>.784</b> |                    |            |             |                |           |             |           |            |
| Maryland                           | 1953-2014           | 114        | 63         | .644        | 56         | 16         | .778        | 41         | 35         | .539        | 16         | 10        | .615        | 1             | 2         | .333        | 54             | 14         | .794        | 79                 | 41         | .658        | 11             | 8         | .579        |           |            |
| South Carolina                     | 1953-1971           | 57         | 20         | .740        | 27         | 5          | .844        | 14         | 11         | .560        | 9          | 3         | .750        | 7             | 1         | .875        | 21             | 4          | .840        | 25                 | 9          | .735        | 6              | 1         | .857        |           |            |
| <b>Totals vs. all-time members</b> |                     |            |            |             |            |            |             |            |            |             |            |           |             |               |           |             |                |            |             | <b>717</b>         | <b>350</b> | <b>.672</b> | <b>110</b>     | <b>46</b> | <b>.705</b> |           |            |

## DUKE GAME NOTES

### Last Time Out

- » Duke used a 48-point second half to secure an 84-59 victory over Louisville on Wednesday night.
- » The Blue Devils were led by **Jeremy Roach's** 19 points, **Kyle Filipowski's** 10 rebounds and **Tyrese Proctor's** seven assists.
- » Duke's defense held Louisville to 59 points, 13.6 points below its season average of 72.6. The Blue Devils have held 24 of their 28 opponents to below their respective scoring average.
- » Duke won the rebounding battle, 43-24. The Blue Devils are now 17-1 when out-rebounding their opponent.
- » The plus-19 rebounding margin matched the team's season high (vs. Bucknell) and was the best margin in conference play.
- » The Blue Devils dished 23 assists, a conference-play best and one shy of the team's overall season high.
- » Duke's 23 assists on 32 made field goals equaled the team's best assist rate this season (71.9%), established against Bucknell on Nov. 17, 2023.
- » Roach made his 100th career start and scored a game-high 19 points, including 3-of-4 from deep.
- » **Mark Mitchell** scored 17 points, his sixth game in double-figures across his last eight games played, along with a career-high three steals.
- » **Jared McCain** connected on four 3-pointers, finishing the game 4-of-7 from beyond the arc, en route to 14 total points.
- » Filipowski grabbed a game-high 10 rebounds and dished six assists. The sophomore finished one point shy of a double-double with nine points.
- » Proctor tallied seven assists, a season-high in conference play, with just one turnover. The sophomore also scored eight points and grabbed three caroms. Proctor has 19 assists to just five turnovers, a 3.8 assist-turnover ratio, in his last five games played.
- » **Sean Stewart** contributed nine points, nine boards and two assists in 11 minutes of action.
- » **Spencer Hubbard** electrified the crowd in the closing minute of the game when nailing his first career 3-pointer, representing his career-high in scoring (3 points) and his first career points against an ACC opponent.

#### HOME WIN STREAKS VS. SINGLE OPPONENT

|    |                                 |
|----|---------------------------------|
| 28 | Clemson, 1/4/34-1/5/75          |
| 25 | Wake Forest, 2/14/98-present    |
| 22 | Virginia, 1/20/34-2/20/71       |
| 21 | Clemson, 2/3/96-present         |
| 20 | East Carolina, 12/15/69-present |

#### KenPom Player of the Year Rankings (as of Feb. 29)

|                              |              |
|------------------------------|--------------|
| Zach Edey, Purdue            | 2.390        |
| DaRon Holmes, Dayton         | 1.591        |
| Johni Broome, Auburn         | 1.562        |
| Jaedon LeDee, San Diego St.  | 1.554        |
| Dalton Knecht, Tennessee     | 1.512        |
| Tristen Newton, Connecticut  | 1.501        |
| Jamal Shead, Houston         | 1.469        |
| <b>Kyle Filipowski, Duke</b> | <b>1.465</b> |
| Mark Sears, Alabama          | 1.379        |
| RJ Davis, North Carolina     | 1.352        |

### Emergence of McCain

- » After averaging 7.6 points per outing in the first eight games of the season, **Jared McCain** has reached the 20-point mark in seven of the last 20 games, averaging a team-high 16.0 points per contest during that stretch.
- » The freshman guard scored a career-high 35 points in a road win at Florida State (Feb. 17), matching the Duke freshman scoring record set by **Zion Williamson** versus Syracuse on Jan. 14, 2019, and the sixth most points scored by a freshman in ACC history.
- » McCain nailed 8-of-11 triples against the Seminoles to break Duke's freshman record for 3-pointers made.
- » McCain netted 24 points on 9-of-14 shooting from the field, including 4-of-9 from long distance, in a home victory over Queens (Dec. 30).
- » In a top-10 rivalry matchup at North Carolina (Feb. 3), McCain recorded a double-double with team highs of 23 points and 11 caroms.
- » McCain has made two 3-pointers or more in 19 games this season. The Blue Devils are 16-3 when McCain makes at least two triples.
- » The 6-3 guard has secured double-digit rebounds six times this season, including four times in the last nine games, with a career-high of 11 boards twice.
- » McCain has been named ACC Rookie of the Week twice since the start of 2024 (Jan. 29, Feb. 19).

#### MOST WINS BY DUKE COACH IN FIRST 50 GAMES

Head Coach (First Season) - Record

|                              |              |
|------------------------------|--------------|
| <b>Jon Scheyer (2022-23)</b> | <b>38-12</b> |
| Eddie Cameron (1928-29)      | 36-14        |
| Vic Bubas (1959-60)          | 35-15        |
| Bucky Waters (1969-70)       | 34-16        |
| Harold Bradley (1950-51)     | 32-18        |
| Gerry Gerard (1942-43)       | 31-19        |
| Mike Krzyzewski (1980-81)    | 26-24        |
| Bill Foster (1974-75)        | 26-24        |

### Flip's Sophomore Season Elevation

- » Sophomore center **Kyle Filipowski** is on pace to improve in nearly all statistical categories, including already surpassing his freshman totals in blocks and assists.
- » Filipowski has tallied 82 assists (56 in 2022-23) and blocked 46 shots, after swatting a total of 26 attempts during his freshman year.
- » The 7-footer has tallied double-doubles in eight of Duke's last 23 games, moving his career total to 24 double-doubles in 63 games played.
- » "Flip" has scored 20 or more points nine times this season, including a career-high 30 points versus Georgia Tech (Jan. 30), after reaching 20 points six times as a freshman.
- » He has distributed three-plus assists 21 times during his career, with 16 of those coming during his sophomore campaign.
- » Filipowski scored 26 points on 11-of-12 shooting from the field at Pittsburgh (Jan. 9), marking the best shooting performance by a Blue Devil with at least 10 attempts since **Zion Williamson** finished 13-of-13 against Syracuse on March 14, 2019.
- » He amassed a career-high 30 points with 13 boards, four assists, two blocked shots and two steals without committing a turnover versus Georgia Tech (Jan. 13), becoming the first Duke player with a 30-point double-double and no turnovers in the past 40 seasons.
- » The sophomore center was just two assists shy of triple-double with 28 points, 12 rebounds and eight helpers versus Hofstra (Dec. 12).
- » Filipowski is the 69th Blue Devil all-time to reach 1,000 points, having landed on the exact number following his 17-point outing at Wake Forest on Feb. 24.

### Mitchell Makes His Mark

- » In his last 14 outings, forward **Mark Mitchell** is averaging 14.1 points and 7.3 rebounds with three double-doubles.
- » On Jan. 6 at Notre Dame, Mitchell amassed 23 points and 14 rebounds - both career highs.
- » Mitchell returned to the starting lineup at Louisville (Jan. 23) with a 20-point, 12-rebound double-double.
- » Mitchell matched his career-high of 23 points against Wake Forest (Feb. 12), marking his fifth 20-point effort of the season - all Duke wins.
- » The sophomore has finished in double-digits in eight of his last 11 contests and 15 of his last 19.
- » During his two seasons as a Blue Devil, Duke is 31-3 when Mitchell reaches double figures in the scoring column.

### Blue Devils Top ACC in Shooting, Scoring Margin

- » Duke has outscored its opponents by an average of 13.1 points per contest, which tops the ACC and ranks 14th nationally.
- » The Blue Devils have tickled the twine to the tune of 38.6% (238-616) on 3-pointers as the top-shooting ACC team from long distance, ranking ninth nationally.
- » Duke has converted on 48.5% (797-1642) overall to lead the ACC in field goal percentage and rank 22nd in the nation.

### The Blue Devils Have Won Nearly 85% of Games at Cameron Indoor Stadium

- » Duke has posted an all-time record of 960-173 (.847) at Cameron Indoor, that included a 572-76 (.883) record under Coach K.
- » Duke has won more games at its current home venue than any team in college basketball.
- » Now in its 85th season as the home of the Blue Devils, Duke has averaged 11.1 wins since the venue opened January 6, 1940 -- a 36-27 win over Princeton.

### Duke's Three-Point Streak

- » Duke has connected on at least one 3-pointer in 1,217 straight games, the second-longest streak nationally.
- » It has been more than 30 years since Duke was held without a three-point field goal -- Dec. 30, 1989, versus Hawai'i.

#### CONSECUTIVE GAMES WITH A 3-POINT FIELD GOAL | ACTIVE

| Rk | School               | Games | Next Game                |
|----|----------------------|-------|--------------------------|
| 1. | UNLV                 | 1,219 | vs. San Jose State (3/2) |
| 2. | Duke                 | 1,217 | vs. Virginia (3/2)       |
| 3. | East Tennessee State | 1,154 | vs. UNC Greensboro (3/2) |

Through games played on 2/29 based on available data

#### MOST WINS AT CURRENT HOME VENUE | NCAA

| Rk | Team (Venue)                   | W   | L   | Pct. | Opened |
|----|--------------------------------|-----|-----|------|--------|
| 1. | Duke (Cameron Indoor)          | 960 | 173 | .847 | 1940   |
| 2. | Penn (The Palestra)            | 865 | 414 | .677 | 1927   |
| 3. | Kansas (Allen Fieldhouse)      | 859 | 118 | .880 | 1955   |
| 4. | Oklahoma State (Gallagher Iba) | 857 | 259 | .769 | 1938   |
| 5. | Vanderbilt (Memorial Gym)      | 809 | 262 | .755 | 1952   |
| 6. | UCLA (Pauley Pavilion)         | 796 | 132 | .858 | 1965   |

Through games played on 2/29 based on available data

#### DUKE ALL-TIME AT CAMERON INDOOR STADIUM

|                          |     |     |      |
|--------------------------|-----|-----|------|
| Overall Record           | 960 | 173 | .847 |
| ACC regular-season games | 423 | 110 | .794 |
| Non-conference games     | 449 | 41  | .916 |
| When ranked in AP Top 25 | 653 | 67  | .907 |

#### MOST 1,000 POINT SCORERS BY SCHOOL

|    |                |           |
|----|----------------|-----------|
| 1. | North Carolina | 81        |
| 2. | <b>DUKE</b>    | <b>69</b> |
|    | Louisville     | 69        |
| 4. | Notre Dame     | 67        |
|    | Villanova      | 67        |
| 6. | Kansas         | 66        |
|    | Syracuse       | 66        |
| 8. | Kentucky       | 61        |
|    | Ohio State     | 60        |
|    | UCLA           | 60        |

as of Feb. 26, 2024 -- as reported by each school

#### CONSECUTIVE SEASONS RANKED IN TOP 10 | AP POLL

| Rk | Team        | No.       |
|----|-------------|-----------|
| 1. | <b>Duke</b> | <b>28</b> |
| 2. | Kansas      | 18        |
| 3. | Kentucky    | 14        |



### Historic Debut for Head Coach Jon Scheyer

- » Former Duke All-American and two-time team captain **Jon Scheyer** made history with his head-coaching debut last season. He became just the third coach in ACC history to win the ACC Tournament in their first season and is the first to win an ACC title as both a player (2009, 2010) and as a coach (2023).
- » Scheyer was named a finalist for the Joe. B Hall Award, given to the best first-year head coach, as the Blue Devils finished ranked No. 12 in the final *Associated Press* poll, captured the program's 22nd ACC Tournament title, reached the NCAA Tournament for the 45th time and posted an overall record of 27-9 and a conference record of 14-6.
- » Duke entered the NCAA Tournament on a nine-game winning streak -- just three other Duke teams in history entered the NCAA Tournament on longer winning streaks (1999, 27-game streak; 1963, 18-game; 1986, 16-game). The Blue Devils pushed the streak to 10 games with a win over Oral Roberts in the first round.
- » The Northbrook, Ill., native has been integral in the recruiting and development of several young Duke stars since joining the staff, and as head coach, has landed the nation's No. 1-ranked recruiting class (2022-23) and No. 2-ranked recruiting class (2023).
- » Duke has signed a top-three recruiting class per ESPN in every season since Scheyer joined the staff, including the No. 1 class five times in 10 seasons (2014, 2015, 2017, 2018, 2022).

### Continuity From Last Season

- » Duke returns 60.4 points per game from last year's roster, the most by a Duke team since the 2008-09 season, and brings back 77.9% of points scored in 2022-23 -- the most since the 2007-08 Duke team returned 81.3%.
- » Four different players who made 30 or more starts in 2022-23 have returned to Durham, which marks the first time in Duke lore since the 2000-01 roster that included **Shane Battier**, **Carlos Boozer**, **Nate James** and **Jay Williams**. The 2000-01 team went on to win Duke's third national championship.

### Trio of Captains

- » Three players have been selected as team captains for the 2023-24 season -- **Tyrese Proctor**, **Jeremy Roach** and **Ryan Young**.
- » Roach serves as captain for the second straight year, after serving as the team's lone captain last season.
- » Both Proctor and Young are first-time captains. Proctor is just the fourth sophomore in program history to serve as team captain, joining **Tre Jones** (2020) and **Greg Paulus** and **Josh McRoberts** (2007).

### Four on Preseason Positional Awards

- » The Naismith Memorial Basketball Hall of Fame announced its preseason watch lists for national positional awards, with four different Blue Devils earning recognition: **Tyrese Proctor**, Bob Cousy Point Guard of the Year; **Jeremy Roach**, Jerry West Shooting Guard of the Year; **Mark Mitchell**, Julius Erving Small Forward of the Year; and **Kyle Filipowski**, Karl Malone Power Forward of the Year.

### Scheyer Announces Early Signing Period Class

- » Head coach **Jon Scheyer** announced his second No. 1 recruiting class in three years with the signing of five players to the class of 2024 during the NCAA early signing period - Cooper Flagg, Isaiah Evans, Kon Knueppel, Patrick Ngongba II and Darren Harris.
- » The top-ranked class would mark the third consecutive top-two class for Scheyer, after inking the top class for 2022 and the No. 2 group in 2023.
- » The five-player class is led by No. 1 overall prospect, Cooper Flagg, and includes four ranked in the top 20 by 247Sports.
- » Four of the signees are rated as the top player in their respective states by either ESPN or 247Sports - Flagg (Maine), Evans (North Carolina), Knueppel (Wisconsin) and Ngongba II (Virginia).
- » Flagg, Evans and Ngongba were announced to the USA men's basketball roster for the 2024 Nike Hoop Summit, scheduled for April 13, in Portland, Oregon.

### Freshman Class Ranked No. 2 Nationally -- Duke's 10th Consecutive Top-3 Class

- » The second class fully recruited and signed by Scheyer was ranked No. 2 nationally by both *ESPN* and *247Sports*.
- » It marked the second consecutive top-two class signed by Scheyer after inking the nation's No. 1 class in 2022 for his first season as Duke's head coach.
- » The class was made up of four players, all ranked in 247Sports' top 25, and three were ranked as the top player in their respective states per ESPN. **Jared McCain** was 10th on ESPN's Top 100, while **TJ Power**, **Sean Stewart** and **Caleb Foster** rounded out the class at No. 17, 22 and 23, respectively, in 247Sports' rankings.
- » The class included two McDonald's All-Americans (Stewart, McCain), two named the Gatorade Player of the Year in their state (McCain, Power) and all four made the roster for the Jordan Brand Classic.

### Duke Adds Two More McDonald's All-Americans

- » Following the announcement of the 2024 McDonald's All-American Game rosters, Duke has signed 92 McDonald's All-Americans all-time -- the most of any NCAA program.
- » The Blue Devils' most recent selections are **Cooper Flagg** and **Isaiah Evans**, while current Blue Devils **Jeremy Roach** (2020), **Mark Mitchell** (2022), **Jared McCain** (2023) and **Sean Stewart** (2023) are also on Duke's roster.
- » Duke has added at least one McDonald's All-American in 40 consecutive years.

### New Faces on the Bench

- » Scheyer made two new hires to Duke's coaching staff during the offseason -- **Will Avery** and **Emanuel Dildy**.
- » Avery, who starred at Duke from 1997 to 1999, had spent the last four seasons assisting with various aspects of the program while completing his undergraduate degree in African American studies. He left Duke after his sophomore year as the 14th overall pick by Minnesota in the 1999 NBA Draft.
- » Regarded in the coaching ranks as one of the nation's top recruiters, Dildy spent three years on the staff as an assistant coach under Chris Collins at Northwestern from 2018-21. He comes to Duke after a two-year stint as assistant coach for Porter Moser at Oklahoma.
- » On Nov. 28, Scheyer announced the hiring of former Blue Devil captain, **Justin Robinson**, as the team's director of player development. Robinson, a four-year letterwinner and member of ACC Championship teams in 2017 and 2019, finished his five seasons at Duke as a team captain in 2019-20.

### NBA Season Begins with 24 Blue Devils on Opening Day Rosters

- » When the NBA season began on Oct. 24, Duke had 24 members of The Brotherhood on opening-day rosters.
- » The list was compiled from the NBA's official opening-day rosters (including two-way and inactive lists) and includes any Blue Devil that played and finished their college basketball careers at Duke.
- » Duke's players are spread across the country at a total of 18 NBA franchises, including a trio of Blue Devils with the Dallas Mavericks (**Kyrie Irving**, **Seth Curry**, **Dereck Lively II**), and duos in Atlanta (**Jalen Johnson**, **AJ Griffin**), Orlando (**Paolo Banchero**, **Wendell Carter Jr.**), Brooklyn (**Harry Giles**, **Dariq Whitehead**) and New Orleans (**Zion Williamson**, **Brandon Ingram**).
- » Duke's two first-round picks from the 2022-23 squad, Lively and Whitehead, are set to make their NBA debut this season. Lively had a historic debut, becoming the first player in NBA history to record at least 15 points and 10 rebounds while shooting better than 85 percent from the field in an NBA debut.
- » Whitehead, the third-youngest player in the NBA this season, made his NBA debut on Nov. 25, following offseason surgery and resulting rehab.
- » Duke's two dozen players also join a long list of former players, coaches, managers and Duke graduates that serve on NBA coaching staffs or in front office roles for 26 of the league's 30 teams. That includes former Hall of Fame head coach **Mike Krzyzewski**, who joined the NBA this summer as a special advisor, 1984 Duke graduate **Adam Silver** (NBA Commissioner), **Grant Hill** (part owner of the Atlanta Hawks), **Elton Brand** (General Manager of the Philadelphia 76ers), **Trajan Landon** (General Manager of the New Orleans Pelicans), **Quin Snyder** (Head Coach of the Atlanta Hawks) and **Mike Dunleavy** (General Manager of the Golden State Warriors).

| ACC PRESEASON POLL<br>(first-place votes in parentheses) |  |
|--|--|
| 1. Duke (44), 757  |  |
| 2. Miami (5), 693  |  |
| 3. North Carolina (1), 670                               |  |
| 4. Virginia (1), 593                                     |  |
| 5. Clemson, 570  |  |
| 6. Wake Forest, 440                                      |  |
| 7. NC State, 420   |  |
| 8. Virginia Tech, 390                                    |  |
| 9. Pitt, 380   |  |
| 10. Syracuse, 321  |  |
| 11. Florida State, 294                                   |  |
| 12. Boston College, 227                                  |  |
| 13. Georgia Tech, 157                                    |  |
| 14. Louisville, 108                                      |  |
| 15. Notre Dame, 100                                      |  |

| DUKE'S ESPN.COM RECRUITING<br>CLASS RANKINGS |       |
|--|-------|
| 2009   | 9     |
| 2010   | 6     |
| 2011   | 2     |
| 2012   | 12    |
| 2013   | 15    |
| 2014   | >>> 1 |
| 2015   | 1     |
| 2016   | 2     |
| 2017   | 1     |
| 2018   | 1     |
| 2019   | 2     |
| 2020   | 2     |
| 2021   | 3     |
| 2022   | 1     |
| 2023   | 2     |
| >>> Scheyer's first season on staff          |       |

| MOST McDONALD'S<br>ALL-AMERICANS SIGNED |    |
|---|----|
| 1. Duke                                 | 92 |
| 2. North Carolina                       | 76 |
| 3. Kentucky                             | 70 |
| > through 2024 class                    |    |

| BLUE DEVILS IN THE NBA         |  |
|--------------------------------|--|
| Grayson Allen - Phoenix        |  |
| Marvin Bagley III - Washington |  |
| Paolo Banchero - Orlando       |  |
| RJ Barrett - Toronto           |  |
| Maques Bolden - Milwaukee      |  |
| Wendell Carter Jr. - Orlando   |  |
| Seth Curry - Dallas            |  |
| Harry Giles III - Brooklyn     |  |
| AJ Griffin - Atlanta           |  |
| Brandon Ingram - New Orleans   |  |
| Kyrie Irving - Dallas          |  |
| Jalen Johnson - Atlanta        |  |
| Tre Jones - San Antonio        |  |
| Tyus Jones - Washington        |  |
| Luke Kennard - Memphis         |  |
| Dereck Lively II - Dallas      |  |
| Wendell Moore Jr. - Minnesota  |  |
| Mason Plumlee - Charlotte      |  |
| Cam Reddick - LA Lakers        |  |
| Jayson Tatum - Boston          |  |
| Gary Trent Jr. - Toronto       |  |
| Dariq Whitehead - Brooklyn     |  |
| Mark Williams - Charlotte      |  |
| Zion Williamson - New Orleans  |  |

## HEAD COACH JON SCHEYER



### BIO

Former Duke All-American and two-time team captain Jon Scheyer is the 20th head coach in Duke University's storied basketball history. He was named to the position on June 4, 2021, succeeding Hall of Fame head coach Mike Krzyzewski.

Scheyer, who enters his second season as head coach in 2023-24, has vast experience on the Duke bench, having served on Krzyzewski's staff since the 2013-14 season. His previous roles with the Blue Devils include special assistant, assistant coach and the previous three years as associate head coach. Scheyer and Duke agreed to a new six-year contract in October of 2023, extending him through the 2028-29 season.

The 35-year-old Scheyer was among the youngest head coaches in Division-I men's basketball, and the youngest at a power conference institution. He was named to *The Athletic's* 40 Under 40 in college sports in 2022, and was previously touted as one of the best assistant coaches in college basketball.

As a player, Scheyer sparked the Blue Devils to two ACC championships and the 2010 NCAA title as a player from 2007-10. In his time on the coaching staff, he has helped Duke compile a 272-80 (.773) record, a national championship (2015), two Final Fours (2015, 2022) and three ACC Tournament crowns (2017, 2019, 2023).

The Northbrook, Ill., native has been integral in the recruiting and development of several young Duke stars since joining the staff, and landed the nation's No. 1-ranked recruiting class for the 2022-23 campaign and No. 2-ranked class for 2023-24.

Duke has signed a top-three recruiting class per ESPN in every season since Scheyer joined the staff, including the No. 1 class five times in 10 seasons (2014, 2015, 2017, 2018, 2022).

[CLICK HERE FOR COACH SCHEYER'S FULL BIO](#)

### CAREER RECORD

|  |       |
|--|-------|
| Overall Record                           | 49-15 |
| ACC Record (regular season & tournament) | 30-10 |
| Home                                     | 30-2  |
| Road                                     | 10-10 |
| Neutral                                  | 9-3   |
| vs. AP Top 25                            | 6-6   |

### SCHEYER QUICK FACTS

|                 |   |
|-----------------|---|
| Born            | August 24, 1987                           |
| High School     | Glenbrook North, Northbrook, Ill.         |
| College Career  | Four-year letterman, Duke, 2007-2010      |
| College Degree  | B.A., History, Duke, 2010                 |
| College Honors  | Co-captain, 2009, 2010                    |
|                 | Consensus Second Team All-America, 2010   |
|                 | All-NCAA Final Four Team, 2010            |
|                 | First Team All-ACC, 2010                  |
|                 | NCAA Tournament All-South Region, 2010    |
|                 | ACC Tournament MVP, 2009                  |
|                 | All-Preseason NIT, 2009                   |
|                 | First Team ACC All-Tournament, 2009, 2010 |
| Coaching Career | Special Assistant, Duke, 2013-14          |
|                 | Assistant Coach, Duke, 2014-18            |
|                 | Associate Head Coach, Duke, 2018-22       |
|                 | Head Coach, Duke, 2022-present            |
| Family          | Wife, Marcelle (married May 2017)         |
|                 | Children, Noa (born January 2018)         |
|                 | Jett (born August 2019)                   |
|                 | James (born May 2022)                     |

### SCHEYER BY THE NUMBERS

|             |   |
|-------------|---|
| <b>27.6</b> | Average number of wins per season while at Duke         |
| <b>.781</b> | Career winning percentage as coach and player           |
| <b>10</b>   | Top-3 recruiting classes in nine years on staff         |
| <b>5</b>    | ACC Tournament titles (2009, 2010, 2017, 2019)          |
| <b>2</b>    | National Championships (2010, 2015)                     |
| <b>25</b>   | All-ACC selections coaches (11 First Team picks)        |
| <b>11</b>   | All-Americans coached (5 consensus First Team picks)    |
| <b>15</b>   | Major ACC award winners coached (4 Players of the Year) |
| <b>38</b>   | NBA Draft picks coached (2 overall No. 1 picks)         |

"I've said many times that Jon Scheyer is one of the smartest coaches in the country. He showed that repeatedly as a member of our staff the past eight seasons. He is ready for this amazing opportunity and clearly recognizes the significance of the position in which he finds himself. He understands the unique culture of Duke Basketball and he and his staff will carry it forward in an ever-changing college athletics environment. Jon is a rising star in the profession and Duke could not be in better hands moving forward." -- MIKE KRZYZEWSKI

### JON SCHEYER YEAR-BY-YEAR AT DUKE

| Playing Career                 | Overall              | ACC                  | ACC Tournament        | NCAA Tournament        |
|--------------------------------|----------------------|----------------------|-----------------------|------------------------|
| 2006-07 Freshman Guard         | 22-11                | 8-8 (T6th)           | First Rd (0-1)        | NCAA First Rd (0-1)    |
| 2007-08 Sophomore Guard        | 28-6                 | 13-3 (2nd)           | Semifinals (1-1)      | NCAA Second Rd (1-1)   |
| 2008-09 Junior Guard           | 30-7                 | 11-5 (T2nd)          | Champion (3-0)        | NCAA Sweet 16 (2-1)    |
| 2009-10 Senior Guard           | 35-5                 | 13-3 (T1st)          | Champion (3-0)        | NCAA Champion (6-0)    |
| <b>Career</b>                  | <b>115-29 (.799)</b> | <b>45-19 (.703)</b>  | <b>7-2 (.778)</b>     | <b>9-3 (.750)</b>      |
| Coaching Career                | Overall              | ACC                  | ACC Tournament        | NCAA Tournament        |
| 2013-14 Special Assistant      | 26-9                 | 13-5 (3rd)           | Finals (2-1)          | NCAA First Rd (0-1)    |
| 2014-15 Assistant Coach        | 35-4                 | 15-3 (2nd)           | Semifinals (1-1)      | NCAA Champion (6-0)    |
| 2015-16 Assistant Coach        | 25-11                | 11-7 (T5th)          | Quarterfinals (1-1)   | NCAA Sweet 16 (2-1)    |
| 2016-17 Assistant Coach        | 28-9                 | 11-7 (T5th)          | Champion (4-0)        | NCAA Second Rd (1-1)   |
| 2017-18 Assistant Coach        | 29-8                 | 13-5 (2nd)           | Semifinals (1-1)      | NCAA Elite Eight (3-1) |
| 2018-19 Associate Head Coach   | 32-6                 | 14-4 (3rd)           | Champion (3-0)        | NCAA Elite Eight (3-1) |
| 2019-20 Associate Head Coach   | 25-6                 | 15-5 (4th)           | Quarterfinals (0-0)*  | --*                    |
| 2020-21 Associate Head Coach   | 13-11                | 9-9 (10th)           | Quarterfinals (2-0)** | --                     |
| 2021-22 Associate Head Coach   | 32-7                 | 16-4 (1st)           | Finals (2-1)          | NCAA Semifinals (4-1)  |
| 2022-23 Head Coach             | 27-9                 | 14-6 (4th)           | Champion (3-0)        | NCAA Tournament (1-1)  |
| 2023-24 Head Coach             | 22-6                 | 13-4                 | --                    | --                     |
| <b>Head Coach Totals</b>       | <b>49-15 (.766)</b>  | <b>27-10 (.730)</b>  | <b>3-0 (1.000)</b>    | <b>1-1 (.500)</b>      |
| <b>Overall Coaching Totals</b> | <b>294-86 (.774)</b> | <b>144-59 (.709)</b> | <b>19-5 (.792)</b>    | <b>20-7 (.741)</b>     |

\* Postseason canceled by COVID-19 pandemic; \*\* Season ended by Duke's COVID protocols

### SCHEYER'S DUKE CAREER STATS

|              | GP-GS          | Min          | FG               | Pct         | 3FG            | Pct         | FT             | Pct         | Reb        | Avg        | PF         | Ast        | Turn       | Blk       | Stl        | Pts          | Avg         |
|--------------|----------------|--------------|------------------|-------------|----------------|-------------|----------------|-------------|------------|------------|------------|------------|------------|-----------|------------|--------------|-------------|
| 2006-07      | 33-32          | 1,112        | 113-284          | .398        | 61-167         | .365        | 115-136        | .846        | 110        | 3.3        | 57         | 61         | 52         | 5         | 39         | 402          | 12.2        |
| 2007-08      | 34-1           | 963          | 115-259          | .444        | 47-121         | .388        | 120-135        | .889        | 134        | 3.9        | 56         | 83         | 37         | 9         | 46         | 397          | 11.7        |
| 2008-09      | 37-35          | 1,214        | 146-368          | .397        | 79-205         | .385        | 179-214        | .836        | 134        | 3.6        | 62         | 102        | 57         | 6         | 58         | 550          | 14.9        |
| 2009-10      | 40-40          | 1,470        | 212-531          | .399        | 110-287        | .383        | 194-221        | .878        | 144        | 3.6        | 54         | 194        | 65         | 10        | 65         | 728          | 18.2        |
| <b>Total</b> | <b>144-108</b> | <b>4,759</b> | <b>586-1,442</b> | <b>.406</b> | <b>297-780</b> | <b>.381</b> | <b>608-706</b> | <b>.861</b> | <b>522</b> | <b>3.6</b> | <b>229</b> | <b>440</b> | <b>211</b> | <b>30</b> | <b>208</b> | <b>2,077</b> | <b>14.4</b> |

### 2022-23 IN REVIEW

#### SEASON SUMMARY

- » The 118th season of Duke Basketball ushered in a new era for the program with **Jon Scheyer** succeeding Hall of Famer **Mike Krzyzewski** as the 20th head coach in the team history.
- » In an historic debut campaign for Scheyer, the Blue Devils finished ranked No. 12 in the *Associated Press* poll, captured the program's 22nd ACC Tournament title, reached the NCAA Tournament for the 45th time and posted a 27-9 overall record and a 14-6 mark in ACC play.
- » Scheyer inherited one of the nation's youngest rosters, with junior captain **Jeremy Roach** as the lone returning starter from a Duke team that reached the Final Four in 2021-22.
- » Eighty percent of Duke's minutes in the 2022-23 season were logged by players not on the roster the previous year -- the highest percentage on record in team history.
- » Finding continuity towards the end of the season after a year full of injuries, Duke played 11 of its final 12 games with a full complement of players available and started the same lineup in 15 of its final 16 games. Duke finished the year with a 19-1 overall record in games with its full roster available -- was 8-8 otherwise.
- » Duke entered the NCAA Tournament on a nine-game winning streak -- just three other Duke teams in history entered the NCAA Tournament on longer winning streaks (1999, 27-game streak; 1963, 18-game; 1986, 16-game).
- » With a priority on defense and rebounding, the Blue Devils held opponents below their season scoring average 31 times and were 27-4 in those games. They out-rebounded 29 opponents and were 25-4 when doing so.
- » Duke's 63.6 points allowed were its fourth fewest since 1950-51 and the fewest since the school-record 61.0 allowed by the 2010 squad.
- » The tallest team in the nation, Duke used its length on the perimeter and height at the rim to finish as one of just three Division I teams in the NCAA's top 40 for scoring defense (30th), field goal defense (27th), three-point defense (24th) and blocked shots (37th) -- Houston and Connecticut were the others.
- » On the glass, Duke was fifth nationally and led the ACC in rebounding margin (+7.9), while also leading the ACC and ranking 21st in rebounds per game (38.7). Duke was second in the conference in total rebounds (38.7) and third in defensive boards (26.7).
- » Freshman **Kyle Filipowski** recorded 16 double-doubles to lead all Division I freshmen, rank second in the ACC overall and 11th nationally and was tied for the second most by a Duke freshman all-time. He led all power conference freshmen in rebound average and his 322 boards were tied for third most by a Duke freshman.
- » Filipowski was a second-team All-ACC pick and joined Roach (honorable mention) on the All-ACC Team. Filipowski, **Tyrese Proctor** and **Dereck Lively II** were each tapped to the ACC All-Freshman Team, while Lively also earned one of the five spots on the league's All-Defensive Team.
- » Once again emerging as a postseason star, Roach poured in a career-high 23 points in the ACC Tournament title game win over Virginia and dropped 23 more in the NCAA First Round win over Oral Roberts. As a sophomore the year prior, Roach averaged 11.8 points, shot .438 from the field and led the team with 20 assists in Duke's five-game run to the Final Four.
- » Roach and Filipowski were presented Duke's Most Valuable Player Awards at the team's annual banquet. Sophomore Jaylen Blakes was the recipient of both the Glenn E. "Ted" Mann Award, given to the reserve who most contributed to team morale, and the Dr. Deryl Hart Award for the team's top scholar athlete. The Pagliuca Family Coach's Award, given to the player that best exemplified the commitment and values of Duke Basketball, was presented to freshman Mark Mitchell. **Dereck Lively II** was honored as the team's Best Defensive Player.

| CURRENT STREAKS   |                    |               |               |
|---|--------------------|---------------|---------------|
| Overall   |                    |               | Won 1         |
| Unranked teams anywhere                                 |                    |               | Won 1         |
| Ranked teams anywhere                                   |                    |               | Lost 1        |
| Home  |                    |               | Won 5         |
| Home ACC  |                    |               | Won 5         |
| Home non-conference                                     |                    |               | Won 6         |
| Home unranked non-conference                            |                    |               | Won 25        |
| Home ranked teams                                       |                    |               | Lost 1        |
| Home unranked teams                                     |                    |               | Won 4         |
| Road  |                    |               | Lost 1        |
| Road ACC  |                    |               | Lost 1        |
| Road ranked teams                                       |                    |               | Lost 4        |
| Road unranked teams                                     |                    |               | Lost 1        |
| Neutral   |                    |               | Won 2         |
| Neutral ranked teams                                    |                    |               | Won 2         |
| Neutral unranked teams                                  |                    |               | Won 5         |
| <b>Consecutive Made Free Throws</b>                     |                    |               |               |
|   | <i>Career</i>      | <i>Season</i> | <i>Active</i> |
|   | <i>Long*</i>       | <i>Long</i>   |               |
| Caleb Foster  | 10                 | 10            | 10            |
| Jared McCain  | 13                 | 13            | 9             |
| Jaylen Blakes   | 7                  | 7             | 7             |
| Jeremy Roach  | 20                 | 20            | 6             |
| TJ Power  | 4                  | 4             | 4             |
| Neal Begovich   | 2                  | 2             | 2             |
| Sean Stewart  | 2                  | 2             | 2             |
| Tyrese Proctor  | 17                 | 11            | 1             |
| Kyle Filipowski   | 10                 | 9             | 1             |
| Mark Mitchell   | 13                 | 12            | --            |
| Ryan Young  | 19                 | 7             | --            |
| Christian Reeves  | 3                  | 1             | --            |
| Jaden Schutt  | 1                  | --            | 1             |
| Spencer Hubbard   | 1                  | --            | --            |
| <i>*Duke career only</i>                                |                    |               |               |
| <b>Consecutive Games Played with 3-Point Field Goal</b> |                    |               |               |
|   | <i>Career</i>      | <i>Season</i> | <i>Active</i> |
|   | <i>Long</i>        | <i>Long</i>   |               |
| Jared McCain  | 12                 | 12            | 12            |
| Jeremy Roach  | 9                  | 9             | 9             |
| Tyrese Proctor  | 12                 | 7             | 3             |
| Caleb Foster  | 4                  | 4             | 2             |
| Mark Mitchell   | 3                  | 2             | 1             |
| TJ Power  | 3                  | 3             | 1             |
| Spencer Hubbard   | 1                  | 1             | 1             |
| Kyle Filipowski   | 8                  | 4             | --            |
| Jaylen Blakes   | 3                  | 1             | --            |
| Jaden Schutt  | 2                  | --            | --            |
| Ryan Young  | > 2                | --            | --            |
| > includes previous school                              |                    |               |               |
| <b>Games Played</b>                                     |                    |               |               |
|   | <i>2023-24</i>     | <i>Career</i> |               |
| Ryan Young  | 28 (22-6)          | > 150 (82-68) |               |
| Kyle Filipowski   | 28 (22-6)          | 64 (49-15)    |               |
| Jared McCain  | 28 (22-6)          | 28 (22-6)     |               |
| Caleb Foster  | 27 (21-6)          | 27 (21-6)     |               |
| Jeremy Roach  | 27 (22-5)          | 122 (91-31)   |               |
| Jaylen Blakes   | 25 (20-5)          | 78 (63-15)    |               |
| Mark Mitchell   | 25 (20-5)          | 60 (47-13)    |               |
| Sean Stewart  | 25 (19-6)          | 25 (19-6)     |               |
| Tyrese Proctor  | 24 (18-6)          | 61 (46-15)    |               |
| TJ Power  | 19 (16-3)          | 19 (16-3)     |               |
| Spencer Hubbard   | 7 (7-0)            | 13 (13-0)     |               |
| Neal Begovich   | 6 (6-0)            | > 21 (17-4)   |               |
| Christian Reeves  | 3 (2-1)            | 16 (12-4)     |               |
| Jaden Schutt  | --                 | 14 (11-3)     |               |
| Stanley Borden  | --                 | 2 (2-0)       |               |
| > includes previous school                              |                    |               |               |
| Record in such games in ( )                             |                    |               |               |
| <b>Starts</b>   |                    |               |               |
|   | <i>Consecutive</i> | <i>Career</i> |               |
| Kyle Filipowski   | 64                 | 64 (49-15)    |               |
| Jared McCain  | 28                 | 28 (22-6)     |               |
| Mark Mitchell   | 11                 | 59 (47-12)    |               |
| Jeremy Roach  | 7                  | 100 (76-24)   |               |
| Tyrese Proctor  | 1                  | 51 (38-13)    |               |
| Caleb Foster  | --                 | 15 (13-2)     |               |
| Jaylen Blakes   | --                 | 3 (1-2)       |               |
| Ryan Young  | --                 | > 48 (15-33)  |               |
| > includes previous school                              |                    |               |               |
| Record in such games in ( )                             |                    |               |               |

| SEASON / CAREER TOTALS                 |                |               |
|--|----------------|---------------|
|  | <i>2023-24</i> | <i>Career</i> |
| <b>Double Figure Scoring Games</b>     |                |               |
| Kyle Filipowski                        | 22             | 53 (42-11)    |
| Jeremy Roach                           | 20             | 69 (53-16)    |
| Jared McCain                           | 19             | 19 (16-3)     |
| Mark Mitchell                          | 18             | 34 (31-3)     |
| Tyrese Proctor                         | 13             | 31 (24-7)     |
| Caleb Foster                           | 8              | 8 (6-2)       |
| Ryan Young                             | 2              | > 44 (22-22)  |
| Jaylen Blakes                          | 2              | 4 (3-1)       |
| Sean Stewart                           | 1              | 1 (1-0)       |
| <b>20+ Point Games</b>                 |                |               |
| Kyle Filipowski                        | 9              | 15 (11-4)     |
| Jared McCain                           | 7              | 7 (5-2)       |
| Mark Mitchell                          | 5              | 5 (5-0)       |
| Jeremy Roach                           | 3              | 11 (7-4)      |
| Tyrese Proctor                         | 2              | 2 (2-0)       |
| Ryan Young                             | --             | > 4 (4-0)     |
| <b>30+ Point Games</b>                 |                |               |
| Kyle Filipowski                        | 1              | 1 (1-0)       |
| Jared McCain                           | 1              | 1 (1-0)       |
| <b>10+ Rebound Games</b>               |                |               |
| Kyle Filipowski                        | 10             | 26 (22-4)     |
| Jared McCain                           | 6              | 6 (4-2)       |
| Mark Mitchell                          | 3              | 3 (3-0)       |
| Sean Stewart                           | 1              | 1 (1-0)       |
| Ryan Young                             | --             | > 8 (6-2)     |
| Tyrese Proctor                         | --             | 1 (1-0)       |
| <b>Double-Doubles</b>                  |                |               |
| Kyle Filipowski                        | 8              | 24 (20-4)     |
| Jared McCain                           | 4              | 4 (3-1)       |
| Mark Mitchell                          | 3              | 3 (3-0)       |
| Sean Stewart                           | 1              | 1 (1-0)       |
| Ryan Young                             | --             | > 5 (4-1)     |
| Tyrese Proctor                         | --             | 2 (2-0)       |
| Jeremy Roach                           | --             | 1 (1-0)       |
| <b>20-10 Games</b>                     |                |               |
| Kyle Filipowski                        | 6              | 10 (8-2)      |
| Mark Mitchell                          | 2              | 2 (2-0)       |
| Jared McCain                           | 1              | 1 (0-1)       |
| Ryan Young                             | --             | > 2 (2-0)     |
| <b>3+ Steal Games</b>                  |                |               |
| Jared McCain                           | 4              | 4 (3-1)       |
| Jaylen Blakes                          | 2              | 3 (2-1)       |
| Sean Stewart                           | 2              | 2 (2-0)       |
| Kyle Filipowski                        | 1              | 7 (6-1)       |
| Jeremy Roach                           | 2              | 6 (6-1)       |
| Mark Mitchell                          | 1              | 1 (1-0)       |
| Caleb Foster                           | 1              | 1 (0-1)       |
| Ryan Young                             | --             | > 2 (1-1)     |
| <b>3+ Three-Point Field Goal Games</b> |                |               |
| Jared McCain                           | 12             | 12 (10-2)     |
| Jeremy Roach                           | 6              | 16 (14-2)     |
| Kyle Filipowski                        | 5              | 8 (5-3)       |
| Tyrese Proctor                         | 5              | 10 (9-1)      |
| Caleb Foster                           | 3              | 3 (2-1)       |
| Jaylen Blakes                          | 1              | 3 (2-1)       |
| TJ Power                               | 1              | 1 (1-0)       |
| Jaden Schutt                           | --             | 1 (1-0)       |
| <b>Scoring Leaders</b>                 |                |               |
| Kyle Filipowski                        | 8              | 24 (17-7)     |
| Jared McCain                           | 7              | 7 (5-2)       |
| Mark Mitchell                          | 6              | 8 (8-0)       |
| Jeremy Roach                           | 4              | 18 (14-4)     |
| Tyrese Proctor                         | 2              | 5 (3-2)       |
| Caleb Foster                           | 2              | 2 (2-0)       |
| Jaylen Blakes                          | --             | 2 (1-1)       |
| Ryan Young                             | --             | 2 (2-0)       |
| <b>Rebounding Leaders</b>              |                |               |
| Kyle Filipowski                        | 16             | 38 (27-11)    |
| Jared McCain                           | 5              | 5 (3-2)       |
| Mark Mitchell                          | 4              | 6 (6-0)       |
| Ryan Young                             | 2              | 9 (7-2)       |
| Sean Stewart                           | 1              | 1 (1-0)       |
| Caleb Foster                           | 1              | 1 (0-1)       |
| Tyrese Proctor                         | --             | 3 (2-1)       |
| Jeremy Roach                           | --             | 1 (1-0)       |
| <b>Assist Leaders</b>                  |                |               |
| Tyrese Proctor                         | 12             | 29 (23-6)     |
| Kyle Filipowski                        | 10             | 11 (9-2)      |
| Jeremy Roach                           | 7              | 34 (25-9)     |
| Caleb Foster                           | 4              | 4 (4-0)       |
| Jared McCain                           | 4              | 4 (2-2)       |
| Jaylen Blakes                          | --             | 5 (3-2)       |
| Mark Mitchell                          | 1              | 3 (1-2)       |
| Ryan Young                             | --             | 2 (1-1)       |
| Record in such games in ( )            |                |               |
| > includes previous school             |                |               |

| HONORS & AWARDS   |  |
|---|--|
| <b>Kyle Filipowski</b>  |  |
| Preseason ACC Player of the Year                                |  |
| Preseason First Team All-ACC                                    |  |
| Preseason First Team All-America (Associated Press)             |  |
| Preseason First Team All-America (Blue Ribbon)                  |  |
| Preseason First Team All-America (Sporting News)                |  |
| NABC Division I Player of the Year -- Preseason Watch List      |  |
| Karl Malone Power Forward of the Year -- Preseason Watch List   |  |
| Naismith Trophy -- Preseason Watch List                         |  |
| Wooden Award -- Preseason Top 50                                |  |
| Wooden Award -- Midseason Top 25                                |  |
| Wooden Award -- Late Season Top 20                              |  |
| Karl Malone Power Forward of the Year -- Midseason Top 10       |  |
| Naismith Trophy -- Midseason Top 30                             |  |
| Oscar Robertson Trophy Watch List                               |  |
| USBWA All-America Watch List                                    |  |
| ACC Player of the Week (12/18)                                  |  |
| Lute Olson National Player of the Week (1/15)                   |  |
| <b>Tyrese Proctor</b>   |  |
| Preseason Second Team All-ACC                                   |  |
| NABC Division I Player of the Year -- Preseason Watch List      |  |
| Bob Cousy Point Guard of the Year -- Preseason Watch List       |  |
| Naismith Trophy -- Preseason Watch List                         |  |
| Wooden Award -- Preseason Top 50                                |  |
| Team Captain  |  |
| <b>Jeremy Roach</b>   |  |
| Jerry West Shooting Guard of the Year -- Preseason Watch List   |  |
| Wooden Award -- Preseason Top 50                                |  |
| Team Captain  |  |
| <b>Mark Mitchell</b>  |  |
| Julius Erving Small Forward of the Year -- Preseason Watch List |  |
| <b>Jared McCain</b>   |  |
| CBS Sports/USBWA Freshman of the Week (12/26)                   |  |
| ACC Rookie of the Week (1/29)                                   |  |
| ACC Rookie of the Week (2/19)                                   |  |

| CAREER DOUBLE-DOUBLES (BY DATE)                  |             |                  |            |                |  |
|--|-------------|------------------|------------|----------------|--|
| <i>Player (No.)</i>                              | <i>Date</i> | <i>Opponent</i>  | <i>Pts</i> | <i>R/A/B/S</i> |  |
| @Ryan Young (1)                                  | 11/22/19    | Norfolk St.      | 19         | 12             |  |
| @Ryan Young (2)                                  | 12/15/19    | SIU-Edwards.     | 25         | 12             |  |
| @Ryan Young (3)                                  | 12/21/19    | DePaul           | 11         | 11             |  |
| Kyle Filipowski (1)                              | 11/7/22     | Jacksonville     | 10         | 12             |  |
| Kyle Filipowski (2)                              | 11/11/22    | USC Upstate      | 15         | 10             |  |
| Kyle Filipowski (3)                              | 11/15/22    | Kansas           | 17         | 14             |  |
| Tyrese Proctor (1)                               | 11/18/22    | Delaware         | 13         | 10             |  |
| Kyle Filipowski (4)                              | 11/24/22    | Oregon St.       | 19         | 14             |  |
| Ryan Young (4)                                   | 11/24/22    | Oregon St.       | 11         | 15             |  |
| Kyle Filipowski (5)                              | 12/3/22     | Boston Coll.     | 13         | 10             |  |
| Kyle Filipowski (6)                              | 12/6/22     | Iowa             | 12         | 10             |  |
| Ryan Young (5)                                   | 12/31/22    | Fla. St.         | 20         | 12             |  |
| Kyle Filipowski (7)                              | 1/11/23     | Pitt             | 28         | 15             |  |
| Kyle Filipowski (8)                              | 1/14/23     | Clemson          | 18         | 14             |  |
| Kyle Filipowski (9)                              | 1/21/23     | Miami            | 17         | 14             |  |
| Kyle Filipowski (10)                             | 1/23/23     | Va Tech          | 29         | 10             |  |
| Kyle Filipowski (11)                             | 1/31/23     | Wake Forest      | 16         | 11             |  |
| Kyle Filipowski (12)                             | 2/18/23     | Syracuse         | 14         | 12             |  |
| Jeremy Roach (1)                                 | 2/25/23     | Va Tech          | 19         | 11-a           |  |
| Kyle Filipowski (13)                             | 2/28/23     | NC State         | 11         | 14             |  |
| Kyle Filipowski (14)                             | 3/2/23      | North Carolina   | 22         | 13             |  |
| Tyrese Proctor (2)                               | 3/10/23     | Pitt             | 11         | 10-a           |  |
| Kyle Filipowski (15)                             | 3/10/23     | Miami            | 17         | 11             |  |
| Kyle Filipowski (16)                             | 3/11/23     | Virginia         | 20         | 10             |  |
| Jared McCain (1)                                 | 11/17/23    | Bucknell         | 17         | 10             |  |
| Sean Stewart (1)                                 | 11/21/23    | La Salle         | 16         | 10             |  |
| Kyle Filipowski (17)                             | 11/24/23    | Southern Indiana | 21         | 14             |  |
| Kyle Filipowski (18)                             | 11/29/23    | Arkansas         | 26         | 10             |  |
| Kyle Filipowski (19)                             | 12/12/23    | Hofstra          | 28         | 12             |  |
| Kyle Filipowski (20)                             | 12/20/23    | Baylor           | 13         | 10             |  |
| Mark Mitchell (1)                                | 1/6/24      | Notre Dame       | 23         | 14             |  |
| Kyle Filipowski (21)                             | 1/9/24      | Pittsburgh       | 26         | 10             |  |
| Kyle Filipowski (22)                             | 1/13/24     | Georgia Tech     | 30         | 13             |  |
| Kyle Filipowski (23)                             | 1/23/24     | Louisville       | 17         | 15             |  |
| Mark Mitchell (2)                                | 1/23/24     | Louisville       | 20         | 12             |  |
| Jared McCain (2)                                 | 2/3/24      | North Carolina   | 23         | 11             |  |
| Mark Mitchell (3)                                | 2/7/24      | Notre Dame       | 13         | 10             |  |
| Jared McCain (3)                                 | 2/10/24     | Boston College   | 11         | 10             |  |
| Jared McCain (4)                                 | 2/12/24     | Wake Forest      | 17         | 10             |  |
| Kyle Filipowski (24)                             | 2/12/24     | Wake Forest      | 21         | 11             |  |
| <b>bold - this season</b>                        |             |                  |            |                |  |
| @ while playing at Northwestern                  |             |                  |            |                |  |
| Double-doubles are points-rebounds, unless noted |             |                  |            |                |  |

DUKE IN THE ASSOCIATED PRESS POLL

DUKE'S AP POLL HISTORY

|                                  |                  |
|----------------------------------|------------------|
| Total Polls Ranked               | 889 (70%)        |
| Top 10 Rankings                  | 729 (57%)        |
| Top 5 Rankings                   | 434 (34%)        |
| No. 1 Rankings                   | 145 (12%)        |
| Longest Consecutive Polls Ranked | 200 <sup>1</sup> |
| Current Streak                   | 18               |

<sup>1</sup> - Duke was ranked in 200 consecutive polls from 1997-2007, the third-longest streak in college basketball history.

YEARS RANKED

|                   |    |
|-------------------|----|
| Total Years       | 63 |
| Consecutive Years | 41 |
| Current Streak    | 41 |

FINAL POLL

|             |                 |
|-------------|-----------------|
| Total Polls | 51 (68%)        |
| Top 10      | 39 (53%)        |
| Top 5       | 17 (23%)        |
| High Rank   | 1 (eight times) |

NO. 1 RANKING

|                                |           |
|--------------------------------|-----------|
| Total Weeks                    | 145       |
| Most No. 1 Weeks in Succession | 18 (1992) |

DUKE IN THE POLLS | 2023-24 SEASON

| Date      | AP | Coaches |
|-----------|----|---------|
| Preseason | 2  | 3       |
| Week 2    | 9  | 9       |
| Week 3    | 9  | 9       |
| Week 4    | 7  | 7       |
| Week 5    | 22 | 21      |
| Week 6    | 21 | 19      |
| Week 7    | 21 | 19      |
| Week 8    | 16 | 15      |
| Week 9    | 14 | 13      |
| Week 10   | 11 | 11      |
| Week 11   | 7  | 6       |
| Week 12   | 12 | 12      |
| Week 13   | 7  | 7       |
| Week 14   | 9  | 10      |
| Week 15   | 9  | 8       |
| Week 16   | 8  | 7       |
| Week 17   | 10 | 10      |
| Week 18   |    |         |
| Final     |    |         |

DUKE IN TOP 10 / TOP 25 CHARTS

CONSECUTIVE WEEKS IN AP TOP 25 RANKINGS | ALL-TIME

|                   |               |
|-------------------|---------------|
| 1. Kansas         | 231 (2009-20) |
| 2. UCLA           | 221 (1967-80) |
| 3. Duke           | 200 (1997-07) |
| 4. North Carolina | 172 (1991-00) |
| 5. North Carolina | 171 (1973-83) |
| 6. Duke           | 167 (2008-16) |
| 7. Marquette      | 166 (1970-80) |
| 8. Kentucky       | 164 (1991-00) |
| 9. Kansas         | 145 (1991-99) |
| 10. Duke          | 143 (1987-95) |

» The Blue Devils have been in 506 of the last 526 polls

CONSECUTIVE AP TOP-10 RANKINGS | ACC

|             |                       |
|-------------|-----------------------|
| 1. Duke     | 122 (11/26/07-1/6/14) |
| 2. Duke     | 75 (12/26/61-12/6/66) |
| 3. Duke     | 69 (1/22/91-12/26/94) |
| 4. Maryland | 68 (11/25/72-3/2/76)  |
| 5. Duke     | 67 (12/20/99-3/3/03)  |

CONSECUTIVE AP TOP-10 RANKINGS | NCAA

|               |                        |
|---------------|------------------------|
| 1. UCLA       | 155 (11/15/66-1/20/76) |
| 2. Duke       | 122 (11/26/07-1/6/14)  |
| 3. Kentucky   | 91 (3/14/94-2/15/99)   |
| 4. Gonzaga    | 84 (2/12/18-11/28/22)  |
| 5. Kansas     | 76 (11/21/94-12/7/98)  |
| 6. Duke       | 75 (12/26/61-12/6/66)  |
| 7. Duke       | 69 (1/22/91-12/26/94)  |
| 8. Maryland   | 68 (11/25/72-3/2/76)   |
| 9. Duke       | 67 (12/20/99-3/3/03)   |
| 10. Marquette | 66 (2/17/70-2/26/74)   |

All charts through Feb. 29, 2024

TOP 25 FACTS & RECORDS

| Rank   | Total Weeks Ranked | Last Time   | Games | Record as Rank | Pct.  | Record vs. Rank | Pct. |
|--------|--------------------|-------------|-------|----------------|-------|-----------------|------|
| No. 1  | 145                | 11/29/2021  | 284   | 243-41         | .856  | 10-21           | .323 |
| No. 2  | 90                 | Pre 2023-24 | 166   | 142-24         | .855  | 18-28           | .391 |
| No. 3  | 76                 | 12/6/2021   | 148   | 121-27         | .818  | 17-24           | .415 |
| No. 4  | 59                 | 2/28/2022   | 112   | 94-18          | .839  | 13-20           | .394 |
| No. 5  | 64                 | 11/22/2021  | 131   | 100-31         | .763  | 12-22           | .353 |
| No. 6  | 73                 | 1/17/2022   | 156   | 122-34         | .782  | 18-11           | .621 |
| No. 7  | 70                 | 1/29/2024   | 139   | 103-36         | .741  | 18-17           | .514 |
| No. 8  | 60                 | 2/19/2024   | 105   | 85-20          | .810  | 12-22           | .353 |
| No. 9  | 49                 | 2/12/2024   | 100   | 79-21          | .790  | 15-15           | .500 |
| No. 10 | 44                 | 2/26/2024   | 59    | 43-16          | .729  | 13-7            | .650 |
| No. 11 | 19                 | 1/8/2024    | 33    | 24-9           | .727  | 17-14           | .548 |
| No. 12 | 19                 | 1/22/2024   | 34    | 27-7           | .794  | 15-7            | .682 |
| No. 13 | 15                 | 12/19/2007  | 32    | 28-4           | .875  | 19-10           | .655 |
| No. 14 | 17                 | 1/1/2024    | 34    | 26-8           | .765  | 20-8            | .714 |
| No. 15 | 14                 | 12/5/2022   | 28    | 22-6           | .786  | 14-9            | .609 |
| No. 16 | 14                 | 12/25/2023  | 24    | 13-11          | .542  | 11-6            | .647 |
| No. 17 | 19                 | 12/26/2022  | 34    | 22-12          | .647  | 14-10           | .583 |
| No. 18 | 11                 | 2/6/2017    | 21    | 14-7           | .667  | 11-10           | .524 |
| No. 19 | 11                 | 1/11/2021   | 19    | 9-10           | .474  | 13-7            | .650 |
| No. 20 | 9                  | 12/28/2020  | 12    | 10-2           | .833  | 11-13           | .458 |
| No. 21 | 8                  | 12/18/2023  | 13    | 12-1           | .923  | 8-2             | .800 |
| No. 22 | 1                  | 12/4/2023   | 1     | 1-0            | 1.000 | 7-3             | .700 |
| No. 23 | 1                  | 1/13/2014   | 2     | 2-0            | 1.000 | 9-2             | .818 |
| No. 24 | 2                  | 1/9/2023    | 3     | 1-2            | .333  | 8-3             | .727 |
| No. 25 | 0                  | Never       | -     | 0-0            | .000  | 4-1             | .800 |
| Totals | 889                | 2/26/2024   | 1,690 | 1,343-347      | .795  | 327-291         | .529 |

DUKE AT NO. 1 CHARTS

END OF SEASON NO. 1 RANKINGS | ALL-TIME

|                   |    |
|-------------------|----|
| 1. Kentucky       | 10 |
| 2. Duke           | 8  |
| UCLA              | 8  |
| 4. North Carolina | 6  |
| 5. Kansas         | 4  |
| Ohio State        | 4  |

END OF SEASON NO. 1 RANKINGS | SINCE 1986

|                |   |
|----------------|---|
| 1. Duke        | 8 |
| 2. Kansas      | 4 |
| 3. Kentucky    | 3 |
| North Carolina | 3 |
| Gonzaga        | 3 |
| 6. Ohio State  | 2 |
| UNLV           | 2 |

WEEKS RANKED NO. 1 | ALL-TIME

|                   |     |
|-------------------|-----|
| 1. Duke           | 145 |
| 2. UCLA           | 134 |
| 3. Kentucky       | 125 |
| 4. North Carolina | 113 |
| 5. Kansas         | 77  |
| 6. Indiana        | 54  |
| 7. Cincinnati     | 45  |
| 8. Gonzaga        | 42  |
| 9. Arizona        | 39  |
| 10. Ohio State    | 37  |

WEEKS RANKED NO. 1 | ACC SCHOOLS

|                   |     |
|-------------------|-----|
| 1. Duke           | 145 |
| 2. North Carolina | 113 |
| 3. Virginia       | 17  |
| 4. NC State       | 13  |
| 5. Syracuse*      | 3   |
| Wake Forest       | 3   |
| 7. Louisville*    | 2   |
| 8. Georgia Tech   | 1   |

\* as ACC member

WEEKS RANKED NO. 1 | SINCE 1985 (NCAA TOURNEY EXPANSION)

|                   |     |
|-------------------|-----|
| 1. Duke           | 127 |
| 2. North Carolina | 72  |
| 3. Kansas         | 68  |
| 4. Kentucky       | 48  |
| 5. Gonzaga        | 42  |

WEEKS RANKED NO. 1 | SINCE 2001 (THIS CENTURY)

|                   |    |
|-------------------|----|
| 1. Duke           | 74 |
| 2. Gonzaga        | 42 |
| Kansas            | 42 |
| 4. Kentucky       | 38 |
| 5. North Carolina | 34 |

GAMES RANKED NO. 1 | ALL-TIME (SINCE 1949)

|                   |              |
|-------------------|--------------|
| 1. Duke           | 284 (243-41) |
| 2. UCLA           | 257 (242-15) |
| 3. Kentucky       | 233 (203-30) |
| 4. North Carolina | 223 (190-33) |
| 5. Kansas         | 132 (111-21) |
| 6. Indiana        | 98 (88-10)   |
| 7. Cincinnati     | 79 (71-8)    |
| 8. Ohio State     | 77 (71-6)    |
| 9. Gonzaga        | 74 (66-8)    |
| 10. UNLV          | 72 (66-6)    |

GAMES RANKED NO. 1 | SINCE 1998

|                   |              |
|-------------------|--------------|
| 1. Duke           | 182 (153-29) |
| 2. North Carolina | 84 (71-13)   |
| 3. Kentucky       | 81 (72-9)    |
| 4. Gonzaga        | 74 (66-8)    |
| 5. Kansas         | 70 (59-11)   |
| 6. Connecticut    | 52 (43-9)    |
| 7. Arizona        | 39 (33-6)    |
| 8. Villanova      | 34 (28-6)    |
| 9. Florida        | 32 (26-6)    |
| Illinois          | 32 (30-2)    |

CONSECUTIVE SEASONS RANKED NO. 1 | NCAA

|                |              |
|----------------|--------------|
| 1. UCLA        | 12 (1964-75) |
| 2. Duke        | 7 (1998-04)  |
| 3. Kansas      | 5 (1993-97)  |
| 4. Duke        | 4 (2017-20)  |
| Kentucky       | 4 (2014-17)  |
| 6. Duke        | 3 (1992-94)  |
| North Carolina | 3 (1957-59)  |
| North Carolina | 3 (1982-84)  |
| North Carolina | 3 (1986-88)  |
| North Carolina | 3 (1993-95)  |
| North Carolina | 3 (2007-09)  |
| Villanova      | 3 (2016-18)  |

All charts through Feb. 29, 2024



**2023-24 Season**

- » A graduate transfer to Duke after a four-year playing career at Stanford
- » Earned his economics degree from Stanford and is pursuing his Master of Management Studies graduate degree from Duke's Fuqua School of Business
- » Made his Duke debut against Dartmouth, playing two minutes and grabbing one rebound
- » Logged a season-high four minutes against Bucknell (11/17), reeling in one rebound
- » Played two minutes at Miami (2/21), scoring two points on two made free throws

**Before Duke**

- » Appeared in a total of 15 games for the Cardinal, including two starts
- » Shot 6-of-14 (.429) from the field at Stanford

**Personal**

- » His older brothers, Daniel and Joseph, both played basketball at Stanford
- » Joins Daniel in Durham, who is in his second year as a graduate assistant for the Blue Devils

**LAST FIVE GAME STATS**

| Date | Opponent         | Start | FG  | Pct. | 3FG | Pct.               | FT  | Pct.  | Reb   | PF | Pts | Ast | TO | Blk | Stl | Min |
|------|------------------|-------|-----|------|-----|--------------------|-----|-------|-------|----|-----|-----|----|-----|-----|-----|
| 2/12 | Wake Forest      |       |     |      | dnp | (coach's decision) |     |       |       |    |     |     |    |     |     |     |
| 2/17 | at Florida State |       |     |      | dnp | (coach's decision) |     |       |       |    |     |     |    |     |     |     |
| 2/21 | at Miami         |       | 0-1 | .000 | 0-1 | .000               | 2-2 | 1.000 | 0-0-0 | 0  | 2   | 0   | 0  | 0   | 0   | 2   |
| 2/24 | at Wake Forest   |       |     |      | dnp | (coach's decision) |     |       |       |    |     |     |    |     |     |     |
| 2/28 | Louisville       |       |     |      | dnp | (coach's decision) |     |       |       |    |     |     |    |     |     |     |

**CAREER HIGHS****SEASON HIGHS**

|                                      |          |                                   |
|--------------------------------------|----------|-----------------------------------|
| 3 at N.C. A&T (12/6/20)              | Points   | 2 at Miami (2/21/24)              |
| 3 vs. Washington (2/26/23)           | Rebounds | 1, 3x, last vs. Queens (12/30/23) |
| 2 vs. Green Bay (12/16/22)           | Assists  | --                                |
| 1 vs. Green Bay (12/16/22)           | Steals   | --                                |
| 1 at Oregon State (3/2/23)           | Blocks   | --                                |
| 1, 6x, last vs. Green Bay (12/16/22) | FG Made  | --                                |
| 1 at N.C. A&T (12/6/20)              | 3FG Made | --                                |
| 2 at Oregon State (3/2/23)           | FT Made  | 2 at Miami (2/21/24)              |
| 6 vs. Washington (2/26/23)           | Minutes  | 4 vs. Bucknell (11/17/23)         |

**Career Statistics**

| Season        | GP-GS       | Min       | FG-FGA      | Pct.        | 3PT-A      | Pct.        | FT-FTA     | Pct.        | Reb       | Avg.       | PF-DQ      | Ast      | TO       | Blk      | Stl      | Pts       | Avg        |
|---------------|-------------|-----------|-------------|-------------|------------|-------------|------------|-------------|-----------|------------|------------|----------|----------|----------|----------|-----------|------------|
| 2020-21       | 3-0         | 7         | 3-3         | 1.000       | 1-1        | 1.000       | 0-0        | .000        | 1         | 0.3        | 0-0        | 0        | 0        | 0        | 0        | 7         | 2.3        |
| 2021-22       | 4-0         | 11        | 1-2         | .500        | 0-1        | .000        | 0-0        | .000        | 1         | 0.3        | 2-0        | 0        | 0        | 0        | 0        | 2         | 0.5        |
| 2022-23       | 8-2         | 28        | 2-9         | .222        | 0-4        | .000        | 3-5        | .600        | 9         | 1.1        | 4-0        | 2        | 1        | 1        | 1        | 7         | 0.9        |
| 2023-24       | 6-0         | 12        | 0-3         | .000        | 0-3        | .000        | 2-2        | 1.000       | 3         | 0.5        | 0-0        | 0        | 0        | 0        | 0        | 2         | 0.3        |
| <b>Totals</b> | <b>21-2</b> | <b>57</b> | <b>6-17</b> | <b>.353</b> | <b>1-9</b> | <b>.111</b> | <b>5-7</b> | <b>.714</b> | <b>14</b> | <b>0.7</b> | <b>6-0</b> | <b>2</b> | <b>1</b> | <b>1</b> | <b>1</b> | <b>18</b> | <b>0.9</b> |

**Career ACC Regular Season Statistics**

| Season        | GP-GS      | Min      | FG-FGA     | Pct.        | 3PT-A      | Pct.        | FT-FTA     | Pct.         | Reb      | Avg.       | PF-DQ      | Ast      | TO       | Blk      | Stl      | Pts      | Avg        |
|---------------|------------|----------|------------|-------------|------------|-------------|------------|--------------|----------|------------|------------|----------|----------|----------|----------|----------|------------|
| 2023-24       | 1-0        | 2        | 0-1        | .000        | 0-1        | .000        | 2-2        | 1.000        | 0        | 0.0        | 0-0        | 0        | 0        | 0        | 0        | 2        | 2.0        |
| <b>Totals</b> | <b>1-0</b> | <b>2</b> | <b>0-1</b> | <b>.000</b> | <b>0-1</b> | <b>.000</b> | <b>2-2</b> | <b>1.000</b> | <b>0</b> | <b>0.0</b> | <b>0-0</b> | <b>0</b> | <b>0</b> | <b>0</b> | <b>0</b> | <b>2</b> | <b>2.0</b> |

**PRODUCTION**

|                      | Season | Career |
|----------------------|--------|--------|
| Double-figure points | --     | --     |
| Double-doubles       | --     | --     |
| 20-point games       | --     | --     |
| Dunks                | --     | --     |
| 5+ rebounds          | --     | --     |
| 3+ assists           | --     | --     |
| 2+ steals            | --     | --     |
| Three-point plays    | --     | --     |

**2023-24 Season**

- » Played 18 minutes versus UNC Pembroke, scoring four points while logging two assists and a rebound
- » One of four Blue Devils in double-digits vs. Dartmouth, scoring 10 points on 3-for-3 shooting while grabbing two rebounds and swiping a team-high three steals
- » Turned in a perfect shooting performance against Charlotte, shooting 5-of-5 from the field, including 3-of-3 from deep and 2-2 from the charity stripe -- scoring a season-high 15 total points
- » Averaged 18.7 minutes and 6.4 points per game across three contests while helping fill in with Tyrese Proctor out due to injury
- » Three steals and two assists in pivotal 15 minutes of action against Syracuse (1/2)
- » Made his first start of the season versus Pittsburgh (1/20)

**Career**

- » Two-time letterwinner for the Blue Devils
- » Has played in a total of 65 games, including two starts as a sophomore
- » Averaged career highs in minutes, points and rebounds during his sophomore season
- » One of six Duke student-athletes that participated in the ACC's 2023 Unity Tour in Washington, D.C.
- » Competed for USA East Coast Basketball in the summer of 2022 on an overseas tour in Barcelona with other U.S. collegiate players

**Personal**

- » Chose Duke over Texas, Georgetown and Stanford, among others
- » Former Blue Devil and NBA All-Star Luol Deng played for Blair Academy in 2003

**LAST FIVE GAME STATS**

| Date | Opponent         | Start | FG  | Pct.  | 3FG | Pct. | FT  | Pct.  | Reb   | PF | Pts | Ast | TO | Blk | Stl | Min |
|------|------------------|-------|-----|-------|-----|------|-----|-------|-------|----|-----|-----|----|-----|-----|-----|
| 2/12 | Wake Forest      |       | 0-0 | .000  | 0-0 | .000 | 0-0 | .000  | 0-0-0 | 0  | 0   | 0   | 0  | 0   | 0   | 1   |
| 2/17 | at Florida State |       | 1-1 | 1.000 | 0-0 | .000 | 3-3 | 1.000 | 0-0-0 | 1  | 5   | 0   | 0  | 0   | 1   | 10  |
| 2/21 | at Miami         |       | 0-0 | .000  | 0-0 | .000 | 0-0 | .000  | 0-0-0 | 2  | 0   | 0   | 0  | 0   | 0   | 8   |
| 2/24 | at Wake Forest   |       | 0-1 | .000  | 0-1 | .000 | 0-0 | .000  | 0-0-0 | 1  | 0   | 0   | 0  | 0   | 0   | 3   |
| 2/28 | Louisville       |       | 0-0 | .000  | 0-0 | .000 | 0-0 | .000  | 0-0-0 | 0  | 0   | 0   | 0  | 0   | 0   | 3   |

**CAREER HIGHS****SEASON HIGHS**

|   |          |  |
|---|----------|--|
| 17, 2x, last vs. Florida State (12/31/22) | Points   | 15 vs. Charlotte (12/9/23)             |
| 5 at Clemson (1/14/23)                    | Rebounds | 3, 3x, last vs. Queens (12/30/23)      |
| 5 vs. Boston College (12/3/22)            | Assists  | 2, 3x, last vs. Syracuse (1/2/24)      |
| 3, 3x, last vs. Syracuse (1/2/24)         | Steals   | 3, 2x, last vs. Syracuse (1/2/24)      |
| 2 vs. Dartmouth (11/6/23)                 | Blocks   | 2 vs. Dartmouth (11/6/23)              |
| 6, 2x, vs. Florida State (12/31/22)       | FG Made  | 5 vs. Charlotte (12/9/23)              |
| 4 vs. Florida State (12/31/22)            | 3FG Made | 3 vs. Charlotte (12/9/23)              |
| 3, 6x, last at Florida State (2/17/24)    | FT Made  | 3, 2x, last at Florida State (2/17/24) |
| 30 vs. Florida State (12/31/22)           | Minutes  | 21 vs. Charlotte (12/9/23)             |

**Career Statistics**

| Season        | GP-GS       | Min        | FG-FGA        | Pct.        | 3PT-A        | Pct.        | FT-FTA       | Pct.        | Reb       | Avg.       | PF-DQ       | Ast       | TO        | Blk       | Stl       | Pts        | Avg        |
|---------------|-------------|------------|---------------|-------------|--------------|-------------|--------------|-------------|-----------|------------|-------------|-----------|-----------|-----------|-----------|------------|------------|
| 2021-22       | 21-0        | 93         | 8-28          | .286        | 5-17         | .294        | 0-1          | .000        | 15        | 0.7        | 10-0        | 11        | 8         | 0         | 4         | 21         | 1.0        |
| 2022-23       | 32-2        | 421        | 33-93         | .355        | 15-44        | .341        | 24-37        | .649        | 46        | 1.4        | 42-1        | 39        | 19        | 5         | 18        | 105        | 3.3        |
| 2023-24       | 25-1        | 246        | 17-37         | .459        | 5-16         | .313        | 12-13        | .923        | 18        | 0.7        | 27-0        | 11        | 6         | 5         | 15        | 51         | 2.0        |
| <b>Totals</b> | <b>78-3</b> | <b>760</b> | <b>58-158</b> | <b>.367</b> | <b>25-77</b> | <b>.325</b> | <b>36-51</b> | <b>.706</b> | <b>79</b> | <b>1.0</b> | <b>79-1</b> | <b>61</b> | <b>33</b> | <b>10</b> | <b>37</b> | <b>177</b> | <b>2.3</b> |

**Career ACC Regular Season Statistics**

| Season        | GP-GS       | Min        | FG-FGA       | Pct.        | 3PT-A        | Pct.        | FT-FTA       | Pct.        | Reb       | Avg.       | PF-DQ       | Ast       | TO        | Blk      | Stl       | Pts       | Avg        |
|---------------|-------------|------------|--------------|-------------|--------------|-------------|--------------|-------------|-----------|------------|-------------|-----------|-----------|----------|-----------|-----------|------------|
| 2021-22       | 10-0        | 22         | 2-8          | .250        | 1-6          | .167        | 0-1          | .000        | 3         | 0.3        | 5-0         | 2         | 1         | 0        | 1         | 5         | 0.5        |
| 2022-23       | 17-2        | 213        | 18-46        | .391        | 8-21         | .381        | 9-13         | .692        | 21        | 1.2        | 26-1        | 20        | 11        | 3        | 9         | 53        | 3.1        |
| 2023-24       | 14-1        | 106        | 3-14         | .214        | 1-7          | .143        | 7-7          | 1.000       | 4         | 0.3        | 17-0        | 3         | 2         | 3        | 9         | 14        | 1.0        |
| <b>Totals</b> | <b>41-3</b> | <b>341</b> | <b>23-68</b> | <b>.338</b> | <b>10-34</b> | <b>.294</b> | <b>16-21</b> | <b>.762</b> | <b>27</b> | <b>0.7</b> | <b>48-1</b> | <b>25</b> | <b>14</b> | <b>6</b> | <b>19</b> | <b>72</b> | <b>1.8</b> |

**PRODUCTION**

|                      | Season | Career |
|----------------------|--------|--------|
| Double-figure points | 2      | 4      |
| Double-doubles       | --     | --     |
| 20-point games       | --     | --     |
| Dunks                | 1      | 4      |
| 5+ rebounds          | --     | 1      |
| 3+ assists           | --     | 3      |
| 2+ steals            | 2      | 7      |
| Three-point plays    | 2      | 5      |
| Four-point plays     | --     | --     |

**2022-23 Season**

- » Made season debut against USC Upstate (11/11), grabbing a defensive rebound in two minutes of action

**Career**

- » Played for the Portuguese U20 National Team during the FIBA European Group A Challenger in the summer of 2021, averaging 7.6 points, 6.2 rebounds, 1.2 assists and 1.0 steals
- » Member of the Besiktas J.K. U18 team for two seasons
- » As a freshman, led his high school varsity team to its first CEESA (Central-Eastern European Schools Association) Division A Championship

**Personal**

- » Also played tennis in high school
- » Joined the Duke men's basketball team as a walk-on in September 2021
- » His grandfather, Stanley Borden, played basketball at Mississippi State
- » Holds dual citizenship in Portugal and played for the Portuguese U20 National Team

**Career Statistics**

| Season        | GP-GS      | Min      | FG-FGA     | Pct.        | 3PT-A      | Pct.        | FT-FTA     | Pct.        | Reb      | Avg.       | PF-DQ      | Ass      | TO       | Blk      | Stl      | Pts      | Avg        |
|---------------|------------|----------|------------|-------------|------------|-------------|------------|-------------|----------|------------|------------|----------|----------|----------|----------|----------|------------|
| 2021-22       | 1-0        | 1        | 0-0        | .000        | 0-0        | .000        | 0-0        | .000        | 0-0      | 1.0        | 0-0        | 0        | 0        | 0        | 0        | 0        | 0.0        |
| 2022-23       | 1-0        | 2        | 0-0        | .000        | 0-0        | .000        | 0-0        | .000        | 1        | 1.0        | 0-0        | 0        | 0        | 0        | 0        | 0        | 0.0        |
| <b>Totals</b> | <b>2-0</b> | <b>3</b> | <b>0-0</b> | <b>.000</b> | <b>0-0</b> | <b>.000</b> | <b>0-0</b> | <b>.000</b> | <b>2</b> | <b>1.0</b> | <b>0-0</b> | <b>0</b> | <b>0</b> | <b>0</b> | <b>0</b> | <b>0</b> | <b>0.0</b> |

**LAST FIVE GAME STATS**

| Date | Opponent         | Start | FG                 | Pct. | 3FG | Pct. | FT | Pct. | Reb | PF | Pts | Ass | TO | Blk | Stl | Min |
|------|------------------|-------|--------------------|------|-----|------|----|------|-----|----|-----|-----|----|-----|-----|-----|
| 2/12 | Wake Forest      | dnp   | (coach's decision) |      |     |      |    |      |     |    |     |     |    |     |     |     |
| 2/17 | at Florida State | dnp   | (coach's decision) |      |     |      |    |      |     |    |     |     |    |     |     |     |
| 2/21 | at Miami         | dnp   | (coach's decision) |      |     |      |    |      |     |    |     |     |    |     |     |     |
| 2/24 | at Wake Forest   | dnp   | (coach's decision) |      |     |      |    |      |     |    |     |     |    |     |     |     |
| 2/28 | Louisville       | dnp   | (coach's decision) |      |     |      |    |      |     |    |     |     |    |     |     |     |

**CAREER HIGHS**

|  | Points   |    |
|--|----------|----|
| --                                     | --       |    |
| 1, 2x, last vs. USC Upstate (11/11/21) | Rebounds | -- |
| --                                     | Assists  | -- |
| --                                     | Steals   | -- |
| --                                     | FG Made  | -- |
| --                                     | 3FG Made | -- |
| --                                     | FT Made  | -- |
| 2, vs. USC Upstate (11/11/22)          | Minutes  | -- |

**SEASON HIGHS****PRODUCTION**

|                      | Season | Career |
|----------------------|--------|--------|
| Double-figure points | --     | --     |
| Double-doubles       | --     | --     |
| 20-point games       | --     | --     |
| Dunks                | --     | --     |
| 5+ rebounds          | --     | --     |
| 2+ blocks            | --     | --     |
| 2+ steals            | --     | --     |
| Three-point plays    | --     | --     |

**2023-24 Season**

- » ACC Preseason Player of the Year, AP Preseason All-America, Sporting News Preseason First Team All-America, ACC Preseason First Team All-ACC
- » Named to Karl Malone Award midseason Top-10 and Wooden Award late-season Top-20
- » Through 28 games as a sophomore, Filipowski is on pace to improve in nearly all statistical categories, including already surpassing his freshman block and assists totals
- » Reached 1,000 career points at Wake Forest -- is the 69th Blue Devil all-time to reach that threshold and just the fifth Duke player since 2000 to do so in their first two seasons
- » Finished with 28 points, 12 rebounds and eight assists versus Hofstra -- the first Blue Devil ever with that stat line and just the 10th with at least 25/10/5
- » Shot 11-of-12 (.917) from the field at Pittsburgh (1/9), including 4-of-4 from deep, en route to 26 points. Added 10 rebounds for his fifth double-double of the season
- » The 91.7% from the field marked the best shooting percentage by a Blue Devil with at least 10 attempts since Zion Williamson finished 13-of-13 vs. Syracuse (3/14/19)
- » Set a season-high, and matched his career-high, with 15 boards at Louisville (1/23), adding 17 points and dishing five assists
- » Scored 21 points and added 11 rebounds against Wake Forest (2/12), marking his eight double-double of the season and 24th of his career through 60 games as a Blue Devil
- » Grabbed 10 rebounds and distributing six assists in Duke's win over Louisville (2/28) -- has 15 dimes across last three games

**Career**

- » ACC Rookie of the Year, All-ACC Second Team, ACC Tournament MVP, Honorable Mention All-America, Kyle Macy Freshman of the Year following the 2022-23 season
- » ACC Player of the Week (12/18), National Player of the Week (CollegeInsider.com) on Jan. 15, 2024
- » First player in ACC history to open a season with four consecutive Rookie of the Week honors
- » Scored in double-figures in 31 games as a freshman, including in each of the first 12 games

**High School**

- » Named the Massachusetts Boys Basketball Gatorade Player of the Year as a junior in 2020-21
- » Named to the 2021 USA Basketball 3x3 U18 World Cup, where he led the Americans to the gold medal
- » Held a 4.02 cumulative GPA in high school and received Magna Cum Laude Award for Academic Excellence
- » Wearing No. 30 at Duke -- selecting that number as it is the number worn by head coach Jon Scheyer when he played at Duke

**Personal**

- » Father, Dave, played on the men's basketball team at Slippery Rock University from 1979-81
- » Mother, Becky, played on the women's basketball team at Long Beach State from 1982-84
- » Twin brother, Matthew, is a member of the Harvard men's basketball team

**Career Statistics**

| Season        | GP-GS        | Min         | FG-FGA         | Pct.        | 3PT-A         | Pct.        | FT-FTA         | Pct.        | Reb        | Avg.       | PF-DQ        | Ass        | TO         | Blk       | Stl       | Pts         | Avg         |
|---------------|--------------|-------------|----------------|-------------|---------------|-------------|----------------|-------------|------------|------------|--------------|------------|------------|-----------|-----------|-------------|-------------|
| 2022-23       | 36-36        | 1047        | 189-429        | .441        | 35-124        | .282        | 130-170        | .765        | 322        | 8.9        | 93-2         | 56         | 89         | 26        | 47        | 543         | 15.1        |
| 2023-24       | 28-28        | 854         | 171-343        | .499        | 32-93         | .344        | 92-139         | .662        | 233        | 8.3        | 82-1         | 82         | 63         | 46        | 27        | 466         | 16.6        |
| <b>Totals</b> | <b>64-64</b> | <b>1901</b> | <b>360-772</b> | <b>.466</b> | <b>67-217</b> | <b>.309</b> | <b>222-309</b> | <b>.718</b> | <b>555</b> | <b>8.7</b> | <b>175-3</b> | <b>138</b> | <b>152</b> | <b>72</b> | <b>74</b> | <b>1009</b> | <b>15.8</b> |

**Career ACC Regular Season Statistics**

| Season        | GP-GS        | Min         | FG-FGA         | Pct.        | 3PT-A         | Pct.        | FT-FTA         | Pct.        | Reb        | Avg.       | PF-DQ        | Ass       | TO         | Blk       | Stl       | Pts        | Avg         |
|---------------|--------------|-------------|----------------|-------------|---------------|-------------|----------------|-------------|------------|------------|--------------|-----------|------------|-----------|-----------|------------|-------------|
| 2022-23       | 20-20        | 600         | 101-241        | .419        | 16-66         | .242        | 82-107         | .766        | 184        | 9.2        | 54-1         | 32        | 57         | 17        | 21        | 300        | 15.0        |
| 2023-24       | 17-17        | 543         | 95-198         | .480        | 20-58         | .345        | 52-84          | .619        | 136        | 8.0        | 51-1         | 51        | 43         | 26        | 11        | 262        | 15.4        |
| <b>Totals</b> | <b>37-37</b> | <b>1143</b> | <b>196-439</b> | <b>.446</b> | <b>36-124</b> | <b>.290</b> | <b>134-191</b> | <b>.702</b> | <b>320</b> | <b>8.6</b> | <b>105-2</b> | <b>83</b> | <b>100</b> | <b>43</b> | <b>33</b> | <b>562</b> | <b>15.2</b> |

**LAST FIVE GAME STATS**

| Date | Opponent         | Start | FG   | Pct. | 3FG | Pct. | FT  | Pct.  | Reb    | PF | Pts | Ass | TO | Blk | Stl | Min |
|------|------------------|-------|------|------|-----|------|-----|-------|--------|----|-----|-----|----|-----|-----|-----|
| 2/12 | Wake Forest      | *     | 8-14 | .571 | 1-6 | .167 | 4-7 | .571  | 3-8-11 | 2  | 21  | 2   | 4  | 2   | 1   | 38  |
| 2/17 | at Florida State | *     | 3-7  | .429 | 0-0 | .000 | 2-2 | 1.000 | 1-7-8  | 4  | 8   | 1   | 6  | 0   | 0   | 28  |
| 2/21 | at Miami         | *     | 5-7  | .714 | 2-3 | .667 | 3-4 | .750  | 2-5-7  | 2  | 15  | 4   | 1  | 3   | 0   | 31  |
| 2/24 | at Wake Forest   | *     | 6-13 | .462 | 1-6 | .167 | 4-4 | 1.000 | 2-6-8  | 4  | 17  | 5   | 1  | 0   | 0   | 38  |
| 2/28 | Louisville       | *     | 4-8  | .500 | 0-0 | .000 | 1-2 | .500  | 2-8-10 | 4  | 9   | 6   | 4  | 1   | 0   | 29  |

**CAREER HIGHS**

|  | Points   |  |
|--|----------|--|
| 30 vs. Georgia Tech (1/13/24)          | Rebounds | 30 vs. Georgia Tech (1/13/24)          |
| 15, 3x, last at Louisville (1/23/24)   | Assists  | 15 at Louisville (1/23/24)             |
| 8 vs. Hofstra (12/12/23)               | Steals   | 8 vs. Hofstra (12/12/23)               |
| 4, 2x, last vs. Oral Roberts (3/16/23) | Blocks   | 3, 2x, last vs. Queens (12/30/23)      |
| 5 vs. Queens (12/30/23)                | FG Made  | 5 vs. Queens (12/30/23)                |
| 11 at Pittsburgh (1/9/24)              | 3FG Made | 11 at Pittsburgh (1/9/24)              |
| 4, 5x, last vs. Georgia Tech (1/13/24) | FT Made  | 4, 3x, last vs. Georgia Tech (1/13/24) |
| 11 vs. Pittsburgh (1/11/23)            | Minutes  | 7 at Arkansas (11/29/23)               |
| 38, 4x, last at Wake Forest (2/24/24)  |          | 38, 2x, last at Wake Forest (2/24/24)  |

**SEASON HIGHS****PRODUCTION**

|                        | Season | Career |
|------------------------|--------|--------|
| Double-figure points   | 22     | 53     |
| Double-doubles         | 8      | 24     |
| 20-point games         | 9      | 15     |
| 30-point games         | 1      | 1      |
| Dunks                  | 18     | 38     |
| 3+ 3-point field goals | 5      | 8      |
| 5+ rebounds            | 25     | 56     |
| 3+ assists             | 16     | 21     |
| 2+ steals              | 6      | 18     |
| 2+ blocks              | 11     | 17     |
| Three-point plays      | 10     | 25     |

## #1 • CALEB FOSTER

G • 6-5 • 197 • Fr. • Harrisburg, N.C. • Notre Dame [Calif.]

## 2023-24 Season

- » Burst onto the scene with an 18-point performance versus Michigan State in the Champions Classic (11/14), connecting on four three-pointers
- » 17th Duke freshman all-time to shoot .800 or better from three with at least five attempts and first since AJ Griffin during the 2021-22 season
- » Career-high seven assists at Pittsburgh (1/7) while also scoring eight points and two rebounds
- » Led the team in rebounds, assists and steals versus Pittsburgh (1/20), including career-highs for boards (6) and steals (3)
- » Team-high 13 points versus Notre Dame (2/7), including a perfect 4-for-4 from the charity stripe
- » Matched his career-high with six rebounds versus Boston College (2/10)
- » Started at Florida State (2/17), playing 35 minutes and scoring four points while dishing three assists with just one turnover
- » Second straight start in Duke's win at Miami (2/21), scoring 11 points, including 3-of-5 from deep, in 28 minutes

## High School

- » Rated by 247Sports with five stars as the No. 22 player nationally, the No. 4 combo guard and the No. 3 player from the state of California
- » Rated by ESPN with five stars as the No. 24 player nationally, the No. 7 point guard and the No. 4 player from the state of California
- » Transferred from Oak Hill Academy in Virginia to Notre Dame High School in California for his senior season
- » Named MaxPreps California Player of the Year following his senior season after averaging 21.4 points, 6.8 rebounds and 3.9 assists per game
- » Played for Team Thad (Tenn.) on the Nike EYBL circuit
- » Averaged 28.3 points, 5.7 rebounds and 4.7 assists a game in the final EYBL session in Kansas City in the summer of 2022
- » Was a force at the 2022 Nike Peach Jam, averaging 25.2 points, shooting .444 from the three-point line with 4.7 assists a game

## Personal

- » Son of Nickey and Yvonne Foster
- » Has a brother, Jordan Marsh, and three sisters - Ivy, Candace and Jasmine

## Career Statistics

| Season        | GP-GS        | Min        | FG-FGA        | Pct.        | 3PT-A        | Pct.        | FT-FTA       | Pct.        | Reb       | Avg.       | PF-DQ       | Ass       | TO        | Blk      | Stl       | Pts        | Avg        |
|---------------|--------------|------------|---------------|-------------|--------------|-------------|--------------|-------------|-----------|------------|-------------|-----------|-----------|----------|-----------|------------|------------|
| 2023-24       | 27-15        | 685        | 73-167        | .437        | 28-69        | .406        | 33-48        | .688        | 65        | 2.4        | 53-1        | 58        | 29        | 2        | 16        | 207        | 7.7        |
| <b>Totals</b> | <b>27-15</b> | <b>685</b> | <b>73-167</b> | <b>.437</b> | <b>28-69</b> | <b>.406</b> | <b>33-48</b> | <b>.688</b> | <b>65</b> | <b>2.4</b> | <b>53-1</b> | <b>58</b> | <b>29</b> | <b>2</b> | <b>16</b> | <b>207</b> | <b>7.7</b> |

## Career ACC Regular Season Statistics

| Season        | GP-GS        | Min        | FG-FGA       | Pct.        | 3PT-A        | Pct.        | FT-FTA       | Pct.        | Reb       | Avg.       | PF-DQ       | Ass       | TO        | Blk      | Stl       | Pts        | Avg        |
|---------------|--------------|------------|--------------|-------------|--------------|-------------|--------------|-------------|-----------|------------|-------------|-----------|-----------|----------|-----------|------------|------------|
| 2023-24       | 16-10        | 413        | 36-87        | .414        | 18-39        | .462        | 16-23        | .696        | 36        | 2.3        | 36-0        | 38        | 16        | 1        | 14        | 106        | 6.6        |
| <b>Totals</b> | <b>16-10</b> | <b>413</b> | <b>36-87</b> | <b>.414</b> | <b>18-39</b> | <b>.462</b> | <b>16-23</b> | <b>.696</b> | <b>36</b> | <b>2.3</b> | <b>36-0</b> | <b>38</b> | <b>16</b> | <b>1</b> | <b>14</b> | <b>106</b> | <b>6.6</b> |

## LAST FIVE GAME STATS

| Date | Opponent         | Start | FG  | Pct.     | 3FG | Pct. | FT  | Pct.  | Reb   | PF | Pts | Ass | TO | Blk | Stl | Min |
|------|------------------|-------|-----|----------|-----|------|-----|-------|-------|----|-----|-----|----|-----|-----|-----|
| 2/12 | Wake Forest      |       | 0-4 | .000     | 0-2 | .000 | 4-4 | 1.000 | 0-0-0 | 4  | 4   | 1   | 0  | 0   | 1   | 26  |
| 2/17 | at Florida State | *     | 2-7 | .286     | 0-1 | .000 | 0-0 | .000  | 2-2-4 | 1  | 4   | 3   | 1  | 0   | 0   | 35  |
| 2/21 | at Miami         | *     | 4-7 | .571     | 3-5 | .600 | 0-0 | .000  | 2-1-3 | 2  | 11  | 2   | 1  | 0   | 0   | 28  |
| 2/24 | at Wake Forest   | *     | 3-5 | .600     | 2-4 | .500 | 0-0 | .000  | 0-3-3 | 0  | 8   | 1   | 2  | 0   | 0   | 22  |
| 2/28 | Louisville       |       | dnp | (injury) |     |      |     |       |       |    |     |     |    |     |     |     |

## CAREER HIGHS

|  |          |  |
|--|----------|--|
| 18 vs. Michigan State (11/14/23)         | Points   | 18 vs. Michigan State (11/14/23)         |
| 6, 2x, last vs. Boston College (2/10/24) | Rebounds | 6, 2x, last vs. Boston College (2/10/24) |
| 7 at Pittsburgh (1/9/24)                 | Assists  | 7 at Pittsburgh (1/9/24)                 |
| 3 vs. Pittsburgh (1/20/24)               | Steals   | 3 vs. Pittsburgh (1/20/24)               |
| 1, 2x, last at Georgia Tech (12/2/23)    | Blocks   | 1, 2x, last at Georgia Tech (12/2/23)    |
| 7 vs. Michigan State (11/14/23)          | FG Made  | 7 vs. Michigan State (11/14/23)          |
| 4 vs. Michigan State (11/14/23)          | 3FG Made | 4 vs. Michigan State (11/14/23)          |
| 5 vs. Pittsburgh (1/20/24)               | FT Made  | 5 vs. Pittsburgh (1/20/24)               |
| 36 at Georgia Tech (12/2/23)             | Minutes  | 36 at Georgia Tech (12/2/23)             |

## SEASON HIGHS

## PRODUCTION

|                        | Season | Career |
|------------------------|--------|--------|
| Double-figure points   | 8      | 8      |
| Double-doubles         | --     | --     |
| 20-point games         | --     | --     |
| Dunks                  | 2      | 2      |
| 3+ 3-point field goals | 3      | 3      |
| 5+ rebounds            | 3      | 3      |
| 3+ assists             | 7      | 7      |
| 2+ steals              | 3      | 3      |
| Three-point plays      | 1      | 1      |

## #55 • SPENCER HUBBARD

G • 5-8 • 157 • Sr. • Los Angeles, Calif. • Harvard Westlake

## 2023-24

- » Was awarded a scholarship ahead of the season after playing for the Blue Devils as a walk-on for the previous two seasons
- » Scored first career bucket against Dartmouth while adding first career assist
- » Played a season-high four minutes against Bucknell, grabbing a defensive rebound
- » Made his first ACC regular-season appearance during Duke's win at Miami (2/21), playing two minutes
- » Drilled his first career 3-pointer versus Louisville, giving the senior his first points against an ACC foe

## Personal

- » His mother, Beth, attended Duke University
- » His uncle, Joe Hubbard, has spent time on the football staffs at USC, UNLV and the Los Angeles Rams
- » Was a member of Duke's practice squad his freshman year before earning a walk-on spot as a sophomore

## LAST FIVE GAME STATS

| Date | Opponent         | Start | FG  | Pct.               | 3FG | Pct.  | FT  | Pct. | Reb   | PF | Pts | Ass | TO | Blk | Stl | Min |
|------|------------------|-------|-----|--------------------|-----|-------|-----|------|-------|----|-----|-----|----|-----|-----|-----|
| 2/12 | Wake Forest      |       | dnp | (coach's decision) |     |       |     |      |       |    |     |     |    |     |     |     |
| 2/17 | at Florida State |       | dnp | (coach's decision) |     |       |     |      |       |    |     |     |    |     |     |     |
| 2/21 | at Miami         |       | 0-0 | .000               | 0-0 | .000  | 0-0 | .000 | 0-0-0 | 0  | 0   | 0   | 0  | 0   | 0   | 2   |
| 2/24 | at Wake Forest   |       | dnp | (coach's decision) |     |       |     |      |       |    |     |     |    |     |     |     |
| 2/28 | Louisville       |       | 1-1 | 1.000              | 1-1 | 1.000 | 0-0 | .000 | 0-0-0 | 2  | 3   | 0   | 0  | 0   | 0   | 2   |

## CAREER HIGHS

|                                      |          |                                      |
|--------------------------------------|----------|--------------------------------------|
| 3 vs. Louisville (2/28/24)           | Points   | 3 vs. Louisville (2/28/24)           |
| 1, 3x, last vs. Queens (12/30/23)    | Rebounds | 1, 3x, last vs. Queens (12/30/23)    |
| 1, 2x, last vs. Queens (12/30/23)    | Assists  | 1, 2x, last vs. Queens (12/30/23)    |
| 1 vs. USC Upstate (11/11/22)         | Steals   | --                                   |
| 1, 2x, last vs. Louisville (2/28/24) | FG Made  | 1, 2x, last vs. Louisville (2/28/24) |
| 1 vs. Louisville (2/28/24)           | 3FG Made | 1 vs. Louisville (2/28/24)           |
| 1 vs. Elon (12/18/21)                | FT Made  | --                                   |
| 5 vs. USC Upstate (11/11/22)         | Minutes  | 4 vs. Bucknell (11/17/23)            |

## SEASON HIGHS

## Career Statistics

| Season        | GP-GS       | Min       | FG-FGA     | Pct.        | 3PT-A      | Pct.        | FT-FTA     | Pct.        | Reb      | Avg.       | PF-DQ      | Ass      | TO       | Blk      | Stl      | Pts      | Avg        |
|---------------|-------------|-----------|------------|-------------|------------|-------------|------------|-------------|----------|------------|------------|----------|----------|----------|----------|----------|------------|
| 2021-22       | 3-0         | 6         | 0-0        | .000        | 0-0        | .000        | 1-2        | .500        | 1        | 0.3        | 1-0        | 0        | 0        | 0        | 0        | 1        | 0.3        |
| 2022-23       | 3-0         | 9         | 0-2        | .000        | 0-1        | .000        | 0-0        | .000        | 1        | 0.3        | 2-0        | 0        | 2        | 0        | 1        | 0        | 0.0        |
| 2023-24       | 7-0         | 14        | 2-4        | .500        | 1-3        | .333        | 0-0        | .000        | 2        | 0.3        | 4-0        | 2        | 0        | 0        | 0        | 5        | 0.7        |
| <b>Totals</b> | <b>13-0</b> | <b>29</b> | <b>2-6</b> | <b>.333</b> | <b>1-4</b> | <b>.250</b> | <b>1-2</b> | <b>.500</b> | <b>4</b> | <b>0.3</b> | <b>7-0</b> | <b>2</b> | <b>2</b> | <b>0</b> | <b>1</b> | <b>6</b> | <b>0.5</b> |

## Career ACC Regular Season Statistics

| Season        | GP-GS      | Min      | FG-FGA     | Pct.         | 3PT-A      | Pct.         | FT-FTA     | Pct.        | Reb      | Avg.       | PF-DQ      | Ass      | TO       | Blk      | Stl      | Pts      | Avg        |
|---------------|------------|----------|------------|--------------|------------|--------------|------------|-------------|----------|------------|------------|----------|----------|----------|----------|----------|------------|
| 2021-22       | --         | --       | --         | --           | --         | --           | --         | --          | --       | --         | --         | --       | --       | --       | --       | --       | --         |
| 2022-23       | --         | --       | --         | --           | --         | --           | --         | --          | --       | --         | --         | --       | --       | --       | --       | --       | --         |
| 2023-24       | 2-0        | 4        | 1-1        | 1.000        | 1-1        | 1.000        | 0-0        | .000        | 0        | 0.0        | 2-0        | 0        | 0        | 0        | 0        | 3        | 1.5        |
| <b>Totals</b> | <b>2-0</b> | <b>4</b> | <b>1-1</b> | <b>1.000</b> | <b>1-1</b> | <b>1.000</b> | <b>0-0</b> | <b>.000</b> | <b>0</b> | <b>0.0</b> | <b>2-0</b> | <b>0</b> | <b>0</b> | <b>0</b> | <b>0</b> | <b>3</b> | <b>1.5</b> |

## PRODUCTION

|                        | Season | Career |
|------------------------|--------|--------|
| Double-figure points   | --     | --     |
| Double-doubles         | --     | --     |
| 20-point games         | --     | --     |
| Dunks                  | --     | --     |
| 3+ 3-point field goals | --     | --     |
| 5+ rebounds            | --     | --     |
| 2+ blocks              | --     | --     |
| Three-point plays      | --     | --     |

## 2023-24

- » CBS Sports/USBWA Freshman of the Week (12/26), 2x ACC Rookie of the Week (1/29, 2/19)
- » Recorded first career double-double versus Bucknell, scoring 17 points with 10 rebounds, including four 3's in the second half
- » 11 rebounds, seven on the defensive glass, at Arkansas
- » First career game with 20+ points in Duke's win over Charlotte, scoring 21 on 7-of-13 shooting from the field
- » Secured his fifth 20-point performance, using 16 second-half points en route to a game-high 21 total, against Clemson. Logged three steals against the Tigers, all coming within a two-minute span in the closing moments to help secure the win
- » 10 boards at Virginia Tech, a team-high, his third game with double-digit rebounds -- second-most on the team
- » Once again led the team in rebounding at North Carolina, scoring 23 points alongside a career-high 11 boards
- » Third game in a four-conquest span with at least 10 boards with an 11-point, 10-rebound double-double vs. Boston College (2/10) -- the third double-double of his career and fifth game with 10+ caroms, second-best on the team
- » Remained in form with another double-double, against Wake Forest (2/12), scoring 17 points and reeling in 10 boards
- » Record-setting day at Florida State (2/17), scoring 35 points on 12-of-20 shooting, including 8-of-11 from beyond the arc
- » Matched Zion Williamson's Duke freshman scoring record and set a new Duke freshman record for 3-pointers in a game

## High School

- » Rated by 247Sports with five stars as the No. 14 player nationally, the No. 3 combo guard and the No. 1 player from the state of California
- » Rated by ESPN with five stars as the No. 10 player nationally, the No. 2 shooting guard and the No. 1 player from the state of California
- » Named the Gatorade California Player of the Year after both his junior and senior seasons
- » Helped lead Centennial to a second consecutive California Open Division state title in the 2021-22 season
- » Named the MVP of the Open Division in 2022 • Also earned first-team Open Division and All-League honors in 2019 and 2021
- » Part of the gold medal winning USA U18 National Team in Mexico

## Personal

- » Has a brother, Jayce, who played collegiately at Cal State San Marcos
- » His dad, Lance, played basketball at Midland College and was teammates with Spud Webb

## Career Statistics

| Season        | GP-GS        | Min        | FG-FGA         | Pct.        | 3PT-A         | Pct.        | FT-FTA       | Pct.        | Reb        | Avg.       | PF-DQ       | Ast       | TO        | Blk      | Stl       | Pts        | Avg         |
|---------------|--------------|------------|----------------|-------------|---------------|-------------|--------------|-------------|------------|------------|-------------|-----------|-----------|----------|-----------|------------|-------------|
| 2023-24       | 28-28        | 855        | 133-289        | .460        | 66-158        | .418        | 48-56        | .857        | 137        | 4.9        | 44-1        | 51        | 34        | 1        | 30        | 380        | 13.6        |
| <b>Totals</b> | <b>28-28</b> | <b>855</b> | <b>133-289</b> | <b>.460</b> | <b>66-158</b> | <b>.418</b> | <b>48-56</b> | <b>.857</b> | <b>137</b> | <b>4.9</b> | <b>44-1</b> | <b>51</b> | <b>34</b> | <b>1</b> | <b>30</b> | <b>380</b> | <b>13.6</b> |

## Career ACC Regular Season Statistics

| Season        | GP-GS        | Min        | FG-FGA        | Pct.        | 3PT-A         | Pct.        | FT-FTA       | Pct.        | Reb       | Avg.       | PF-DQ     | Ast       | TO        | Blk      | Stl       | Pts        | Avg         |
|---------------|--------------|------------|---------------|-------------|---------------|-------------|--------------|-------------|-----------|------------|-----------|-----------|-----------|----------|-----------|------------|-------------|
| 2023-24       | 17-17        | 559        | 87-195        | .446        | 40-103        | .388        | 32-38        | .842        | 91        | 5.4        | 22        | 28        | 22        | 1        | 17        | 246        | 14.5        |
| <b>Totals</b> | <b>17-17</b> | <b>559</b> | <b>87-195</b> | <b>.446</b> | <b>40-103</b> | <b>.388</b> | <b>32-38</b> | <b>.842</b> | <b>91</b> | <b>5.4</b> | <b>22</b> | <b>28</b> | <b>22</b> | <b>1</b> | <b>17</b> | <b>246</b> | <b>14.5</b> |

## LAST FIVE GAME STATS

| Date | Opponent         | Start | FG    | Pct. | 3FG  | Pct. | FT  | Pct.  | Reb    | PF | Pts | Ast | TO | Blk | Stl | Min |
|------|------------------|-------|-------|------|------|------|-----|-------|--------|----|-----|-----|----|-----|-----|-----|
| 2/12 | Wake Forest      | *     | 4-10  | .400 | 3-7  | .429 | 6-6 | 1.000 | 2-8-10 | 3  | 17  | 4   | 3  | 0   | 1   | 38  |
| 2/17 | at Florida State | *     | 12-20 | .600 | 8-11 | .727 | 3-4 | .750  | 1-3-4  | 1  | 35  | 1   | 5  | 0   | 3   | 39  |
| 2/21 | at Miami         | *     | 3-9   | .333 | 1-6  | .167 | 0-0 | .000  | 1-4-5  | 1  | 7   | 1   | 2  | 0   | 0   | 30  |
| 2/24 | at Wake Forest   | *     | 4-7   | .571 | 3-4  | .750 | 4-4 | 1.000 | 1-4-5  | 0  | 15  | 2   | 0  | 1   | 1   | 36  |
| 2/28 | Louisville       | *     | 4-9   | .444 | 4-7  | .571 | 2-2 | 1.000 | 0-4-4  | 1  | 14  | 3   | 3  | 0   | 1   | 32  |

## CAREER HIGHS

| 35 at Florida State (2/17/24)            | Points   | 35 at Florida State (2/17/24)            |
|--|----------|--|
| 11, 2x, last at North Carolina (2/3/24)  | Rebounds | 11, 2x, last at North Carolina (2/3/24)  |
| 5, 2x, last vs. Boston College (2/10/24) | Assists  | 5, 2x, last vs. Boston College (2/10/24) |
| 3, 4x, last at Florida State (2/17/24)   | Steals   | 3, 4x, last at Florida State (2/17/24)   |
| 1 at Wake Forest (2/24/24)               | Blocks   | 1 at Wake Forest (2/24/24)               |
| 12 at Florida State (2/17/24)            | FG Made  | 12 at Florida State (2/17/24)            |
| 8 at Florida State (2/17/24)             | 3FG Made | 8 at Florida State (2/17/24)             |
| 6 vs. Wake Forest (2/12/24)              | FT Made  | 6 vs. Wake Forest (2/12/24)              |
| 12 at Florida State (2/17/24)            | Minutes  | 39 at Florida State (2/17/24)            |

## SEASON HIGHS

## PRODUCTION

|                        | Season | Career |
|------------------------|--------|--------|
| Double-figure points   | 19     | 19     |
| Double-doubles         | 4      | 4      |
| 20-point games         | 7      | 7      |
| Dunks                  | 1      | 1      |
| 5+ rebounds            | 11     | 11     |
| 3+ assists             | 9      | 9      |
| 2+ steals              | 8      | 8      |
| 3+ 3-point field goals | 12     | 12     |
| Three-point plays      | 1      | 1      |

## 2023-24 Season

- » On the preseason watch list for the Julius Erving Award
- » Has scored at least 10 points in seven of his last nine contests and in 14 of his last 17 appearances
- » 121.4 ORtg during conference play is 10th-best in the league, according to KenPom
- » Also owns a 64.5 eFG% and a 64.3 TS%, fourth and sixth-best in the conference, respectively
- » Scored a 20 points against Bucknell while collecting six rebounds and two assists in 22 minutes of action
- » A then-career-high 21 points on 7-of-10 (.700) shooting against Syracuse (1/2), including 18 first-half points
- » Followed up the Syracuse game with a career-high 23 points on 8-of-12 shooting (.750) at Notre Dame (1/6), while adding 14 rebounds for his first career double-double
- » 20-10 double-double, second of his career, scoring 20 points on 8-of-11 (.727) shooting with 12 boards at Louisville (1/23)
- » Third double-double of the season in Duke's win over Notre Dame (2/7), scoring a team-high 13 to go with 10 boards
- » Scored 15 second-half points en route to a game-high 17 total points, on 6-of-7 (.857) shooting, versus Boston College (2/10)
- » Matched his career-high with 23 points on 9-of-14 (.643) shooting against Wake Forest (2/12)
- » 17 points on 7-of-10 shooting against Louisville (2/28) while also logging three steals and two assists

## Career

- » Awarded the Pagluica Family Coach's Award, given to the player that best exemplified the commitment and values of Duke Basketball, following the 2022-23 season
- » Averaged 9.1 points and 4.5 rebounds as a freshman, starting in all 35 of his appearances while missing just one game
- » Duke is 31-3 when Mitchell scores in double-figures

## High School

- » Ranked as the No. 26 overall player and No. 3 at his position in the ESPN 100 class of 2022 rankings
- » Scored a game-high 19 points in the 2022 McDonald's All-American Game
- » Averaged 17.6 points on .487 field goal shooting with 6.3 rebounds per game as a senior in 2021-22

## Career Statistics

| Season        | GP-GS        | Min         | FG-FGA         | Pct.        | 3PT-A        | Pct.        | FT-FTA         | Pct.        | Reb        | Avg.       | PF-DQ       | Ast       | TO        | Blk       | Stl       | Pts        | Avg         |
|---------------|--------------|-------------|----------------|-------------|--------------|-------------|----------------|-------------|------------|------------|-------------|-----------|-----------|-----------|-----------|------------|-------------|
| 2022-23       | 35-35        | 948         | 114-243        | .469        | 19-54        | .352        | 71-93          | .763        | 158        | 4.5        | 35-0        | 42        | 46        | 18        | 22        | 318        | 9.1         |
| 2023-24       | 25-24        | 732         | 112-202        | .554        | 9-36         | .250        | 88-134         | .657        | 157        | 6.3        | 39-0        | 29        | 34        | 16        | 21        | 321        | 12.8        |
| <b>Totals</b> | <b>60-59</b> | <b>1679</b> | <b>226-445</b> | <b>.508</b> | <b>28-90</b> | <b>.311</b> | <b>159-227</b> | <b>.700</b> | <b>315</b> | <b>5.3</b> | <b>74-0</b> | <b>71</b> | <b>80</b> | <b>34</b> | <b>43</b> | <b>639</b> | <b>10.7</b> |

## Career ACC Regular Season Statistics

| Season        | GP-GS        | Min         | FG-FGA         | Pct.        | 3PT-A        | Pct.        | FT-FTA        | Pct.        | Reb        | Avg.       | PF-DQ       | Ast       | TO        | Blk       | Stl       | Pts        | Avg         |
|---------------|--------------|-------------|----------------|-------------|--------------|-------------|---------------|-------------|------------|------------|-------------|-----------|-----------|-----------|-----------|------------|-------------|
| 2022-23       | 20-20        | 572         | 64-134         | .478        | 11-27        | .407        | 44-60         | .733        | 97         | 4.9        | 22-0        | 22        | 28        | 13        | 16        | 183        | 9.2         |
| 2023-24       | 15-14        | 467         | 76-124         | .613        | 8-17         | .471        | 49-81         | .605        | 106        | 7.1        | 26-0        | 15        | 23        | 12        | 12        | 209        | 13.9        |
| <b>Totals</b> | <b>35-34</b> | <b>1039</b> | <b>140-258</b> | <b>.542</b> | <b>19-44</b> | <b>.432</b> | <b>93-141</b> | <b>.660</b> | <b>203</b> | <b>5.8</b> | <b>48-0</b> | <b>37</b> | <b>51</b> | <b>25</b> | <b>28</b> | <b>392</b> | <b>11.2</b> |

## LAST FIVE GAME STATS

| Date | Opponent         | Start | FG   | Pct. | 3FG | Pct.  | FT  | Pct. | Reb   | PF | Pts | Ast | TO | Blk | Stl | Min |
|------|------------------|-------|------|------|-----|-------|-----|------|-------|----|-----|-----|----|-----|-----|-----|
| 2/12 | Wake Forest      | *     | 9-14 | .643 | 1-2 | .500  | 4-8 | .500 | 1-7-8 | 2  | 23  | 0   | 1  | 2   | 0   | 38  |
| 2/17 | at Florida State | *     | 3-7  | .429 | 0-0 | .000  | 1-5 | .200 | 2-2-4 | 2  | 7   | 0   | 1  | 0   | 0   | 34  |
| 2/21 | at Miami         | *     | 5-7  | .714 | 1-1 | 1.000 | 4-8 | .500 | 4-2-6 | 3  | 15  | 2   | 2  | 1   | 1   | 26  |
| 2/24 | at Wake Forest   | *     | 2-5  | .400 | 0-1 | .000  | 2-5 | .400 | 2-2-4 | 3  | 6   | 0   | 2  | 1   | 2   | 27  |
| 2/28 | Louisville       | *     | 7-10 | .700 | 1-1 | 1.000 | 2-5 | .400 | 2-5-7 | 3  | 17  | 2   | 4  | 1   | 3   | 29  |

## CAREER HIGHS

| 23, 2x, last vs. Wake Forest (2/12/24)   | Points   | 23, 2x, last vs. Wake Forest (2/12/24)   |
|--|----------|--|
| 14 at Notre Dame (1/6/24)                | Rebounds | 14 at Notre Dame (1/6/24)                |
| 5 at Syracuse (2/18/23)                  | Assists  | 3 vs. La Salle (11/21/23)                |
| 3 vs. Louisville (2/28/24)               | Steals   | 3 vs. Louisville (2/28/24)               |
| 3 at Boston College (1/7/23)             | Blocks   | 2, 4x, last vs. Wake Forest (2/12/24)    |
| 9 vs. Wake Forest (2/12/24)              | FG Made  | 9 vs. Wake Forest (2/12/24)              |
| 2, 7x, last vs. Boston College (2/10/24) | 3FG Made | 2, 2x, last vs. Boston College (2/10/24) |
| 9 vs. Michigan State (11/14/23)          | FT Made  | 9 vs. Michigan State (11/14/23)          |
| 38, 2x, last vs. Wake Forest (2/12/24)   | Minutes  | 38 vs. Wake Forest (2/12/24)             |

## SEASON HIGHS

## PRODUCTION

|                        | Season | Career |
|------------------------|--------|--------|
| Double-figure points   | 18     | 34     |
| Double-doubles         | 3      | 3      |
| 20-point games         | 5      | 5      |
| Dunks                  | 41     | 64     |
| 3+ 3-point field goals | --     | --     |
| 5+ rebounds            | 17     | 35     |
| 3+ assists             | 2      | 7      |
| 2+ steals              | 6      | 9      |
| 2+ blocks              | 4      | 6      |
| Three-point plays      | 7      | 17     |



## #12 • TJ POWER

F • 6-9 • 216 • Fr. • Shrewsbury, Mass. • Worcester Academy

## 2023-24

- » Made his Duke debut against Dartmouth, playing eight minutes and grabbing two rebounds
- » Scored his first two career points off a pair of free throws against Bucknell, adding in a rebound and an assist in his career-high 11 minutes
- » Caught fire in six minutes of action versus La Salle, drilling three three-pointers
- » Played a career-high 16 minutes at Georgia Tech, matching his career-bests with two rebounds and a steal
- » Six points on 2-of-2 from beyond the arc while adding two steals and an assist versus Queens (12/30)

## High School

- » Rated by 247Sports with five stars as the No. 16 player nationally, the No. 4 power forward and the No. 1 player from the state of Massachusetts
- » Rated by ESPN with four stars as the No. 32 player nationally, the No. 6 power forward and the No. 1 player from the state of Massachusetts
- » Named the Massachusetts Gatorade Player of the Year for the 2021-22 season
- » Averaged 13.1 points, 7.2 rebounds, 2.7 assists and 1.5 steals as a junior at Worcester Academy
- » Averaged 23.7 points and shot 45 percent from three-point in the final EYBL session in Kansas City in the summer of 2022, including a 41-point, 15-rebound, five-assist outburst against Houston Hoops
- » Helped lead Worcester Academy to back-to-back NEPSAC Class AA championships in his junior and senior seasons
- » A standout prep baseball player as well, winning a CNEPSBL title in May of 2023 with Worcester Academy -- pitched 20.2 innings as a senior with a 1.69 ERA and 31 strikeouts while issuing just three walks

## Personal

- » Son of Tom and Shannon Power
- » Has a sister, Lauren
- » His uncle, Mike, played quarterback at Boston College and his great uncle, Frank, coached basketball at Boston College

## Career Statistics

| Season        | GP-GS       | Min        | FG-FGA       | Pct.        | 3PT-A        | Pct.        | FT-FTA     | Pct.         | Reb       | Avg.       | PF-DQ       | Ass      | TO       | Blk      | Stl      | Pts       | Avg        |
|---------------|-------------|------------|--------------|-------------|--------------|-------------|------------|--------------|-----------|------------|-------------|----------|----------|----------|----------|-----------|------------|
| 2023-24       | 19-0        | 135        | 11-32        | .344        | 10-27        | .370        | 4-4        | 1.000        | 14        | 0.7        | 11-0        | 4        | 4        | 1        | 4        | 36        | 1.9        |
| <b>Totals</b> | <b>19-0</b> | <b>135</b> | <b>11-32</b> | <b>.344</b> | <b>10-27</b> | <b>.370</b> | <b>4-4</b> | <b>1.000</b> | <b>14</b> | <b>0.7</b> | <b>11-0</b> | <b>4</b> | <b>4</b> | <b>1</b> | <b>4</b> | <b>36</b> | <b>1.9</b> |

## Career ACC Regular Season Statistics

| Season        | GP-GS       | Min       | FG-FGA      | Pct.        | 3PT-A       | Pct.        | FT-FTA     | Pct.        | Reb       | Avg.       | PF-DQ      | Ass      | TO       | Blk      | Stl      | Pts       | Avg        |
|---------------|-------------|-----------|-------------|-------------|-------------|-------------|------------|-------------|-----------|------------|------------|----------|----------|----------|----------|-----------|------------|
| 2023-24       | 11-0        | 65        | 4-19        | .211        | 3-15        | .200        | 0-0        | .000        | 10        | 0.9        | 5-0        | 1        | 2        | 1        | 1        | 11        | 1.0        |
| <b>Totals</b> | <b>11-0</b> | <b>65</b> | <b>4-19</b> | <b>.211</b> | <b>3-15</b> | <b>.200</b> | <b>0-0</b> | <b>.000</b> | <b>10</b> | <b>0.9</b> | <b>5-0</b> | <b>1</b> | <b>2</b> | <b>1</b> | <b>1</b> | <b>11</b> | <b>1.0</b> |

## LAST FIVE GAME STATS

| Date | Opponent         | Start                  | FG  | Pct. | 3FG | Pct. | FT  | Pct. | Reb   | PF | Pts | Ass | TO | Blk | Stl | Min |
|------|------------------|------------------------|-----|------|-----|------|-----|------|-------|----|-----|-----|----|-----|-----|-----|
| 2/12 | Wake Forest      |                        | 0-0 | .000 | 0-0 | .000 | 0-0 | .000 | 0-0-0 | 0  | 0   | 0   | 0  | 0   | 0   | 0+  |
| 2/17 | at Florida State | dnp (coach's decision) |     |      |     |      |     |      |       |    |     |     |    |     |     |     |
| 2/21 | at Miami         |                        | 0-1 | .000 | 0-1 | .000 | 0-0 | .000 | 0-0-0 | 0  | 0   | 0   | 0  | 0   | 0   | 4   |
| 2/24 | at Wake Forest   | dnp (coach's decision) |     |      |     |      |     |      |       |    |     |     |    |     |     |     |
| 2/28 | Louisville       |                        | 1-5 | .200 | 1-4 | .250 | 0-0 | .000 | 0-0-0 | 3  | 3   | 1   | 0  | 0   | 0   | 15  |

## CAREER HIGHS

| 9 vs. La Salle (11/21/23)            | Points   | 9 vs. La Salle (11/21/23)            |
|--------------------------------------|----------|--------------------------------------|
| 3 vs. Syracuse (1/2/24)              | Rebounds | 3 vs. Syracuse (1/2/24)              |
| 1, 4x, last vs. Louisville (2/28/24) | Assists  | 1, 4x, last vs. Louisville (2/28/24) |
| 2 vs. Queens (12/30/23)              | Steals   | 2 vs. Queens (12/30/23)              |
| 1 vs. Syracuse (1/2/24)              | Blocks   | 1 vs. Syracuse (1/2/24)              |
| 3 vs. La Salle (11/21/23)            | FG Made  | 3 vs. La Salle (11/21/23)            |
| 3 vs. La Salle (11/21/23)            | 3FG Made | 3 vs. La Salle (11/21/23)            |
| 2, 2x, last vs. Hofstra (12/12/23)   | FT Made  | 2, 2x, last vs. Hofstra (12/12/23)   |
| 16 at Georgia Tech (12/2/23)         | Minutes  | 16 at Georgia Tech (12/2/23)         |

## SEASON HIGHS

## PRODUCTION

|                        | Season | Career |
|------------------------|--------|--------|
| Double-figure points   | --     | --     |
| Double-doubles         | --     | --     |
| 20-point games         | --     | --     |
| Dunks                  | --     | --     |
| 3+ 3-point field goals | 1      | 1      |
| 5+ rebounds            | --     | --     |
| 3+ assists             | --     | --     |
| 2+ steals              | 1      | 1      |
| Three-point plays      | --     | --     |

## #5 • TYRESE PROCTOR

tie-REECE

Captain • G • 6-5 • 183 • So. • Sydney, Australia • NBA Global Academy

## 2023-24 Season

- » ACC Preseason Second Team All-ACC
- » NABC Preseason Division I Player of the Year Watch List, Naismith Trophy Watch List, Bob Cousy Award Watch List
- » Played a season-high 39 minutes versus Michigan State, scoring 13 points, grabbing six rebounds and dishing out a team-high six assists while committing zero turnovers
- » First career game with at least 20 points in Duke's win against La Salle -- 22 points with seven rebounds and four assists
- » Career-high 24 points on 9-of-16 (.563) shooting, including matching his career-high of four three-pointers, at Louisville (1/23)
- » Two free throws with 1.0 second remaining versus Clemson (1/27) to put Duke ahead for good, 72-71, finishing with 18 points
- » Returned from concussion protocol and scored 12 points while dishing a team-high five assists at Miami (2/21)
- » Again scored in double-figures in Duke's next game, contributing 14 points, including four 3-pointers, matching a career-high
- » Dished seven assists vs. Louisville (2/28) -- has 15 dimes and just three turnovers since returning from concussion protocol

## Career

- » ACC All-Freshman Team in 2022-23
- » One of 14 known foreign-born Blue Devils, including one of three from Australia (**Jack White**, who played from 2016-20, and **Kyrie Irving**, who played in 2010)
- » As a freshman, was one of four Blue Devils to play in all 36 games and finished as the team's third leading scorer at 9.4 points with a team-leading 119 assists
- » Posted a 2.05 assist-turnover ratio that trailed only five other freshmen nationally and only two from power conferences
- » His team-leading A/T ratio ranked eighth overall in the ACC and was the fifth best by a Duke freshman all-time

## High School

- » A five-star guard who was originally committed to Duke for the 2023 class
- » Announced his decision to reclassify in June 2022 to play for the Blue Devils for the 2022-23 season
- » Attended the NBA Global Academy branch in Canberra, Australia
- » Starred in the 2021 Australian Under-20 Championships where he averaged 13.8 points and 4.4 assists while competing as one of the youngest players at the event

## Personal

- » His father, Roderick, played basketball at Mississippi College in Clinton, Miss.

## Career Statistics

| Season        | GP-GS        | Min         | FG-FGA         | Pct.        | 3PT-A         | Pct.        | FT-FTA        | Pct.        | Reb        | Avg.       | PF-DQ       | Ass        | TO        | Blk      | Stl       | Pts        | Avg        |
|---------------|--------------|-------------|----------------|-------------|---------------|-------------|---------------|-------------|------------|------------|-------------|------------|-----------|----------|-----------|------------|------------|
| 2022-23       | 36-34        | 1058        | 115-302        | .381        | 47-147        | .320        | 61-70         | .871        | 112        | 3.1        | 59-0        | 119        | 58        | 4        | 22        | 338        | 9.4        |
| 2023-24       | 24-17        | 689         | 85-193         | .440        | 40-112        | .357        | 35-46         | .761        | 67         | 2.8        | 40-0        | 89         | 31        | 3        | 16        | 245        | 10.2       |
| <b>Totals</b> | <b>60-51</b> | <b>1748</b> | <b>200-495</b> | <b>.404</b> | <b>87-259</b> | <b>.336</b> | <b>96-116</b> | <b>.828</b> | <b>179</b> | <b>3.0</b> | <b>99-0</b> | <b>208</b> | <b>89</b> | <b>7</b> | <b>38</b> | <b>583</b> | <b>9.7</b> |

## Career ACC Regular Season Statistics

| Season        | GP-GS        | Min         | FG-FGA         | Pct.        | 3PT-A         | Pct.        | FT-FTA       | Pct.        | Reb       | Avg.       | PF-DQ       | Ass        | TO        | Blk      | Stl       | Pts        | Avg        |
|---------------|--------------|-------------|----------------|-------------|---------------|-------------|--------------|-------------|-----------|------------|-------------|------------|-----------|----------|-----------|------------|------------|
| 2022-23       | 20-18        | 601         | 67-173         | .387        | 28-84         | .333        | 33-40        | .825        | 56        | 2.8        | 32-0        | 67         | 37        | 2        | 11        | 195        | 9.8        |
| 2023-24       | 16-10        | 450         | 53-124         | .427        | 28-77         | .364        | 20-26        | .769        | 43        | 2.7        | 24-0        | 49         | 21        | 1        | 9         | 154        | 9.6        |
| <b>Totals</b> | <b>36-28</b> | <b>1051</b> | <b>120-297</b> | <b>.404</b> | <b>56-161</b> | <b>.348</b> | <b>53-66</b> | <b>.803</b> | <b>99</b> | <b>2.8</b> | <b>56-0</b> | <b>116</b> | <b>58</b> | <b>3</b> | <b>20</b> | <b>349</b> | <b>9.7</b> |

## LAST FIVE GAME STATS

| Date | Opponent         | Start        | FG   | Pct. | 3FG | Pct. | FT  | Pct.  | Reb   | PF | Pts | Ass | TO | Blk | Stl | Min |
|------|------------------|--------------|------|------|-----|------|-----|-------|-------|----|-----|-----|----|-----|-----|-----|
| 2/12 | Wake Forest      | *            | 0-5  | .000 | 0-4 | .000 | 0-0 | .000  | 0-4-4 | 1  | 0   | 2   | 1  | 0   | 0   | 25  |
| 2/17 | at Florida State | dnp (injury) |      |      |     |      |     |       |       |    |     |     |    |     |     |     |
| 2/21 | at Miami         |              | 4-9  | .444 | 2-6 | .333 | 2-2 | 1.000 | 0-3-3 | 1  | 12  | 5   | 1  | 0   | 1   | 23  |
| 2/24 | at Wake Forest   |              | 5-10 | .500 | 4-8 | .500 | 0-0 | .000  | 0-1-1 | 4  | 14  | 3   | 1  | 0   | 0   | 31  |
| 2/28 | Louisville       | *            | 3-7  | .429 | 1-5 | .200 | 1-2 | .500  | 0-3-3 | 2  | 8   | 7   | 1  | 0   | 1   | 33  |

## CAREER HIGHS

| 24 at Louisville (1/23/24)           | Points   | 24 at Louisville (1/23/24)           |
|--------------------------------------|----------|--------------------------------------|
| 10 vs. Delaware (11/18/22)           | Rebounds | 7 vs. La Salle (11/21/23)            |
| 10 vs. Pittsburgh (3/9/23)           | Assists  | 8 vs. Dartmouth (11/6/23)            |
| 2 vs. Bellarmine (11/21/22)          | Blocks   | 1, 2x, last at Pittsburgh (1/9/24)   |
| 2, 7x, last vs. Clemson (1/27/24)    | Steals   | 2, 4x, last vs. Clemson (1/27/24)    |
| 9 at Louisville (1/23/24)            | FG Made  | 9 at Louisville (1/23/24)            |
| 4, 4x, last at Wake Forest (2/24/24) | 3FG Made | 4, 3x, last at Wake Forest (2/24/24) |
| 8 vs NC State (2/28/23)              | FT Made  | 6 vs. La Salle (11/21/23)            |
| 42 at Virginia (2/11/23)             | Minutes  | 39 vs. Michigan State (11/14/23)     |

## SEASON HIGHS

## PRODUCTION

|                        | Season | Career |
|------------------------|--------|--------|
| Double-figure points   | 13     | 31     |
| Double-doubles         | --     | 2      |
| 20-point games         | 2      | 2      |
| Dunks                  | 2      | 3      |
| 3+ 3-point field goals | 5      | 10     |
| 5+ rebounds            | 6      | 12     |
| 3+ assists             | 15     | 35     |
| 2+ steals              | 4      | 7      |
| 2+ blocks              | --     | 1      |
| Three-point plays      | 2      | 6      |

#21 • CHRISTIAN REEVES

C • 7-1 • 261 • So. • Charlotte, N.C. • Oak Hill [Va.]

2023-24 Season

- » Missed 13 games due to injury before undergoing season-ending surgery (right ankle)
- » Logged a career-high 12 minutes in the season opener against Dartmouth, adding three rebounds and two points

Career

- » Played in 13 games for the Blue Devils as a freshman, playing a total of 42 minutes
- » Averaged 1.5 points and 1.0 rebounds, hitting 8-of-11 from the field as a freshman

High School

- » A four-star center out of Oak Hill Academy in Mouth of Wilson, Va.
- » Ranked as the No. 5 player from the state of North Carolina in his class by ESPN
- » Scored four points and grabbed four rebounds in just three minutes of action against Delaware
- » Scored his first points in ACC play with a dunk against Georgia Tech
- » Tallied a new career high with six points on 3-of-3 shooting from the field in six minutes of action against Pittsburgh in the ACC Tournament quarterfinals

Personal

- » His father, John, played college basketball at Belmont Abbey

LAST FIVE GAME STATS

| Date | Opponent         | Start        | FG | Pct. | 3FG | Pct. | FT | Pct. | Reb | PF | Pts | Ast | TO | Blk | Stl | Min |
|------|------------------|--------------|----|------|-----|------|----|------|-----|----|-----|-----|----|-----|-----|-----|
| 2/10 | Boston College   | dnp (injury) |    |      |     |      |    |      |     |    |     |     |    |     |     |     |
| 2/17 | at Florida State | dnp (injury) |    |      |     |      |    |      |     |    |     |     |    |     |     |     |
| 2/21 | at Miami         | dnp (injury) |    |      |     |      |    |      |     |    |     |     |    |     |     |     |
| 2/24 | at Wake Forest   | dnp (injury) |    |      |     |      |    |      |     |    |     |     |    |     |     |     |
| 2/28 | Louisville       | dnp (injury) |    |      |     |      |    |      |     |    |     |     |    |     |     |     |

CAREER HIGHS

SEASON HIGHS

|                                |          |                                    |
|--------------------------------|----------|------------------------------------|
| 6 vs. Pittsburgh (3/9/23)      | Points   | 3 vs. Arizona (11/10/23)           |
| 4 vs. Delaware (11/18/22)      | Rebounds | 3 vs. Dartmouth (11/6/23)          |
| 1 at Georgia Tech (1/28/23)    | Assists  | --                                 |
| 1 vs. Boston College (12/3/22) | Steals   | --                                 |
| 1 vs. Dartmouth (11/6/23)      | Blocks   | 1 vs. Dartmouth (11/6/23)          |
| 3 vs. Pittsburgh (3/9/23)      | FG Made  | 1, 2x, last vs. Arizona (11/10/23) |
| --                             | 3FG Made | --                                 |
| 2 vs. Delaware (11/18/22)      | FT Made  | 1 vs. Arizona (11/10/23)           |
| 12 vs. Dartmouth (11/6/23)     | Minutes  | 12 vs. Dartmouth (11/6/23)         |

PRODUCTION

Season Career

|                        |    |    |
|------------------------|----|----|
| Double-figure points   | -- | -- |
| Double-doubles         | -- | -- |
| 20-point games         | -- | -- |
| Dunks                  | 1  | 4  |
| 3+ 3-point field goals | -- | -- |
| 5+ rebounds            | -- | -- |
| 2+ blocks              | -- | -- |
| Three-point plays      | -- | 1  |

Career Statistics

| Season  | GP-GS | Min | FG-FGA | Pct. | 3PT-A | Pct. | FT-FTA | Pct. | Reb | Avg. | PF-DQ | Ast | TO | Blk | Stl | Pts | Avg |
|---------|-------|-----|--------|------|-------|------|--------|------|-----|------|-------|-----|----|-----|-----|-----|-----|
| 2022-23 | 13-0  | 42  | 8-11   | .727 | 0-0   | .000 | 4-6    | .667 | 13  | 1.0  | 4-0   | 1   | 3  | 0   | 1   | 20  | 1.5 |
| 2023-24 | 3-0   | 18  | 2-3    | .667 | 0-0   | .000 | 1-4    | .250 | 5   | 2.5  | 3-0   | 0   | 2  | 1   | 0   | 5   | 2.5 |
| Totals  | 16-0  | 59  | 10-14  | .714 | 0-0   | .000 | 5-10   | .500 | 18  | 1.2  | 7-0   | 1   | 5  | 1   | 1   | 25  | 1.7 |

#3 • JEREMY ROACH

Captain • G • 6-2 • 180 • Sr. • Leesburg, Va. • St. Paul VI

2023-24 Season

- » Voted team captain for the second straight year
- » Named to preseason watch list for Jerry West Shooting Guard of the Year award
- » Eclipsed 1,000 career points in Duke's game versus Arizona -- is the 68th all-time 1,000-point scorer for Duke and currently stands at 1,368 career points -- 39th in program history
- » Roach's overall ORtg on KenPom (127.2) is 55th nationally and his conference-play ORtg (125.4) is fourth-best in the league
- » As of 2/29, Roach is sixth in the ACC in assist-turnover ratio (2.41) and has gone 47-of-52 (.904) from the charity stripe in 17 conference games -- the second-best percentage in the league
- » A season-high 22 points at Arkansas, on 7-of-13 shooting, along with 7-of-9 from the free throw line
- » Played all 40 minutes at Georgia Tech, setting a new career-high with eight rebounds while scoring 20 points on 6-of-12 shooting and dishing five assists
- » Season-high eight assists versus Hofstra while scoring 19 points on 7-of-11 shooting, including 3-of-5 from beyond the arc for the second consecutive game
- » Connected on 4-of-5 from deep at Virginia Tech (1/29), leading Duke in points with 16 en route to the road victory
- » Has scored at least 10 points in six of his last seven games, averaging 14.9 points during that stretch while dishing 24 assists
- » Went 4-of-6 from beyond the arc at Miami (2/21), matching the season-high he set at Virginia Tech, en route to 16 total points
- » Shot 6-of-8 from the field at Wake Forest (2/24), including a perfect 1-for-1 from deep and 3-for-3 at the free throw line
- » Scored 19 points in his 100th career start, shooting 8-of-11 overall, including 3-of-4 on 3-pointers, versus Louisville (2/28)

LAST FIVE GAME STATS

| Date | Opponent         | Start | FG   | Pct. | 3FG | Pct.  | FT  | Pct.  | Reb | PF | Pts | Ast | TO | Blk | Stl | Min |
|------|------------------|-------|------|------|-----|-------|-----|-------|-----|----|-----|-----|----|-----|-----|-----|
| 2/12 | Wake Forest      | *     | 5-8  | .625 | 2-4 | .500  | 0-0 | .000  | 1-1 | 3  | 12  | 5   | 3  | 0   | 1   | 30  |
| 2/17 | at Florida State | *     | 5-12 | .417 | 2-4 | .500  | 5-6 | .833  | 0-2 | 2  | 17  | 4   | 4  | 0   | 1   | 36  |
| 2/21 | at Miami         | *     | 4-8  | .500 | 4-6 | .667  | 4-5 | .800  | 1-2 | 3  | 16  | 3   | 2  | 0   | 1   | 24  |
| 2/24 | at Wake Forest   | *     | 6-8  | .750 | 1-1 | 1.000 | 3-3 | 1.000 | 1-2 | 3  | 16  | 2   | 3  | 0   | 0   | 28  |
| 2/28 | Louisville       | *     | 8-11 | .727 | 3-4 | .750  | 0-0 | .000  | 1-5 | 6  | 19  | 1   | 1  | 0   | 3   | 35  |

CAREER HIGHS

SEASON HIGHS

|   |          |                                     |
|---|----------|-------------------------------------|
| 23, 2x, last vs. Oral Roberts (3/16/23) | Points   | 22 at Arkansas (11/29/23)           |
| 8 at Georgia Tech (12/2/23)             | Rebounds | 8 at Georgia Tech (12/2/23)         |
| 11 vs. Virginia Tech (2/25/23)          | Assists  | 8 vs. Hofstra (12/12/23)            |
| 5 vs. SC State (12/14/21)               | Steals   | 4 at Notre Dame (1/6/24)            |
| 2 vs. Elon (12/18/21)                   | Blocks   | 1, 3x, last vs. Notre Dame (2/7/24) |
| 9, 5x, last at North Carolina (2/3/24)  | FG Made  | 9 at North Carolina (2/3/24)        |
| 5 vs. Syracuse (3/10/22)                | 3FG Made | 4, 2x, last at Miami (2/21/24)      |
| 9 at Notre Dame (1/6/24)                | FT Made  | 9 at Notre Dame (1/6/24)            |
| 40, 4x, last vs. Baylor (12/20/23)      | Minutes  | 40, 2x, last vs. Baylor (12/20/23)  |

Career

- » All-ACC Honorable Mention, All-ACC Tournament First Team
- » Voted team captain for both the 2022-23 and 2023-24 season
- » Duke is 14-2 when Roach hits three or more threes in a game
- » A four-year player for Duke that has vast experience, including leading the Blue Devils as the starting point guard on the 2022 Final Four team as a sophomore and earning All-ACC Honorable Mention and All-ACC Tournament First Team honors as a junior
- » Named to the All-NCAA Tournament West Regional Team during the 2021-22 season

Personal

- » His brother Jordan played basketball at Christopher-Newport University and his sister Chloe played at Eastern Mennonite University

Career Statistics

| Season  | GP-GS   | Min  | FG-FGA   | Pct. | 3PT-A   | Pct. | FT-FTA  | Pct. | Reb | Avg. | PF-DQ | Ast | TO  | Blk | Stl | Pts  | Avg  |
|---------|---------|------|----------|------|---------|------|---------|------|-----|------|-------|-----|-----|-----|-----|------|------|
| 2020-21 | 24-18   | 657  | 78-172   | .453 | 26-84   | .310 | 27-40   | .675 | 52  | 2.2  | 65-2  | 66  | 47  | 1   | 18  | 209  | 8.7  |
| 2021-22 | 39-27   | 1145 | 118-288  | .410 | 39-121  | .322 | 61-80   | .763 | 94  | 2.4  | 86-0  | 123 | 63  | 4   | 33  | 336  | 8.6  |
| 2022-23 | 32-30   | 1062 | 159-373  | .426 | 46-134  | .343 | 71-91   | .780 | 79  | 2.5  | 58-1  | 99  | 71  | 0   | 28  | 435  | 13.6 |
| 2023-24 | 27-25   | 847  | 132-266  | .496 | 47-98   | .480 | 77-89   | .865 | 68  | 2.5  | 62-1  | 82  | 34  | 3   | 33  | 388  | 14.4 |
| Totals  | 122-100 | 3711 | 487-1099 | .443 | 158-437 | .362 | 236-300 | .787 | 293 | 2.4  | 271-4 | 370 | 215 | 8   | 112 | 1368 | 11.2 |

Career ACC Regular Season Statistics

| Season  | GP-GS | Min  | FG-FGA  | Pct. | 3PT-A  | Pct. | FT-FTA  | Pct. | Reb | Avg. | PF-DQ | Ast | TO  | Blk | Stl | Pts | Avg  |
|---------|-------|------|---------|------|--------|------|---------|------|-----|------|-------|-----|-----|-----|-----|-----|------|
| 2020-21 | 18-15 | 511  | 62-137  | .453 | 20-68  | .294 | 19-26   | .731 | 37  | 2.1  | 50-1  | 45  | 38  | 0   | 14  | 163 | 9.1  |
| 2021-22 | 20-11 | 546  | 46-120  | .383 | 17-54  | .315 | 29-38   | .763 | 43  | 2.2  | 45-0  | 66  | 25  | 1   | 9   | 138 | 6.9  |
| 2022-23 | 16-14 | 514  | 79-180  | .439 | 21-64  | .328 | 27-37   | .730 | 38  | 2.4  | 30-1  | 50  | 33  | 0   | 10  | 206 | 12.9 |
| 2023-24 | 16-14 | 488  | 79-162  | .488 | 31-62  | .500 | 47-52   | .904 | 48  | 3.0  | 37-0  | 47  | 25  | 1   | 20  | 236 | 14.8 |
| Totals  | 70-54 | 2059 | 264-599 | .441 | 89-248 | .359 | 122-153 | .797 | 166 | 2.4  | 162-2 | 208 | 121 | 2   | 53  | 743 | 10.6 |

PRODUCTION

Season Career

|                      |    |    |
|----------------------|----|----|
| Double-figure points | 20 | 69 |
| Double-doubles       | -- | 1  |
| 20-point games       | 3  | 11 |
| Dunks                | -- | 2  |
| 5+ rebounds          | 2  | 10 |
| 2+ steals            | 9  | 32 |
| 3+ assists           | 18 | 68 |
| Three-point plays    | 5  | 19 |

2023-24 Season

- » Went 2-of-5 from deep to tally six points in 12 minutes against UNC Pembroke
- » Underwent season-ending surgery (left knee), and is redshirting this season

Career

- » Made his Duke debut in the 2022-23 season-opener against Jacksonville, playing four minutes
- » Averaged 2.1 points in 14 total games played as a freshman
- » Went 7-of-20 (.350) from beyond the arc

High School

- » Rated as the No. 50 overall player in ESPN 100's rankings for the class of 2022
- » Ranked as the No. 9 player at his position (shooting guard) by ESPN
- » Named the 2022 Gatorade Player of the Year in Illinois
- » Led Yorkville Christian to the Class 1A state title in 2021-22
- » As a senior, averaged 24.6 points, 6.3 rebounds and shot .520 from the field and .390 from three-point range
- » Averaged 26.2 points, 7.9 rebounds, 3.9 assists and 3.6 steals as a junior in 2020-21
- » Chose the Blue Devils over Michigan State and Florida, among others

LAST FIVE GAME STATS

| Date | Opponent         | Start | FG  | Pct.     | 3FG | Pct. | FT | Pct. | Reb | PF | Pts | Ast | TO | Blk | Stl | Min |
|------|------------------|-------|-----|----------|-----|------|----|------|-----|----|-----|-----|----|-----|-----|-----|
| 2/12 | Wake Forest      |       | dnp | (injury) |     |      |    |      |     |    |     |     |    |     |     |     |
| 2/17 | at Florida State |       | dnp | (injury) |     |      |    |      |     |    |     |     |    |     |     |     |
| 2/21 | at Miami         |       | dnp | (injury) |     |      |    |      |     |    |     |     |    |     |     |     |
| 2/24 | at Wake Forest   |       | dnp | (injury) |     |      |    |      |     |    |     |     |    |     |     |     |
| 2/28 | Louisville       |       | dnp | (injury) |     |      |    |      |     |    |     |     |    |     |     |     |

CAREER HIGHS

|                                     |          |    |
|-------------------------------------|----------|----|
| 9 vs. UMES (12/10/22)               | Points   | -- |
| 5 vs. UMES (12/10/22)               | Rebounds | -- |
| 1, 4x, last vs. Pittsburgh (3/9/23) | Assists  | -- |
| 1 at Miami (2/6/23)                 | Steals   | -- |
| 1, 2x, last vs. Pittsburgh (3/9/23) | Blocks   | -- |
| 3 vs. UMES (12/10/22)               | FG Made  | -- |
| 3 vs. UMES (12/10/22)               | 3FG Made | -- |
| 2 vs. USC Upstate (11/11/22)        | FT Made  | -- |
| 19 vs. UMES (12/10/22)              | Minutes  | -- |

SEASON HIGHS

PRODUCTION

|                        | Season | Career |
|------------------------|--------|--------|
| Double-figure points   | --     | --     |
| Double-doubles         | --     | --     |
| 20-point games         | --     | --     |
| Dunks                  | --     | --     |
| 3+ 3-point field goals | --     | 1      |
| 5+ rebounds            | --     | 1      |
| 2+ blocks              | --     | --     |
| Three-point plays      | --     | --     |

CAREER STATISTICS

| Season  | GP-GS | Min | FG-FGA | Pct. | 3PT-A | Pct. | FT-FTA | Pct. | Reb | Avg. | PF-DQ | Ast | TO | Blk | Stl | Pts | Avg |
|---------|-------|-----|--------|------|-------|------|--------|------|-----|------|-------|-----|----|-----|-----|-----|-----|
| 2022-23 | 14-0  | 96  | 10-28  | .357 | 7-20  | .350 | 2-4    | .500 | 15  | 1.1  | 4-0   | 6   | 0  | 2   | 1   | 29  | 2.1 |
| 2023-24 | --    | --  | --     | --   | --    | --   | --     | --   | --  | --   | --    | --  | -- | --  | --  | --  | --  |
| Totals  | 14-0  | 96  | 10-28  | .357 | 7-20  | .350 | 2-4    | .500 | 15  | 1.1  | 4-0   | 6   | 0  | 2   | 1   | 29  | 2.1 |

2023-24 Season

- » Holds the program record for standing vertical at 36 inches, breaking the previous mark -- 35.5 inches -- held by Zion Williamson
- » Scored 12 points while shooting 6-for-7 from the field against UNC Pembroke -- also snagged six rebounds while recording an assist and a steal
- » Made Duke debut with six points on 3-of-4 shooting while also grabbing five rebounds in 10 minutes of action
- » Played 16 minutes against Bucknel (11/17), scoring six points with seven rebounds and swiped a team-high three steals
- » First double-double of his career with 16 points (7-of-9 from the field) and 10 rebounds in a career-high 18 minutes versus La Salle (11/21)
- » Played 15 minutes at Louisville (1/23), grabbing six key rebounds and adding two blocks
- » Scored four points while also securing five rebounds and swiping three steals versus Notre Dame (2/7)
- » Nine points and nine rebounds versus Louisville -- both an ACC-best for the freshman -- in just 11 minutes of action

High School

- » Rated by 247Sports with five stars as the No. 21 player nationally, the No. 6 power forward and the No. 2 player from the state of Florida
- » Rated by ESPN with five stars as the No. 19 player nationally, the No. 5 power forward and the No. 1 player from the state of Florida
- » Named a McDonald's All-American, scoring six points for Team East while also grabbing a game-high eight rebounds
- » Joins former Blue Devils RJ Barrett and Darius Whitehead from powerhouse Montverde Academy
- » Transferred to Montverde for his senior season after beginning his high school career at Windermere (Fla.), where he averaged 20.5 points, 13.6 rebounds and shot .521 from the field and totaled 553 points as a junior
- » Played for the USA U-17 National Team, helping the squad to a gold medal at the 2022 FIBA World Cup in Spain in July
- » Scored 10 points with 10 rebounds in the FIBA World Cup gold medal game win over Spain, 79-67
- » Played for the Florida Rebels on the Nike EYBL circuit
- » Also had offers from Michigan, Georgetown and Ohio State among others
- » Grew up a Duke fan, living on the same street as former Blue Devil Grant Hill
- » His father, Mike, played eight years in the NBA, while his grandfather, Mike, played at Santa Clara where he was the WCC Player of the Year in 1972

Personal

- » Son of Michael and Nicole Stewart
- » Has a brother, Miles

Career Statistics

| Season  | GP-GS | Min | FG-FGA | Pct. | 3PT-A | Pct. | FT-FTA | Pct. | Reb | Avg. | PF-DQ | Ast | TO | Blk | Stl | Pts | Avg |
|---------|-------|-----|--------|------|-------|------|--------|------|-----|------|-------|-----|----|-----|-----|-----|-----|
| 2023-24 | 25-0  | 189 | 25-46  | .543 | 0-0   | .000 | 11-21  | .524 | 77  | 3.1  | 35-0  | 4   | 9  | 9   | 13  | 61  | 2.4 |
| Totals  | 25-0  | 189 | 25-46  | .543 | 0-0   | .000 | 11-21  | .524 | 77  | 3.1  | 35-0  | 4   | 9  | 9   | 13  | 61  | 2.4 |

Career ACC Regular Season Statistics

| Season  | GP-GS | Min | FG-FGA | Pct. | 3PT-A | Pct. | FT-FTA | Pct. | Reb | Avg. | PF-DQ | Ast | TO | Blk | Stl | Pts | Avg |
|---------|-------|-----|--------|------|-------|------|--------|------|-----|------|-------|-----|----|-----|-----|-----|-----|
| 2023-24 | 15-0  | 106 | 9-17   | .529 | 0-0   | .000 | 8-14   | .571 | 43  | 2.9  | 21-0  | 3   | 5  | 4   | 8   | 26  | 1.7 |
| Totals  | 15-0  | 106 | 9-17   | .529 | 0-0   | .000 | 8-14   | .571 | 43  | 2.9  | 21-0  | 3   | 5  | 4   | 8   | 26  | 1.7 |

LAST FIVE GAME STATS

| Date | Opponent         | Start | FG  | Pct.  | 3FG | Pct. | FT  | Pct. | Reb   | PF | Pts | Ast | TO | Blk | Stl | Min |
|------|------------------|-------|-----|-------|-----|------|-----|------|-------|----|-----|-----|----|-----|-----|-----|
| 2/12 | Wake Forest      |       | 0-0 | .000  | 0-0 | .000 | 0-0 | .000 | 0-1-1 | 2  | 0   | 0   | 1  | 0   | 0   | 2   |
| 2/17 | at Florida State |       | 0-0 | .000  | 0-0 | .000 | 0-0 | .000 | 2-2-4 | 1  | 0   | 0   | 0  | 0   | 1   | 4   |
| 2/21 | at Miami         |       | 1-3 | .333  | 0-0 | .000 | 0-0 | .000 | 3-5-8 | 4  | 2   | 0   | 1  | 0   | 1   | 11  |
| 2/24 | at Wake Forest   |       | 0-0 | .000  | 0-0 | .000 | 0-0 | .000 | 0-0-0 | 0  | 0   | 0   | 0  | 0   | 0   | 2   |
| 2/28 | Louisville       |       | 3-3 | 1.000 | 0-0 | .000 | 3-4 | .750 | 4-5-9 | 3  | 9   | 2   | 1  | 0   | 0   | 11  |

CAREER HIGHS

|                                     |          |                                     |
|-------------------------------------|----------|-------------------------------------|
| 16 vs. La Salle (11/21/23)          | Points   | 16 vs. La Salle (11/21/23)          |
| 10 vs. La Salle (11/21/23)          | Rebounds | 10 vs. La Salle (11/21/23)          |
| 2 vs. Louisville (2/28/24)          | Assists  | 2 vs. Louisville (2/28/24)          |
| 3, 2x, last vs. Notre Dame (2/7/24) | Steals   | 3, 2x, last vs. Notre Dame (2/7/24) |
| 2, 2x, last at Louisville (1/23/24) | Blocks   | 2, 2x, last at Louisville (1/23/24) |
| 7 vs. La Salle (11/21/23)           | FG Made  | 7 vs. La Salle (11/21/23)           |
| --                                  | 3FG Made | --                                  |
| 3 vs. Louisville (2/28/24)          | FT Made  | 3 vs. Louisville (2/28/24)          |
| 18 vs. La Salle (11/21/23)          | Minutes  | 18 vs. La Salle (11/21/23)          |

SEASON HIGHS

PRODUCTION

|                        | Season | Career |
|------------------------|--------|--------|
| Double-figure points   | 1      | 1      |
| Double-doubles         | 1      | 1      |
| 20-point games         | --     | --     |
| Dunks                  | 9      | 9      |
| 3+ 3-point field goals | --     | --     |
| 5+ rebounds            | 8      | 8      |
| 2+ steals              | 2      | 2      |
| 2+ blocks              | 3      | 3      |
| Three-point plays      | --     | --     |

2023-24 Season

- » Named a team captain along with senior Jeremy Roach and sophomore Tyrese Proctor
- » Scored his 1,000 career point in Duke's win over Baylor (12/20)
- » Scored eight points, grabbed seven rebounds and finished with a game-high plus-minus of +24 against Michigan State
- » Dished out five assists against Bucknell, adding in two points and three rebounds in 14 minutes of play
- » Made key plays down the stretch versus Baylor, helping Duke rally from a second-half deficit and win, 78-70
- » A then-season-high three field-goals at Pittsburgh (1/9), scoring eight points in 16 minutes of action while adding five rebounds and two blocks
- » Finished one rebound shy of his first double-double of the season, scoring 10 points and grabbing nine rebounds versus Georgia Tech (1/13)
- » 10 points and four rebounds at Virginia Tech (1/29), making a season-high five field goals at an 83% clip (5-of-6)

Career

- » Enrolled at Duke prior to the 2022-23 season after graduating from Northwestern where he played under former Blue Devil Chris Collins
- » Holds his undergraduate degree from Northwestern in learning and organizational change and is enrolled in Duke's Fuqua School of Business to pursue an accelerated MBA
- » Finished Northwestern career with 37 starts in 86 games played, averaging 8.7 points on .553 shooting from the field and 5.1 rebounds
- » Three-time Academic All-Big Ten honoree and a three-time Big Ten Distinguished Scholar
- » Became the first Blue Devil in history to record a 20-10 double-double while not missing a shot with 20 points and 12 rebounds, going 7-of-7 from the field and 6-of-6 from the free throw line, in a win over Florida State (12/31) -- it was his 100th career game played
- » Has played 150 career games between Northwestern and Duke, with career averages of 7.1 points, 4.9 rebounds and a .580 field goal percentage

Personal

- » His mother, Tammy, played volleyball at Syracuse and his father, Patrick, was on the crew team at Syracuse
- » His sister, Jordan, played volleyball at George Washington and his brother, Kyle, played basketball at Siena and later transferred to Flagler
- » Holds an undergraduate degree from Northwestern in learning and organizational change and is enrolled in Duke's Fuqua School of Business to pursue a graduate degree

Career Statistics

| Season   | GP-GS  | Min  | FG-FGA  | Pct. | 3PT-A | Pct. | FT-FTA  | Pct. | Reb | Avg. | PF-DQ | Ast | TO  | Blk | Stl | Pts  | Avg |
|----------|--------|------|---------|------|-------|------|---------|------|-----|------|-------|-----|-----|-----|-----|------|-----|
| 2019-20* | 31-31  | 799  | 107-200 | .535 | 3-21  | .143 | 63-94   | .670 | 189 | 6.1  | 64-1  | 45  | 43  | 15  | 15  | 280  | 9.0 |
| 2020-21* | 24-5   | 455  | 70-123  | .569 | 1-2   | .500 | 45-61   | .738 | 114 | 4.8  | 44-0  | 34  | 34  | 10  | 11  | 186  | 7.8 |
| 2021-22* | 31-1   | 529  | 104-186 | .559 | 1-6   | .167 | 69-102  | .676 | 131 | 4.2  | 62-1  | 29  | 37  | 10  | 11  | 278  | 9.0 |
| 2022-23  | 36-9   | 635  | 89-130  | .685 | 0-0   | .000 | 52-64   | .813 | 199 | 5.5  | 77-1  | 48  | 42  | 17  | 9   | 230  | 6.4 |
| 2023-24  | 28-2   | 326  | 34-57   | .596 | 0-1   | .000 | 20-29   | .690 | 98  | 3.5  | 45-1  | 27  | 25  | 15  | 6   | 88   | 3.1 |
| Totals   | 150-48 | 2743 | 404-696 | .580 | 5-30  | .167 | 249-350 | .711 | 731 | 4.9  | 292-4 | 183 | 181 | 67  | 52  | 1062 | 7.1 |

\* at Northwestern

Career ACC Regular Season Statistics

| Season  | GP-GS | Min | FG-FGA | Pct. | 3PT-A | Pct. | FT-FTA | Pct. | Reb | Avg. | PF-DQ | Ast | TO | Blk | Stl | Pts | Avg |
|---------|-------|-----|--------|------|-------|------|--------|------|-----|------|-------|-----|----|-----|-----|-----|-----|
| 2022-23 | 20-6  | 370 | 55-79  | .696 | 0-0   | .000 | 32-41  | .780 | 116 | 5.8  | 43-1  | 30  | 19 | 11  | 5   | 142 | 7.1 |
| 2023-24 | 17-1  | 199 | 23-40  | .575 | 0-0   | .000 | 8-13   | .615 | 62  | 3.6  | 31-1  | 13  | 17 | 10  | 4   | 54  | 3.2 |
| Totals  | 37-7  | 569 | 78-119 | .655 | 0-0   | .000 | 40-54  | .741 | 178 | 4.8  | 74-2  | 43  | 36 | 21  | 9   | 196 | 5.3 |

LAST FIVE GAME STATS

| Date | Opponent         | Start | FG  | Pct.  | 3FG | Pct. | FT  | Pct. | Reb   | PF | Pts | Ast | TO | Blk | Stl | Min |
|------|------------------|-------|-----|-------|-----|------|-----|------|-------|----|-----|-----|----|-----|-----|-----|
| 2/12 | Wake Forest      |       | 0-0 | .000  | 0-0 | .000 | 0-0 | .000 | 0-1-1 | 0  | 0   | 0   | 0  | 0   | 0   | 2   |
| 2/17 | at Florida State |       | 0-2 | .000  | 0-0 | .000 | 0-0 | .000 | 1-1-2 | 1  | 0   | 1   | 0  | 1   | 2   | 14  |
| 2/21 | at Miami         |       | 2-2 | 1.000 | 0-0 | .000 | 0-0 | .000 | 3-6-9 | 0  | 4   | 2   | 0  | 0   | 0   | 10  |
| 2/24 | at Wake Forest   |       | 0-0 | .000  | 0-0 | .000 | 3-4 | .750 | 2-1-3 | 5  | 3   | 0   | 1  | 0   | 1   | 11  |
| 2/28 | Louisville       |       | 1-3 | .333  | 0-0 | .000 | 0-1 | .000 | 3-0-3 | 0  | 2   | 1   | 0  | 0   | 0   | 11  |

CAREER HIGHS

|  |          |   |
|--|----------|---|
| 25 vs. SIU-Edwardsville (12/15/19)     | Points   | 10, 2x, last at Virginia Tech (1/29/24) |
| 15 vs. Oregon State (11/24/22)         | Rebounds | 9, 2x, last at Miami (2/21/24)          |
| 5, 3x, last vs. Bucknell (11/17/23)    | Assists  | 5 vs. Bucknell (11/17/23)               |
| 3, 2x, last vs. Jacksonville (11/7/22) | Steals   | 2 at Florida State (2/17/24)            |
| 3 vs. Penn State (3/7/20)              | Blocks   | 2, 3x, last vs. Pittsburgh (1/20/24)    |
| 11 vs. SIU-Edwardsville (12/15/19)     | FG Made  | 5 at Virginia Tech (1/29/24)            |
| 1, 5x, last at Michigan (1/26/22)      | 3FG Made | --                                      |
| 11 vs. Norfolk State (11/22/19)        | FT Made  | 4, 2x, last vs. Queens (12/30/23)       |
| 40 vs. Indiana (2/10/21)               | Minutes  | 26 vs. Pittsburgh (1/20/24)             |

SEASON HIGHS

PRODUCTION

|                      | Season | Career |
|----------------------|--------|--------|
| Double-figure points | 2      | 44     |
| Double-doubles       | --     | 5      |
| 20-point games       | --     | 4      |
| Dunks                | 2      | 3*     |
| 5+ rebounds          | 7      | 73     |
| 3+ assists           | 2      | 19     |
| 2+ steals            | 1      | 11     |
| 2+ blocks            | 3      | 13     |
| Three-point plays    | --     | 5*     |

\* stats from Northwestern not included

ACC WEEKLY HONORS

2023-24 Season

|                 |                    |                    |
|-----------------|--------------------|--------------------|
| Kyle Filipowski | Player of the Week | Dec. 18            |
| Jared McCain    | Rookie of the Week | Jan. 29<br>Feb. 19 |

Career Honors by Blue Devils

|                 |                    |   |
|-----------------|--------------------|---|
| Kyle Filipowski | Rookie of the Week | 9 |
|                 | Player of the Week | 1 |
| Jared McCain    | Rookie of the Week | 2 |
| Jeremy Roach    | Player of the Week | 1 |

Notable

Over the last 10 seasons (since the start of 2013-14), Duke has had an ACC Rookie of the Week in 85 of a possible 184 weeks (46.2%). Twenty-four different Blue Devils have won the award at least once in that time.

as of Feb. 26, 2024

Most ACC Player of the Week Selections

|                |     |
|----------------|-----|
| North Carolina | 155 |
| Duke           | 147 |
| Virginia       | 86  |
| Wake Forest    | 84  |
| NC State       | 81  |
| Georgia Tech   | 62  |
| Clemson        | 49  |
| Florida State  | 30  |
| Virginia Tech  | 27  |
| Miami          | 19  |
| Boston College | 18  |
| Notre Dame     | 17  |
| Pittsburgh     | 15  |
| Louisville     | 12  |
| Syracuse       | 12  |

as of Feb. 26, 2024

Most ACC Rookie of the Week Selections

|                |     |
|----------------|-----|
| Duke           | 158 |
| North Carolina | 96  |
| Georgia Tech   | 89  |
| Virginia       | 80  |
| Wake Forest    | 76  |
| NC State       | 72  |
| Clemson        | 51  |
| Florida State  | 35  |
| Boston College | 15  |
| Syracuse       | 15  |
| Miami          | 14  |
| Virginia Tech  | 11  |
| Pittsburgh     | 9   |
| Notre Dame     | 8   |
| Louisville     | 6   |

as of Feb. 26, 2024



# SEASON RESULTS

Overall Record: 22-6 (Home: 14-2; Road: 6-4; Neutral: 2-0) | ACC Record: 13-4 (Home: 7-1; Road: 6-3)

| Date | AP Rank | DU | OPP | Opponent               | Result    | High Points          | High Rebounds        | High Assists           | High Steals          | High Blocks             | Attendance |
|------|---------|----|-----|------------------------|-----------|----------------------|----------------------|------------------------|----------------------|-------------------------|------------|
| N 6  | 2       | -  |     | DARTMOUTH              | W, 92-54  | Filipowski (25)      | Filipowski/Young (7) | Proctor (8)            | Blakes (3)           | Blakes (2)              | ^ 9,314    |
| N 10 | 2       | 12 |     | ARIZONA                | L, 73-78  | Filipowski (25)      | Filipowski (8)       | McCain/Proctor (5)     | McCain (3)           | Mitchell (2)            | ^ 9,314    |
| N 14 | 9       | 18 |     | vs. Michigan State - 1 | W, 74-65  | Foster (18)          | Filipowski (8)       | Proctor (6)            | Mitchell/Proctor (2) | Filipowski (2)          | 18,780     |
| N 17 | 9       | -  |     | BUCKNELL - 2           | W, 90-60  | Mitchell (20)        | McCain (10)          | Foster (6)             | Stewart (3)          | Filipowski/Mitchell (1) | ^ 9,314    |
| N 21 | 9       | -  |     | LA SALLE - 2           | W, 95-66  | Proctor (22)         | Stewart (10)         | Filipowski/Proctor (4) | Four players (1)     | Filipowski (2)          | ^ 9,314    |
| N 24 | 9       | -  |     | SOUTHERN INDIANA - 2   | W, 80-62  | Filipowski (21)      | Filipowski (14)      | Proctor (7)            | McCain (2)           | Filipowski (3)          | ^ 9,314    |
| N 29 | 7       | RV |     | at Arkansas - 3        | L, 75-80  | Filipowski (26)      | McCain (11)          | McCain/Roach (3)       | Three players (2)    | Young (2)               | ^ 20,344   |
| D 2  | 7       | -  |     | at Georgia Tech *      | L, 68-72  | Roach (20)           | Filipowski (9)       | Filipowski/Roach (5)   | Foster/Roach (2)     | Filipowski (4)          | 7,758      |
| D 9  | 22      | -  |     | CHARLOTTE              | W, 80-56  | McCain (21)          | Filipowski (13)      | Filipowski (4)         | Mitchell/Roach (2)   | Filipowski/Young (1)    | ^ 9,314    |
| D 12 | 21      | -  |     | HOFSTRA                | W, 89-68  | Filipowski (28)      | Filipowski (12)      | Filipowski/Roach (8)   | McCain/Roach (2)     | Filipowski (3)          | ^ 9,314    |
| D 20 | 21      | 10 |     | vs. Baylor - 4         | W, 78-70  | McCain (21)          | Filipowski (10)      | Filipowski (4)         | Filipowski (3)       | None                    | 18,512     |
| D 30 | 16      | -  |     | QUEENS                 | W, 106-69 | McCain (24)          | Mitchell (8)         | Proctor/Roach (4)      | McCain (3)           | Filipowski (5)          | ^ 9,314    |
| J 2  | 14      | -  |     | SYRACUSE *             | W, 86-66  | Mitchell (21)        | Filipowski (7)       | Proctor (4)            | Blakes (3)           | Mitchell (2)            | ^ 9,314    |
| J 6  | 14      | -  |     | at Notre Dame *        | W, 67-59  | Mitchell (23)        | Mitchell (14)        | Filipowski (4)         | Roach (4)            | Filipowski (3)          | 8,066      |
| J 9  | 11      | -  |     | at Pittsburgh *        | W, 75-53  | Filipowski (26)      | Filipowski (10)      | Foster (7)             | Five players (1)     | Young (2)               | 11,476     |
| J 13 | 11      | -  |     | GEORGIA TECH *         | W, 84-79  | Filipowski (30)      | Filipowski (13)      | Filipowski/Foster (4)  | Filipowski/Roach (2) | Filipowski (2)          | ^ 9,314    |
| J 20 | 7       | -  |     | PITTSBURGH *           | L, 76-80  | McCain (24)          | Foster (6)           | Foster (5)             | Foster (3)           | Young (2)               | ^ 9,314    |
| J 23 | 12      | -  |     | at Louisville *        | W, 83-69  | Proctor (24)         | Filipowski (15)      | Filipowski (5)         | McCain/Roach (2)     | Stewart (2)             | 12,620     |
| J 27 | 12      | -  |     | CLEMSON *              | W, 72-71  | McCain (21)          | Mitchell (6)         | Three players (2)      | McCain (3)           | Filipowski (4)          | ^ 9,314    |
| J 29 | 7       | -  |     | at Virginia Tech *     | W, 77-67  | Roach (16)           | McCain (10)          | Proctor (5)            | Filipowski (1)       | Mitchell (2)            | ^ 8,925    |
| F 3  | 7       | 3  |     | at North Carolina *    | L, 84-93  | McCain (23)          | McCain (11)          | Three players (2)      | McCain (2)           | Mitchell (3)            | ^ 21,750   |
| F 7  | 9       | -  |     | NOTRE DAME *           | W, 71-53  | Foster/Mitchell (13) | Mitchell (10)        | Filipowski (3)         | Stewart (3)          | Young (2)               | ^ 9,314    |
| F 10 | 9       | -  |     | BOSTON COLLEGE *       | W, 80-65  | Mitchell (17)        | McCain (10)          | McCain (5)             | Four players (1)     | Filipowski (1)          | ^ 9,314    |
| F 12 | 9       | -  |     | WAKE FOREST *          | W, 77-69  | Mitchell (23)        | Filipowski (11)      | Roach (5)              | Four players (1)     | Filipowski/Mitchell (2) | ^ 9,314    |
| F 17 | 9       | -  |     | at Florida State *     | W, 76-67  | McCain (35)          | Filipowski (8)       | Foster/Roach (4)       | McCain (3)           | Young (1)               | ^ 11,500   |
| F 21 | 8       | -  |     | at Miami *             | W, 84-55  | Roach (16)           | Young (9)            | Proctor (5)            | Four players (1)     | Filipowski (3)          | ^ 7,972    |
| F 24 | 8       | -  |     | at Wake Forest *       | L, 83-79  | Filipowski (17)      | Filipowski (8)       | Filipowski (5)         | Mitchell (2)         | McCain/Mitchell (1)     | ^ 14,744   |
| F 28 | 10      | -  |     | LOUISVILLE *           | W, 84-59  | Roach (19)           | Filipowski (10)      | Proctor (7)            | Mitchell/Roach (3)   | Filipowski/Mitchell (1) | ^ 9,314    |

Duke/opponent AP ranking at time of game | Home games in caps

\* - denotes ACC opponent | ^ - denotes sellout

1 - State Farm Champions Classic (United Center, Chicago, Ill.)

2 - Blue Devil Challenge

3 - ACC/SEC Challenge

4 - SentinelOne Classic (Madison Square Garden, New York, NY.)

## 2023-24 ATTENDANCE FIGURES

| Site          | Games     | Sellouts  | Total          | Average       |
|---------------|-----------|-----------|----------------|---------------|
| Home          | 16        | 16        | 149,024        | 9,314         |
| Away          | 10        | 6         | 125,155        | 12,515        |
| Neutral       | 2         | --        | 37,292         | 18,646        |
| <b>Totals</b> | <b>28</b> | <b>22</b> | <b>311,471</b> | <b>11,124</b> |

## DUKE RECORD WHEN...

|  |             |  |             |                                   |             |
|--|-------------|--|-------------|-----------------------------------|-------------|
| <b>Plays at home</b>                       | <b>14-2</b> | Has more TOs than opponent                           | 6-3         | Plays on Sunday                   | --          |
| Plays on the road                          | 6-4         | Has equal or less TOs than opponent                  | 16-3        | Plays on Monday                   | 3-0         |
| Plays at neutral site                      | 2-0         | Scores more/equal bench points                       | 13-2        | Plays on Tuesday                  | 6-0         |
| <b>Record vs. the ACC (regular season)</b> | <b>13-4</b> | Scores less bench points                             | 9-4         | Plays on Wednesday                | 4-1         |
| Record against non-conference              | 9-2         | Makes 5+ 3-Pt. shots                                 | 20-5        | Plays on Thursday                 | --          |
| <b>Plays an unranked opponent</b>          | <b>20-4</b> | No Duke player fouls out                             | 20-3        | Plays on Friday                   | 2-1         |
| Plays a ranked opponent                    | 2-2         | 1+ Duke player fouls out                             | 2-3         | <b>Plays on Saturday</b>          | <b>7-4</b>  |
| <b>Wins the game before</b>                | <b>17-5</b> | Has 20+ assists                                      | 5-0         | Margin is 5 pts. or less          | 2-5         |
| Loses the game before                      | 4-1         | Wears white uniforms                                 | 15-2        | Margin is between 6-10            | 6-1         |
| Leads at half                              | 20-1        | Wears royal blue uniforms                            | 4-2         | Margin is between 11-20           | 5-0         |
| Trails at half                             | 1-5         | Wears black uniforms                                 | 2-1         | Margin is more than 20            | 9-0         |
| Tied at half                               | 1-0         | Wears gray uniforms                                  | --          | Has a 20-pt. scorer               | 15-5        |
| Plays an overtime game                     | --          | Wears navy blue uniforms (Brotherhood)               | 0-1         | Has a 30-pt. scorer               | 2-0         |
| Shoots 50% or better                       | 10-2        | Wears alternate white uniforms (Cameron Brotherhood) | 1-0         | Scores 59 points or less          | --          |
| Shoots less than 50%                       | 12-4        | Plays in November                                    | 5-2         | Scores 60-69 points               | 1-1         |
| Opponent shoots 50% or less                | 20-2        | Plays in December                                    | 4-1         | Scores 70-79 points               | 8-4         |
| Shoots better than opponent                | 18-1        | Plays in January                                     | 7-1         | Scores 80-89 points               | 9-1         |
| Shoots worse than opponent                 | 4-5         | Plays in February                                    | 6-2         | Scores 90-99 points               | 3-0         |
| Has more FTs made than opponent            | 16-3        | <b>Plays in March</b>                                | <b>--</b>   | Scores 100+ points                | 1-0         |
| Has equal FTs made                         | 2-1         | Plays in April                                       | --          | <b>Plays on ESPN</b>              | <b>10-3</b> |
| Has less FTs made than opponent            | 4-2         | Plays during the day (before 6 p.m.)                 | 6-2         | Plays on ESPN2                    | 1-1         |
| Outrebounds opponent                       | 17-1        | <b>Plays at night (after 6 p.m.)</b>                 | <b>16-4</b> | Plays on ACC Network              | 9-1         |
| Is outrebounded                            | 5-4         |  |             | Plays on ABC                      | --          |
| Has equal rebounds                         | 0-1         |  |             | Plays on CBS/TBS                  | --          |
|  |             |  |             | Plays on Regional Sports Networks | --          |
|  |             |  |             | Plays on The CW                   | 2-1         |

## TEAM HIGHS & LOWS

|                        |      | <b>DUKE</b>                                | <b>OPPONENT</b>                           |
|------------------------|------|--|---|
| Points 1st Half        | High | 48 at Pittsburgh (1/9/24)                  | 45 by North Carolina (2/3/24)             |
|                        | Low  | 29, 2x, last vs. Wake Forest (2/12/24)     | 20 by Michigan State (11/14/23)           |
| Points 2nd Half        | High | 60 vs. Queens (12/30/23)                   | 47, 2x, last by Wake Forest (2/24/24)     |
|                        | Low  | 27 at Pittsburgh (1/9/24)                  | 27 by Southern Indiana (11/24/23)         |
| Total Points           | High | 106 vs. Queens (12/30/23)                  | 93 by North Carolina (2/3/24)             |
|                        | Low  | 67 at Notre Dame (1/6/24)                  | 53, 2x, last by Notre Dame (2/7/24)       |
| FG Made                | High | 40 vs. Queens (12/30/23)                   | 33 by North Carolina (2/3/24)             |
|                        | Low  | 21, 2x, last vs. Clemson (1/27/24)         | 19, 3x, last by Miami (2/21/24)           |
| FG Attempted           | High | 69, 2x, last at North Carolina (2/3/24)    | 69 by Wake Forest (2/12/24)               |
|                        | Low  | 48 vs. Charlotte (12/9/23)                 | 48 by Wake Forest (2/24/24)               |
| FG Percentage 1st Half | High | .625 (15-of-24) at Florida State (2/17/24) | .520 (13-of-25) by Wake Forest (2/24/24)  |
|                        | Low  | .310 (9-of-29) at Notre Dame (1/6/24)      | .282 (11-of-39) by Wake Forest (2/12/24)  |
| FG Percentage 2nd Half | High | .750 (18-of-24) vs. Syracuse (1/2/24)      | .696 (16-of-23) by Wake Forest (2/24/24)  |
|                        | Low  | .344 (11-of-32) at Florida State (2/17/24) | .333 (10-of-33) by Miami (2/21/24)        |
| FG Percentage          | High | .644 (38-of-59) vs. Dartmouth (11/6/23)    | .604 (29-of-48) by Wake Forest (2/24/24)  |
|                        | Low  | .356 (21-of-59) at Notre Dame (1/6/24)     | .311 (19-of-61) by Miami (2/21/24)        |
| 3-Pt. FG Made          | High | 13, 2x, last at Miami (2/21/24)            | 11 by Georgia Tech (1/13/24)              |
|                        | Low  | 4, 3x, last vs. Notre Dame (2/7/24)        | 3 by Louisville (2/28/24)                 |
| 3-Pt. FG Att.          | High | 34 vs. Bucknell (11/17/23)                 | 29 by Bucknell (11/17/23)                 |
|                        | Low  | 12 vs. Baylor (12/20/23)                   | 14 by Florida State (2/17/24)             |
| 3-Pt. FG Pct.          | High | .625 (10-of-16) at Florida State (2/17/24) | .550 (11-of-20) by Georgia Tech (1/13/24) |
|                        | Low  | .222 (4-of-18) vs. Notre Dame (2/7/24)     | .176 (3-of-17) by Louisville (2/28/24)    |
| FT Made                | High | 24, 2x, last vs. Baylor (12/20/23)         | 19 by Arkansas (11/29/23)                 |
|                        | Low  | 6, 2x, last at Virginia Tech (1/29/24)     | 5 by Southern Indiana (11/24/23)          |
| FT Attempted           | High | 33 vs. Clemson (1/27/24)                   | 30 by Arkansas (11/29/23)                 |
|                        | Low  | 9 at Pittsburgh (1/9/24)                   | 6 by Southern Indiana (11/24/23)          |
| FT Percentage          | High | .889 (16-of-18) vs. Syracuse (1/2/24)      | .857 (6-of-7) by Pittsburgh (1/9/24)      |
|                        | Low  | .563, (9-of-16) vs. Louisville (2/28/24)   | .500 (8-of-16) by Notre Dame (1/6/24)     |
| Off. Rebounds          | High | 16 vs. Notre Dame (2/7/24)                 | 16 by Miami (2/21/24)                     |
|                        | Low  | 4, 2x, last vs. Clemson (1/27/24)          | 2 by Hofstra (12/12/23)                   |
| Def. Rebounds          | High | 33 vs. Bucknell (11/17/23)                 | 35 by Arkansas (11/29/23)                 |
|                        | Low  | 20 at Wake Forest (2/24/24)                | 15, 2x, last by Miami (2/21/24)           |
| Total Rebounds         | High | 46 vs. Bucknell (11/17/23)                 | 45 by Arizona (11/10/23)                  |
|                        | Low  | 25 vs. Pittsburgh (1/20/24)                | 20, 2x, last by Wake Forest (2/24/24)     |
| Assists                | High | 24 vs. Queens (12/30/23)                   | 19 by Georgia Tech (12/2/23)              |
|                        | Low  | 8, 2x, last at North Carolina (2/3/24)     | 5 by Notre Dame (1/6/24)                  |
| Blocked Shots          | High | 11 vs. Queens (12/30/23)                   | 10 by Arkansas (11/29/23)                 |
|                        | Low  | 0 vs. Baylor (12/20/23)                    | 0, 2x, last by Wake Forest (2/24/24)      |
| Steals                 | High | 11, 2x, last vs. Syracuse (1/2/24)         | 13 by by Pittsburgh (1/9/24)              |
|                        | Low  | 1 at Virginia Tech (1/29/24)               | 1 by Georgia Tech (12/2/23)               |
| Turnovers              | High | 17 at Florida State (2/17/24)              | 19 by Queens (12/30/23)                   |
|                        | Low  | 4 vs. Georgia Tech (1/13/24)               | 4 by Virginia Tech (1/29/24)              |
| Personal Fouls         | High | 24 at Arkansas (11/29/23)                  | 23 by Michigan State (11/14/23)           |
|                        | Low  | 9 vs. Southern Indiana (11/24/23)          | 10, 2x, last by Miami (2/21/24)           |

## INDIVIDUAL GAME HIGHS

|                    | <b>DUKE</b>   | <b>OPPONENT</b>                                      |
|--------------------|---|--|
| Total Points       | 35 by Jared McCain at Florida State (2/17/24)                       | 29 by Hunter Sallis, Wake Forest (2/24/24)           |
| First Half Points  | 25 by Jared McCain at Florida State (2/17/24)                       | 17 by Darlimestone Dubar, Hofstra (12/12/23)         |
| Second Half Points | 23 by Kyle Filipowski at Arkansas (11/29/23)                        | 18 by Tyson Walker, Michigan State (11/14/23)        |
| FG Made            | 12 by Jared McCain at Florida State (2/17/24)                       | 11, 3x, last by Maliq Brown, Syracuse (1/2/24)       |
| FG Attempted       | 24 by Kyle Filipowski vs. Georgia Tech (1/13/24)                    | 21 by Markus Burton, Notre Dame (1/6/24)             |
| 3-Pt. FG Made      | 8 by Jared McCain at Florida State (2/17/24)                        | 7, 2x, last by Blake Hinson, Pittsburgh (1/20/24)    |
| 3-Pt. FG Attempted | 11 by Jared McCain at Florida State (2/17/24)                       | 11 by Darlimestone Dubar, Hofstra (12/12/23)         |
| FT Made            | 9, 2x, last by Jeremy Roach at Notre Dame (1/6/24)                  | 8, 2x, last by Judah Mintz, Syracuse (1/2/24)        |
| FT Attempted       | 12 by Mark Mitchell vs. Charlotte (12/9/23)                         | 11 by Khalif Battle, Arkansas (11/29/23)             |
| Rebounds           | 15 by Kyle Filipowski at Louisville (1/23/24)                       | 13 by AJ Smith, Southern Indiana (11/24/23)          |
| Offensive Rebounds | 7 by Kyle Filipowski vs. Georgia Tech (1/13/24)                     | 8 by Yves Missi, Baylor (12/20/23)                   |
| Defensive Rebounds | 11, 2x, last by Kyle Filipowski at Louisville (1/23/24)             | 12 by AJ Smith, Southern Indiana (11/24/23)          |
| Assists            | 8, 3x, last by Kyle Filipowski/Jeremy Roach vs. Dartmouth (11/6/23) | 9, 2x, last by Jaquan Carlos, Hofstra (12/12/23)     |
| Turnovers          | 7 by Kyle Filipowski vs. Hofstra (12/12/23)                         | 7 by Dayton Albury, Queens (12/30/23)                |
| Blocked Shots      | 5 by Kyle Filipowski vs. Queens (12/30/23)                          | 6 by Chandler Lawson, Arkansas (11/29/23)            |
| Steals             | 4 by Jeremy Roach at Notre Dame (1/6/24)                            | 5 by Guillermo Diaz Graham, Pittsburgh (1/9/24)      |
| Minutes            | 40 by Jeremy Roach at Georgia Tech (12/2/23)                        | 39, 5x, last by Hunter Sallis, Wake Forest (2/24/24) |

## COMPARISON GAME-BY-GAME

|                   | 1st Half | 2nd Half | Final  | Margin | Total FG    | FG Pct.   | 3pt. FG     | 3FG Pct.  | FT          | FT Pct.   | Reb   | Margin | Assists | Turns | Blocks | Steals | Fouls |
|-------------------|----------|----------|--------|--------|-------------|-----------|-------------|-----------|-------------|-----------|-------|--------|---------|-------|--------|--------|-------|
| Dartmouth         | 42-21    | 50-33    | 92-54  | +38    | 38-59/19-56 | .644/.339 | 7-17/4-18   | .412/.222 | 9-12/12-17  | .750/.706 | 33/29 | +4     | 18/11   | 9/13  | 6/1    | 6/5    | 18/16 |
| Arizona           | 33-41    | 40-37    | 73-78  | -5     | 28-65/30-65 | .431/.462 | 8-23/6-17   | .348/.353 | 9-12/12-18  | .750/.667 | 33/45 | -12    | 14/17   | 14/17 | 3/5    | 9/8    | 17/17 |
| vs. Michigan St.  | 31-20    | 43-45    | 74-65  | +9     | 22-49/26-63 | .449/.413 | 6-22/6-19   | .273/.316 | 24-30/7-12  | .800/.583 | 35/33 | +2     | 17/12   | 13/13 | 5/6    | 6/5    | 16/23 |
| Bucknell          | 44-29    | 46-31    | 90-60  | +30    | 32-65/20-54 | .492/.370 | 13-34/9-29  | .382/.310 | 13-16/11-15 | .813/.733 | 46/27 | +19    | 23/13   | 7/13  | 2/3    | 9/3    | 16/14 |
| La Salle          | 39-29    | 56-37    | 95-66  | +29    | 36-67/24-58 | .537/.414 | 9-22/6-24   | .409/.250 | 14-20/12-17 | .700/.706 | 42/27 | +15    | 21/11   | 5/9   | 3/1    | 4/3    | 18/16 |
| Southern Ind.     | 31-35    | 49-27    | 80-62  | +18    | 29-60/24-58 | .483/.414 | 5-18/9-21   | .278/.429 | 17-28/5-6   | .607/.833 | 38/33 | +5     | 13/15   | 7/12  | 4/4    | 4/4    | 9/19  |
| at Arkansas       | 32-33    | 43-47    | 75-80  | -5     | 24-67/26-53 | .358/.491 | 6-22/9-22   | .273/.409 | 21-31/19-30 | .677/.633 | 34-40 | -6     | 10/17   | 8/12  | 3/10   | 7/6    | 24/21 |
| at Georgia Tech   | 31-35    | 37-37    | 68-72  | -4     | 26-62/27-53 | .419/.509 | 4-16/7-23   | .250/.304 | 12-20/11-13 | .600/.846 | 33/33 | --     | 12/19   | 6/12  | 6/8    | 8/1    | 15/12 |
| Charlotte         | 45-27    | 35-29    | 80-56  | +24    | 24-48/21-52 | .500/.404 | 10-18/4-20  | .556/.200 | 22-28/10-16 | .786/.625 | 36/25 | +11    | 15/9    | 11/11 | 2/6    | 7/4    | 14/19 |
| Hofstra           | 44-39    | 45-29    | 89-68  | +21    | 33-60/25-50 | .550/.500 | 11-22/10-24 | .500/.417 | 12-14/8-10  | .857/.800 | 32/23 | +9     | 22/13   | 10/14 | 3/6    | 6/3    | 11/13 |
| vs. Baylor        | 34-32    | 44-38    | 78-70  | +8     | 25-51/25-57 | .490/.439 | 4-12/8-18   | .333/.444 | 24-29/12-16 | .828/.750 | 29/30 | -1     | 14/10   | 8/14  | 0/7    | 8/3    | 13/20 |
| Queens            | 46-33    | 60-36    | 106-69 | +37    | 40-69/25-59 | .580/.424 | 9-26/7-22   | .346/.318 | 17-23/12-19 | .739/.632 | 41/33 | +8     | 24/11   | 9/19  | 11/2   | 11/7   | 18/20 |
| Syracuse          | 35-33    | 51-33    | 86-66  | +20    | 31-59/24-55 | .525/.436 | 8-17/4-16   | .471/.250 | 16-18/14-17 | .889/.824 | 30/31 | -1     | 19/14   | 11/17 | 5/3    | 11/7   | 13/18 |
| at Notre Dame     | 29-27    | 38-32    | 67-59  | +8     | 21-59/23-59 | .356/.390 | 8-26/5-19   | .308/.263 | 17-21/8-16  | .810/.500 | 40/42 | -2     | 10/5    | 11/14 | 4/5    | 9/7    | 14/22 |
| at Pittsburgh     | 48-23    | 27-30    | 75-53  | +22    | 29-56/19-58 | .518/.328 | 11-25/9-27  | .440/.333 | 6-9/6-7     | .667/.857 | 42/26 | +16    | 19/10   | 14/10 | 5/4    | 5/13   | 14/11 |
| Georgia Tech      | 39-39    | 45-40    | 84-79  | +5     | 27-63/30-55 | .429/.545 | 10-21/11-20 | .476/.550 | 20-28/8-12  | .714/.667 | 32/34 | -2     | 16/17   | 4/14  | 4/8    | 6/3    | 15/21 |
| Pittsburgh        | 34-38    | 42-42    | 76-80  | -4     | 22-49/30-59 | .449/.508 | 11-28/10-17 | .393/.500 | 21-28/10-16 | .750/.625 | 25/32 | -7     | 11/13   | 11/10 | 3/6    | 6/5    | 16/20 |
| at Louisville     | 45-34    | 38-35    | 83-69  | +14    | 29-63/24-52 | .460/.462 | 9-25/5-10   | .360/.294 | 16-22/16-24 | .727/.667 | 43/28 | +15    | 15/9    | 9/10  | 3/1    | 6/4    | 22/19 |
| Clemson           | 32-26    | 45-40    | 72-71  | +1     | 21-51/23-60 | .412/.383 | 9-21/7-23   | .429/.304 | 21-33/18-22 | .636/.818 | 33/42 | -9     | 8/14    | 7/9   | 4/2    | 7/3    | 17/19 |
| at Virginia Tech  | 35-29    | 42-38    | 77-67  | +10    | 31-56/26-58 | .554/.448 | 9-17/6-22   | .529/.273 | 6-10/9-12   | .600/.750 | 38/20 | +18    | 19/15   | 14/4  | 3/3    | 1/4    | 18/10 |
| at North Carolina | 35-45    | 49-48    | 84-93  | -9     | 35-69/33-66 | .507/.500 | 5-19/9-24   | .263/.375 | 9-11/18-25  | .818/.720 | 34/35 | -1     | 8/18    | 11/5  | 3/3    | 4/9    | 18/12 |
| Notre Dame        | 33-25    | 38-28    | 71-53  | +18    | 26-60/20-59 | .433/.339 | 4-18/7-27   | .222/.259 | 15-25/6-9   | .600/.667 | 43/35 | +8     | 13/9    | 9/15  | 6/6    | 10/2   | 11/17 |
| Boston College    | 36-32    | 44-33    | 80-65  | +15    | 30-63/24-59 | .476/.407 | 10-30/5-26  | .333/.192 | 10-13/12-16 | .769/.750 | 38/33 | +5     | 19/15   | 7/9   | 1/5    | 4/6    | 12/16 |
| Wake Forest       | 29-27    | 48-42    | 77-69  | +8     | 26-55/27-69 | .473/.391 | 7-25/6-26   | .280/.231 | 18-25/9-13  | .720/.692 | 41/37 | +4     | 14/11   | 13/9  | 4/4    | 4/9    | 17/21 |
| at Florida State  | 44-34    | 33-32    | 76-67  | +9     | 26-56/28-57 | .464/.491 | 10-16/4-14  | .625/.286 | 14-20/7-11  | .700/.636 | 36/27 | +9     | 11/11   | 17/14 | 1/9    | 8/9    | 13/16 |
| at Miami          | 40-23    | 44-32    | 84-55  | +29    | 28-54/19-61 | .519/.311 | 13-29/6-25  | .448/.240 | 15-21/11-14 | .714/.786 | 42/31 | +11    | 19/11   | 10/9  | 4/0    | 4/6    | 18/9  |
| at Wake Forest    | 38-36    | 41-47    | 79-83  | -4     | 26-49/29-48 | .531/.604 | 11-25/9-17  | .440/.529 | 16-20/16-22 | .800/.727 | 28/20 | +8     | 12/14   | 11/6  | 2/0    | 4/5    | 20/12 |
| Louisville        | 36-23    | 48-36    | 84-59  | +25    | 32-57/23-56 | .561/.411 | 11-22/3-17  | .500/.176 | 9-16/10-19  | .563/.526 | 43-24 | +19    | 23/11   | 14/9  | 2/1    | 8/7    | 19/14 |

## GAME REPORTS

|                    | Duke Jersey Color | Won Tip Duke   | Largest Duke Lead | Largest Duke Deficit | No. of Ties | No. of Lead Changes | Duke Led For | Opp. Led For | Game Tied For | Duke's First Sub(s)        |
|--------------------|-------------------|----------------|-------------------|----------------------|-------------|---------------------|--------------|--------------|---------------|----------------------------|
| Dartmouth          | White             | Duke           | 38                | -                    | 1           | -                   | 38:30        | -            | 1:30          | Foster/Reeves              |
| Arizona            | White             | Arizona        | 2                 | 8                    | 11          | 10                  | 3:14         | 29:53        | 7:53          | Young                      |
| vs. Michigan State | Blue              | Michigan State | 12                | 3                    | 2           | 1                   | 27:13        | 9:43         | 3:04          | Stewart                    |
| Bucknell           | White             | Bucknell       | 34                | 2                    | -           | 1                   | 38:53        | 0:52         | 0:15          | Blakes/Foster/Stewart      |
| La Salle           | White             | La Salle       | 32                | -                    | -           | -                   | 39:23        | -            | 0:37          | Young                      |
| Southern Indiana   | White             | Duke           | 18                | 10                   | 2           | 2                   | 19:32        | 18:46        | 1:42          | Foster/Stewart/Young       |
| at Arkansas        | Black             | Duke           | 3                 | 14                   | 8           | 16                  | 7:42         | 25:20        | 6:58          | Young                      |
| at Georgia Tech    | Blue              | Duke           | 4                 | 11                   | 5           | 5                   | 1:38         | 34:40        | 3:42          | Foster                     |
| Charlotte          | White             | Charlotte      | 25                | -                    | -           | -                   | 39:11        | -            | 0:49          | Blakes                     |
| Hofstra            | White             | Hofstra        | 26                | 5                    | 4           | 9                   | 31:53        | 6:06         | 2:01          | Blakes                     |
| vs. Baylor         | White*            | Baylor         | 13                | 6                    | 8           | 8                   | 27:21        | 8:45         | 3:54          | Blakes                     |
| Queens             | White             | Duke           | 42                | -                    | 1           | 0                   | 38:36        | -            | 1:24          | Blakes/Power/Proctor/Young |
| Syracuse           | White             | Duke           | 20                | 2                    | 4           | 4                   | 36:06        | 0:51         | 3:03          | Power/Proctor              |
| at Notre Dame      | Blue              | Duke           | 8                 | 9                    | 2           | 1                   | 20:06        | 18:04        | 1:50          | Proctor                    |
| at Pittsburgh      | Black             | Duke           | 34                | -                    | -           | -                   | 38:58        | -            | 1:02          | Proctor                    |
| Georgia Tech       | White             | Georgia Tech   | 10                | 10                   | 9           | 11                  | 20:39        | 14:24        | 4:57          | Blakes/Young               |
| Pittsburgh         | White             | Pittsburgh     | 3                 | 11                   | 7           | 8                   | 2:19         | 35:22        | 2:29          | Young                      |
| at Louisville      | Blue              | Duke           | 18                | 4                    | 1           | 4                   | 35:50        | 3:09         | 1:01          | Proctor                    |
| Clemson            | White             | Clemson        | 12                | 5                    | 11          | 12                  | 23:57        | 12:06        | 3:57          | Stewart/Roach              |
| at Virginia Tech   | Black             | Duke           | 14                | 5                    | -           | 1                   | 32:58        | 6:05         | 0:57          | Roach/Young                |
| at North Carolina  | Navy^             | Duke           | 2                 | 15                   | 3           | 1                   | 0:16         | 38:04        | 1:40          | Foster/Young               |
| Notre Dame         | White             | Duke           | 19                | 3                    | 2           | 1                   | 37:11        | 0:33         | 2:16          | Foster/Young               |
| Boston College     | White             | Boston College | 17                | 2                    | 0           | 4                   | 37:31        | 1:59         | 0:30          | Blakes/Foster/Young        |
| Wake Forest        | White             | Duke           | 9                 | -                    | 4           | -                   | 38:27        | -            | 1:33          | Foster                     |
| at Florida State   | Blue              | Florida State  | 11                | 6                    | 1           | 1                   | 33:04        | 6:10         | 0:46          | Young                      |
| at Miami           | White             | Miami          | 31                | -                    | -           | -                   | 39:01        | -            | 0:59          | Proctor                    |
| at Wake Forest     | Blue              | Wake Forest    | 6                 | 5                    | 14          | 14                  | 16:53        | 15:07        | 8:00          | Proctor/Young              |
| Louisville         | White             | Duke           | 26                | 1                    | -           | 2                   | 38:20        | 1:23         | 0:17          | Stewart/Young              |

\* Cameron Brotherhood Uniforms

^ Brotherhood Uniforms

## MISCELLANEOUS STATS

### GAMES AS LEADING SCORER

|                 |   |
|-----------------|---|
| Kyle Filipowski | 8 |
| Jared McCain    | 7 |
| Mark Mitchell   | 6 |
| Jeremy Roach    | 4 |
| Caleb Foster    | 2 |
| Tyrese Proctor  | 2 |

### GAMES AS LEADING REBOUNDER

|                 |    |
|-----------------|----|
| Kyle Filipowski | 16 |
| Jared McCain    | 5  |
| Mark Mitchell   | 4  |
| Ryan Young      | 2  |
| Caleb Foster    | 1  |
| Sean Stewart    | 1  |

### GAMES LEADING IN ASSISTS

|                 |    |
|-----------------|----|
| Tyrese Proctor  | 12 |
| Kyle Filipowski | 10 |
| Jeremy Roach    | 7  |
| Caleb Foster    | 5  |
| Jared McCain    | 4  |
| Mark Mitchell   | 1  |

### DOUBLE-FIGURE SCORING GAMES

|                 |    |
|-----------------|----|
| Kyle Filipowski | 22 |
| Jeremy Roach    | 20 |
| Jared McCain    | 19 |
| Mark Mitchell   | 18 |
| Tyrese Proctor  | 13 |
| Caleb Foster    | 8  |
| Jaylen Blakes   | 2  |
| Ryan Young      | 2  |
| Sean Stewart    | 1  |

### 20+ POINT GAMES

|                 |   |
|-----------------|---|
| Kyle Filipowski | 9 |
| Jared McCain    | 7 |
| Mark Mitchell   | 5 |
| Jeremy Roach    | 3 |
| Tyrese Proctor  | 2 |

### 30+ POINT GAMES

|                 |   |
|-----------------|---|
| Kyle Filipowski | 1 |
| Jared McCain    | 1 |

### 10+ REBOUND GAMES

|                 |    |
|-----------------|----|
| Kyle Filipowski | 10 |
| Jared McCain    | 6  |
| Mark Mitchell   | 3  |
| Sean Stewart    | 1  |

### DOUBLE-DOUBLES

|                 |   |
|-----------------|---|
| Kyle Filipowski | 8 |
| Jared McCain    | 4 |
| Mark Mitchell   | 3 |
| Sean Stewart    | 1 |

### DUNKS

|                  |    |
|------------------|----|
| Opponent         | 57 |
| Duke             | 78 |
| Mark Mitchell    | 41 |
| Kyle Filipowski  | 18 |
| Sean Stewart     | 9  |
| Caleb Foster     | 2  |
| Tyrese Proctor   | 2  |
| Ryan Young       | 2  |
| Jaylen Blakes    | 1  |
| Jared McCain     | 1  |
| Christian Reeves | 1  |
| Jeremy Roach     | 1  |

### CHARGES DRAWN

|                 |    |
|-----------------|----|
| Opponent        | 15 |
| Duke            | 11 |
| Jaylen Blakes   | 4  |
| Kyle Filipowski | 3  |
| Jeremy Roach    | 2  |
| Spencer Hubbard | 1  |
| Jared McCain    | 1  |
| Sean Stewart    | 1  |

### DUKE'S FIRST SUBSTITUTION

|                  |    |
|------------------|----|
| Ryan Young       | 14 |
| Jaylen Blakes    | 7  |
| Caleb Foster     | 7  |
| Tyrese Proctor   | 7  |
| Sean Stewart     | 6  |
| TJ Power         | 2  |
| Jeremy Roach     | 2  |
| Christian Reeves | 1  |

### THREE-POINT PLAYS

|                 |    |
|-----------------|----|
| Opponent        | 13 |
| Duke            | 28 |
| Kyle Filipowski | 9  |
| Mark Mitchell   | 8  |
| Jeremy Roach    | 6  |
| Jaylen Blakes   | 2  |
| Caleb Foster    | 2  |
| Tyrese Proctor  | 2  |
| Jared McCain    | 1  |

### TECHNICAL FOULS (UNSPORTING)

|                |   |
|----------------|---|
| Opponent       | 3 |
| Duke           | 3 |
| Mark Mitchell  | 1 |
| Tyrese Proctor | 1 |
| Jon Scheyer    | 1 |

### SHOT CLOCK VIOLATIONS FORCED

|          |    |
|----------|----|
| Opponent | 10 |
| Duke     | 10 |

### OPENING TIPS CONTROLLED

|                 |    |
|-----------------|----|
| Opponent        | 14 |
| Duke            | 14 |
| Kyle Filipowski | 14 |

### FREE THROW SHOOTING | LAST 5:00 & OVERTIME

|                 |         |       |
|-----------------|---------|-------|
| Duke            | 108-141 | .766  |
| TJ Power        | 4-4     | 1.000 |
| Neal Begovich   | 2-2     | 1.000 |
| Jaylen Blakes   | 2-2     | 1.000 |
| Sean Stewart    | 2-2     | 1.000 |
| Jeremy Roach    | 32-35   | .914  |
| Ryan Young      | 9-11    | .818  |
| Jared McCain    | 12-15   | .800  |
| Kyle Filipowski | 21-27   | .778  |
| Tyrese Proctor  | 8-12    | .750  |
| Caleb Foster    | 13-21   | .619  |
| Mark Mitchell   | 7-12    | .583  |

### LARGEST HALFTIME LEAD

21 [42-21] vs. Dartmouth (11/6/23)

### LARGEST HALFTIME DEFICIT

10 [35-45] at North Carolina (2/3/24)

### LARGEST DUKE LEAD

42 [106-64] vs. Queens (12/30/23)

### LARGEST DUKE DEFICIT

15 [48-63] at North Carolina (2/3/24)

### LARGEST DUKE WIN

38 [92-54] vs. Dartmouth (11/6/23)

### LARGEST DUKE DEFEAT

9 [84-93] at North Carolina (2/3/24)

### LONGEST WINNING STREAK

8: 12/9/23-1/13/24

### LONGEST LOSING STREAK

2: 11/29/23-12/2/23

### LARGEST ROAD CROWD

21,750 at North Carolina (2/3/24)

### LARGEST NEUTRAL CROWD

18,780 -- United Center, Chicago, Ill. (Champions Classic)

## SPECIALTY STATS

|                    | POINTS IN THE PAINT |      | POINTS OFF TURNOVERS |      | 2ND CHANCE POINTS |     | FAST BREAK POINTS |     | BENCH POINTS |      |
|--------------------|---------------------|------|----------------------|------|-------------------|-----|-------------------|-----|--------------|------|
|                    | Duke                | Opp  | Duke                 | Opp  | Duke              | Opp | Duke              | Opp | Duke         | Opp  |
| Dartmouth          | 56                  | 24   | 18                   | 12   | 4                 | 8   | 16                | 1   | 35           | 8    |
| Arizona            | 34                  | 42   | 18                   | 16   | 8                 | 13  | 11                | 17  | 5            | 16   |
| vs. Michigan State | 24                  | 34   | 9                    | 9    | 11                | 16  | 1                 | 11  | 26           | 10   |
| Bucknell           | 34                  | 20   | 14                   | 4    | 23                | 0   | 15                | 5   | 21           | 17   |
| La Salle           | 50                  | 30   | 12                   | 7    | 14                | 4   | 10                | 12  | 34           | 13   |
| Southern Indiana   | 48                  | 24   | 16                   | 11   | 15                | 5   | 9                 | 7   | 14           | 22   |
| at Arkansas        | 36                  | 28   | 12                   | 11   | 14                | 5   | 24                | 11  | 9            | 36   |
| at Georgia Tech    | 36                  | 32   | 17                   | 2    | 17                | 0   | 6                 | 5   | 28           | 17   |
| Charlotte          | 26                  | 26   | 9                    | 8    | 12                | 4   | 17                | 7   | 17           | 11   |
| Hofstra            | 40                  | 16   | 31                   | 7    | 4                 | 0   | 9                 | 3   | 6            | 7    |
| vs. Baylor         | 36                  | 32   | 13                   | 12   | 7                 | 15  | 4                 | 3   | 4            | 13   |
| Queens             | 54                  | 34   | 33                   | 9    | 17                | 10  | 24                | 10  | 34           | 17   |
| Syracuse           | 46                  | 32   | 26                   | 11   | 3                 | 4   | 21                | 9   | 16           | 36   |
| at Notre Dame      | 22                  | 28   | 18                   | 5    | 5                 | 14  | 4                 | 3   | 5            | 18   |
| at Pittsburgh      | 32                  | 12   | 15                   | 13   | 8                 | 12  | 10                | 4   | 16           | 7    |
| Georgia Tech       | 32                  | 24   | 15                   | 7    | 15                | 7   | 13                | 7   | 10           | 13   |
| Pittsburgh         | 18                  | 32   | 16                   | 12   | 10                | 11  | 11                | 16  | 8            | 15   |
| at Louisville      | 34                  | 30   | 14                   | 8    | 21                | 11  | 0                 | 0   | 26           | 10   |
| Clemson            | 22                  | 26   | 13                   | 6    | 0                 | 15  | 18                | 12  | 6            | 20   |
| at Virginia Tech   | 42                  | 36   | 7                    | 11   | 15                | 8   | 5                 | 2   | 26           | 4    |
| at North Carolina  | 54                  | 36   | 7                    | 19   | 16                | 14  | 12                | 16  | 6            | 14   |
| Notre Dame         | 38                  | 20   | 9                    | 12   | 21                | 2   | 16                | 5   | 23           | 9    |
| Boston College     | 36                  | 24   | 19                   | 9    | 6                 | 6   | 15                | 9   | 10           | 8    |
| Wake Forest        | 32                  | 40   | 5                    | 15   | 6                 | 12  | 7                 | 9   | 4            | 18   |
| at Florida State   | 26                  | 40   | 21                   | 21   | 13                | 5   | 18                | 12  | 5            | 32   |
| at Miami           | 30                  | 22   | 10                   | 10   | 22                | 15  | 12                | 4   | 20           | 14   |
| at Wake Forest     | 26                  | 26   | 8                    | 14   | 13                | 5   | 3                 | 2   | 17           | 3    |
| Louisville         | 42                  | 30   | 13                   | 12   | 12                | 9   | 18                | 8   | 17           | 13   |
| Totals             | 1006                | 800  | 418                  | 293  | 332               | 229 | 329               | 210 | 448          | 421  |
| Averages           | 35.9                | 28.6 | 14.9                 | 10.5 | 11.9              | 8.2 | 11.8              | 7.5 | 16.0         | 15.0 |



## THE LAST TIME IT HAPPENED | TEAM

### DUKE WAS RANKED (AP POLL)

No. 1 November 29, 2021  
 Top 5 (2-5) **October 16, 2023**  
 Top 10 (6-10) **February 26, 2024**  
 Top 25 (11-25) **January 22, 2024**

### DUKE PLAYED A RANKED OPPONENT (AP POLL)

No. 1 vs. Gonzaga on Nov. 26, 2021  
 Top 5 (2-5) at No. 3 North Carolina on Feb. 3, 2024  
 Top 10 (6-10) vs. No. 10 Baylor on Dec. 20, 2023  
 Top 25 (11-25) vs. No. 18 Michigan State on Nov. 14, 2023

### DUKE DEFEATED A RANKED OPPONENT (AP POLL)

No. 1 vs. Gonzaga (84-81) on Nov. 26, 2021  
 Top 5 (2-5) vs. No. 3 Kansas (68-66) on Nov. 5, 2019  
 Top 10 (6-10) vs. No. 10 Baylor (78-70) on Dec. 20, 2023  
 Top 25 (11-25) vs. No. 18 Michigan State (74-65) on Nov. 14, 2023

### DUKE LOST TO A RANKED OPPONENT (AP POLL)

No. 1 vs. North Carolina (68-76) on March 8, 2008  
 Top 5 at No. 3 North Carolina on Feb. 3, 2024  
 Top 10 at No. 8 Virginia (62-69, OT) on Feb. 11, 2023  
 Top 25 vs. No. 12 Arizona (73-78) on Nov. 10, 2023

### DUKE FACED NO. 1 (AP POLL)

Home vs. Syracuse (W, 66-60) on Feb. 22, 2014  
 Road vs. North Carolina (L, 83-69) on March 7, 1993  
 Neutral vs. Gonzaga (W, 84-81) on Nov. 26, 2021

### 100 POINTS BY A TEAM

By Duke 106 vs. Queens (12/30/23)  
 By Opponent 113 by Wake Forest (2/25/20)

### 40+ POINT WIN

By Duke 43 [86-43] at Georgia Tech (1/28/23)  
 By Opponent 43 [109-66] by Virginia (3/11/83)

### 30-39 POINT WIN

By Duke 106-69 vs. Queens (12/30/23)  
 By Opponent 103-73 by UNLV (4/2/90)

### OVERTIME GAME

Duke Win 98-96 at North Carolina (2/8/20)  
 Duke Loss 62-69 at Virginia (2/11/23)

### DOUBLE OVERTIME GAME

Duke Win 66-63 vs. Virginia Tech (12/1/69)  
 Duke Loss 101-113 at Wake Forest (2/25/20)

### TRIPLE OVERTIME GAME

Duke Win 73-72 vs. Clemson (2/24/82)  
 Duke Loss 70-68 at Virginia (2/25/58)

### WON THE GAME IN THE FINAL SECONDS

By Duke Tyrese Proctor, 2 FT at 1.0 second  
 Duke defeated Clemson, 72-71 (1/27/24)  
 By Opponent Reece Beekman, 3FG at 1.1 seconds  
 Virginia defeated Duke, 69-68 (2/7/22)

### WON THE GAME AT THE BUZZER

By Duke Wendell Moore Jr., FG  
 Duke defeated North Carolina, 98-96 [OT] (2/8/20)  
 By Opponent Nathan Bain, FG  
 Stephen F. Austin defeated Duke, 85-83 [OT] (11/26/19)

### 5 PLAYERS IN DOUBLE-FIGURE POINTS

By Duke (5) at Miami (2/21/24)  
 By Opponent (5) by Arizona (11/10/23)

### 6 PLAYERS IN DOUBLE-FIGURE POINTS

By Duke (6) vs. Florida State (2/19/22)

### 7 PLAYERS IN DOUBLE-FIGURE POINTS

By Duke (7) vs. Georgia Tech (1/4/17)

### 8 PLAYERS IN DOUBLE-FIGURE POINTS

By Duke (8) vs. Clemson (1/27/92)

### 9+ PLAYERS IN DOUBLE-FIGURE POINTS

By Duke Never

### MADE 40-49 FIELD GOALS

By Duke 40 vs. Queens (12/30/23)  
 By Opponent 42 by Florida State (2/4/06)

### MADE 50+ FIELD GOALS

By Duke 50 vs. Mercer (12/21/97)  
 By Opponent Never

### MADE FEWER THAN 20 FIELD GOALS

By Duke 19 vs. Virginia (3/11/23)  
 By Opponent 19 by Miami (2/21/24)

### HAD 70-79 FIELD GOAL ATTEMPTS

By Duke 72 vs. North Carolina (4/2/22)  
 By Opponent 70 by North Carolina (2/4/23)

### HAD 80-89 FIELD GOAL ATTEMPTS

By Duke 80 at North Carolina (2/8/20)  
 By Opponent 80 by Syracuse (1/14/19)

### HAD 90-99 FIELD GOAL ATTEMPTS

By Duke 90 vs. Wake Forest (12/18/70)  
 By Opponent 91 by William & Mary (12/3/73)

### HAD 100+ FIELD GOAL ATTEMPTS

By Duke 102 vs. NC State (3/5/55)  
 By Opponent 100 by NC State (2/20/74)

### HAD FEWER THAN 30 FIELD GOAL ATTEMPTS

By Duke 23 vs. North Carolina (2/24/79)  
 By Opponent 29 by North Carolina (3/8/02)

### SHOT OVER 60 PERCENT FROM THE FIELD

By Duke .644 (38-of-59) vs. Dartmouth (1/16/23)  
 By Opponent .604 (29-of-48) by Wake Forest (2/24/24)

### SHOT OVER 70 PERCENT FROM THE FIELD

By Duke .704 (38-of-54) vs. Davidson (11/8/13)  
 By Opponent .700 (7-of-10) by Wake Forest (2/7/10)

### SHOT LESS THAN 30 PERCENT FROM THE FIELD

By Duke .267 (16-of-60) vs. Oregon State (11/24/22)  
 By Opponent .278 (15-of-54) by USC Upstate (11/1/22)

### MADE 10+ THREE-POINT FIELD GOALS

By Duke 11 vs. Louisville (2/28/24)  
 By Opponent 10 by Pittsburgh (1/20/24)

### MADE 15+ THREE-POINT FIELD GOALS

By Duke 15 at Syracuse (2/26/22)  
 By Opponent 18 by The Citadel (11/22/21)

### MADE 0 THREE-POINT FIELD GOALS

By Duke 0-4 vs. Hawai'i (12/30/89)  
 By Opponent 0-8 by Tennessee (11/21/11)

### HAD 30+ THREE-POINT FIELD GOAL ATTEMPTS

By Duke 30 vs. Boston College (2/10/24)  
 By Opponent 32 by Oral Roberts (3/16/23)

### SHOT OVER 60 PERCENT FROM THE 3-POINT LINE

By Duke .625 (10-of-16) at Florida State (2/17/24)  
 By Opponent .667 (10-of-15) by North Carolina (2/6/21)

### SHOT OVER 70 PERCENT FROM THE 3-POINT LINE

By Duke .706 (12-of-17) vs. Virginia Tech (2/21/13)  
 By Opponent .727 (8-of-11) by Georgia Tech (2/4/15)

### SHOT OVER 80 PERCENT FROM THE 3-POINT LINE

By Duke .800 (8-of-10) vs. Minnesota (11/22/12)  
 By Opponent .800 (12-of-15) by N. Carolina (3/5/83)

### SHOT LESS THAN 20 PERCENT FROM THE 3-POINT LINE

By Duke .105 (2-of-19) vs. NC State (2/28/23)  
 By Opponent .176 (3-of-17) by Louisville (2/28/24)

### MADE 30-39 FREE THROWS

By Duke 31 at Wake Forest (2/25/20)  
 By Opponent 37 by Wake Forest (2/25/20)

### MADE 40+ FREE THROWS

By Duke 40 vs. Southern Illinois (11/20/08)  
 By Opponent 42 by Wake Forest (12/20/68)

### MADE 5 OR FEWER FREE THROWS

By Duke 4 vs. Tennessee (3/18/23)  
 By Opponent 5 by Southern Indiana (11/24/23)

### HAD 40-49 FREE THROW ATTEMPTS

By Duke 40 vs. Georgia Tech (1/4/22)  
 By Opponent 40 by Florida State (3/1/06)

### HAD 50+ FREE THROW ATTEMPTS

By Duke 54 vs. Fairfield (11/14/98)  
 By Opponent 50 by Wake Forest (2/25/20)

### SHOT OVER 90 PERCENT FROM THE FOUL LINE

By Duke .923 (12-of-13) vs. UMES (12/10/22)  
 By Opponent .909 (10-11) by Miami (2/6/23)

### SHOT 100 PERCENT FROM THE FOUL LINE

By Duke 4-of-4 at Syracuse (2/18/23)  
 By Opponent 2-of-2 by UMES (12/10/22)

### HAD 50-59 REBOUNDS

By Duke 51 vs. Pittsburgh (1/11/23)  
 By Opponent 50 by North Carolina (4/2/22)

### HAD 60+ REBOUNDS

By Duke 61 vs. Saint Francis (Pa.) (12/5/17)  
 By Opponent 64 by North Carolina (3/5/16)

### FIVE PLAYERS FOULED OUT

By Duke vs. Wake Forest (2/17/08)  
 By Opponent by Portland State (11/24/17)

### HAD 20-29 ASSISTS

By Duke 23 vs. Louisville (2/28/24)  
 By Opponent 21 by Miami (2/6/23)

### HAD 30+ ASSISTS

By Duke 32 vs. Evansville (12/20/17)  
 By Opponent 30 by Maryland (2/10/90)

### HAD 10+ BLOCKED SHOTS

By Duke 11 vs. Queens (12/30/23)  
 By Opponent 10 by Arkansas (11/29/23)

### HAD 15+ STEALS

By Duke 15 vs. USC Upstate (11/11/22)  
 By Opponent 15 by Miami (1/8/22)

### HAD 20+ TURNOVERS

By Duke 22 at Virginia (2/11/23)  
 By Opponent 23 by USC Upstate (11/11/22)

### HAD 30+ TURNOVERS

By Duke 33 vs. Maryland (2/9/91)  
 By Opponent 31 by Eastern Kentucky (11/25/07)

### COMMITTED 10 OR FEWER TURNOVERS

By Duke 10 at Miami (2/21/24)  
 By Opponent 9 by Louisville (2/28/24)

## THE LAST TIME IT HAPPENED | INDIVIDUAL

### 30-39 POINTS BY A PLAYER

By Duke 35, Jared McCain, at Florida State (2/17/24)  
By Opp. 31, Hunter Cattoor, Virginia Tech (3/12/22)

### 40+ POINTS BY A PLAYER

By Duke 40, J.J. Redick vs. Virginia (1/28/06)  
By Opp. 40, Bootsy Thornton, St. John's (1/24/99)

### 50+ POINTS BY A PLAYER

By Duke 58, Danny Ferry vs. Miami (12/10/88)  
By Opp. Never

### TWO PLAYERS SCORED 20 OR MORE POINTS

By Duke Mark Mitchell (23) & Kyle Filipowski (21)  
vs. Wake Forest (2/12/24)  
By Opp. Terquavion Smith (24), Jarrel Joiner (21),  
NC State (1/4/23)

### THREE PLAYERS SCORED 20 OR MORE POINTS

By Duke Jared McCain (23), Kyle Filipowski (22),  
Jeremy Roach (20) at North Carolina (2/3/24)  
By Opp. Armando Bacot (23), Caleb Love (22),  
RJ Davis (21), Brady Manek (20), North Carolina (3/5/22)

### FOUR PLAYERS SCORED 20 OR MORE POINTS

By Duke Jabari Parker (22), Rodney Hood (22),  
Quinn Cook (21), Rasheed Sulaimon (20)  
vs. Davidson (11/8/13)  
By Opp. Armando Bacot (23), Caleb Love (22),  
RJ Davis (21), Brady Manek (20), North Carolina (3/5/22)

### TWO PLAYERS SCORED 30 OR MORE POINTS

By Duke Gerald Henderson (35), Jon Scheyer (30)  
vs. Wake Forest (2/22/09)  
By Opp. Brian Oliver (31), Dennis Scott (31)  
Georgia Tech (3/10/90)

### 10+ FIELD GOALS MADE BY A PLAYER

By Duke 12, Jared McCain at Florida State (2/17/24)  
By Opp. 11, Hunter Sallis, Wake Forest (2/24/24)

### 15+ FIELD GOALS MADE BY A PLAYER

By Duke 15, Matthew Hurt vs. Louisville (2/27/21)  
By Opp. 17, Al Thornton, Florida State (2/4/06)

### 20-29 FIELD GOAL ATTEMPTS BY A PLAYER

By Duke 20, Jared McCain at Florida State (2/17/24)  
By Opp. 20, Hunter Sallis, Wake Forest (2/12/24)

### 30+ FIELD GOAL ATTEMPTS BY A PLAYER

By Duke 30, RJ Barrett vs. Syracuse (1/14/19)  
By Opp. 32, Al Thornton, Florida State (2/4/06)

### PLAYER SHOT 1.000 WITH 5+ FIELD GOAL ATTEMPTS

By Duke 5-of-5, Jaylen Blakes vs. Charlotte (12/9/23)  
By Opp. 8-8, Kadin Shedrick, Virginia (2/7/22)

### PLAYER SHOT .800 WITH 10+ FIELD GOAL ATTEMPTS

By Duke 8-10 (.800), Kyle Filipowski vs. Queens (12/30/23)  
By Opp. 11-13 (.846) by Hunter Sallis, Wake Forest (2/24/24)

### PLAYER SHOT .900 WITH 10+ FIELD GOAL ATTEMPTS

By Duke 11-12 (.917), Kyle Filipowski at Pittsburgh (1/9/24)  
By Opp. 10-11 (.909), Armando Bacot, North Carolina (3/5/22)

### 5+ 3PT FIELD GOALS MADE BY A PLAYER

By Duke 8, Jared McCain at Florida State (2/17/24)  
By Opp. 5, Hunter Sallis, Wake Forest (2/24/24)

### 10+ 3PT FIELD GOAL ATTEMPTS BY A PLAYER

By Duke 11, Jared McCain at Florida State (2/17/24)  
By Opp. 10, Claudell Harris Jr., Boston College (2/10/24)

### PLAYER SHOT .800 WITH 5+ 3PT FIELD GOAL ATTEMPTS

By Duke 4-5 (.800), Jeremy Roach  
at Virginia Tech (1/29/24)  
By Opp. 5-6 (.833), Hunter Sallis  
Wake Forest (2/24/24)

### 10+ FREE THROWS MADE BY A PLAYER

By Duke 11, Kyle Filipowski vs. Pittsburgh (1/11/23)  
By Opp. 10, Matthew Cleveland, Florida State (12/31/22)

### 15+ FREE THROWS MADE BY A PLAYER

By Duke 15, Wendell Moore Jr., at Wake Forest (2/25/20)  
By Opp. 15, Bryant Crawford, Wake Forest (1/28/17)

### 10+ FREE THROWS ATTEMPTED BY A PLAYER

By Duke 11, Kyle Filipowski vs. Georgia Tech (1/13/24)  
By Opp. 10, AJ McKee, Queens (12/30/23)

### 15+ FREE THROWS ATTEMPTED BY A PLAYER

By Duke 16, Paolo Banchero vs. Georgia Tech (1/4/22)  
By Opp. 17, Au'Diese Toney, Pittsburgh (1/19/21)

### 20+ FREE THROWS ATTEMPTED BY A PLAYER

By Duke 20, Christian Laettner vs. Boston U. (1/21/92)  
By Opp. 22, Buzzy Wilkinson, Virginia (3/4/54)

### PLAYER SHOT 1.000 WITH 10+ FREE THROW ATTEMPTS

By Duke 10-of-10, Tre Jones vs. North Carolina (3/7/20)  
By Opp. 10-of-10, Matthew Cleveland, Florida State (12/31/22)

### 10+ REBOUNDS BY A PLAYER

By Duke 10, Kyle Filipowski vs. Louisville (2/28/24)  
By Opp. 10, Brandon Huntley-Hatfield, Louisville (2/28/24)

### 15+ REBOUNDS BY A PLAYER

By Duke 15, Kyle Filipowski at Louisville (1/23/24)  
By Opp. 21, Armando Bacot, North Carolina (4/2/22)

### 20+ REBOUNDS BY A PLAYER

By Duke 21, Marvin Bagley III vs. Florida State (12/30/17)  
By Opp. 21, Armando Bacot, North Carolina (4/2/22)

### TWO PLAYERS WITH 10 OR MORE REBOUNDS

By Duke Kyle Filipowski (11), Jared McCain (10)  
vs. Wake Forest (2/12/24)  
By Opp. Harrison Ingram (13), Armando Bacot (10)  
North Carolina (2/3/24)

### 5+ OFFENSIVE REBOUNDS BY A PLAYER

By Duke 5, Kyle Filipowski vs. Notre Dame (2/7/24)  
By Opp. 5, Brandon Huntley-Hatfield, Louisville (2/28/24)

### 10+ DEFENSIVE REBOUNDS BY A PLAYER

By Duke 11, Kyle Filipowski at Louisville (1/23/24)  
By Opp. 11, Harrison Ingram, North Carolina (2/3/24)

### 10+ ASSISTS BY A PLAYER

By Duke 10, Tyrese Proctor vs. Pittsburgh (3/9/23)  
By Opp. 10, Dajuan Harris, Kansas (11/15/22)

### 5+ BLOCKED SHOTS BY A PLAYER

By Duke 5, Kyle Filipowski vs. Queens (12/30/23)  
By Opp. 5, Yves Missi, Baylor (12/20/23)

### 10+ BLOCKED SHOTS BY A PLAYER

By Duke 10, Shelden Williams vs. Maryland (1/11/06)  
By Opp. 10, Jay Huff, Virginia (2/29/20)

### 5+ STEALS BY A PLAYER

By Duke 5, Paolo Banchero vs. Syracuse (3/10/22)  
By Opp. 5, Guillermo Diaz Graham, Pittsburgh (1/9/24)

### 10+ STEALS BY A PLAYER

By Duke 11, Kenny Dennard vs. Maryland (2/3/79)  
By Opp. Never

### 40 MINUTES PLAYED IN REGULATION

By Duke 40, Jeremy Roach at Georgia Tech (12/2/23)  
By Opp. 40, Leaky Black, North Carolina (3/4/23)

### 40+ MINUTES PLAYED IN A GAME

By Duke 42, Tyrese Proctor at Virginia (2/11/23)  
By Opp. 41, Reece Beekman, Virginia (2/11/23)

### 50+ MINUTES PLAYED IN A GAME

By Duke 53, Chip Engelland vs. Clemson (2/24/82)  
51, Vince Taylor vs. Clemson (2/24/82)  
By Opp. 53, Vince Hamilton, Clemson (2/24/82)  
52, Mike Eppley, Clemson (2/24/82)  
51, Fred Gillam, Clemson (2/24/82)

### DOUBLE-DOUBLE BY A PLAYER\*

By Duke Kyle Filipowski (21/11) & Jared McCain (17/10)  
vs. Wake Forest (2/12/24)  
By Opp. Armando Bacot (25/10) & Harrison Ingram (21/13)  
North Carolina (2/3/24)

### 20-20 GAMES (POINTS - REBOUNDS)

By Duke 32/21, Marvin Bagley III vs. Florida State (12/30/17)  
By Opp. 26/24, Sean May, North Carolina (3/6/05)

### TRIPLE-DOUBLE BY A PLAYER^

By Duke 19/10/10, Wendell Moore Jr., vs. Army (11/12/21)  
By Opp. 16/15/10 blocks, Tree Rollins, Clemson (2/23/77)

### ALL-TIME TRIPLE-DOUBLES BY A DUKE PLAYER (5)

21/18/10 assists, Art Heyman vs. Virginia (2/28/63)\*  
13/12/11 assists, Gene Banks vs. Lehigh (1/9/78)  
19/11/10 blocks, Shelden Williams vs. Maryland (1/11/06)  
23/11/10 assists, RJ Barrett vs. NC State (2/16/19)  
19/10/10 assists, Wendell Moore Jr., vs. Army (11/12/21)

\*Double-doubles are points and rebounds  
unless otherwise indicated

^Triple-doubles are points, rebounds, and assists  
unless indicated

# DUKE SEASON STATS

## Game Records

| Record         | Overall | Home | Away | Neutral |
|----------------|---------|------|------|---------|
| ALL GAMES      | 22-6    | 14-2 | 6-4  | 2-0     |
| CONFERENCE     | 13-4    | 7-1  | 6-3  | 0-0     |
| NON-CONFERENCE | 9-2     | 7-1  | 0-1  | 2-0     |

## Score by Periods

| Team      | 1st  | 2nd  | OT | TOT  |
|-----------|------|------|----|------|
| Duke      | 1040 | 1215 | 0  | 2255 |
| Opponents | 868  | 1020 | 0  | 1888 |

## Team Box Score

| No.       | Player            |       |        |      | Total    |      | 3-Point  |      | F-Throw |       | Rebounds |     |      |      |     |    |     |     |     |     |      |      |  |  |
|-----------|-------------------|-------|--------|------|----------|------|----------|------|---------|-------|----------|-----|------|------|-----|----|-----|-----|-----|-----|------|------|--|--|
|           |                   | GP-GS | MIN    | AVG  | FG-FGA   | FG%  | 3FG-3FGA | 3FG% | FT-FTA  | FT%   | OFF      | DEF | TOT  | AVG  | PF  | DQ | A   | TO  | BLK | STL | PTS  | AVG  |  |  |
| 30        | FILIPOWSKI, Kyle  | 28-28 | 854:13 | 30.5 | 171-343  | .499 | 32-93    | .344 | 92-139  | .662  | 59       | 174 | 233  | 8.3  | 82  | 1  | 82  | 63  | 46  | 27  | 466  | 16.6 |  |  |
| 3         | ROACH, Jeremy     | 27-25 | 847:02 | 31.4 | 132-266  | .496 | 47-98    | .480 | 77-89   | .865  | 13       | 55  | 68   | 2.5  | 62  | 1  | 82  | 34  | 3   | 33  | 388  | 14.4 |  |  |
| 0         | MCCAIN, Jared     | 28-28 | 855:22 | 30.5 | 133-289  | .460 | 66-158   | .418 | 48-56   | .857  | 23       | 114 | 137  | 4.9  | 44  | 1  | 51  | 34  | 1   | 30  | 380  | 13.6 |  |  |
| 25        | MITCHELL, Mark    | 25-24 | 731:53 | 29.3 | 112-202  | .554 | 9-36     | .250 | 88-134  | .657  | 57       | 100 | 157  | 6.3  | 39  | 0  | 29  | 34  | 16  | 21  | 321  | 12.8 |  |  |
| 5         | PROCTOR, Tyrese   | 24-17 | 689:10 | 28.7 | 85-193   | .440 | 40-112   | .357 | 35-46   | .761  | 2        | 65  | 67   | 2.8  | 40  | 0  | 89  | 31  | 3   | 16  | 245  | 10.2 |  |  |
| 1         | FOSTER, Caleb     | 27-15 | 685:11 | 25.4 | 73-167   | .437 | 28-69    | .406 | 33-48   | .688  | 10       | 55  | 65   | 2.4  | 53  | 1  | 58  | 29  | 2   | 16  | 207  | 7.7  |  |  |
| 15        | YOUNG, Ryan       | 28-2  | 325:46 | 11.6 | 34-57    | .596 | 0-1      | .000 | 20-29   | .690  | 40       | 58  | 98   | 3.5  | 45  | 1  | 27  | 25  | 15  | 6   | 88   | 3.1  |  |  |
| 13        | STEWART, Sean     | 25-0  | 188:58 | 7.6  | 25-46    | .543 | 0-0      | .000 | 11-21   | .524  | 34       | 43  | 77   | 3.1  | 35  | 0  | 4   | 9   | 9   | 13  | 61   | 2.4  |  |  |
| 2         | BLAKES, Jaylen    | 25-1  | 246:16 | 9.9  | 17-37    | .459 | 5-16     | .313 | 12-13   | .923  | 3        | 15  | 18   | 0.7  | 27  | 0  | 11  | 6   | 5   | 15  | 51   | 2.0  |  |  |
| 12        | POWER, TJ         | 19-0  | 135:08 | 7.1  | 11-32    | .344 | 10-27    | .370 | 4-4     | 1.000 | 4        | 10  | 14   | 0.7  | 11  | 0  | 4   | 4   | 1   | 4   | 36   | 1.9  |  |  |
| 21        | REEVES, Christian | 3-0   | 15:35  | 5.2  | 2-3      | .667 | 0-0      | .000 | 1-2     | .500  | 1        | 4   | 5    | 1.7  | 3   | 0  | 0   | 2   | 1   | 0   | 5    | 1.7  |  |  |
| 55        | HUBBARD, Spencer  | 7-0   | 13:48  | 2.0  | 2-4      | .500 | 1-3      | .333 | 0-0     | .000  | 0        | 2   | 2    | 0.3  | 4   | 0  | 2   | 0   | 0   | 0   | 5    | 0.7  |  |  |
| 20        | BEGOVICH, Neal    | 6-0   | 11:36  | 1.9  | 0-3      | .000 | 0-3      | .000 | 2-2     | 1.000 | 0        | 3   | 3    | 0.5  | 0   | 0  | 0   | 0   | 0   | 0   | 2    | 0.3  |  |  |
| Team      |                   |       |        |      |          |      |          |      |         |       | 40       | 40  | 80   |      |     |    |     | 9   |     |     |      |      |  |  |
| Total     |                   | 28    | 5600   |      | 797-1642 | .485 | 238-616  | .386 | 423-583 | .726  | 286      | 738 | 1024 | 36.6 | 445 | 5  | 439 | 280 | 102 | 181 | 2255 | 80.5 |  |  |
| Opponents |                   | 28    | 5600   |      | 694-1610 | .431 | 191-597  | .320 | 309-444 | .696  | 246      | 629 | 875  | 31.3 | 469 | 9  | 356 | 322 | 119 | 151 | 1888 | 67.4 |  |  |

## Team Statistics

|                        | DU              | OPP             |
|------------------------|-----------------|-----------------|
| <b>Scoring</b>         | <b>2255</b>     | <b>1888</b>     |
| Points per game        | 80.5            | 67.4            |
| Scoring margin         | +13.1           | -               |
| <b>Field goals-att</b> | <b>797-1642</b> | <b>694-1610</b> |
| Field goal pct         | .485            | .431            |
| <b>3 point fg-att</b>  | <b>238-616</b>  | <b>191-597</b>  |
| 3-point FG pct         | .386            | .320            |
| 3-pt FG made per game  | 8.5             | 6.8             |
| <b>Free throws-att</b> | <b>423-583</b>  | <b>309-444</b>  |
| Free throw pct         | .726            | .696            |
| F-Throws made per game | 15.1            | 11.0            |
| <b>Rebounds</b>        | <b>1024</b>     | <b>875</b>      |
| Rebounds per game      | 36.6            | 31.3            |
| Rebounding margin      | +5.3            | -               |
| <b>Assists</b>         | <b>439</b>      | <b>356</b>      |
| Assists per game       | 15.7            | 12.7            |
| <b>Turnovers</b>       | <b>280</b>      | <b>322</b>      |
| Turnovers per game     | 10.0            | 11.5            |
| Turnover margin        | +1.5            | -               |
| Assist/turnover ratio  | 1.6             | 1.1             |
| <b>Steals</b>          | <b>181</b>      | <b>151</b>      |
| Steals per game        | 6.5             | 5.4             |
| <b>Blocks</b>          | <b>102</b>      | <b>119</b>      |
| Blocks per game        | 3.6             | 4.3             |
| <b>Winning streak</b>  | <b>1</b>        | <b>-</b>        |
| Home win streak        | 5               | -               |
| <b>Attendance</b>      | <b>149024</b>   | <b>125155</b>   |
| Home games-Avg/Game    | 16-9314         | 10-12516        |
| Neutral site-Avg/Game  | -               | 2-18646         |

## Team Results

| Date       | Opponent          |   | Score  | Att.  |
|------------|-------------------|---|--------|-------|
| 11/06/2023 | Dartmouth         | W | 92-54  | 9314  |
| 11/10/2023 | Arizona           | L | 73-78  | 9314  |
| 11/14/2023 | vs Michigan St.   | W | 74-65  | 18780 |
| 11/17/2023 | Bucknell          | W | 90-60  | 9314  |
| 11/21/2023 | La Salle          | W | 95-66  | 9314  |
| 11/24/2023 | Southern Ind.     | W | 80-62  | 9314  |
| 11/29/2023 | at Arkansas       | L | 75-80  | 20344 |
| 12/02/2023 | at Georgia Tech   | L | 68-72  | 7758  |
| 12/09/2023 | Charlotte         | W | 80-56  | 9314  |
| 12/12/2023 | Hofstra           | W | 89-68  | 9314  |
| 12/20/2023 | vs Baylor         | W | 78-70  | 18512 |
| 12/30/2023 | Queens (NC)       | W | 106-69 | 9314  |
| 01/02/2024 | Syracuse          | W | 86-66  | 9314  |
| 01/06/2024 | at Notre Dame     | W | 67-59  | 8066  |
| 01/09/2024 | at Pittsburgh     | W | 75-53  | 11476 |
| 01/13/2024 | Georgia Tech      | W | 84-79  | 9314  |
| 01/20/2024 | Pittsburgh        | L | 76-80  | 9314  |
| 01/23/2024 | at Louisville     | W | 83-69  | 12620 |
| 01/27/2024 | Clemson           | W | 72-71  | 9314  |
| 01/29/2024 | at Virginia Tech  | W | 77-67  | 8925  |
| 02/03/2024 | at North Carolina | L | 84-93  | 21750 |
| 02/07/2024 | Notre Dame        | W | 71-53  | 9314  |
| 02/10/2024 | Boston College    | W | 80-65  | 9314  |
| 02/12/2024 | Wake Forest       | W | 77-69  | 9314  |
| 02/17/2024 | at Florida St.    | W | 76-67  | 11500 |
| 02/21/2024 | at Miami (FL)     | W | 84-55  | 7972  |
| 02/24/2024 | at Wake Forest    | L | 79-83  | 14744 |
| 02/28/2024 | Louisville        | W | 84-59  | 9314  |

DUKE ACC SEASON STATS

Game Records

| Record         | Overall | Home | Away | Neutral |
|----------------|---------|------|------|---------|
| ALL GAMES      | 13-4    | 7-1  | 6-3  | 0-0     |
| CONFERENCE     | 13-4    | 7-1  | 6-3  | 0-0     |
| NON-CONFERENCE | 0-0     | 0-0  | 0-0  | 0-0     |

Score by Periods

| Team      | 1st | 2nd | OT | TOT  |
|-----------|-----|-----|----|------|
| Duke      | 619 | 704 | 0  | 1323 |
| Opponents | 529 | 631 | 0  | 1160 |

Team Box Score

| No.       | Player           | Total |        |      |         |       | 3-Point  |       | F-Throw |       | Rebounds |     |     |      |     |    |     |     |     |     |      |      |  |  |
|-----------|------------------|-------|--------|------|---------|-------|----------|-------|---------|-------|----------|-----|-----|------|-----|----|-----|-----|-----|-----|------|------|--|--|
|           |                  | GP-GS | MIN    | AVG  | FG-FGA  | FG%   | 3FG-3FGA | 3FG%  | FT-FTA  | FT%   | OFF      | DEF | TOT | AVG  | PF  | DQ | A   | TO  | BLK | STL | PTS  | AVG  |  |  |
| 30        | FILIPOWSKI, Kyle | 17-17 | 543:00 | 31.9 | 95-198  | .480  | 20-58    | .345  | 52-84   | .619  | 36       | 100 | 136 | 8.0  | 51  | 1  | 51  | 43  | 26  | 11  | 262  | 15.4 |  |  |
| 3         | ROACH, Jeremy    | 16-14 | 487:50 | 30.5 | 79-162  | .488  | 31-62    | .500  | 47-52   | .904  | 10       | 38  | 48  | 3.0  | 37  | 0  | 47  | 25  | 1   | 20  | 236  | 14.8 |  |  |
| 0         | MCCAIN, Jared    | 17-17 | 559:19 | 32.9 | 87-195  | .446  | 40-103   | .388  | 32-38   | .842  | 15       | 76  | 91  | 5.4  | 22  | 0  | 28  | 22  | 1   | 17  | 246  | 14.5 |  |  |
| 25        | MITCHELL, Mark   | 15-14 | 466:33 | 31.1 | 76-124  | .613  | 8-17     | .471  | 49-81   | .605  | 38       | 68  | 106 | 7.1  | 26  | 0  | 15  | 23  | 12  | 12  | 209  | 13.9 |  |  |
| 5         | PROCTOR, Tyrese  | 16-10 | 449:33 | 28.1 | 53-124  | .427  | 28-77    | .364  | 20-26   | .769  | 0        | 43  | 43  | 2.7  | 24  | 0  | 49  | 21  | 1   | 9   | 154  | 9.6  |  |  |
| 1         | FOSTER, Caleb    | 16-11 | 412:49 | 25.8 | 36-87   | .414  | 18-39    | .462  | 16-23   | .696  | 5        | 31  | 36  | 2.3  | 36  | 1  | 38  | 16  | 1   | 14  | 106  | 6.6  |  |  |
| 15        | YOUNG, Ryan      | 17-1  | 199:06 | 11.7 | 23-40   | .575  | 0-0      | .000  | 8-13    | .615  | 27       | 35  | 62  | 3.6  | 31  | 1  | 13  | 17  | 10  | 4   | 54   | 3.2  |  |  |
| 20        | BEGOVICH, Neal   | 1-0   | 01:32  | 1.5  | 0-1     | .000  | 0-1      | .000  | 2-2     | 1.000 | 0        | 0   | 0   | 0.0  | 0   | 0  | 0   | 0   | 0   | 0   | 2    | 2.0  |  |  |
| 13        | STEWART, Sean    | 15-0  | 105:48 | 7.1  | 9-17    | .529  | 0-0      | .000  | 8-14    | .571  | 18       | 25  | 43  | 2.9  | 21  | 0  | 3   | 5   | 4   | 8   | 26   | 1.7  |  |  |
| 55        | HUBBARD, Spencer | 2-0   | 03:18  | 1.7  | 1-1     | 1.000 | 1-1      | 1.000 | 0-0     | .000  | 0        | 0   | 0   | 0.0  | 2   | 0  | 0   | 0   | 0   | 0   | 3    | 1.5  |  |  |
| 12        | POWER, TJ        | 11-0  | 64:44  | 5.9  | 4-19    | .211  | 3-15     | .200  | 0-0     | .000  | 3        | 7   | 10  | 0.9  | 5   | 0  | 1   | 2   | 1   | 1   | 11   | 1.0  |  |  |
| 2         | BLAKES, Jaylen   | 14-1  | 106:28 | 7.6  | 3-14    | .214  | 1-7      | .143  | 7-7     | 1.000 | 1        | 3   | 4   | 0.3  | 17  | 0  | 3   | 2   | 3   | 9   | 14   | 1.0  |  |  |
| Team      |                  |       |        |      |         |       |          |       |         |       | 26       | 17  | 43  |      |     |    | 3   |     |     |     |      |      |  |  |
| Total     |                  | 17    | 3400   |      | 466-982 | .475  | 150-380  | .395  | 241-340 | .709  | 179      | 443 | 622 | 36.6 | 272 | 3  | 248 | 179 | 60  | 105 | 1323 | 77.8 |  |  |
| Opponents |                  | 17    | 3400   |      | 429-984 | .436  | 113-363  | .311  | 189-268 | .705  | 152      | 378 | 530 | 31.2 | 272 | 8  | 217 | 176 | 68  | 100 | 1160 | 68.2 |  |  |

Team Statistics

|                        | DU      | OPP     |
|------------------------|---------|---------|
| Scoring                | 1323    | 1160    |
| Points per game        | 77.8    | 68.2    |
| Scoring margin         | +9.6    | -       |
| Field goals-att        | 466-982 | 429-984 |
| Field goal pct         | .475    | .436    |
| 3 point fg-att         | 150-380 | 113-363 |
| 3-point FG pct         | .395    | .311    |
| 3-pt FG made per game  | 8.8     | 6.6     |
| Free throws-att        | 241-340 | 189-268 |
| Free throw pct         | .709    | .705    |
| F-Throws made per game | 14.2    | 11.1    |
| Rebounds               | 622     | 530     |
| Rebounds per game      | 36.6    | 31.2    |
| Rebounding margin      | +5.4    | -       |
| Assists                | 248     | 217     |
| Assists per game       | 14.6    | 12.8    |
| Turnovers              | 179     | 176     |
| Turnovers per game     | 10.5    | 10.4    |
| Turnover margin        | -0.2    | -       |
| Assist/turnover ratio  | 1.4     | 1.2     |
| Steals                 | 105     | 100     |
| Steals per game        | 6.2     | 5.9     |
| Blocks                 | 60      | 68      |
| Blocks per game        | 3.5     | 4.0     |
| Winning streak         | 1       | -       |
| Home win streak        | 5       | -       |
| Attendance             | 74512   | 104811  |
| Home games-Avg/Game    | 8-9314  | 9-11646 |
| Neutral site-Avg/Game  | -       | 0-0     |

Team Results

| Date       | Opponent          |   | Score | Att.  |
|------------|-------------------|---|-------|-------|
| 12/02/2023 | at Georgia Tech   | L | 68-72 | 7758  |
| 01/02/2024 | Syracuse          | W | 86-66 | 9314  |
| 01/06/2024 | at Notre Dame     | W | 67-59 | 8066  |
| 01/09/2024 | at Pittsburgh     | W | 75-53 | 11476 |
| 01/13/2024 | Georgia Tech      | W | 84-79 | 9314  |
| 01/20/2024 | Pittsburgh        | L | 76-80 | 9314  |
| 01/23/2024 | at Louisville     | W | 83-69 | 12620 |
| 01/27/2024 | Clemson           | W | 72-71 | 9314  |
| 01/29/2024 | at Virginia Tech  | W | 77-67 | 8925  |
| 02/03/2024 | at North Carolina | L | 84-93 | 21750 |
| 02/07/2024 | Notre Dame        | W | 71-53 | 9314  |
| 02/10/2024 | Boston College    | W | 80-65 | 9314  |
| 02/12/2024 | Wake Forest       | W | 77-69 | 9314  |
| 02/17/2024 | at Florida St.    | W | 76-67 | 11500 |
| 02/21/2024 | at Miami (FL)     | W | 84-55 | 7972  |
| 02/24/2024 | at Wake Forest    | L | 79-83 | 14744 |
| 02/28/2024 | Louisville        | W | 84-59 | 9314  |





# DUKE BASKETBALL

## 2023-24 RADIO/TV ROSTER



**0 • JARED MCCAIN**

G | 6-3 | 197 | Fr.  
Sacramento, Calif.  
Centennial



**1 • CALEB FOSTER**

G | 6-5 | 197 | Fr.  
Harrisburg, N.C.  
Notre Dame (Calif.)



**2 • JAYLEN BLAKES**

G | 6-2 | 204 | Jr.  
Somerset, N.J.  
Blair Academy



**3 • JEREMY ROACH**

G | 6-2 | 180 | Sr.  
Leesburg, Va.  
St. Paul VI HS



**5 • TYRESE PROCTOR**

G | 6-5 | 183 | So.  
Sydney, Australia  
NBA Global Academy



**12 • TJ POWER**

F | 6-9 | 216 | Fr.  
Shrewsbury, Mass.  
Worcester Academy



**13 • SEAN STEWART**

F | 6-9 | 227 | Fr.  
Windermere, Fla.  
Montverde Academy



**14 • JADEN SCHUTT**

G | 6-5 | 190 | So.  
Yorkville, Ill.  
Yorkville Christian HS



**15 • RYAN YOUNG**

F | 6-10 | 238 | Gr.  
Stewartsville, N.J.  
Bethlehem Catholic HS  
Northwestern Univ.



**20 • NEAL BEGOVICH**

F | 6-9 | 230 | Gr.  
San Francisco, Calif.  
St. Ignatius College Prep  
Stanford Univ.



**21 • CHRISTIAN REEVES**

C | 7-1 | 261 | So.  
Charlotte, N.C.  
Oak Hill Academy (Va.)



**25 • MARK MITCHELL**

F | 6-9 | 232 | So.  
Kansas City, Kan.  
Sunrise Christian School



**30 • KYLE FILIPOWSKI**

C | 7-0 | 248 | So.  
Westtown, N.Y.  
Wilbraham & Monson Academy




**52 • STANLEY BORDEN**

C | 7-0 | 241 | Jr.  
Istanbul, Turkey  
Istanbul Int'l Community School




**55 • SPENCER HUBBARD**

G | 5-8 | 157 | Sr.  
Los Angeles, Calif.  
Harvard Westlake HS



**JON SCHEYER**

Head Coach  
Duke '10  
11th Season at Duke / 2nd as Head Coach




**CHRIS CARRAWELL**

Associate Head Coach  
Duke '00  
6th Season at Duke




**JAI LUCAS**

Associate Head Coach  
Texas '11  
2nd Season at Duke



**WILL AVERY**

Assistant Coach  
Duke '23  
1st Season at Duke



**EMANUEL DILDY**

Assistant Coach  
Eastern Illinois '05  
1st Season at Duke