



NC STATE MEN'S BASKETBALL

2 NATIONAL CHAMPIONSHIPS 27 NCAA TOURNAMENT APPEARANCES 17 CONFERENCE CHAMPIONSHIPS 20 ALL AMERICANS



@PACKMENSBBALL

GAME #25 - TUESDAY, FEB. 7 | 9 PM | JOHN PAUL JONES ARENA



VS



#22/22 NC STATE WOLFPACK (19-5, 9-4)

Head Coach: Kevin Keatts

Record at NC State: 109-73 (6th Year)

Overall Record: 181-101 (9th Year)

#8/9 VIRGINIA CAVALIERS (17-4, 9-3)

Head Coach: Tony Bennett

Record at UVA: 333-121 (14th Year)

Overall Record: 402-154 (17th Year)

PACK TRACKS

■ NC State won its fourth straight game - and eighth in its last nine outings - with a 72-64 win over Georgia Tech on Saturday afternoon. The Pack trailed by three, 61-58, with 4:10 remaining in the game, but held the Yellow Jackets scoreless for almost four minutes, going on an 11-0 run before Georgia Tech hit a three with 25 seconds remaining to stop the NC State run.

■ Graduate forward DJ Burns led NC State in points (24) and rebounds (8) in the win. Burns is averaging 23.3 points on 56.6 percent shooting and also pulling down 7.0 rebounds per game over the last three outings. Burns was averaging 9.1 points per game after the Pack's final game of 2022 on 12/30 at Clemson, but in the nine games NC State has played in 2023, the Rock Hill, S.C., native is averaging 17.0 points per game.

■ Senior guard Casey Morsell scored 17 points - the most in his career against an ACC opponent. He shot 6-of-9 from the field, including 4-of-7 from three-point range. Morsell is 43.9 percent from three-point range this season to rank second in the ACC.

■ Sophomore guard Terquavion Smith passed out a career-high 10 assists in the win over Georgia Tech. The Farmville, N.C., native ranks fifth in the ACC in assists per game and still leads the ACC in scoring with an average of 18.5 points per game, despite scoring just five points - his first single digit scoring game of the season - against the Yellow Jackets.

■ NC State is ranked 22nd in the Associated Press poll released on Monday, Feb. 6. It's the first time NC State has been ranked in the AP poll since the Jan. 28, 2019 ranking where the Pack was ranked 23rd.

PROJECTED NC STATE STARTERS

(based on last game)

0 TERQUAVION SMITH

6-4 ■ 165 ■ So. ■ Greenville

PTS	AST	ST	MPG
18.5	4.6	1.7	33.7



SMITH: Leads ACC in scoring/ranks 3rd 3PT made/4th in steals/5th in assists ... Season-high 33 points vs. Coppin State on 12/6 ... Leads team in in points, assists and steals ... Preseason All-ACC First-Team Selection ... Averaged 16.3 points per game last season ... Upped average to 18.3 points per game in ACC-only games ... Made ACC-best 96 three-pointers.

1 JARKEL JOINER

6-4 ■ 180 ■ Gr. ■ Oxford, Miss.

PTS	AST	FG%	MPG
16.2	3.2	43.2	35.3



JOINER: Ranks 6th in the ACC in assist-turnover ratio/9th in scoring/ ... Named ACC POW on 11/28 ... 27 points in win over Dayton ... 26 points in win over FIU on 11/15 ... Grad transfer from Ole Miss ... Led Rebels in scoring at 13.2 points per game last season ... played FR/SO seasons at CSU Bakersfield ... 1st-Team All-WVAC as SO ... Career-high 34 points vs. Cal Baptist.

14 CASEY MORSELL

6-3 ■ 200 ■ Sr. ■ Ft. Washington, Md.

PTS	REB	FG%	MPG
12.6	4.6	48.6	34.3



MORSELL: 2nd ACC in 3PT% (43.9) and 8th 3PT made per game (2.42) ... Career-high 26 points on career-best 6 threes in win over FIU on 11/15 ... Appeared in 30 games, making 20 starts last season ... Avg. 7.2 points & 3.6 rebounds per game ... Ranked 3rd on the team with 35 three-pointers ... Played FR & SO seasons at Virginia ... Originally a 4-star, top-75 recruit in Class of 2019.

23 GREG GANTT

6-8 ■ 210 ■ R-Jr. ■ Fayetteville

PTS	REB	ST	MPG
2.1	4.9	1.0	19.3



GANTT: Made first start of the season on 1/4 vs. Duke ... Grabbed career-high 10 rebounds in win over Wake Forest on 1/28 ... Tied career-high in steals (3) and blocks (2) in win over Duke on 1/4 ... Was on roster last season, but redshirted due to injuries ... In 2020-21 season, started 7 of 26 games at Providence ... Averaged 4.0 points, 3.1 rebounds and 1.7 assists per game.

30 DJ BURNS

6-9 ■ 275 ■ Gr. ■ Rock Hill, S.C.

PTS	REB	FG%	MPG
12.1	4.9	55.5	22.2



BURNS: Ranks 5th in ACC in FG % ... Scored career-high 31 points in win over Wake Forest on 1/28 ... Scored in double figures in 9 of last 10 games ... Double-double in NC State debut (10pts/10reb) vs. Austin Peay on 11/7 ... Transfer from Winthrop ... Big South Conference Player of the Year last season ... Avg. 15 pts/4.5 rebs per game ... Shot 62.6% on FGs ... FG% ranked 9th in NCAA.

2022-23 NC STATE SCHEDULE

RECORD

19-5

ACC	9-4
Non-Conference	10-1
Home	13-1
Neutral	3-1
Road	3-3

November (7-1)

Nov. 7	Austin Peay	W, 99-50
Nov. 11	Campbell	W, 73-67
Nov. 15	FIU	W, 107-74
Nov. 19	Elon	W, 74-63
Nov. 23	vs. #3/3 Kansas-1	L, 74-80
Nov. 24	vs. rv/rv Dayton-1	W, 76-64
Nov. 25	vs. Butler-1	W, 76-61
Nov. 29	William & Mary	W, 85-64

December (4-3)

Dec. 2	Pitt	L, 60-68
Dec. 6	Coppin State	W, 94-72
Dec. 10	at rv/rv Miami	L, 73-80
Dec. 13	Furman	W, 92-73
Dec. 17	vs. Vanderbilt-2	W, 70-66
Dec. 22	Louisville	W, 76-64
Dec. 30	at Clemson	L, 64-78

January (6-1)

Jan. 4	#16/14 Duke	W, 84-60
Jan. 7	at #rv/rv Virginia Tech	W, 73-69
Jan. 14	#16 /15 Miami	W, 83-81 (ot)
Jan. 17	at Georgia Tech	W, 78-66
Jan. 21	at #rv/rv North Carolina	L, 69-80
Jan. 24	Notre Dame	W, 85-82
Jan. 28	at #rv/rv Wake Forest	W, 79-77

February (2-0)

Feb. 1	Florida State	W, 94-66
Feb. 4	Georgia Tech	W, 72-64
Feb. 7	at #8/9 Virginia	ACCN 9:00
Feb. 11	at Boston College	RSN 12:00
Feb. 14	at Syracuse	ACCN 7:00
Feb. 19	North Carolina	ESPN 1:00
Feb. 22	Wake Forest	RSN 9:00
Feb. 25	Clemson	RSN 12:00
Feb. 28	at Duke	ESPN/2 7:00

March (0-0)

Mar 7-11	ACC Tournament	TBD	TBD
----------	----------------	-----	-----

- 1 - Battle 4 Atlantis (Paradise Island, Bahamas)
- 2 - Legends of Basketball Showcase (Chicago, Ill.)

ACC NETWORK

Play-by-Play..... Dave O'Brien
Analyst..... Cory Alexander

RADIO (WOLFPACK SPORTS NETWORK)

Play-by-Play..... Gary Hahn
Analyst..... Tony Haynes

NC STATE COMMUNICATIONS

Director/MBB Contact Craig Hammel
Email/Cell..... cwhamme2@ncsu.edu/317-292-0858
Twitter @Hammel_Craig

QUICK FACTS

Location.....Raleigh, N.C.
 Founded.....March 7, 1887
 Enrollment.....36,304
 Nickname.....Wolfpack
 Mascot.....Mr. and Ms. WUF
 School Colors.....Red (PMS 186) and White
 Conference.....Atlantic Coast
 Chancellor.....Dr. Randy Woodson
 Athletics Director.....Boo Corrigan
 Athletics Dept. Phone.....919-515-2101
 Basketball Office Phone.....919-515-3134
 Ticket Office Phone.....919-865-1510

PNC ARENA

Capacity:.....19,772
 Record at PNC Arena:.....270-116 (.699)
 Record at PNC Arena (under Keatts):.....64-26 (.711)

MEDIA INFORMATION

Credentials are issued to working members of the media only. Requests should be made online via NC State's application link (<https://forms.gle/uefPdwFhcNpQmF228>).

Any questions can be sent to Craig Hammel, Director of Athletics Communications.

Head coach Kevin Keatts and select players will regularly conduct media availabilities throughout the season. Email Craig if you'd like to be added to the NC State men's basketball distribution list.

ACC COACHES WEEKLY ZOOM

ACC head basketball coaches will be featured on nine Monday zooms during the 2022-23 season. The season's first teleconference will take place with all 15 coaches on Monday, January 9, 2023. Each coach will have 10 minutes to make an opening statement and answer questions. Email Andy Fledderjohann (afledder@theacc.org) to receive the weekly zoom link.

Kevin Keatts' ACC Zoom Schedule

Monday, Jan. 9 - 10:50 a.m.
 Monday, Jan. 16 - 10:50 a.m.
 Monday, Jan. 23 - 10:40 a.m.
 Monday, Jan. 30 - 10:50 a.m.
 Monday, Feb. 6 - 10:40 a.m.
 Monday, Feb. 13 - 10:50 a.m.
 Monday, Feb. 20 - 10:40 a.m.
 Monday, Feb. 27 - 10:40 a.m.

ATHLETICS COMMUNICATION STAFF



Craig Hammel (Primary)
 Email: cwhamme2@ncsu.edu
 Cell: 317-292-0858
 Twitter: @Hammel_Craig



NC STATE NUMERICAL ROSTER

No.	Name	Pos.	Class	Ht.	Wt.	Hometown/High School (Previous College)
0	Terquavion Smith	G	So.	6-4	165	Greenville, N.C./Farmville Central
1	Jarkel Joiner	G	Gr.	6-1	180	Abbeville, Miss./Oxford (Ole Miss)
3	Isaiah Miranda	F	Fr.	7-1	205	Pawtucket, R.I./Southern California Academy
4	LJ Thomas	G	Fr.	6-2	205	Plant City, Fla./Bull Durham Prep (N.C.)
5	Jack Clark	G	Gr.	6-8	200	Cheltenham, Pa./Cheltenham (La Salle)
10	Breon Pass	G	So.	6-0	175	Reidsville, N.C./Reidsville
11	Dusan Mahorcic	F	Gr.	6-10	235	Belgrade, Serbia/Notre Dame College Prep (Ill.) (Utah)
12	Chase Graham	G	Sr.	6-1	180	Raleigh, N.C./Athens Drive
13	KJ Keatts	G	Fr.	5-10	155	Cary, N.C./Grace Christian School
14	Casey Morsell	G	Sr.	6-3	200	Ft. Washington, Md./St. John's College (Virginia)
20	Alex Nunnally	G	So.	6-2	180	Cary, N.C./Cary Academy
21	Ebenezer Dowuona	F	Jr.	6-11	225	Accra, Ghana/The Heritage School (Ga.)
22	Jordan Snell	G	Fr.	6-2	165	Cary, N.C./Panther Creek
23	Greg Gantt	F	R-Jr.	6-8	210	Fayetteville, N.C./Trinity Christian School (Providence)
24	Ernest Ross	F	So.	6-9	195	Alachua, Fla./Santa Fe
30	DJ Burns	F	Gr.	6-9	275	Rock Hill, S.C./York Preparatory Academy (Winthrop)

COACHING STAFF

Head Coach: Kevin Keatts, 6th Season (Marshall '11)
Assistant Coach: Joel Justus, 1st Season (UNC-Wilmington '04)
Assistant Coach: Kareem Richardson, 1st Season (Evansville '97)
Assistant Coach: Levi Watkins, 1st Season (NC State '05)
Strength and Conditioning Coach: Pat Murphy, 6th Season (UNC-Wilmington '04)
Director of Operations: Steve Snell, 3rd Season (Radford '88)
Director of Player Personnel: Anthony Wright, 6th Season (Maine '99)
Director of Scouting/Quality Control: John Janovsky, 1st Season (Pittsburgh '04)
Video Coordinator: Jackson Hayzlett, 2nd Season (Bowling Green '14)
Assistant Director of Operations: Chris Zupko, 3rd Season (Roanoke College '95)
Assistant Athletic Trainer: Ron Cooper, 4th Season (Daemen College '13)

PRONUNCIATION GUIDE:

Ebenezer **Dowuona** (DUH-WANNA)
 Dusan **Mahorcic** (DUE-SHAWN MUH-HOR-CHICH)
 Alex **Nunnally** (NONE-UH-LEE)
 Terquavion (TUR-KWAY-VEE-AHN) Smith

RETURNEES (8)

Ebenezer Dowuona
 Greg Gantt
 Chase Graham
 Casey Morsell
 Alex Nunnally
 Breon Pass
 Ernest Ross
 Terquavion Smith

NEWCOMERS (8)

DJ Burns
 Jack Clark
 Jarkel Joiner
 KJ Keatts
 Dusan Mahorcic
 Isaiah Miranda
 Jordan Snell
 LJ Thomas

ACC 2022-23 PRESEASON POLL

School (First-place votes in parentheses)	Points
1. Duke (47)	1132
1. North Carolina (90)	1504
2. Duke (2)	1339
3. Virginia (6)	1310
4. Miami (2)	1138
5. Florida State	1064
6. Notre Dame	971
7. Virginia Tech (1)	921
8. Syracuse	700
9. Wake Forest	672
10. NC State	548
11. Clemson	528
12. Louisville	477
13. Boston College	368
14. Pitt	320
15. Georgia Tech	260

2022-23 PRESEASON ALL-ACC FIRST TEAM

Name, School	Votes
Armando Bacot, North Carolina	100
Isaiah Wong, Miami	81
Caleb Love, North Carolina	58
Terquavion Smith, NC State	46
Jeremy Roach, Duke	35

PRESEASON ALL-ACC SECOND TEAM

Name, School	Votes
Jayden Gardner, Virginia	32
Dereck Lively II, Duke	19
Justyn Mutts, Virginia Tech	18
PJ Hall, Clemson	17
RJ Davis, North Carolina	14

ACC PRESEASON PLAYER OF YEAR

Armando Bacot, North Carolina, 82
 Isaiah Wong, Miami, 5
 Caleb Love, North Carolina, 4
 Jeremy Roach, Duke, 3
 PJ Hall, Clemson, 2
 RJ Davis, North Carolina, 2
Terquavion Smith, NC State, 1
 Hunter Cattoor, Virginia Tech, 1
 Dariq Whitehead, Duke, 1

ACC PRESEASON FRESHMAN OF YEAR

Dereck Lively II, Duke, 57
 Dariq Whitehead, Duke, 25
 Tyrese Proctor, Duke, 5
 Mark Mitchell, Duke, 3
 Tyler Nickel, North Carolina, 2
 Jalen Washington, North Carolina, 2
 JJ Starling, Notre Dame, 2
 Kyle Filipowski, Duke, 2
 Prince Aligbe, Boston College, 1
 Isaac McKneely, Virginia, 1
 Seth Trimble, North Carolina, 1

TUESDAY STORYLINES

■ The Pack's 18-5 record is NC State's best record through 23 games since the 2005-06 team was 19-4. NC State's 8-4 ACC record is the program's best ACC record through 12 games since the 2005-06 team had a 9-3 ACC record.

■ NC State has won eight of its last nine ACC games. The last time the Pack had that much success in a nine-game conference stretch was when the 1973-74 team went 12-0 in the ACC on its way to a 30-1 record and the National Championship.

■ Five Games over .500 in ACC Play: The Pack's 9-4 conference record marks the first time since March 6, 2013 that the Pack has been five games over .500 in ACC play. NC State defeated Wake Forest, 81-66, on March 6, 2013 to improve to 11-6 in the ACC standings before falling at Florida State in the regular season finale. A win over Virginia on Tuesday would put NC State six games over .500 in conference play for the first time since the 2005-06 team had a 10-4 ACC record with two games left in the regular season.

■ Tuesday's game will be the Pack's fourth this season against a ranked opponent. NC State is 2-1 against ranked opponents (beat #16 Duke and #16 Miami at PNC Arena and lost to #3 Kansas, 80-74, in the first round of the Battle 4 Atlantis in Paradise Island, Bahamas). Now in his sixth season with NC State, head coach Kevin Keatts has led the Pack to 11 wins over ranked opponents. NC State's last win on the road over a ranked opponent was Feb. 24, 2021 in Charlottesville. NC State defeated 21st-ranked Virginia, 68-61.

■ Graduate guard Jarkel Joiner has made 31 of his last 32 free throws. For the season, Joiner is shooting 83.0 percent from the foul line and has improved that mark to 88.9% (48-of-54) in ACC games. The Oxford, Miss., native has been even better this season in clutch moments. In the final four minutes of regulation or in overtime, Joiner is shooting 91.3% (42-of-46) from the foul line.

■ Tuesday marks the return to Charlottesville for NC State senior guard Casey Morsell. Morsell played at Virginia for two seasons, averaging 4.2 points per game in 53 career games playing for the Cavaliers. In his second season at NC State, Morsell is averaging a career-best 12.6 points per game this season. The Ft. Washington, Md. native has shown off a much improved three-point shot this season, ranking second in the conference in three-point percentage at 43.9 percent and eighth in the ACC in three-pointers made per game at 2.42 per game. In 53 career games at UVA, Morsell only had three games with multiple three-pointers made. Has now played in 54 games in an NC State uniform and has made multiple three-pointers in 28 of 54 games with the Pack. Morsell has made 57 three-pointers this season in 24 games. He made a combined 60 three-pointers in his first three years of college basketball (83 games).

■ Tuesday is a battle of the top scoring offense in the ACC against the top scoring defense in the ACC. NC State leads the ACC in scoring with an average of 79.6 points per game. The Pack is 19-2 when it scores at least 70 points this season. Virginia leads the ACC in scoring defense at 60.9 points allowed per game and has only allowed two of its 24 opponents this season to score 70+ points.

■ Graduate forward D.J. Burns scored has scored in double figures in nine consecutive games and 12 of the last 14 entering Tuesday's contest. He only scored in double figures four times in the first 10 games of the season. In the first 10 games of the season, Burns averaged 7.4 points, 3.8 rebounds, 0.9 assists and 0.6 blocks while playing 16.6 minutes per game. After Dusan Mahorcic was injured in the Coppin State game on Dec. 6, Burns has seen his role increase. Over the last 14 games since Mahorcic went out, Burns is averaging 15.4 points, 5.7 rebounds (including 2.3 offensive rebounds), 2.1 assists and 1.1 blocks while playing 26.1 minutes per game. Burns is shooting 56.5 percent from the field (95-of-168) over the last 14 games.

■ NC State has only committed 32 turnovers in the last five games combined, including a school-tying record (and fewest by an NCAA DI team this season) two vs. Notre Dame on Jan. 24. The Pack leads the ACC in conference games in fewest turnovers per game, averaging just 8.0 per outing. The Pack has had single digit turnovers in 11 of its last 14 games.

■ NC State leads the ACC in turnover margin (+4.25), steals (8.3 per game) and forcing turnovers (14.0 per game). The Pack is 11-0 this season when it forces its opponent into 15 or more turnovers and 12-0 when it has at least 18 points off of opponent turnovers.

■ Two Random Stats for Tuesday's 9 PM game (that have absolutely no bearing on what will take place in the game) ... NC State is 14-1 this season in games played at night (6 PM or later) and is 6-0 this season playing on a Tuesday.

NC STATE - VIRGINIA SERIES

■ Tuesday will be the 154th all-time meeting between the two programs.

■ NC State leads the all-time series, 85-68, but UVA has a 41-25 record in games played in Charlottesville.

■ The Pack is 2-8 all-time at John Paul Jones Arena, but has won its last two games at JPJ Arena.

■ Kevin Keatts has a 3-4 record against the Cavaliers as head coach of the Pack, including a 2-1 mark in Charlottesville. NC State has won three of its last four games against Virginia.

■ Last Meeting (1/22/22): NC State shot a season-best 60 percent to beat Virginia, 77-63, at PNC Arena. The Pack's 77 points were the most allowed by Virginia last season and NC State's 60 percent shooting for the game was only the second time in 417 games as head coach of Virginia that Tony Bennett's squad has given up a 60 percent shooting performance to an opponent. Jericole Hellems led the Pack with 21 points on 8-of-12 shooting, including 5-of-9 from three-point range. Terquavion Smith added 20 points on 8-of-13 shooting and shot 4-of-7 from three-point range. Former Virginia player Casey Morsell added 12 points on 5-of-7 shooting and had a team-high seven rebounds.

JACK CLARK OUT INDEFINITELY

■ NC State lost a second starter when Jack Clark was ruled out indefinitely with a core muscle injury. Clark suffered the injury at the end of the Pack's game against Clemson on Dec. 30. Clark started the first 15 games for NC State. At the time of his injury, he was leading the team in rebounding (7.3) and steals (1.9). He ranked 10th in the ACC in rebounding and was second in steals. Clark also contributed 9.1 points per game and had hit 18 three-pointers.

DUSAN MAHORCIC OUT INDEFINITELY

■ Graduate forward Dusan Mahorcic suffered a dislocated right patella in the Dec. 6 win over Coppin State. He had surgery and is out indefinitely. Mahorcic started nine of 10 games for the Pack this season and is averaging 8.7 points and 6.6 rebounds per game. His 64.3 percent field goal shooting leads the team and his 26 offensive rebounds were the most on the team and eighth-most in the ACC at the time of his injury.

2021-22 ACC AWARDS

2021-22 ALL-ACC TEAM

FIRST TEAM

Name, School	Points
Armando Bacot, North Carolina	380
Alondes Williams, Wake Forest	373
Paolo Banchero, Duke	372
Kameron McGusty, Miami	315
Buddy Boeheim, Syracuse	241

SECOND TEAM

Name, School	Points
Keve Aluma, Virginia Tech	192
Dereon Seabron, NC State	166
Wendell Moore Jr., Duke	161
Blake Wesley, Notre Dame	148
Jake LaRavia, Wake Forest	147

THIRD TEAM

Name, School	Points
Dane Goodwin, Notre Dame	131
Mark Williams, Duke	119
Isaiah Wong, Miami	119
Jayden Gardner, Virginia	106
Michael Devoe, Georgia Tech	105

HONORABLE MENTION

Name, School	Points
Caleb Love, North Carolina	84
PJ Hall, Clemson	72
John Hugley, Pitt	54
Charlie Moore, Miami	42
Brady Manek, North Carolina	38
Kihei Clark, Virginia	22
AJ Griffin, Duke	22
Paul Atkinson Jr., Notre Dame	20
Terquavion Smith, NC State	15
Reece Beekman, Virginia	15

ALL-DEFENSIVE TEAM

Name, School	Votes
Mark Williams, Duke	77
Reece Beekman, Virginia	69
Leaky Black, North Carolina	55
Charlie Moore, Miami	45
Wendell Moore Jr., Duke	33

ALL-ROOKIE TEAM

Name, School	Votes
Paolo Banchero, Duke	77
Terquavion Smith, NC State	73
Blake Wesley, Notre Dame	72
AJ Griffin, Duke	66
Trevor Keels, Duke	50

ACC PLAYER OF THE YEAR

Alondes Williams, Wake Forest

ACC ROOKIE OF THE YEAR

Paolo Banchero, Duke

COACH OF THE YEAR

Steve Forbes, Wake Forest

DEFENSIVE PLAYER OF THE YEAR

Mark Williams, Duke

MOST IMPROVED PLAYER

Dereon Seabron, NC State

SIXTH MAN OF THE YEAR

Matthew Cleveland, Florida State

REPLACE THE LEADING SCORER? NOTHING NEW FOR KEATTS

■ NC State lost its leading scorer from the previous season as Dereon Seabron and his team-best 17.3 points per game is now in the NBA. The loss of the previous season's leading scorer is nothing new for Keatts though, since he became head coach of the Pack in the spring of 2017 he has to replace the team's leading scorer each season.

Replacing Leading Scorer under Keatts

Season	Previous Season Leading Scorer	Leading Scorer That Season
2017-18	Dennis Smith, Jr. (18.1)	Allerik Freeman (16.1)
2018-19	Allerik Freeman (16.1)	Torin Dorn (14.0)
2019-20	Torin Dorn (14.0)	C.J. Bryce (13.3)
2020-21	C.J. Bryce (13.3)	Devon Daniels (16.5)
2021-22	Devon Daniels (16.5)	Dereon Seabron (17.3)
2022-23	Dereon Seabron (17.3)	?

■ As a program, NC State has not had a player repeat as scoring leader since C.J. Leslie led the team in scoring in the 2011-12 and 2012-13 seasons.

■ One small caveat, while Dereon Seabron did lead the team in scoring last season at 17.3 points per game, Terquavion Smith led the team in scoring in ACC games. The freshman averaged 18.3 points per game in 20 conference games last season while Seabron averaged 16.0 points per game in league competition.

TERQUAVION SMITH NAMED TO FIRST-TEAM PRESEASON ALL-ACC

■ NC State sophomore guard Terquavion Smith received 46 votes, the fourth-most of any ACC player, to make the preseason All-ACC First Team.

■ Smith averaged 16.3 points per game last season and led the ACC with 96 three-pointers made. He upped his scoring average to 18.3 points in ACC-only contests last season to rank second in the conference in scoring in league contests.

■ The Greenville, N.C., native is the first NC State player to make the preseason All-ACC First Team since C.J. Leslie was named Preseason ACC Player of the Year prior to the 2012-13 season.

PACK PICKED 10TH IN THE PRESEASON ACC POLL

■ NC State was picked to finish 10th in the preseason ACC poll that was released a week after the league's annual ACC Tipoff Event. It's the second-worst preseason slot for the Pack in the Kevin Keatts era, but hope is not lost. The only other time NC State was picked in double digits in the preseason poll under Keatts was in 2017-18. That season, the Pack was selected 12th in the preseason poll, but went 11-7 in the ACC and finished in a tie for third place.

PACK GOT OLD

■ After last season ended, Kevin Keatts knew one thing immediately that he wanted to change about next year's team ... he wanted to get older. The Pack went out and did that. NC State signed four transfers, all who are college graduates. DJ Burns (Winthrop), Jack Clark (La Salle), Jarkel Joiner (Ole Miss) and Dusan Mahorcic (Utah) all transferred to NC State in the offseason. Last season, the Pack's eight player rotation for a majority of the season was six underclassmen and just two veterans in junior Casey Morsell and senior Jericole Helles. The Pack's starting lineup in its final game of last season consisted on a senior, junior, two sophomores and a freshman. In NC State's exhibition contest on Wednesday, the Pack's starting lineup was three graduate transfers (Clark, Joiner, Mahorcic), a senior (Morsell) and a sophomore (Smith).

NO SHORTAGE OF SCORERS

■ NC State only returned one double-digit scorer from last season's team (Terquavion Smith - 16.3 ppg.), but added three players in DJ Burns (15.0 ppg., at Winthrop), Jack Clark (12.0 ppg., at La Salle) and Jarkel Joiner (13.2 ppg., at Ole Miss) who averaged double digits in scoring last season.

■ The Pack is one of four ACC teams that has four players on its team that averaged double figures last season. Miami, Boston College and Virginia also have four players that averaged in double-digits last season.

FOUR 30-POINT SCORERS

■ 30-point games are notable enough that NC State lists every 30-point performance in the program's history in the media guide. This year the Pack has four players that have scored 30 or points in a game in their career.

- Terquavion Smith had two 30-point performances last season; 34 at UNC (1/29/22) and 30 at Florida State (3/5/22).

- DJ Burns scored 30 points last season against Mary Baldwin (11/9/21)

- Jack Clark scored 30 points last season vs. Duquesne (3/5/22)

- Jarkel Joiner scored 34 points while a member of the CSU Bakersfield team against

■ NC State and Miami are the only teams in the ACC that have four players that have had 30-point performances in their career.

TOP BENCH SCORING PERFORMANCES UNDER KEVIN KEATTS

Opponents	Bench Pts	Result
1. USC Upstate (12/22/18)	62	W, 98-71
2. Pitt (1/12/19)	54	W, 86-80
3. Maryland Eastern Shore (11/10/18)	50	W, 94-49
4. The Citadel (12/22/19)	45	W, 83-63
Loyola Maryland (12/28/18)	45	W, 97-64
6. Western Carolina (12/5/18)	44	W, 100-67
7. North Carolina (1/8/19)	43	L, 82-90
8. Saint Peter's (11/20/18)	42	W, 85-57
9. UNC Asheville (11/13/18)	41	W, 100-49
Louisville (3/3/18)	41	W, 76-69

IMPORTANCE OF A DEEP BENCH

■ Injuries last season robbed the Pack of one of its biggest advantages NC State has enjoyed during the Kevin Keatts era ... scoring off the bench. Keatts first four teams at NC State all averaged over 20 points off the bench, but that number dropped to just 12.7 points per game last season. Coming into last season, NC State had outscored the opponent's bench by 850 points in the first four seasons under Keatts. Last season, NC State's bench was outscored by 231 points.

■ Kevin Keatts teams have accounted for 11 of top-21 NC State bench scoring performances since 1999-2000 season, including the top-3. (see chart to left for best bench performances under Keatts).

NC State Bench Scoring

Season	NC State Bench	Opponent Bench	Margin
2017-18	720 (21.8)	523 (15.8)	+197 (+6.0)
2018-19	1,043 (29.0)	574 (15.9)	+469 (+13.1)
2019-20	661 (20.7)	521 (16.3)	+140 (+4.4)
2020-21	526 (21.0)	482 (19.3)	+44 (+1.8)
2021-22	407 (12.7)	638 (19.9)	-231 (-7.2)

PACK HAS BEEN ONE OF ACC'S BEST UNDER KEATTS IN TURNOVER MARGIN

■ In five seasons with Kevin Keatts, NC State has finished second three times, third place once and fourth place once in the ACC in turnover margin. The Pack had a +2.64 turnover margin in 2017-18 and a +3.08 turnover margin in 2018-19. Last season, despite its record, NC State still finished in second place in the conference in turnover margin at +2.66. In the Kevin Keatts era, NC State is 91-43 (67.9%) when it has the same or fewer turnovers than its opponent and just 17-29 when it has more turnovers than its opponent.

DEFENSIVE PRESSURE UNDER KEATTS

■ In the first two seasons under Kevin Keatts, the Pack led the ACC in forcing opponent turnovers and ranked second in the ACC in Keatts fourth season. In his third and fifth seasons, the Pack ranked fifth in forcing opponent turnovers. In his first season with NC State in 2017-18, the Pack forced 487 opponent turnovers, an average of 14.8 per game. In 2018-19, NC State forced 560 turnovers, an average of 15.6 per game. The 560 opponent turnovers are the third-most forced turnovers in program history. In the Kevin Keatts era, NC State is 59-19 (75.6%) when it forces an opponent into 15 or more turnovers.

Associated Press Top-25 (Week 14)				USA Today Coaches Poll Top-25 (Week 14)				NC State in the Polls	
RK	Team	Record	Pts.	RK	Team	Record	Pts.	AP	USA Today
1.	Purdue (38)	22-2	1508	1.	Purdue (15)	22-2	780	Preseason	-
2.	Houston (22)	22-2	1483	2.	Houston (13)	22-2	765	Week 2	-
3.	Alabama (1)	20-3	1436	3.	Alabama (1)	20-3	728	Week 3	-
4.	Arizona (1)	21-3	1375	4.	Arizona	21-3	670	Week 4	-
5.	Texas	19-4	1267	5.	Tennessee (2)	19-4	647	Week 5	-
6.	Tennessee	19-4	1254	6.	Texas (1)	19-4	645	Week 6	-
7.	UCLA	19-4	1159	7.	UCLA	19-4	594	Week 7	-
8.	Virginia	17-4	1034	8.	Kansas	18-5	518	Week 8	-
9.	Kansas	18-5	1013	9.	Virginia	17-4	505	Week 9	-
10.	Marquette	19-5	909	10.	Marquette	19-5	477	Week 10	RV
11.	Iowa State	16-6	869	11.	Kansas State	18-5	459	Week 11	RV
12.	Kansas State	18-5	855	12.	Baylor	17-6	453	Week 12	RV
13.	Xavier	19-5	843	13.	Iowa State	16-6	451	Week 13	RV
14.	Baylor	17-6	832	14.	Saint Mary's	21-4	419	Week 14	22
15.	Saint Mary's	21-4	742	15.	Xavier	19-5	396		
16.	Gonzaga	19-5	602	16.	Gonzaga	19-5	286		
17.	TCU	17-6	517	17.	Providence	17-6	248		
18.	Indiana	16-7	431	18.	Indiana	16-7	207		
19.	Miami	18-5	425	19.	TCU	17-6	206		
20.	Providence	17-6	369	20.	Miami	18-5	192		
21.	UConn	18-6	275	21.	UConn	18-6	125		
22.	NC State	19-5	156	22.	NC State	19-5	83		
23.	Creighton	15-8	154	23.	San Diego State	18-5	68		
24.	Rutgers	16-7	125	24.	Duke	17-6	67		
25.	San Diego State	18-5	96		Clemson	18-6	67		

NC State in ACC Rankings (Through 2/4/23)		
Individual		
Scoring		
1. Terquavion Smith	18.5	
9. Jarkel Joiner	16.2	
Rebounding		
7. Jack Clark	7.3	
Offensive Rebounding		
15. DJ Burns	1.92	
Field Goal Percentage		
5. DJ Burns	55.5	
Free Throw Percentage		
9. Jarkel Joiner	83.0	
Three-Point Field Goals Per Game		
3. Terquavion Smith	2.92	
8. Casey Morsell	2.42	
Three-Point Field Goals Percentage		
2. Casey Morsell	43.9	
22. Jarkel Joiner	35.0	
23. Terquavion Smith	34.7	
Assists		
5. Terquavion Smith	4.6	
Assist/Turnover Ratio		
6. Jarkel Joiner	2.14	
8. Terquavion Smith	1.93	
Steals		
2. Jack Clark	1.93	
4. Terquavion Smith	1.67	
Minutes Played		
6. Jarkel Joiner	35.3	
11. Casey Morsell	34.3	
15. Terquavion Smith	33.7	
Team		
Category	Rank	Stat
Scoring Offense	1st	79.6
Scoring Defense	7th	69.5
Scoring Margin	2nd	+10.0
Free Throw %	11th	72.4
Field Goal %	7th	45.1
Field Goal % Defense	9th	43.8
3-Point FG Made/Game	4th	8.4
3-Point FG %	8th	35.2
Offensive Rebounds/Game	2nd	11.6
Rebounding Margin	4th	+2.7
Defensive Rebound %	7th	74.2
Offensive Rebound %	3rd	31.0
Blocked Shots	3rd	4.8
Assists	9th	13.5
Steals	1st	8.3
Turnovers	3rd	9.8
Forcing Turnovers	1st	14.0
Turnover Margin	1st	+4.3
Assist/Turnover Ratio	4th	1.38

TERQUAVION SMITH SHOOTING PROWESS

■ Terquavion Smith enters his sophomore season as one of the top three-point shooters in college basketball. ■ He led the ACC in three-pointers per game last season at 3.0 per game, knocking down 96 in 32 games. He was one of just three power conference players in the NCAA to average three or more three-pointers per game last season. His 96 three-pointers were the second-most by a freshman in NCAA DI last season. ■ Smith became the first ACC player to lead the league in three-pointers made as a freshman since Duke's J.J. Redick led the conference in the 2002-03 season. ■ Smith upped his shooting in league play, hitting 73 three-pointers in 20 ACC regular season games, an average of 3.65 made threes per game. Smith hit 13 more three-pointers in ACC play than second place Buddy Boeheim of Syracuse. ■ Smith's 96 three-pointers are the third-most in a single-season in program history.

SMITH... THE PASSER?

■ After putting his name in the NBA Draft after last season, one of the things scouts told him they wanted to see was Smith's ability to create for others. The Greenville, N.C., native has shown that ability in the preseason. Smith had seven assists in the Pack's secret scrimmage against Davidson on Oct. 22 and passed out six assists against Lees-McRae in the exhibition contest on Nov. 2. Smith's best assist game last season with six at Pitt.

BREON PASS PRIMED TO BREAK THROUGH

■ Many coaches have said that a player makes their biggest improvement from their freshman to sophomore seasons. The thinking behind that is they've now spent a year in a collegiate program and have been around older players that have shown and taught them what it takes to be successful in a college program. In Breon Pass' case, this past year marked the first time in his life that he was solely focused on basketball. ■ Pass was a two-sport start at Reidsville (N.C.) high school. He was a four-star recruit in both basketball and football and had numerous Power-5 offers to play wide receiver in college. He was named the 2021 N.C. High School Athletic Association Male Athlete of the Year for his prowess in both sports. ■ Pass played his last official football game on May 8, 2021 when he caught five passes for 88 yards and two touchdowns to be named Most Outstanding Offensive Player as he helped lead Reidsville to the 2A State Championship. ■ Since May 8, 2021, it has been all basketball for Pass. He appeared in just 25 games and averaged 2.2 points last season, but Pass has shown significant improvement in the offseason and has set himself up to likely be the first guard off the bench for NC State.

GANTT AND ROSS HEALTHY FOR THE PACK

■ It was a tough season last year for two frontcourt players that figure to have big roles for the Pack frontcourt this season. ■ After two years at Providence, Greg Gantt transferred to NC State in the summer of 2021, but the Fayetteville, N.C., native could never get healthy and missed the entire 2021-22 season with injury. ■ Ernest Ross was a freshman last season, who was coming on in early January, he played pivotal minutes late in the Pack's road wins at Virginia Tech and at Louisville, but was lost for the season with a broken ankle he suffered between the Pack's win at Louisville and its game at Duke. ■ The duo is back though and both showed flashes of what they can be in the Pack's exhibition win over Lees-McRae on Nov. 2. Gantt had two dunks while Ross scored 12 points on 6-of-7 shooting and added seven rebounds, including five offensive boards.

NEW FACES ON THE BENCH

■ NC State head coach Kevin Keatts has an entirely new coaching staff on the bench with him this season. The Pack replaced all three assistant coaches from last season. ■ Levi Watkins: The former Pack player and staff member returned to NC State this offseason as an assistant coach. Watkins played at NC State from 2001-05 and immediately joined the coaching staff at the conclusion of his career. He was a video coordinator for three years and director of operations for four years at NC State before leaving the Pack to become an assistant coach at Buffalo, Arizona State and Ole Miss. ■ Kareem Richardson: The former Kansas City head coach is the only assistant coach that has worked with Keatts before. Richardson and Keatts were both assistant coaches at Louisville for the 2012-13 season. Richardson was the head coach at Kansas City from 2013-19 and was an assistant coach at Clemson last season. ■ Joel Justus: The North Carolina native joined the Pack in June as an assistant coach. Justus grew up in Winston-Salem and played collegiately for UNCW. A long-time assistant coach at Kentucky, Justus comes to NC State after one season as an assistant coach at Arizona State.

PACK TO HONOR 40TH ANNIVERSARY OF 83 CHAMPIONSHIP

■ NC State will honor the 40th anniversary of the 1983 National Championship team throughout the 2022-23 men's basketball season. ■ The Pack will wear special Adidas 1983 throwback uniforms for NC State's annual Heritage Game at Reynolds Coliseum on Tuesday, Dec. 6 against Coppin State and on Wednesday, Feb. 22 when the Pack hosts Wake Forest at PNC Arena. The game in February against Wake Forest will serve as a reunion for the members of the 1983 championship team. The Feb. 22 date was chosen by members of the 1983 team as it allowed the most former players to be able to attend.

NC State's Record When...	
At Home	13-1
On the Road	3-3
Neutral	3-1
OT Game	
Day Game	5-4
Night Game (after 6 p.m.)	14-1
Lead at Halftime	16-1
Trail at Halftime	3-4
Tied at Halftime	
Scores 100+ Points	1-0
Scores 90+ Points	5-0
Scores 80+ Points	9-0
Scores 70+ Points	19-2
Scores 60+ Points	19-5
Scores less than 60 Points	
Opponent scores 100+ Points	
Opponent scores 90+ Points	
Opponent scores 80+ Points	2-3
Opponent scores 70+ Points	6-4
Opponent scores 60+ Points	18-5
Opponent scores less than 60 Points	1-0
Games decided by 1 point	
Games decided by 5 points or less	5-0
Games decided by 6-9 points	2-3
Games decided by 10-19 points	5-2
Games decided by more than 20 points	7-0
Leads with 5 minutes to play	17-0
Trails with 5 minutes to play	1-4
Tied with 5 minutes to play	1-1
Shoots 50% or better	4-0
Shoots between 40-49%	15-2
Shoots under 40%	0-3
Opponent shoots 50% or better	4-0
Opponent shoots between 40-49%	9-4
Opponent shoots under 40%	6-1
Shoots 30% or better from 3-point	15-2
Shoots under 30% from 3-point	4-3
Opponent shoots 30% or better from 3-point	10-3
Opponent shoots under 30% from 3-point	9-2
Shoots 70% or better from the FT line	12-3
Shoots between 60-69% from the FT line	3-1
Shoots under 60% from the FT line	4-1
Opponent shoots 70% or better from the FT line	8-5
Opponent shoots between 60-69% from the FT line	6-0
Opponent shoots under 60% from the FT line	5-0
Commits 15 or more turnovers	3-0
Commits fewer than 15 turnovers	16-5
Forces 15+ turnovers	11-0
Forces fewer than 15 turnovers	8-5
Has fewer or same number of turnovers	18-2
Outrebounds opponent	15-1
Outrebounded by opponent	3-4
Ties opponents in rebounding	1-0
November	7-1
December	4-3
January	6-1
February	2-0
March	
Monday	1-0
Tuesday	6-0
Wednesday	2-1
Thursday	2-0
Friday	2-2
Saturday	6-2
Sunday	

Opponent	Starting Lineups						Result
Austin Peay	Joiner	Smith	Morsell	Clark	Mahorcic		W, 99-50
Campbell	Joiner	Smith	Morsell	Clark	Mahorcic		W, 73-67
FIU	Joiner	Smith	Morsell	Clark	Mahorcic		W, 107-74
Elon	Joiner	Smith	Morsell	Clark	Mahorcic		W, 74-63
vs. Kansas	Joiner	Smith	Morsell	Clark	Mahorcic		L, 74-80
vs. Dayton	Joiner	Smith	Morsell	Clark	Mahorcic		W, 76-64
vs. Butler	Joiner	Smith	Morsell	Clark	Mahorcic		W, 76-61
William & Mary	Joiner	Smith	Morsell	Clark	Burns		W, 85-64
Pitt	Joiner	Smith	Morsell	Clark	Mahorcic		L, 60-68
Coppin State	Joiner	Smith	Morsell	Clark	Mahorcic		W, 94-72
at Miami	Joiner	Smith	Morsell	Clark	Burns		L, 73-80
Furman	Joiner	Smith	Morsell	Clark	Burns		W, 93-72
vs. Vanderbilt	Joiner	Smith	Morsell	Clark	Burns		W, 70-66
Louisville	Joiner	Smith	Morsell	Clark	Burns		W, 76-64
at Clemson	Joiner	Smith	Morsell	Clark	Burns		L, 64-78
Duke	Joiner	Smith	Morsell	Gantt	Dowuona		W, 84-60
at Virginia Tech	Joiner	Smith	Morsell	Gantt	Dowuona		W, 73-69
Miami	Joiner	Smith	Morsell	Gantt	Dowuona		W, 83-81 (OT)
at Georgia Tech	Joiner	Smith	Morsell	Gantt	Burns		W, 78-66
at North Carolina	Joiner	Smith	Morsell	Gantt	Burns		L, 69-80
Notre Dame	Joiner	Smith	Morsell	Gantt	Burns		W, 85-82
at Wake Forest	Joiner	Smith	Morsell	Gantt	Burns		W, 79-77
Florida State	Joiner	Smith	Morsell	Gantt	Burns		W, 94-66
Georgia Tech	Joiner	Smith	Morsell	Gantt	Burns		W, 72-64

Starting Lineups

W-L

7-2	Clark, Joiner, Mahorcic, Morsell, Smith
5-1	Burns, Gantt, Joiner, Morsell, Smith
4-2	Burns, Clark, Joiner, Morsell, Smith
3-0	Dowuona, Gantt, Joiner, Morsell, Smith

Margin of Victory/Defeat

	1	2	3	4	5	6	7	8	9	10	11-15	16-19	20-24	25+
Wins	-	1	1	2	-	1	-	1	-	-	5	1	3	2
Losses	-	-	-	-	-	1	1	1	-	-	2	-	-	-

Most First Half Points

NC State	57	vs. FIU (11/15/22)
Opponents	42	Notre Dame (1/24/23)

Most Second Half Points

NC State	50	2x; last vs. FIU (11/15/22)
Opponents	50	Clemson (12/30/22)

Fewest First Half Points

NC State	21	at Clemson (12/30/22)
Opponents	21	Austin Peay (11/7/22)

Fewest Second Half Points

NC State	30	at Miami (12/10/22)
Opponents	28	Vanderbilt (12/17/22)

Largest Halftime Lead

NC State	28	vs. Austin Peay (11/7/22)
Opponents	8	Kansas (11/23/22)

Largest Margin of Victory

NC State	49	vs. Austin Peay (11/7/22)
Opponents	14	Clemson (12/30/22)

How Scored First Points

Three-Pointer	12
Layup	6
Jumper	3
Free Throw	2
Dunk	1

Scored First Point

Terquavion Smith	11
Jack Clark	4
DJ Burns	3
Jarkel Joiner	2
Ebenezer Dowuona	1
Greg Gantt	1
Dusan Mahorcic	1
Casey Morsell	1

	DJ	Jack	Ebenezer	Greg	Chase	Jarkel	KJ	Dusan	Casey	Alex	Breon	Ernest	Terquavion	Jordan	LJ
	Burns	Clark	Dowuona	Gantt	Graham	Joiner	Keatts	Mahorcic	Morsell	Nunnally	Pass	Ross	Smith	Snell	Thomas
Austin Peay	10-10-0	15-7-2	0-1-0	DNP	3-1-0	18-3-8	0-0-0	8-5-0	10-3-3	0-1-0	0-0-1	6-1-0	26-3-5	3-0-0	0-1-1
Campbell	4-2-2	10-10-3	2-1-0	DNP	DNP	17-6-3	DNP	9-4-0	8-5-0	DNP	2-0-1	2-2-0	19-2-6	DNP	DNP
FIU	3-4-1	2-0-1	0-2-0	0-3-1	0-1-0	26-3-5	DNP	12-8-1	26-4-0	0-0-0	7-1-4	4-5-0	15-4-6	0-0-0	12-2-2
Elon	4-0-1	21-10-2	DNP	DNP	DNP	7-3-4	DNP	9-13-0	15-7-1	DNP	0-0-0	2-0-0	16-1-5	DNP	0-5-2
vs. Kansas	8-5-0	5-3-0	DNP	DNP	DNP	17-7-0	DNP	4-9-2	21-8-2	DNP	0-1-1	0-0-0	19-3-3	DNP	DNP
vs. Dayton	10-2-1	10-9-1	0-0-0	DNP	0-0-0	27-3-0	0-0-0	9-4-0	8-6-3	0-0-0	DNP	1-1-1	11-3-6	0-0-0	0-1-0
vs. Butler	14-3-1	10-8-0	DNP	DNP	DNP	15-2-3	DNP	13-6-1	8-3-1	DNP	4-0-0	2-3-0	10-5-5	DNP	0-1-2
William & Mary	2-3-1	12-6-1	0-1-0	2-3-0	0-0-0	11-4-6	0-0-0	12-9-3	23-3-0	0-0-0	0-3-0	2-1-0	13-5-7	1-0-0	7-3-0
Pitt	13-6-0	2-9-1	0-0-0	3-4-0	DNP	1-6-2	DNP	9-3-1	9-2-1	DNP	DNP	3-0-0	15-6-4	DNP	5-1-0
Coppin State	6-3-2	3-10-5	1-0-0	DNP	0-1-0	29-5-1	0-1-0	2-5-4	7-5-2	0-0-0	3-2-0	8-1-0	33-5-7	0-0-0	2-2-0
at Miami	16-8-2	3-5-1	0-0-1	0-4-0	DNP	26-4-4	DNP	INJ	7-2-0	DNP	0-0-0	2-5-1	19-4-7	DNP	DNP
Furman	7-5-2	15-4-2	1-5-0	0-2-1	0-0-0	10-4-6	0-0-0	INJ	17-3-0	0-0-0	4-1-0	0-3-0	24-5-5	0-1-0	14-5-0
vs. Vanderbilt	18-9-3	7-8-0	0-1-0	DNP	DNP	12-5-2	DNP	INJ	15-3-1	DNP	0-0-0	2-3-0	16-4-5	DNP	0-3-0
Louisville	17-5-1	14-9-6	2-2-0	DNP	DNP	13-2-2	DNP	INJ	15-6-0	DNP	DNP	0-1-0	14-2-5	DNP	1-2-3
at Clemson	5-6-0	7-11-3	9-2-0	DNP	DNP	6-4-5	DNP	INJ	13-7-0	DNP	0-1-0	3-1-0	21-3-3	DNP	0-1-0
Duke	18-1-1	INJ	4-4-0	4-5-1	0-0-0	21-6-9	0-0-0	INJ	8-10-0	0-0-0	2-0-0	0-2-0	24-2-0	0-0-0	3-4-3
at Virginia Tech	10-3-1	INJ	2-4-0	1-9-1	DNP	21-8-0	DNP	INJ	15-3-2	DNP	0-2-0	0-0-0	22-5-3	DNP	2-3-0
Miami	13-9-7	INJ	2-1-0	7-6-0	DNP	11-3-3	DNP	INJ	8-1-2	DNP	0-0-0	17-9-0	20-3-2	DNP	5-3-0
at Georgia Tech	10-6-3	INJ	DNP	2-5-0	DNP	19-8-3	DNP	INJ	12-9-1	DNP	0-1-0	8-2-3	25-3-5	DNP	2-2-0
at North Carolina	18-3-0	INJ	2-1-0	0-5-0	DNP	18-4-3	DNP	INJ	12-3-0	DNP	0-0-0	7-4-1	12-1-1	DNP	0-4-1
Notre Dame	14-4-3	INJ	7-1-0	0-2-0	DNP	28-6-1	DNP	INJ	11-3-1	DNP	2-3-0	6-3-1	17-3-6	DNP	0-2-1
at Wake Forest	31-9-1	INJ	0-0-0	0-10-1	DNP	17-3-4	DNP	INJ	7-2-0	DNP	0-0-0	3-6-0	16-2-1	DNP	5-4-0
Florida State	15-4-3	INJ	4-4-0	5-6-0	0-0-0	14-5-2	0-0-0	INJ	10-7-2	0-1-0	3-2-0	4-2-0	32-5-3	0-0-0	7-2-0
Georgia Tech	24-8-2	INJ	0-0-0	5-4-0	DNP	5-4-1	DNP	INJ	17-5-1	DNP	0-2-0	16-7-0	5-3-10	DNP	0-1-0

@PACKMENSBBALL

NC STATE GAME-BY-GAME LEADERS

OPPONENT	RESULT	POINTS	REBOUNDS	ASSISTS	STEALS	BLOCKS
Austin Peay	W, 99-50	Terquavion Smith - 26	DJ Burns - 10	Jarkel Joiner - 8	Jack Clark - 3 Casey Morsell - 3	Jack Clark - 2
Campbell	W, 73-67	Terquavion Smith - 19	Jack Clark - 10	Terquavion Smith - 6	Jack Clark - 5	DJ Burns - 2
FIU	W, 107-74	Jarkel Joiner - 26 Casey Morsell - 26	Dusan Mahorcic - 8	Terquavion Smith - 6	Terquavion Smith - 6	Ernest Ross - 3
Elon	W, 74-63	Jack Clark - 21	Dusan Mahorcic - 13	Terquavion Smith - 5	Jack Clark - 2 Terquavion Smith - 2	Dusan Mahorcic - 2
vs. Kansas	L, 74-80	Casey Morsell - 21	Dusan Mahorcic - 9	Terquavion Smith - 3	Jarkel Joiner - 2 Dusan Mahorcic - 2 Casey Morsell - 2	Terquavion Smith - 2
vs. Dayton	W, 76-64	Jarkel Joiner - 27	Jack Clark - 9	Terquavion Smith - 6	Jack Clark - 2 Jarkel Joiner - 2 Casey Morsell - 2	Dusan Mahorcic - 2
vs. Butler	W, 76-61	Jarkel Joiner - 15	Jack Clark - 8	Terquavion Smith - 5	Jack Clark - 3	Ernest Ross - 2
William & Mary	W, 85-64	Casey Morsell - 23	Dusan Mahorcic - 9	Terquavion Smith - 7	Jack Clark - 3 Jarkel Joiner - 3	Ernest Ross - 2
Pitt	L, 60-68	Terquavion Smith - 15	Jack Clark - 9	Terquavion Smith - 4	Terquavion Smith - 2	Jack Clark - 2
Coppin State	W, 94-72	Terquavion Smith - 33	Jack Clark - 10	Terquavion Smith - 7	Jack Clark - 3	DJ Burns - 2 Ernest Ross - 2
at Miami	L, 73-80	Jarkel Joiner - 26	DJ Burns - 8	Terquavion Smith - 7	DJ Burns - 1 Jack Clark - 1 Ebenezer Dowuona - 1 Terquavion Smith - 1	DJ Burns - 2
Furman	W, 93-72	Terquavion Smith - 24	DJ Burns - 5 Ebenezer Dowuona - 5 Terquavion Smith - 5 LJ Thomas - 5	Jarkel Joiner - 6	LJ Thomas - 4	Ernest Ross - 2
vs. Vanderbilt	W, 70-66	DJ Burns - 18	DJ Burns - 9	Terquavion Smith - 5	Terquavion Smith - 3	Ebenezer Dowuona - 2
Louisville	W, 76-64	DJ Burns - 17	Jack Clark - 9	Jack Clark - 6	DJ Burns - 1 Jack Clark - 1 Ebenezer Dowuona - 1 Casey Morsell - 1 Terquavion Smith - 1 LJ Thomas - 1	DJ Burns - 1 Ebenezer Dowuona - 1 Casey Morsell - 1
at Clemson	L, 64-78	Terquavion Smith - 21	Jack Clark - 11	Jarkel Joiner - 5	DJ Burns - 1 Jack Clark - 1 Casey Morsell - 1 Ernest Ross - 1	DJ Burns - 1 Casey Morsell - 1 Breon Pass - 1
Duke	W, 84-60	Terquavion Smith - 24	Casey Morsell - 10	Jarkel Joiner - 9	Greg Gantt - 3 Terquavion Smith - 3	DJ Burns - 4
at Virginia Tech	W, 73-69	Terquavion Smith - 22	Greg Gantt - 9	Terquavion Smith - 3	Terquavion Smith - 3	Ebenezer Dowuona - 1 Greg Gantt - 1 Casey Morsell - 1
Miami	W, 83-81	Terquavion Smith - 20	DJ Burns - 9 Ernest Ross - 9	DJ Burns - 7	Casey Morsell - 2 Terquavion Smith - 2	DJ Burns - 2 LJ Thomas - 2
at Georgia Tech	W, 78-66	Terquavion Smith - 25	Casey Morsell - 9	Terquavion Smith - 5	Ernest Ross - 2	Casey Morsell - 3
at North Carolina	L, 69-80	DJ Burns - 18	Greg Gantt - 5	Jarkel Joiner - 3	DJ Burns - 1 Ebenezer Dowuona - 1 Greg Gantt - 1 Jarkel Joiner - 1 Ernest Ross - 1	DJ Burns - 1 Ebenezer Dowuona - 1 Ernest Ross - 1
Notre Dame	W, 85-82	Jarkel Joiner - 28	Jarkel Joiner - 6	Terquavion Smith - 6	Terquavion Smith - 3	Ebenezer Dowuona - 3
at Wake Forest	W, 79-77	DJ Burns - 31	Greg Gantt - 10	Jarkel Joiner - 4	DJ Burns - 2	Ebenezer Dowuona - 3
Florida State	W, 94-66	Terquavion Smith - 32	Casey Morsell - 7	DJ Burns - 3 Terquavion Smith - 3	Greg Gantt - 3	Casey Morsell - 1 Ernest Ross - 1
Georgia Tech	W, 72-64	DJ Burns - 24	DJ Burns - 8	Terquavion Smith - 10	Casey Morsell - 3	Ernest Ross - 2

TEAM GAME-BY-GAME STATS

	DATE	RESULT	FG-A	PCT.	3FG-A	PCT.	FT-A	PCT.	REBOUNDS O-D-TOTAL	PF	PTS.	A	TO	BLK	ST	MIN.	PTS. AT HALF
Austin Peay			16-52	.308	1-8	.125	17-20	.850	8-17-25	14	50	8	20	1	6	200	21
at NC State	Nov. 7	W, 99-50	40-65	.615	11-28	.393	8-10	.800	9-29-38	20	99	20	14	6	10	200	49
Campbell			25-53	.472	10-19	.526	7-18	.389	8-23-31	22	67	16	16	1	8	200	34
at NC State	Nov. 11	W, 73-67	24-49	.490	4-17	.235	21-32	.656	8-26-34	19	73	14	14	5	12	200	39
FIU			31-58	.534	5-18	.278	7-15	.467	5-23-28	16	74	14	22	4	9	200	32
at NC State	Nov. 15	W, 107-74	39-76	.513	15-33	.455	14-17	.824	14-26-40	16	107	21	13	4	17	200	57
Elon			23-59	.390	7-25	.280	10-13	.769	5-32-37	12	63	14	10	2	4	200	27
at NC State	Nov. 19	W, 74-63	29-69	.420	11-33	.333	5-6	.833	9-32-41	13	74	15	7	4	6	200	37
Kansas			24-58	.414	10-21	.476	22-29	.759	10-29-39	17	80	14	13	0	7	200	39
vs. NC State	Nov. 23	L, 74-80	24-62	.387	8-22	.364	18-22	.818	12-26-38	18	74	8	13	3	9	200	31
Dayton			26-53	.491	2-11	.182	10-16	.625	10-18-28	19	64	13	18	0	7	200	32
vs. NC State	Nov. 24	W, 76-64	28-57	.491	6-22	.273	14-19	.737	13-21-34	17	76	12	16	4	7	200	36
Butler			26-62	.419	6-20	.300	3-4	.750	10-26-36	14	61	10	14	5	1	200	22
vs. NC State	Nov. 25	W, 76-61	29-65	.446	5-15	.333	13-16	.813	10-27-37	12	76	13	5	3	8	200	35
William & Mary			22-57	.386	7-19	.368	13-20	.650	11-22-33	17	64	8	17	2	11	200	28
at NC State	Nov. 29	W, 85-64	31-63	.492	12-28	.429	11-19	.579	14-28-42	15	85	18	14	7	11	200	43
Pitt			25-54	.463	6-22	.273	12-15	.800	4-29-33	17	68	10	14	4	5	200	33
at NC State	Dec. 2	L, 60-68	21-60	.350	6-27	.222	12-19	.632	9-27-39	19	60	9	12	2	8	200	28
Coppin State			25-66	.379	6-27	.222	16-24	.667	17-25-42	17	72	10	14	1	5	200	32
at NC State	Dec. 6	W, 94-72	36-69	.522	13-29	.448	9-16	.563	13-28-41	16	94	21	12	7	11	200	49
at Miami			30-66	.455	6-19	.316	14-17	.824	10-28-38	11	80	22	6	0	4	200	34
NC State	Dec. 10	L, 73-80	29-64	.453	8-24	.333	7-12	.583	9-25-34	18	73	16	8	5	4	200	43
Furman			27-62	.435	9-32	.281	10-17	.588	11-27-38	18	73	18	20	3	11	200	29
at NC State	Dec. 13	W, 92-73	31-66	.470	12-31	.387	18-24	.750	13-28-41	16	92	16	15	4	17	200	48
Vanderbilt			25-60	.417	6-21	.286	10-14	.714	12-18-30	16	66	7	9	2	4	200	38
vs. NC State	Dec. 17	W, 70-66	24-58	.414	7-22	.318	15-20	.750	13-25-38	17	70	11	7	5	4	200	34
Louisville			23-45	.511	4-8	.500	14-24	.583	6-27-33	18	64	5	19	5	8	200	28
at NC State	Dec. 22	W, 76-64	26-62	.419	10-26	.385	14-21	.667	12-21-33	18	76	17	8	3	6	200	31
at Clemson			25-60	.417	6-20	.300	22-24	.917	8-34-42	17	78	13	7	5	3	200	28
NC State	Dec. 30	L, 64-78	21-68	.309	8-31	.258	14-18	.778	14-27-41	22	64	11	8	3	4	200	21
Duke			19-48	.396	5-15	.333	17-25	.680	9-29-38	18	60	11	22	2	5	200	22
at NC State	Jan. 4	W, 84-60	33-70	.471	10-26	.385	8-15	.533	13-26-39	20	84	14	6	9	10	200	44
at Virginia Tech			24-53	.453	5-18	.278	16-21	.762	6-23-29	21	69	12	11	4	5	200	22
NC State	Jan. 7	W, 73-69	24-58	.414	5-21	.238	20-25	.800	12-26-38	18	73	7	11	3	7	200	36
Miami			29-51	.569	6-15	.400	17-22	.773	4-31-35	17	81	5	17	6	4	225	32
at NC State	Jan. 14	W, 83-81	33-75	.440	5-20	.250	12-20	.600	15-21-36	16	83	14	4	5	9	225	42
at Georgia Tech			28-71	.394	2-21	.095	8-19	.421	18-18-36	18	66	16	10	3	8	200	37
NC State	Jan. 17	W, 78-66	27-53	.509	7-21	.333	17-20	.850	8-31-39	19	78	15	15	7	6	200	42
at North Carolina			20-54	.370	4-18	.222	36-39	.923	11-31-42	16	80	5	7	2	3	200	34
NC State	Jan. 21	L, 69-80	26-62	.419	5-17	.294	12-12	1.000	3-24-27	27	69	7	8	3	5	200	33
Notre Dame			28-54	.519	9-21	.429	17-21	.810	8-33-41	18	82	11	15	2	1	200	42
at NC State	Jan. 24	W, 85-82	28-68	.412	6-20	.300	23-27	.852	11-21-32	19	85	13	2	5	9	200	39
at Wake Forest			26-60	.433	7-21	.333	18-22	.818	8-29-37	14	77	13	6	2	2	200	37
NC State	Jan. 28	W, 79-77	32-69	.464	8-17	.471	7-16	.438	13-29-42	21	79	7	5	11	3	200	31
Florida State			26-54	.481	3-10	.300	11-18	.611	7-21-28	20	66	14	13	4	4	200	27
at NC State	Feb. 1	W, 94-66	32-67	.478	12-20	.600	18-23	.783	16-25-41	14	94	10	8	2	8	200	49
Georgia Tech			26-59	.441	8-24	.333	4-6	.667	10-27-37	17	64	9	17	5	5	200	35
at NC State	Feb. 4	W, 72-64	26-62	.419	7-21	.333	13-17	.765	12-24-36	10	72	14	9	5	9	200	41

* - Overtime

SPECIALTY SCORING STATS

	POINTS IN THE PAINT			POINTS OFF TOS			2ND CHANCE POINTS			FAST BREAK POINTS			BENCH POINTS		
	ST	OPP	MARGIN	ST	OPP	MARGIN	ST	OPP	MARGIN	ST	OPP	MARGIN	ST	OPP	MARGIN
Austin Peay	50	26	+24	26	5	+21	5	8	-3	25	1	+24	22	15	+7
Campbell	34	26	+8	18	20	-2	10	7	+3	21	6	+15	10	21	-11
FIU	44	46	-2	26	13	+13	19	4	+15	37	20	+17	26	38	-12
Elon	34	32	+2	10	6	+4	6	6	-	15	9	+6	6	9	-3
vs. Kansas	18	28	-10	16	19	-3	15	19	-4	22	16	+6	8	4	+4
vs. Dayton	38	46	-8	22	17	+5	17	13	+4	10	4	+6	11	12	-1
vs. Butler	40	34	+6	21	6	+15	10	8	+2	12	15	-3	20	0	+20
William & Mary	32	26	+6	25	25	-	11	8	+3	20	13	+7	24	33	-9
Pitt	24	30	-6	13	15	-2	9	4	+5	12	9	+3	24	16	+8
Coppin State	38	32	+6	18	13	+5	19	12	+7	22	15	+7	20	23	-3
at Miami	36	40	-4	4	10	-6	4	4	-	9	21	-12	2	9	-7
Furman	34	32	+2	19	9	+10	13	14	-1	26	15	+11	19	27	-8
vs. Vanderbilt	28	32	-4	5	5	-	9	15	-6	9	2	+7	2	18	-16
Louisville	30	38	-8	13	6	+7	7	6	+1	11	12	-1	3	10	-7
at Clemson	18	36	-18	10	11	-2	14	13	+1	3	7	-4	12	25	-13
Duke	34	26	+8	31	2	+29	7	5	+2	29	7	+22	23	33	-10
at Virginia Tech	28	36	-8	20	15	+5	13	11	+2	16	8	+8	12	15	-3
Miami	52	36	+16	23	7	+16	16	3	+13	13	18	-5	35	20	+15
at Georgia Tech	36	42	-6	16	22	-6	4	17	-13	13	13	-	10	18	-8
at North Carolina	22	28	-6	10	9	+1	4	13	-9	15	6	+9	9	1	+8
Notre Dame	40	34	+6	18	0	+18	10	7	+3	18	9	+9	15	16	-1
at Wake Forest	36	28	+8	7	5	+2	11	13	-2	10	8	+2	8	3	+5
Florida State	34	42	-8	18	8	+10	24	9	+15	6	16	-10	18	10	+8
Georgia Tech	36	28	+8	11	5	+6	11	7	+4	7	17	-10	16	0	+16

LEAD/DEFICIT BREAKDOWN GAME-BY-GAME

	FIRST HALF SCORE			SECOND HALF SCORE			FINAL SCORE			LARGEST		TIMES TIED	LEAD CHANGES	TIME LED MIN.
	ST	OPP	MARGIN	ST	OPP	MARGIN	ST	OPP	MARGIN	LEAD	DEFICIT			
Austin Peay	49	21	+28	50	29	+21	99	50	+49	51	-	1	0	38:43
Campbell	39	34	+5	34	33	+1	73	67	+6	9	3	5	7	29:48
FIU	57	32	+25	50	42	+8	107	74	+33	39	2	1	1	38:08
Elon	37	27	+10	37	36	+1	74	63	+11	13	3	2	3	36:08
vs. Kansas	31	39	-8	43	41	+2	74	80	-6	3	9	10	5	7:35
vs. Dayton	36	32	+4	40	32	+8	76	64	+12	17	10	1	9	23:07
vs. Butler	35	22	+13	41	39	+2	76	61	+15	20	5	3	5	32:53
William & Mary	43	28	+15	42	36	+6	85	64	+21	37	3	2	6	36:03
Pitt	28	33	-5	32	35	-3	60	68	-8	3	12	6	10	12:06
Coppin State	49	32	+17	45	40	+5	94	72	+22	25	-	0	0	39:37
at Miami	43	34	+9	30	46	-16	73	80	-7	16	8	4	3	32:06
Furman	48	29	+19	44	44	-	92	73	+19	30	2	0	1	39:01
vs. Vanderbilt	34	38	-4	36	28	+8	70	66	+4	5	8	7	11	16:47
Louisville	31	28	+3	45	36	+9	76	64	+12	18	5	5	2	26:40
at Clemson	21	28	-7	43	50	-7	64	78	-14	5	17	4	2	4:39
Duke	44	22	+22	40	38	+2	84	60	+24	29	-	0	0	36:44
at Virginia Tech	36	22	+14	37	47	-10	73	69	+4	14	-	0	0	39:45
Miami	42	32	+10	31	31	-10	83	81	+2	10	5	8	18	20:10
at Georgia Tech	42	37	+5	36	29	+7	78	66	+12	16	10	0	1	21:29
at North Carolina	33	34	-1	36	46	-10	69	80	-11	8	13	6	6	6:44
Notre Dame	39	42	-3	46	40	+6	85	82	+3	11	7	8	5	25:28
at Wake Forest	31	37	-6	48	40	+8	79	77	+2	6	10	5	6	11:54
Florida State	49	27	+22	45	39	+6	94	66	+28	33	2	0	1	39:07
Georgia Tech	41	35	+6	31	29	+2	72	64	+8	9	8	4	4	17:15


Single-Game Highs & Lows - NC State vs. Opponents

TEAM HIGHS	NC STATE	OPPONENTS
POINTS	107 vs. FIU (11/15/22)	82 Notre Dame (1/24/23)
FG MADE	40 vs. Austin Peay (11/7/22)	31 FIU (11/15/22)
FG ATTEMPTS	76 vs. FIU (11/15/22)	71 Georgia Tech (1/17/23)
FG%	.615 vs. Austin Peay (40-of-65) (11/7/22)	.569 Miami (29-of-51) (1/14/23)
3FG MADE	15 vs. FIU (11/15/22)	10 2x; last by Kansas (11/23/22)
3FG ATTEMPTS	33 2x; last vs. Elon (11/19/22)	32 Furman (12/13/22)
3FG%	.600 vs. Florida State (12-of-20) (2/1/23)	.526 Campbell (10-of-19) (11/11/22)
FREE THROWS MADE	23 vs. Notre Dame (1/24/23)	36 North Carolina (1/21/23)
FREE THROW ATTEMPTS	32 vs. Campbell (11/11/22)	39 North Carolina (1/21/23)
FREE THROW %	1.000 at North Carolina (12-of-12) (1/21/23)	.923 North Carolina (36-of-39) (1/21/23)
REBOUNDS	42 2x; last at Wake Forest (1/28/23)	42 3x; last by North Carolina (1/21/22)
OFFENSIVE REBOUNDS	16 vs. Florida State (2/1/23)	18 Georgia Tech (1/17/23)
ASSISTS	21 2x; last vs. Coppin State (12/6/22)	22 Miami (12/10/22)
STEALS	17 2x; last vs. Furman (12/13/22)	11 2x; last by Furman (12/13/22)
BLOCKED SHOTS	11 at Wake Forest (1/28/23)	6 Miami (1/14/23)
TURNOVERS	16 vs. Dayton (11/24/22)	22 2x; last by Duke (1/4/23)
FOULS	27 at North Carolina (1/21/23)	22 Campbell (11/11/22)

TEAM LOWS	NC STATE	OPPONENTS
POINTS	60 vs. Pitt (12/2/22)	50 Austin Peay (11/7/22)
FG MADE	21 2x; last at Clemson (12/30/22)	16 Austin Peay (11/7/22)
FG ATTEMPTS	49 vs. Campbell (11/11/22)	45 Louisville (12/22/22)
FG%	.309 at Clemson (21-of-68) (12/30/22)	.308 Austin Peay (16-of-52) (11/7/22)
3FG MADE	4 vs. Campbell (11/11/22)	1 Austin Peay (11/7/22)
3FG ATTEMPTS	15 vs. Butler (11/25/22)	8 2x; last by Louisville (12/22/22)
3FG%	.222 vs. Pitt (6-of-27) (12/2/22)	.095 Georgia Tech (2-of-21) (1/17/23)
FREE THROWS MADE	5 vs. Elon (11/19/22)	3 Butler (11/25/22)
FREE THROW ATTEMPTS	6 vs. Elon (11/19/22)	4 Butler (11/25/22)
FREE THROW %	.438 at Wake Forest (7-of-16) (1/28/23)	.389 Campbell (7-of-18) (11/11/22)
REBOUNDS	27 at North Carolina (1/21/23)	25 Austin Peay (11/7/22)
OFFENSIVE REBOUNDS	3 at North Carolina (1/21/23)	4 2x; last by Miami (1/14/23)
ASSISTS	7 3x; last at Wake Forest (1/28/23)	4 Louisville (12/22/22)
STEALS	3 at Wake Forest (1/8/23)	1 2x; last by Notre Dame (1/24/23)
BLOCKED SHOTS	2 2x; last vs. Florida State (2/1/23)	0 3x; last by Miami (12/10/22)
TURNOVERS	2 vs. Notre Dame (1/24/23)	4 Miami (12/10/22)
FOULS	10 vs. Georgia Tech (2/4/23)	11 Miami (12/10/22)

INDIVIDUAL HIGHS	NC STATE	OPPONENTS
POINTS	33 Terquavion Smith, vs. Coppin State (12/6/22)	31 Hunter Tyson, Clemson (12/30/22)
FG MADE	14 DJ Burns, at Wake Forest (1/28/23)	9 4x; last by Hunter Tyson, Clemson (12/30/22)
FG ATTEMPTS	26 DJ Burns, at Wake Forest (1/28/23)	18 Chuck Harris, Butler (11/25/22)
FG% (min. 5 made)	1.000 (5-5) D.J. Burns, Jr., vs. Austin Peay (11/7/22)	.875 (7-8) Lynn Kidd, Virginia Tech (1/7/23)
3FG MADE	6 Terquavion Smith, vs. Florida State (2/1/23)	6 Gradey Dick, Kansas (11/23/22)
	Terquavion Smith, vs. Coppin State (12/6/22)	
	Casey Morsell, vs. William & Mary (11/29/22)	
	Casey Morsell, vs. FIU (11/15/22)	
	Jarrel Joiner, vs. FIU (11/15/22)	
3FG ATTEMPTS	13 Terquavion Smith, at Clemson (12/30/22)	12 Gradey Dick, Kansas (11/23/22)
	Terquavion Smith, vs. Elon (11/19/22)	
3FG% (MIN. 3 MADE)	.857 (6-7) Casey Morsell, vs. FIU (11/15/22)	.833 (5-6) Cormac Ryan, Notre Dame (1/24/23)
FREE THROWS MADE	11 Terquavion Smith, vs. Notre Dame (1/24/23)	14 RJ Davis, North Carolina (1/21/23)
	Jarrel Joiner, vs. Dayton (11/24/22)	
FREE THROW ATTEMPTS	13 Terquavion Smith, vs. Notre Dame (1/24/23)	14 RJ Davis, North Carolina (1/21/23)
	Jarrel Joiner, vs. Dayton (11/24/22)	
FT% (MIN. 3 MADE)	1.000 (9-9) Jarrel Joiner, vs. Georgia Tech (1/17/23)	1.000 (14-14) RJ Davis, North Carolina (1/21/23)
REBOUNDS	13 Dusan Mahorcic, vs. Elon (11/19/22)	18 Armando Bacot, North Carolina (1/21/23)
OFFENSIVE REBOUNDS	6 Ernest Ross, vs. Miami (1/14/23)	6 Armando Bacot, North Carolina (1/21/23)
	DJ Burns, vs. Vanderbilt (12/17/22)	
ASSISTS	10 Terquavion Smith, vs. Georgia Tech (2/4/23)	9 Sam Sessoms, Coppin State (12/6/22)
STEALS	6 Terquavion Smith, vs. FIU (11/15/22)	4 Justyn Mutts, Virginia Tech (1/7/23)
BLOCKED SHOTS	4 DJ Burns, vs. Duke (1/4/23)	5 Ja'von Franklin, Georgia Tech (2/4/23)
TURNOVERS	8 Terquavion Smith, vs. Dayton (11/24/22)	7 Malachi Smith, Dayton (11/24/22)

NC STATE 99, AUSTIN PEAY 50
GAME 1: NOVEMBER 7, 2022 ♦ PNC ARENA



Official Basketball Box Score - Final

Austin Peay at NC State

11/07/22 HCCP Arena, Raleigh

2022-23 Men's Basketball

Game Duration: 8:00 PM

Game Attendance: 2,011

Attendance: 11:00 PM

Austin Peay - 50

Record: 0-1

Officials: Lee Cassell, Jeff Pon, JW Lucas

NO.	Name	Min	FG		3P		FT		Rebounds		Fouls		TP	AS	TO	ST	Blocks		+/-	Shooting By Period		
			M	A	M	A	M	A	OR	DR	PF	FF					BS	BA				
0	Sean Durugordon	F	20:36	2-7	0-1	0-0	0	0	1	1	2	0	4	2	1	0	0	2	-27	1 st FG%	9-23	39.1%
12	Shon Robinson	F	33:24	5-9	0-0	3-4	2	2	3	3	4	13	0	3	3	1	0	-47	2 nd FG%	0-3	0.0%	
4	Elajah Hutchins-Everett	C	28:03	3-8	0-1	2-2	0	0	0	0	0	0	0	1	0	1	0	-44	3 rd FG%	7-29	24.1%	
10	Guy Fautrierley	G	30:11	2-6	0-0	1-1	0	0	0	0	2	3	5	4	3	2	0	-44	2 nd FT%	1-5	20.0%	
41	Cameron Copeland	G	11:09	2-4	2-1	0-0	0	0	0	0	1	1	5	0	3	1	0	-22	FT%	14-16	87.5%	
2	Elajah Perkins	11:35	0-3	0-1	0-0	0	0	1	1	0	0	0	1	3	1	0	-24	GM FG%	16-52	30.8%		
5	Drew Calderon	18:04	0-4	0-1	0-0	0	1	2	3	0	0	0	0	2	0	0	-21	3 rd FT%	1-8	12.5%		
1	Carlos Paez	18:04	1-2	0-1	7-7	0	0	0	0	0	2	7	9	1	2	0	-12	FT%	17-20	85.0%		
14	Nathan Moore	09:28	0-2	0-0	2-2	1	1	2	1	2	2	0	0	1	0	0	-2	Dead Ball Rebounds: 2-0				
23	Devin Okoroogre	12:51	1-3	0-1	1-2	0	0	1	2	3	0	0	0	0	0	0	-1					
24	Jalen Ware	03:06	0-1	0-1	1-2	0	0	0	0	0	0	0	0	0	0	0	-1					
20	Cody Bates	02:09	0-1	0-1	0-0	1	1	2	0	0	0	0	0	0	0	0	0					
40	Cody Roberts	01:20	0-2	0-0	0-0	0	1	1	0	0	0	0	0	0	0	0	2					
Team									2	3	5	0	0	1								
Totals			16-52	1-8	17-20	8	17	25	14	20	50	8	20	6	1	6	-49					

NC State - 99		Record: 1-0													
NO.	Name	Min	FG M-A	3P M-A	FT M-A	Rebounds OR DR	TOT	Fouls PF FF	TS	AP	TO	ST	Blocks BS BA	+/-	
11	Dusan Mahoric	F 18:21	4-4	0-0	0-0	2	3	2	3	8	0	0	0	19	
0	Terquavian Smith	G 32:15	9-15	3-7	5-7	1	2	3	1	26	5	1	2	1	47
1	Jarkel Joiner	G 28:44	7-10	1-4	3-3	0	3	3	12	18	8	3	0	0	41
4	Cack Clark	G 28:11	6-11	3-6	1	6	7	1	0	15	2	1	3	2	32
15	Casey Morsell	G 25:07	4-9	2-5	0-0	1	2	3	1	3	3	0	3	1	49
30	D.J. Burns Jr.	18:02	5-5	0-0	0-0	2	8	10	1	0	10	2	1	1	30
10	Breon Pass	14:57	0-1	0-1	0-0	0	0	0	5	0	1	2	0	0	10
24	Ernest Ross	11:44	3-5	0-1	0-0	0	1	1	4	6	0	2	1	1	17
21	Ebenezer Dowuona	03:46	0-0	0-0	0-0	0	1	1	0	0	0	0	0	1	-2
4	LJ Thomas	04:41	0-1	0-0	0-0	1	0	1	1	0	1	2	0	0	-2
12	Chase Graham	04:00	1-2	1-2	0-0	0	1	1	0	1	3	0	0	0	1
13	KJ Keatts	04:00	0-1	0-1	0-0	0	0	0	1	0	0	1	0	0	1
20	Alex Nunnally	03:06	0-0	0-0	0-0	0	1	1	2	0	0	0	0	0	1
22	Jordan Snell	03:06	1-1	1-1	0-0	0	0	0	0	3	0	0	0	0	1
Team						1		2	0		0				
Totals			40-65		11-28	8-10	9		29	38	20	14	10	6	49
						14		99	20		14		10	6	49

Shooting By Period

1st FG% 19-31 61.3%

3PT% 5-14 35.7%

FT% 6-6 100%

2nd FG% 21-34 61.8%

3PT% 6-14 42.9%

FT% 2-4 50%

GM FG% 40-65 61.5%

3PT% 11-28 39.3%


FT% 8-10 80.0%

Dead Ball Rebounds: 1-0

Technical Fouls: NONE

	AP	ST	Points from	AP	ST	Period by Period Scoring			
Biggest lead	0 (1st 20:00)	51 (2nd 5:36)	Turnovers	5	26				
Best Scoring Run	4 (1st 3:02)	14 (1st 10:52)	Paint	26	50		1st	2nd	TOT
Lead Changes		0	Second Chance	8	5	AP	21	29	50
Times Tied		1	Fast Breaks	1	25				
Time with Lead	00:00	38:48	Bench	15	22	ST	49	50	99

NC STATE 73, CAMPBELL 67
GAME 2: NOVEMBER 11, 2022 ♦ PNC ARENA



Official Basketball Box Score - Final

Campbell at NC State

11/11/22 PNC Arena, Raleigh

2022-23 Men's Basketball

Officials: Tony Henderson, A.J. Desai, Jeremy Moore

Game Time: 7:30 PM

Game Duration: 2:10

Attendance: 12,977

Campbell - 57

Record: 1-1

NO.	Name	Min	FG M-A	3P M-A	FT M-A	Rebounds OR DR TOT	Fouls PF FO	TP	AS	TO	ST	Blocks BS BA	+/-
12	Jesus Carralero	F 30:42	5-9	2-3	1-1	1 6 7	3 4	13	5	4	2	0 1 2	
15	Jay Pal	F 15:22	2-2	0-0	0-1	0 2 2	5 2	4	0	2	2	0 0 -3	
0	Gediminas Mokseckas	G 32:51	2-5	1-4	0-2	1 0 1	2 4	5	1	1	2	0 0 -1	
1	Ricky Klemons	G 37:37	6-10	2-4	0-8	0 6 6	2 4	18	8	1	2	0 1 2	
2	Davon Dunn	G 20:07	2-7	2-4	0-1	1 2 2	0 6	8	3	0	0	0 0 -5	
30	Anthony D'ElOrso	G 23:49	3-5	1-1	0-0	0 1 3	2 0	7	0	3	0	1 1 -6	
13	Jasin Simani	A 10:42	1-4	1-1	0-0	0 1 1	1 1	6	0	0	1	1 1 -6	
23	Joshua Lusane	F 19:08	4-9	1-3	2-2	2 2 4	1 2	11	2	0	1	0 1 -8	
20	Juan Reyna	F 09:46	0-2	0-1	0-2	1 1 2	1 2	0	0	1	0	0 0 -7	
Team						2 1 3		0					
Totals			25-53	10-19	7-18	8 23 31	22 19	67	16	16	8	1 5 -6	

Technical Fouls: NONE

Shooting By Period

1 st	FG%	13-27	48.1%
	3PT%	6-10	60.0%
	FT%	2-7	28.6%
2 nd	FG%	12-26	46.2%
	3PT%	4-9	44.4%
	FT%	5-11	45.5%
GM FG%	25-53	47.2%	
	3PT%	10-19	52.6%
	FT%	7-18	38.9%

Dead Ball Rebounds: 5-0

NC State - 73		Record: 2-0															
NO. Name		Min	FG M-A	3P M-A	FT M-A	Rebounds OR DR TOT	Fouls PF FD	TP	AS	TO	ST	Blocks BS BA	+/-				
1	Dusan Mahoric	F 19:07	3-6	0-0	3-6	2	2	4	4	3	9	0	2	0	1	1 st	
0	Terquavion Smith	G 40:00	6-12	4-9	3-5	0	2	2	2	3	19	6	4	2	0	6	
1	Jarkeel Joiner	G 36:51	0-2	0-0	5-6	2	4	6	0	4	17	3	1	2	0	2	
5	Jack Clark	G 31:23	2-7	0-3	6-7	2	8	10	2	7	10	2	0	5	1	0	
14	Casey Morsell	G 31:06	2-6	0-3	4-6	1	4	5	3	4	8	0	1	0	1	1	
10	Breon Pass	12:07	1-1	0-0	0-0	0	0	0	2	0	1	1	2	0	0	11	
30	D.J. Burns Jr	17:51	2-2	0-0	0-0	0	2	2	3	0	4	2	4	1	2	0	
24	Ernest Ross	08:37	1-1	0-0	0-2	0	1	1	2	0	1	0	1	0	0	-1	
21	Ebenezer Dzuwona	02:58	1-1	0-0	0-0	0	1	1	1	0	2	0	0	0	0	2	
Team						1	1	2		0	0						
Totals			24-49	4-17	21-32	8	26	34	19	22	73	14	14	12	5	1	6

Technical Fouls: NONE

Shooting By Period

1 st	FG%	14-24	58.3%
2 nd	3PT%	4-10	40.0%
	FT%	7-11	63.6%
3 rd	FG%	10-25	40.0%
	3PT%	0-7	0.0%
	FT%	14-21	66.7%
GM FG%	24-49	49.0%	
	3PT%	4-17	23.5%
	FT%	21-32	65.6%

Dead Ball Rebounds: 5, 0

NC STATE 107, FIU 74
GAME 3: NOVEMBER 15, 2022 ♦ PNC ARENA


[illegible]

NC State - 107		Record: 3-0																			
NO. Name	Min	FG	3P	FT	Rebounds	Fouls	TP	AS	TO	ST	Blocks	+/-	Shooting By Period								
		Min	FG	3P	FT	Reb	TP	AS	TO	ST	BB	BA	1 st FG%	2 nd FG%	3 rd FG%						
11 Dusan Mahoric	20:57	4-5	0-0	4-5	3	5	8	1	4	1	2	0	23	3PT%	10-19	52.6%					
0 Terquavion Smith	G 22:11	6-15	1-9	2-2	1	3	4	3	12	5	6	1	20	3PT%	7-9	77.8%					
1 Jarkel Jomer	G 28:35	9-15	6-8	2-2	1	2	3	1	2	26	5	0	30	1 st FG%	19-39	48.7%					
5 Jake Clark	G 11:26	1-4	0-2	0-0	0	0	0	2	0	1	0	0	7	3PT%	5-14	35.7%					
14 Casey Morsell	G 27:02	10-13	6-7	0	2	2	4	0	26	0	1	3	0	1	77.8%						
24 Ernest Ross	J 18:21	3-5	0-1	1-1	5	5	5	2	1	4	0	1	22	GM FG%	36-76	51.3%					
20 D.J. Burns Jr.	G 15:38	0-3	0-0	3-4	1	3	4	2	3	1	2	0	16	3PT%	15-33	45.5%					
10 Breon Pass	19:18	2-6	0-3	3-3	0	1	1	0	2	7	4	3	20	FG%	14-17	82.4%					
3 Greg Gantt	11:29	0-0	0-0	0	3	3	0	0	0	1	1	0	0	25	Deat Bell Rebounds: 3.0						
4 LJ Thomas	12:32	5-7	2-2	0	1	1	2	1	12	2	0	1	0	10							
21 Ebenezer Dowuna	03:01	0-3	0-0	0-0	0	0	0	0	0	0	0	0	0	6							
12 Chase Graham	03:02	0-1	0-0	0-1	0	1	1	0	0	0	0	0	0	6							
20 Alex Nunnally	03:02	0-1	0-1	0	0	0	0	0	0	0	0	0	0	6							
22 Jordan Snell	03:02	0-0	0-0	0-0	0	0	0	0	0	0	0	0	0	6							
Team					3	3	0	0													
Totals		39:76	15:33	14:17	14	26	40	16	107	21	13	7	4	4	33						

Technical Fouls: Smith 1st 16:10

	FIU	NCSU	Points from Turnovers	FIU	NCSU	Period by Period Scoring				
			Paint	2nd	46	44	1st	2nd	TOT	
Biggest lead	2 (1 st 19:31)	39 (2 nd 3:55)		4	19		FIU	32	42	74
Best Scoring Run	1									
Lead Changes	1									
Times Tied							NCSU	57	50	107
Time with Lead	00:35	1	38:08	Bench	38	26				

NC STATE 74, ELON 63
GAME 4: NOVEMBER 19, 2022 ♦ PNC ARENA



Official Basketball Box Score - Final

Elon at NC State

11/19/92 PNC Arena, Raleigh

2002-23 Men's Basketball

Game Time: 1:00 PM

Game Duration: 1:54

Attendance: 11,351

Elon - 63

Record: 1-4

Officials: Ron Groover, Lee Cassell, Tommy Morrissey

NO.	Name	Min	FG	3P	FT	Rebounds	Fouls	TP	AS	ST	Blocks	+/-				
			M-A	M-A	M-A	OR DR	PF	FD			BS BA					
4	Zac Ervin	F 30:48	3-12	0-5	0	5	1	0	6	1	0	0	-16			
4	Sam Sherry	C 23:24	2-5	1-3	3-3	1	4	5	1	2	8	0	-16			
0	Sean Halloran	G 34:33	4-13	1-6	0	0	4	4	1	2	9	6	3	-14		
3	Max Mackinnon	G 38:51	5-17	1-2	0	0	5	5	2	0	11	3	3	-4		
5	Torrence Watson	G 33:10	6-14	4-8	4-6	2	6	8	4	20	2	0	0	-4		
2	Justin Michael	10:32	2-2	0-0	1-2	0	2	2	2	5	0	0	0	-4		
3	Andrew Junkin	06:32	0-0	0-0	0-0	0	1	1	3	1	0	0	0	-3		
30	John Bowen	09:53	0-4	0-1	0-0	1	2	3	1	0	0	2	0	1		
22	LA Pratt	12:17	1-2	0-0	2-2	0	0	0	1	1	4	2	0	0	-4	
Team						1	3	4		0	1					
Totals			23-59	7-25	10-15	5	32	37	12	12	63	14	10	4	2	-14

Technical Fouls: Mackinnon 2nd, 04

Dead Ball Rebounds: 2, 0

NC State - 74

Record: 4-0

NO.	Name	Min	FG	3P	FT	Rebounds	Fouls	TP	AS	ST	Blocks	+/-	
			M-A	M-A	M-A	OR DR	PF	FD			BS BA		
Shooting By Period													
1st FG% 9-30 30.0%													
3PT% 1-5 20.0%													
FT% 4-5 80.0%													
2nd FG% 14-29 48.3%													
3PT% 2-10 20.0%													
FT% 6-8 75%													
3rd FG% 23-39 59.0%													
3PT% 7-25 28.0%													
FT% 13-18 72.2%													

NO. Name		Min	M-A	M-A	M-A	OR	DR	OT	PF	FD	TP	AS	TO	ST	BS	BA	+/-	
11	Dusan Mahoric	F 22:07	4-6	0-0	1-2	3	10	13	2	3	9	0	0	0	0	0	0	1 st FG% 73-36 36.1%
0	Terquavion Smith	G 34:49	6-16	4-13	0-0	0	1	1	3	3	16	5	1	2	0	0	0	3PT% 19-19 36.8%
1	Jarkel Joiner	G 30:08	3-6	1-1	0-0	1	2	3	2	1	7	4	3	1	1	0	9	FT% 4-4 100%
5	Cack Clark	G 35:25	9-18	3-10	0-0	2	8	10	2	0	21	2	0	2	1	0	21	2 nd FG% 16-33 48.5%
14	Casey Morsell	G 36:56	11-13	3-6	0-0	1	6	7	2	0	15	1	0	1	0	1	14	3PT% 4-14 28.6%
30	D.J. Burns Jr.	17:53	1-5	0-0	2-2	0	0	0	2	2	4	1	1	0	0	1	5	FT% 1-2 50%
4	LJ Thomas	10:08	0-4	0-1	0-0	2	3	5	0	1	0	2	1	0	0	0	-1	GM FG% 29-69 42.0%
10	Breon Pass	07:59	0-1	0-1	0-0	0	0	0	0	0	0	0	0	0	0	0	-1	3PT% 11-33 33.3%
24	Ernest Ross	04:35	0-2	0-1	2-2	0	0	0	0	1	2	0	0	0	0	0	-10	FT% 5-6 83.3%
Team						0	2	2	0	0	0	0	0	0	0	0	0	
Totals			29-69	11-33	5-6	9	32	41	13	11	74	15	7	6	4	2	11	Dead Ball Rebounds: 0, 0

Technical Fouls: Mahoric 2nd13:40Mahoric 2nd4:04

		ELON	ST	Points from		Period by Period Scoring				
				Turnovers	6	10				
Biggest lead		3 (1 st 17:54)	13 (2 nd 17:47)	Paint	32	34	ELON	27	36	63
Best Scoring Run		7 (1 st 11:28)	12 (1 st 12:25)	Second Chance	6	6				
Lead Changes		3		Fast Breaks	9	15				
Times Tied		2		Bench	9	6	ST	37	37	74
Time with Lead		00:38	36:08							

GAME 25: VIRGINIA

GAME NOTES

#3/3 KANSAS 80, NC STATE 74 GAME 5: NOVEMBER 23, 2022 ♦ IMPERIAL ARENA

	Official Basketball Box Score - Final										Game Time: 12:00 PM
	NC State at Kansas										Game Duration: 2:05
	11/23/22 Atlantis Resort - Imperial Arena, Paradise Island										Attendance: 1,275
	2022 Bad Boy Mowers Battle 4 Atlantis										
Officials: Tony Padilla, Bert Smith, Todd Austin											

NC State - 74										
Record: 4-1										
NO. Name	Min	FG M-A	3P M-A	FT M-A	Rebounds OR DR TOT	Fouls PF FD	TP	AS	TO	ST
11 Dusan Mahoric	F 24:40	2-7	0-0	0-0	5 4 9	2 2 4	2	1	2	0 0 6
0 Terquavion Smith	G 35:47	5-15	2-7	7-8	1 2 3	5 6 19	3	4	1	2 0 1
1 Jarkel Joiner	G 39:14	6-15	0-2	5-6	1 6 7	1 4 17	0	2	2	0 0 -9
5 Jack Clark	G 33:02	2-6	1-4	0-0	0 3 3	3 0 5	0	2	0	0 0 -2
14 Casey Morsell	G 36:33	6-10	5-8	4-4	3 5 8	2 2 2	2	1	2	1 0 -4
30 D.J. Burns Jr.	15:20	3-0	0-0	2-4	1 4 5	3 2 8	0	1	1	0 0 -12
24 Ernest Ross	06:58	0-1	0-1	0-0	0 0 0	1 0 1	0	0	0	0 0 -4
10 Breon Pass	08:26	0-1	0-0	0-0	0 1 1	0 1 0	1	1	1	0 0 -6
Team					1 1 2		0	2		
Totals		24-62	8-22	18-22	12 26 38	18 17 74	8	13	9	3 0 -6

Kansas - 80										
Record: 5-0										
NO. Name	Min	FG M-A	3P M-A	FT M-A	Rebounds OR DR TOT	Fouls PF FD	TP	AS	TO	ST
10 Jalen Wilson	F 34:49	5-15	1-5	8-12	2 9 11	1 6 19	2	2	2	0 0 3
24 KJ Adams, Jr.	F 24:39	4-7	0-0	0-0	2 3 5	5 0 8	0	2	0	0 0 -10
3 Dajuan Harris	G 35:20	4-7	1-1	5-6	0 2 2	1 5 14	6	3	3	0 0 0
4 Grady Dick	G 34:50	7-17	6-12	5-5	0 3 3	1 1 25	1	0	0	0 2 4
15 Kevin McCullar	G 33:45	2-6	2-3	4-6	1 10 11	3 4 10	3	2	2	0 0 4
0 Bobby Pettiford	17:51	1-3	0-0	0-0	1 1 2	3 1 2	1	2	0	0 0 1
23 Ernest Udeh Jr.	08:59	1-2	0-0	0-0	0 0 0	1 0 1	2	1	0	0 0 6
1 Joseph Yesufu	05:15	0-1	0-0	0-0	0 0 0	1 0 0	0	1	0	0 0 0
35 Zubey Ejiofor	04:32	0-0	0-0	0-0	1 0 1	1 0 0	0	0	0	0 0 5
Team					3 1 4		0	1		
Totals		24-58	10-21	22-29	10 29 39	17 17 77	8	14	13	7 0 3 6

Technical Fouls: BENCH 2ND 13:33 COACH 2ND 13:33										
Dead Ball Rebounds: 1, 0										
Shooting By Period										
1st FG%	14-32	43.8%	3PT%	9-14	64.3%	FT%	2-4	50%		
2nd FG%	10-26	38.5%	3PT%	1-7	14.3%	FT%	20-25	80%		
GM FG%	24-58	41.4%	3PT%	10-21	47.6%	FT%	22-29	75.9%		
Dead Ball Rebounds: 5, 0										
Technical Fouls: NONE										
Period by Period Scoring										
1st 2nd TOT										
NCS	31	43	74							
KAN	39	41	80							

Biggest lead 3 (1st 18:13) 9 (2nd 11:14)										
Best Scoring Run 8 (2nd 18:01) 6 (1st 0:03)										
Lead Changes 5										
Times Tied 10										
Time with Lead 07:35 25:52										

NC STATE 76, #RV/RV DAYTON 64 GAME 6: NOVEMBER 24, 2022 ♦ IMPERIAL ARENA

	Official Basketball Box Score - Final		Game Time: 4:00 PM
	Dayton at NC State		Game Duration: 2:04
	11/24/22 Atlantis Resort - Imperial Arena, Paradise Island		Attendance: 613
	2022 Bad Boy Mowers Battle 4 Atlantis		
		Officials: Gary Maxwell, Larry Spaulding, Chance Moore	

Dayton - 64										
Record: 3-3										
NO. Name	Min	FG M-A	3P M-A	FT M-A	Rebounds OR DR TOT	Fouls PF FD	TP	AS	TO	ST
2 Tourmani Camara	F 35:28	9-16	0-4	1-2	2 5 7	1 3 39	3	1	1	0 -1
15 DaRon Holmes II	F 32:52	6-11	0-0	5-6	3 3 6	2 4 17	0	3	2	0 0 -12
55 Mike Sharaviamts	F 27:14	2-5	1-1	0-1	0 1 1	1 1 5	0	0	0	0 1 -6
11 Malachi Smith	G 32:07	3-10	0-2	3-4	0 1 1	3 3 9	6	7	1	0 2 -13
24 Kobe Elvis	G 34:23	1-4	0-2	0-0	0 1 1	4 1 2	4	1	2	0 0 -9
23 R.J. Blakney	24:37	4-5	0-1	1-1	1 2 2	2 3 8	0	0	1	0 0 -8
22 Mustapha Amzil	07:43	1-2	1-1	1-2	1 1 2	4 2 4	0	2	0	0 0 -5
12 Zimi Nwokoji	02:51	0-0	0-0	0-0	0 3 1	1 0 0	0	0	0	0 0 -3
21 Richard Amasufule	00:33	0-0	0-0	0-0	0 0 0	0 0 0	0	0	0	0 0 0
42 Brady Uhl	00:33	0-0	0-0	0-0	0 0 0	0 0 0	0	0	0	0 0 0
50 Ty Locklear	00:33	0-0	0-0	0-0	0 0 0	0 0 0	0	0	0	0 0 0
52 Cole Hatkevich	00:33	0-0	0-0	0-0	0 0 0	0 0 0	0	0	1	0 0 0
54 Atticus Schuler	00:33	0-0	0-0	0-0	0 0 0	0 0 0	0	0	0	0 0 0
Team					3 4 7		0	3		
Totals		26-53	2-11	10-16	10 18 28	19 17 64	13	18	7	0 4 -12

NC State - 76										
Record: 5-1										
NO. Name	Min	FG M-A	3P M-A	FT M-A	Rebounds OR DR TOT	Fouls PF FD	TP	AS	TO	ST
11 Dusan Mahoric	F 24:27	4-5	0-0	1-2	2 2 4	2 3 9	0	2	0	2 0 -5
0 Terquavion Smith	G 37:08	4-13	2-7	1-2	0 3 3	4 5 11	6	8	1	0 0 10
5 Jack Clark	G 34:57	5-9	0-3	0-0	3 6 9	4 0 10	1	0	2	1 0 15
14 Casey Morsell	G 38:14	3-10	2-6	0-0	3 3 6	2 1 8	3	1	2	0 0 11
30 D.J. Burns Jr.	15:00	5-7	0-0	0-0	1 1 2	1 0 1	1	0	0	0 0 16
24 Ernest Ross	04:30	0-0	0-0	1-2	1 0 1	1 1 1	1	1	0	0 0 -4
4 L.J. Thomas	10:09	0-1	0-1	0-0	0 1 1	1 0 0	0	0	0	0 1 6
12 Chase Graham	00:33	0-0	0-0	0-0	0 0 0	0 0 0	0	0	0	0 0 1
13 KJ Keatts	00:33	0-0	0-0	0-0	0 0 0	0 0 0	0	0	0	0 0 1
20 Alex Nunnally	00:33	0-0	0-0	0-0	0 0 0	0 0 0	0	0	0	0 0 1
21 Ebenezer Dowuona	00:33	0-0	0-0	0-0	0 0 0	0 0 0	0	0	0	0 0 1
22 Jordan Snell	00:33	0-0	0-0	0-0	0 0 0	0 0 0	0	0	0	0 0 0
Team					3 2 5		0	5		
Totals		28-57	6-22	14-19	13 21 34	17 17 76	12	16	7	4 0 12

Technical Fouls: Smith 2nd 15:15										
Dead Ball Rebounds: 2, 0										
Shooting By Period										
1st FG%	15-30	50.0%	3PT%	4-12	33.3%	FT%	2-4	50%		
2nd FG%	13-27	48.1%	3PT%	1-2	50.0%	FT%	12-15	80%		
GM FG%	28-57	49.1%	3PT%	6-22	27.3%	FT%	14-19	73.7%		
Dead Ball Rebounds: 2, 0										
Technical Fouls: NONE										
Period by Period Scoring										
1st 2nd TOT										
DAY	32	32	64							
NCS	36	40	76							

Biggest lead 10 (1st 11:58) 17 (2nd 7:40)										
Best Scoring Run 7 (2nd 7:06) 17 (2nd 10:46)										
Lead Changes 9										
Times Tied 1										
Time with Lead 14:53 23:07										

NC STATE 76, BUTLER 61 GAME 7: NOVEMBER 25 ♦ IMPERIAL ARENA

	Official Basketball Box Score - Final										Game Time: 10:00 PM
	Butler at NC State										Game Duration: 1:45
	11/25/22 Atlantis Resort - Imperial Arena, Paradise Island 2022 Bad Boy Mowers Battle 4 Atlantis										Attendance: 385

GAME 25: VIRGINIA

GAME NOTES

PITT 68, NC STATE 60 GAME 9: DECEMBER 2, 2022 ♦ PNC ARENA

NC STATE 94, COPPIN STATE 72 GAME 10: DECEMBER 6, 2022 ♦ REYNOLDS COLISEUM

NCAA

2022-23 Men's Basketball

12/02/22 PNC Arena, Raleigh

Game Time: 7:00 PM

Game Duration: 1:59

Attendance: 12,798

Officials: Bert Smith, Ron Groover, Tommy Morrissey

Record: 6-3 (1-0)

Pittsburgh - 68

25-54 6-22 12-15 4 29 33 17 19 68 10 14 5 4 2 8

Game Time: 7:00 PM

Game Duration: 1:59

Attendance: 12,798

Officials: Bert Smith, Ron Groover, Tommy Morrissey

Record: 6-3 (1-0)

Pittsburgh - 68

25-54 6-22 12-15 4 29 33 17 19 68 10 14 5 4 2 8

Game Time: 7:00 PM

Game Duration: 1:59

Attendance: 12,798

Officials: Bert Smith, Ron Groover, Tommy Morrissey

Record: 6-3 (1-0)

Pittsburgh - 68

25-54 6-22 12-15 4 29 33 17 19 68 10 14 5 4 2 8

Game Time: 7:00 PM

Game Duration: 1:59

Attendance: 12,798

Officials: Bert Smith, Ron Groover, Tommy Morrissey

Record: 6-3 (1-0)

Pittsburgh - 68

25-54 6-22 12-15 4 29 33 17 19 68 10 14 5 4 2 8

NCAA

2022-23 Men's Basketball

12/02/22 PNC Arena, Raleigh

Game Time: 7:00 PM

Game Duration: 1:59

Attendance: 12,798

Officials: Bert Smith, Ron Groover, Tommy Morrissey

Record: 6-3 (1-0)

Pittsburgh - 68

25-54 6-22 12-15 4 29 33 17 19 68 10 14 5 4 2 8

Game Time: 7:00 PM

Game Duration: 1:59

Attendance: 12,798

Officials: Bert Smith, Ron Groover, Tommy Morrissey

Record: 6-3 (1-0)

Pittsburgh - 68

25-54 6-22 12-15 4 29 33 17 19 68 10 14 5 4 2 8

NCAA

2022-23 Men's Basketball

12/02/22 PNC Arena, Raleigh

Game Time: 7:00 PM

Game Duration: 1:59

Attendance: 12,798

Officials: Bert Smith, Ron Groover, Tommy Morrissey

Record: 6-3 (1-0)

Pittsburgh - 68

25-54 6-22 12-15 4 29 33 17 19 68 10 14 5 4 2 8

Game Time: 7:00 PM

Game Duration: 1:59

Attendance: 12,798

Officials: Bert Smith, Ron Groover, Tommy Morrissey

Record: 6-3 (1-0)

Pittsburgh - 68

25-54 6-22 12-15 4 29 33 17 19 68 10 14 5 4 2 8

NCAA

2022-23 Men's Basketball

12/02/22 PNC Arena, Raleigh

Game Time: 7:00 PM

Game Duration: 1:59

Attendance: 12,798

Officials: Bert Smith, Ron Groover, Tommy Morrissey

Record: 6-3 (1-0)

Pittsburgh - 68

25-54 6-22 12-15 4 29 33 17 19 68 10 14 5 4 2 8

Game Time: 7:00 PM

Game Duration: 1:59

Attendance: 12,798

Officials: Bert Smith, Ron Groover, Tommy Morrissey

Record: 6-3 (1-0)

Pittsburgh - 68

25-54 6-22 12-15 4 29 33 17 19 68 10 14 5 4 2 8

NCAA

2022-23 Men's Basketball

12/02/22 PNC Arena, Raleigh

Game Time: 7:00 PM

Game Duration: 1:59

Attendance: 12,798

Officials: Bert Smith, Ron Groover, Tommy Morrissey

Record: 6-3 (1-0)

Pittsburgh - 68

25-54 6-22 12-15 4 29 33 17 19 68 10 14 5 4 2 8

Game Time: 7:00 PM

Game Duration: 1:59

Attendance: 12,798

Officials: Bert Smith, Ron Groover, Tommy Morrissey

Record: 6-3 (1-0)

Pittsburgh - 68

25-54 6-22 12-15 4 29 33 17 19 68 10 14 5 4 2 8

NCAA

2022-23 Men's Basketball

12/02/22 PNC Arena, Raleigh

Game Time: 7:00 PM

Game Duration: 1:59

Attendance: 12,798

Officials: Bert Smith, Ron Groover, Tommy Morrissey

Record: 6-3 (1-0)

Pittsburgh - 68

25-54 6-22 12-15 4 29 33 17 19 68 10 14 5 4 2 8

Game Time: 7:00 PM

Game Duration: 1:59

Attendance: 12,798

Officials: Bert Smith, Ron Groover, Tommy Morrissey

Record: 6-3 (1-0)

Pittsburgh - 68

25-54 6-22 12-15 4 29 33 17 19 68 10 14 5 4 2 8

NCAA

2022-23 Men's Basketball

12/02/22 PNC Arena, Raleigh

Game Time: 7:00 PM

Game Duration: 1:59

Attendance: 12,798

Officials: Bert Smith, Ron Groover, Tommy Morrissey

Record: 6-3 (1-0)

Pittsburgh - 68

25-54 6-22 12-15 4 29 33 17 19 68 10 14 5 4 2 8

Game Time: 7:00 PM

Game Duration: 1:59

Attendance: 12,798

Officials: Bert Smith, Ron Groover, Tommy Morrissey

Record: 6-3 (1-0)

Pittsburgh - 68

25-54 6-22 12-15 4 29 33 17 19 68 10 14 5 4 2 8

NCAA

2022-23 Men's Basketball

12/02/22 PNC Arena, Raleigh

Game Time: 7:00 PM

Game Duration: 1:59

Attendance: 12,798

Officials: Bert Smith, Ron Groover, Tommy Morrissey

Record: 6-3 (1-0)

Pittsburgh - 68

25-54 6-22 12-15 4 29 33 17 19 68 10 14 5 4 2 8

Game Time: 7:00 PM

Game Duration: 1:59

Attendance: 12,798

Officials: Bert Smith, Ron Groover, Tommy Morrissey

Record: 6-3 (1-0)

Pittsburgh - 68

25-54 6-22 12-15 4 29 33 17 19 68 10 14 5 4 2 8

NCAA

2022-23 Men's Basketball

12/02/22 PNC Arena, Raleigh

Game Time: 7:00 PM

Game Duration: 1:59

Attendance: 12,798

Officials: Bert Smith, Ron Groover, Tommy Morrissey

Record: 6-3 (1-0)

Pittsburgh - 68

25-54 6-22 12-15 4 29 33 17 19 68 10 14 5 4 2 8

Game Time: 7:00 PM

Game Duration: 1:59

Attendance: 12,798

Officials: Bert Smith, Ron Groover, Tommy Morrissey

Record: 6-3 (1-0)

Pittsburgh - 68

25-54 6-22 12-15 4 29 33 17 19 68 10 14 5 4 2 8

NCAA

2022-23 Men's Basketball

12/02/22 PNC Arena, Raleigh

Game Time: 7:00 PM

Game Duration: 1:59

Attendance: 12,798

Officials: Bert Smith, Ron Groover, Tommy Morrissey

Record: 6-3 (1-0)

Pittsburgh - 68

25-54 6-22 12-15 4 29 33 17 19 68 10 14 5 4 2 8

Game Time: 7:00 PM

Game Duration: 1:59

Attendance: 12,798

Officials: Bert Smith, Ron Groover, Tommy Morrissey

Record: 6-3 (1-0)

Pittsburgh - 68

25-54 6-22 12-15 4 29 33 17 19 68 10 14 5 4 2 8

NCAA

2022-23 Men's Basketball

12/02/22 PNC Arena, Raleigh

Game Time: 7:00 PM

Game Duration: 1:59

Attendance: 12,798

Officials: Bert Smith, Ron Groover, Tommy Morrissey

Record: 6-3 (1-0)

Pittsburgh - 68

25-54 6-22 12-15 4 29 33 17 19 68 10 14 5 4 2 8

Game Time: 7:00 PM

Game Duration: 1:59

Attendance: 12,798

Officials: Bert Smith, Ron Groover, Tommy Morrissey

Record: 6-3 (1-0)

Pittsburgh - 68

25-54 6-22 12-15 4 29 33 17 19 68 10 14 5 4 2 8

NCAA

2022-23 Men's Basketball

12/02/22 PNC Arena, Raleigh

Game Time: 7:00 PM

Game Duration: 1:59

Attendance: 12,798

Officials: Bert Smith, Ron Groover, Tommy Morrissey

Record: 6-3 (1-0)

Pittsburgh - 68

25-54 6-22 12-15 4 29 33 17 19 68 10 14 5 4 2 8

Game Time: 7:00 PM

Game Duration: 1:59

Attendance: 12,798

Officials: Bert Smith, Ron Groover, Tommy Morrissey

Record: 6-3 (1-0)

Pittsburgh - 68

25-54 6-22 12-15 4 29 33 17 19 68 10 14 5 4 2 8

NCAA

2022-23 Men's Basketball

12/02/22 PNC Arena, Raleigh

Game Time: 7:00 PM

Game Duration: 1:59

Attendance: 12,798

Officials: Bert Smith, Ron Groover, Tommy Morrissey

Record: 6-3 (1-0)

Pittsburgh - 68

25-54 6-22 12-15 4 29 33 17 19 68 10 14 5 4 2 8

Game Time: 7:00 PM

Game Duration: 1:59

Attendance: 12,798

Officials: Bert Smith, Ron Groover, Tommy Morrissey

Record: 6-3 (1-0)

Pittsburgh - 68

25-54 6-22 12-15 4 29 33 17 19 68 10 14 5 4 2 8

NCAA

2022-23 Men's Basketball

12/02/22 PNC Arena, Raleigh

Game Time: 7:00 PM

Game Duration: 1:59

Attendance: 12,798

Officials: Bert Smith, Ron Groover, Tommy Morrissey

Record: 6-3 (1-0)

Pittsburgh - 68

25-54 6-22 12-15 4 29 33 17 19 68 10 14 5 4 2 8

Game Time: 7:00 PM

Game Duration: 1:59

Attendance: 12,798

Officials: Bert Smith, Ron Groover, Tommy Morrissey

Record: 6-3 (1-0)

Pittsburgh - 68

25-54 6-22 12-15 4 29 33 17 19 68 10 14 5 4 2 8

NCAA

2022-23 Men's Basketball

12/02/22 PNC Arena, Raleigh

Game Time: 7:00 PM

Game Duration: 1:59

Attendance: 12,798

Officials: Bert Smith, Ron Groover, Tommy Morrissey

Record: 6-3 (1-0)

Pittsburgh - 68

25-54 6-22 12-15 4 29 33 17 19 68 10 14 5 4 2 8

Game Time: 7:00 PM

Game Duration: 1:59

Attendance: 12,798

Officials: Bert Smith, Ron Groover, Tommy Morrissey

Record: 6-3 (1-0)

Pittsburgh - 68

25-54 6-22 12-15 4 29 33 17 19 68 10 14 5 4 2 8

NCAA

2022-23 Men's Basketball

12/02/22 PNC Arena, Raleigh

Game Time: 7:00 PM

Game Duration: 1:59

Attendance: 12,798

Officials: Bert Smith, Ron Groover, Tommy Morrissey

Record: 6-3 (1-0)

Pittsburgh - 68

25-54 6-22 12-15 4 29 33 17 19 68 10 14 5 4 2 8

Game Time: 7:00 PM

Game Duration: 1:59

Attendance: 12,798

Officials: Bert Smith, Ron Groover, Tommy Morrissey

Record: 6-3 (1-0)

Pittsburgh - 68

25-54 6-22 12-15 4 29 33 17 19 68 10 14 5 4 2 8

NCAA

2022-23 Men's Basketball

12/02/22 PNC Arena, Raleigh

Game Time: 7:00 PM

Game Duration: 1:59

Attendance: 12,798

Officials: Bert Smith, Ron Groover, Tommy Morrissey

Record: 6-3 (1-0)

Pittsburgh - 68

25-54 6-22 12-15 4 29 33 17 19 68 10 14 5 4 2 8

Game Time: 7:00 PM

Game Duration: 1:59

Attendance: 12,798

Officials: Bert Smith, Ron Groover, Tommy Morrissey

Record: 6-3 (1-0)

Pittsburgh - 68

25-54 6-22 12-15 4 29 33 17 19 68 10 14 5 4 2 8

NCAA

2022-23 Men's Basketball

12/02/22 PNC Arena, Raleigh

Game Time: 7:00 PM

Game Duration: 1:59

Attendance: 12,798

Officials: Bert Smith, Ron Groover, Tommy Morrissey

Record: 6-3 (1-0)

Pittsburgh - 68

25-54 6-22 12-15 4 29 33 17 19 68 10 14 5 4 2 8

Game Time: 7:00 PM

Game Duration: 1:59

Attendance: 12,798

Officials: Bert Smith, Ron Groover, Tommy Morrissey

Record: 6-3 (1-0)

Pittsburgh - 68

25-54 6-22 12-15 4 29 33 17 19 68 10 14 5 4 2 8

NCAA

2022-23 Men's Basketball

12/02/22 PNC Arena, Raleigh

Game Time: 7:00 PM

Game Duration: 1:59

Attendance: 12,798

Officials: Bert Smith, Ron Groover, Tommy Morrissey

Record: 6-3 (1-0)

Pittsburgh - 68

25-54 6-22 12-15 4 29 33 17 19 68 10 14 5 4 2 8

Game Time: 7:00 PM

Game Duration: 1:59

Attendance: 12,798

Officials: Bert Smith, Ron Groover, Tommy Morrissey

Record: 6-3 (1-0)

Pittsburgh - 68

25-54 6-22 12-15 4 29 33 17 19 68 10 14 5 4 2 8

NCAA

2022-23 Men's Basketball

12/02/22 PNC Arena, Raleigh

Game Time: 7:00 PM

Game Duration: 1:59

Attendance: 12,798

Officials: Bert Smith, Ron Groover, Tommy Morrissey

Record: 6-3 (1-0)

Pittsburgh - 68

25-54 6-22 12-15 4 29 33 17 19 68 10 14 5 4 2 8

Game Time: 7:00 PM

Game Duration: 1:59

Attendance: 12,798

Officials: Bert Smith, Ron Groover, Tommy Morrissey

Record: 6-3 (1-0)

Pittsburgh - 68

25-54 6-22 12-15 4 29 33 17 19 68 10 14 5 4 2 8

NCAA

2022-23 Men's Basketball

12/02/22 PNC Arena, Raleigh

Game Time: 7:00 PM

Game Duration: 1:59

Attendance: 12,798

Officials: Bert Smith, Ron Groover, Tommy Morrissey

Record: 6-3 (1-0)

Pittsburgh - 68

25-54 6-22 12-15 4 29 33 17 19 68 10 14 5 4 2 8

Game Time: 7:00 PM

Game Duration: 1:59

Attendance: 12,798

Officials: Bert Smith, Ron Groover, Tommy Morrissey

Record: 6-3 (1-0)

Pittsburgh - 68

25-54 6-22 12-15 4 29 33 17 19 68 10 14 5 4 2 8

NCAA

2022-23 Men's Basketball

12/02/22 PNC Arena, Raleigh

Game Time: 7:00 PM

Game Duration: 1:59

Attendance: 12,798

Officials: Bert Smith, Ron Groover, Tommy Morrissey

Record: 6-3 (1-0)

Pittsburgh - 68

25-54 6-22 12-15 4 29 33 17 19 68 10 14 5 4 2 8

Game Time: 7:00 PM

Game Duration: 1:59

Attendance: 12,798

Officials: Bert Smith, Ron Groover, Tommy Morrissey

Record: 6-3 (1-0)

Pittsburgh - 68

25-54 6-22 12-15 4 29 33 17 19 68 10 14 5 4 2 8

NCAA

2022-23 Men's Basketball

12/02/22 PNC Arena, Raleigh

Game Time: 7:00 PM

Game Duration: 1:59

Attendance: 12,798

Officials: Bert Smith, Ron Groover, Tommy Morrissey

Record: 6-3 (1-0)

Pittsburgh - 68

25-54 6-22 12-15 4 29 33 17 19 68 10 14 5 4 2 8

Game Time: 7:00 PM

Game Duration: 1:59

Attendance: 12,798

Officials: Bert Smith, Ron Groover, Tommy Morrissey

Record: 6-3 (1-0)

Pittsburgh - 68

25-54 6-22 12-15 4 29 33 17 19 68 10 14 5 4 2 8

NCAA

2022-23 Men's Basketball

12/02/22 PNC Arena, Raleigh

Game Time: 7:00 PM

Game Duration: 1:59

Attendance: 12,798

Officials: Bert Smith, Ron Groover, Tommy Morrissey

Record: 6-3 (1-0)

Pittsburgh - 68

25-54 6-22 12-15 4 29 33 17 19 68 10 14 5 4 2 8

Game Time: 7:00 PM

Game Duration: 1:59

Attendance: 12,798

Officials: Bert Smith, Ron Groover, Tommy Morrissey

Record: 6-3 (1-0)

Pittsburgh - 68

25-54 6-22 12-15 4 29 33 17 19 68 10 14 5 4 2 8

NCAA

2022-23 Men's Basketball

12/02/22 PNC Arena, Raleigh

Game Time: 7:00 PM

Game Duration: 1:59

Attendance: 12,798

Officials: Bert Smith, Ron Groover, Tommy Morrissey

Record: 6-3 (1-0)

Pittsburgh - 68

25-54 6-22 12-15 4 29 33 17 19 68 10 14 5 4 2 8

Game Time: 7:00 PM

Game Duration: 1:59

Attendance: 12,798

Officials: Bert Smith, Ron Groover, Tommy Morrissey

Record: 6-3 (1-0)

Pittsburgh - 68

25-54 6-22 12-15 4 29 33 17 19 68 10 14 5 4 2 8

NC State - 60		Record: 7-2 (0-1)												
NO. Name	Min	FG M-A	3P M-A	FT M-A	Rebounds OR DR TOT	Fouls PF FD	TP	AS	TO	ST	Blocks BS BA	+/-		
11 Dusan Mahoric	F 13:23	3-4	0-0	3-6	1 2 3	3 3 9	1	1	1	0	0	6		
0 Terquavion Smith	G 32:07	5-13	3-8	2-2	2 4 6	4 3 15	4	2	2	0	0	-7		
1 Jarkel Joiner	G 38:03	0-12	0-7	1-2	1 5 6	1 4 1	1	2	5	1	0	-9		
5 Jack Clark	G 26:21	0-8	0-7	2-2	2 7 9	3 1 2	1	1	0	2	2	0		
14 Casey Morsell	G 39:36	4-8	1-3	0-0	1 1 2	2 0 9	1	1	1	0	0	-9		
30 D.J. Burns Jr.	21:54	5-10	0-0	3-6	3 3 6	2 4 13	0	2	0	0	0	-8		
23 Greg Gantt	13:39	1-1	1-1	0-0	2 2 4	2 0 3	0	1	1	0	0	-8		
4 LJ Thomas	10:14	2-2	1-1	0-0	0 1 1	0 0 5	0	0	0	1	0	0		
21 Ebenezer Dowuona	00:44	0-0	0-0	0-0	0 0 0	1 0 0	0	0	0	0	0	-1		
24 Ernest Ross	03:59	1-2	0-0	1-1	0 0 0	1 2 3	0	0	0	0	0	-5		
Team					0 2 2	0 0	0	0	0	0	0	-1		
Totals		21-60	6-27	12-19	12 27 39	19 17	60	9	12	8	2 4	-8		
Technical Fouls: NONE														


UP		NCSU		Points from Turnovers		Period by Period Scoring	
Biggest lead	12 (2 nd 10:30)	3 (1 st 18:43)		15	13	1st	2nd
Best Scoring Run	6 (1 st 0:04)	7 (2 nd 13:08)		30	24	UP	33 35 68
Lead Changes	10			4	9	NCSU	28 32 60
Times Tied	6			9	12		
Time with Lead	24:57	12:06		16	24		

NC State - 94																
Record: 9-2																
NO. Name	Min	FG M-A	3P M-A	FT M-A	Rebounds OR DR TOT	Fouls PF FD	TP	AS	TO	ST	Blocks BS BA	+/-				
1 Justin Mahorich	28:12	1-3	0-0	0-2	3	4	0	2	4	0	1	14				
0 Terquavion Smith	F 25:10	12-21	6-12	3-5	2	3	5	2	33	7	2	0	26			
1 Jarkel Jorrell	G 35:30	11-17	5-7	2-5	0	5	5	2	29	1	2	0	23			
5 Jack Clark	G 31:34	1-7	0-4	1-2	4	6	10	2	2	3	1	3	0	15		
14 Casey Morsell	G 33:48	3-9	1-4	0-0	2	3	5	3	0	7	2	0	2	1	11	
20 D.J. Burns Jr.	15:12	3-5	0-0	0-0	1	2	3	4	2	6	2	1	0	2	-4	
0 J. Thomas	08:16	1-1	0-0	0-0	0	0	0	0	0	0	0	0	0	0	5	
24 Ernest Ross	10:36	3-3	0-0	2-2	0	1	1	2	1	8	0	0	1	2	0	17
0 Breon Pass	09:09	1-2	1-1	0-0	1	1	2	0	0	3	1	0	0	0	0	4
1 Ebenezer Dowuona	01:40	0-0	0-0	1-2	0	0	0	0	1	1	0	0	0	0	0	5
12 Chase Graham	01:13	0-1	0-1	0-0	1	1	1	0	0	0	0	1	0	0	0	1
13 Kai Kneits	01:13	0-0	0-0	0-0	0	1	0	0	0	0	0	0	0	0	0	1
20 Alex Nuneally	01:13	0-0	0-0	0-0	0	1	0	0	0	0	0	0	0	0	0	1
22 Jordan Snell	01:13	0-0	0-0	0-0	0	0	0	0	0	0	0	1	0	0	0	1
Team					1	0	1	0								
Totals	36:69	13-29	9-16	13	26	41	16	17	94	21	12	11	7	1	22	
													Shooting By Period			
													1 st FG% 18-35 51.4%			
													3PT% 10-19 52.6%			
													FT% 3-7 42.9%			
													2 nd FG% 18-34 52.9%			
													3PT% 3-10 30.0%			
													FT% 6-9 66.7%			
													GM FG% 36-69 52.2%			
													3PT% 13-29 44.8%			
													FT% 9-16 56.3%			
													Dead Ball Rebounds: 2, 0			

CSU		NCSU		Points from Turnovers		Period by Period Scoring	
Biggest lead	0 (1 st 20:00)	25 (1 st 8:58)		13	18	1st	2nd
Best Scoring Run	8 (1 st 6:12)	12 (1 st 8:58)		32	38	CSU	32 40 72
Lead Changes	0			12	19	NCSU	49 45 94
Times Tied	0			15	22		
Time with Lead	00:00	39:37		23	20		

MIAMI 80, NC STATE 73 GAME 11: DECEMBER 10, 2022 ♦ WATSCO CENTER

NC STATE 92, FURMAN 73 GAME 12: DECEMBER 13, 2022 ♦ PNC ARENA

		Official Basketball Box Score - Final													Official Basketball Box Score - Final													Official Basketball Box Score - Final																													
		NC State at Miami (FL)													Furman at NC State													Furman at NC State																													
		12/10/22 Watco Center, Coral Gables													12/13/22 PNC Arena, Raleigh													12/13/22 PNC Arena, Raleigh																													
		2022-23 Men's Basketball													2022-23 Men's Basketball													2022-23 Men's Basketball																													
				Game Time: 2:00 PM																	Game Duration: 2:06																	Game Duration: 2:06																			
				Attendance: 4,880																																		Attendance: 9,996																			
				Officials: Ron Groover, John Gathney, Tommy Morrissey																																		Officials: Roger Ayers, Doug Simons, Brian O'Connell																			
NC State - 73		Record: 8-3 (0-2)															Furman - 73		Record: 7-4																																						
NO. Name		Min	FG	3P	FT	Rebounds	Fouls	TP	AS	TO	ST	Blocks	+/-	Shooting By Period													NO. Name		Min	FG	3P	FT	Rebounds	Fouls	TP	AS	TO	ST	Blocks	+/-	Shooting By Period																
			M/A	M/A	M/A	OR DR TOT	PF FF					BS		1 st FG% 18-35 51.4%																										1 st FG% 11-29 37.9%																	
														3PT% 4-12 33.3%																										3PT% 4-13 30.8%																	
														FT% 3-5 60%																										FT% 3-6 50%																	
														2 nd FG% 11-29 37.9%																										2 nd FG% 16-33 48.5%																	
														3PT% 4-12 33.3%																										3PT% 5-19 26.3%																	
														FT% 4-7 57.1%																										FT% 7-11 63.6%																	
														GM FG% 29-64 45.3%																										GM FG% 27-62 43.5%																	
														3PT% 8-24 33.3%																										3PT% 9-32 28.1%																	
														FT% 7-12 58.3%																										FT% 10-17 58.8%																	
														Dead Ball Rebounds: 3, 0																										Dead Ball Rebounds: 3, 0																	
Team						2	0	4		0																	Team																														
Totals			29-64	8-24	7-12	9	25	34	18	11	73	16	8	4	5	0	-7	Technical Fouls: NONE													Totals																										

GAME 25: VIRGINIA

GAME NOTES

NC STATE 70, VANDERBILT 66 GAME 13: DECEMBER 17, 2022 ♦ UNITED CENTER

NC STATE 76, LOUISVILLE 64 GAME 14: DECEMBER 22, 2022 ♦ PNC ARENA

NC State at Vanderbilt 12/17/22 United Center, Chicago 2022-23 Men's Basketball		Game Time: 9:30 PM Game Duration: 1:59 Attendance: 5,578	Louisville at NC State 12/22/22 PNC Arena, Raleigh 2022-23 Men's Basketball		Game Time: 7:00 PM Game Duration: 2:03 Attendance: 12,446
--	--	--	--	--	---

NC State - 70

Record: 10-3

NO. Name		Min	FG		3P	FT	Rebounds		Fouls		TP	AS	TO	Blocks		+/-
			M/A	M/A			OR	DR	PF	FO				BS	BA	
30 D.J. Burns Jr.	F	27:51	6-9	0-0	6-6	6	3	9	3	3	18	3	2	0	1	0 13
0 Terquavion Smith	G	36:16	6-20	2-8	2-4	1	3	4	4	16	5	2	3	0	0	3
1 Jarkel Joiner	G	38:38	3-8	1-1	5-6	1	4	5	2	6	12	2	1	0	1	0 7
5 Jack Clark	G	33:40	2-7	2-6	1-2	2	6	8	1	1	7	0	0	1	1	0
14 Casey Morsell	G	36:14	6-10	2-6	1-2	0	3	3	0	1	15	1	1	0	0	2
4 LJ Thomas	04:34	0-0	0-0	0-0	1	2	3	1	0	0	0	0	0	0	0	-1
21 Ebenezer Dowuona	07:34	0-1	0-0	0-0	1	0	1	3	0	0	0	0	0	0	2	-3
24 Ernest Ross	11:15	1-3	0-1	0-0	1	2	3	4	1	2	0	1	0	0	0	-1
10 Breon Pass	03:58	0-0	0-0	0-0	0	0	0	0	0	0	0	0	0	0	0	0
Team					0	2	2			0						
Totals			24-58	7-22	15-20	13	25	38	17	16	70	11	7	4	5	2 4

Louisville - 64

Record: 2-11 (0-3)

NO. Name		Min	FG		3P	FT	Rebounds		Fouls		TP	AS	TO	Blocks		+/-
			M/A	M/A			OR	DR	PF	FO				BS	BA	
1 Mike James	F	34:32	5-6	0-1	0-1	0	5	5	5	1	10	0	3	2	2	0 0
5 Brandon Huntley-Hatfield	F	37:37	5-7	1-1	1-3	3	9	12	1	2	12	1	3	2	0	-11
21 Sydney Curry	F	23:19	7-10	0-0	2-5	1	4	5	5	3	16	1	1	0	0	9
24 Jae'Lyn Withers	F	16:42	0-3	0-0	1-2	1	2	3	2	1	1	0	3	0	1	1 3
3 El Ellis	G	35:30	2-9	1-2	10-11	1	3	4	0	6	15	2	5	1	1	2-10
12 JJ Traynor	09:18	0-1	0-0	0-0	0	1	1	1	0	0	0	0	0	0	0	-14
22 Kamari Lands	19:43	2-7	1-3	0-0	0	1	1	1	1	5	1	3	1	0	0	-21
4 Roosevelt Wheeler	09:46	0-0	0-0	0-0	0	1	1	0	0	0	0	0	1	0	0	-8
15 Hercy Miller	06:18	2-2	1-1	0-2	0	0	0	0	0	2	5	0	1	0	0	-2
23 Alexander Payne	02:27	0-0	0-0	0-0	0	0	0	0	0	0	0	0	0	0	0	-8
0 Devin Ree	02:38	0-0	0-0	0-0	0	0	0	0	0	1	0	0	0	0	1	0
11 Fabio Basili	02:10	0-0	0-0	0-0	0	0	1	1	2	0	0	0	0	0	0	1
Team					0	0	0			0						
Totals			23-45	4-8	14-24	6	27	33	18	17	64	5	19	8	5	3 -12

Shooting By Period

	1st FG	2nd FG	3rd FG	FT
1st FG	4-13	3-13	41.9%	
2nd FG	4-13	30.8%		
3rd FG	4-6	66.7%		
FT	11-27	40.7%		
3PT	3-9	33.3%		
FT	11-14	78.6%		
GM FG	24-58	41.4%		
3PT	7-22	31.8%		
FT	15-20	75.0%		

Dead Ball Rebounds: 4, 0

Shooting By Period

	1st FG	2nd FG	3rd FG	FT
1st FG	10-24	41.7%		
2nd FG	4-6	66.7%		
3rd FG	4-6	66.7%		
FT	13-21	61.9%		
3PT	0-2	0.0%		
FT	10-18	55.6%		
GM FG	23-45	51.1%		
3PT	4-8	50.0%		
FT	14-24	58.3%		

Dead Ball Rebounds: 5, 0

Vanderbilt - 66													Record: 5-6													Technical Fouls:NONE													NC State - 76													Record: 11-3 (1-2)													Technical Fouls:Withers 1*12:45Coach 2**6:34												
Team													Totals													Team													Totals													Team													Totals												
23-45 4-8 14-24 6 27 33 18 17 64 5 19 8 5 3 -12													23-45 4-8 14-24 6 27 33 18 17 64 5 19 8 5 3 -12													23-45 4-8 14-24 6 27 33 18 17 64 5 19 8 5 3 -12													23-45 4-8 14-24 6 27 33 18 17 64 5 19 8 5 3 -12													23-45 4-8 14-24 6 27 33 18 17 64 5 19 8 5 3 -12													23-45 4-8 14-24 6 27 33 18 17 64 5 19 8 5 3 -12												
1st FG% 14-32 43.8%													1st FG% 14-32 43.8%													1st FG% 14-32 43.8%													1st FG% 14-32 43.8%													1st FG% 14-32 43.8%													1st FG% 14-32 43.8%												
3PT% 5-12 41.7%													3PT% 5-12 41.7%													3PT% 5-12 41.7%													3PT% 5-12 41.7%													3PT% 5-12 41.7%													3PT% 5-12 41.7%												
FT% 5-7 71.4%													FT% 5-7 71.4%													FT% 5-7 71.4%													FT% 5-7 71.4%													FT% 5-7 71.4%													FT% 5-7 71.4%												
2nd FG% 11-28 39.3%													2nd FG% 11-28 39.3%													2nd FG% 11-28 39.3%													2nd FG% 11-28 39.3%													2nd FG% 11-28 39.3%													2nd FG% 11-28 39.3%												
3PT% 1-9 11.1%													3PT% 1-9 11.1%													3PT% 1-9 11.1%													3PT% 1-9 11.1%													3PT% 1-9 11.1%													3PT% 1-9 11.1%												
FT% 5-7 71.4%													FT% 5-7 71.4%													FT% 5-7 71.4%													FT% 5-7 71.4%													FT% 5-7 71.4%													FT% 5-7 71.4%												
GM FG% 25-60 41.7%													GM FG% 25-60 41.7%													GM FG% 25-60 41.7%													GM FG% 25-60 41.7%													GM FG% 25-60 41.7%													GM FG% 25-60 41.7%												
3PT% 6-21 28.6%													3PT% 6-21 28.6%													3PT% 6-21 28.6%													3PT% 6-21 28.6%													3PT% 6-21 28.6%													3PT% 6-21 28.6%												
FT% 10-14 71.4%													FT% 10-14 71.4%													FT% 10-14 71.4%													FT% 10-14 71.4%													FT% 10-14 71.4%													FT% 10-14 71.4%												
Dead Ball Rebounds: 2, 4													Dead Ball Rebounds: 2, 4													Dead Ball Rebounds: 2, 4													Dead Ball Rebounds: 2, 4													Dead Ball Rebounds: 2, 4													Dead Ball Rebounds: 2, 4												
Team													Team													Team													Team													Team													Team												
Totals													Totals													Totals													Totals													Totals													Totals												
25-60 6-21 10-14 12 18 30 16 17 66 7 9 4 2 5 -4													25-60 6-21 10-14 12 18 30 16 17 66 7 9 4 2 5 -4													25-60 6-21 10-14 12 18 30 16 17 66 7 9 4 2 5 -4													25-60 6-21 10-14 12 18 30 16 17 66 7 9 4 2 5 -4													25-60 6-21 10-14 12 18 30 16 17 66 7 9 4 2 5 -4													25-60 6-21 10-14 12 18 30 16 17 66 7 9 4 2 5 -4												
Technical Fouls:NONE													Technical Fouls:NONE													Technical Fouls:NONE													Technical Fouls:NONE													Technical Fouls:NONE													Technical Fouls:NONE												

Biggest lead 5 (2 nd 12:40) 8 (2 nd 19:04)		Points from Turnovers 28 32		Period by Period Scoring 1st 2nd TOT	
Best Scoring Run 13 (2 nd 12:40) 7 (2 nd 19:04)		Paint 9 15		NC State 34 36 70	
Lead Changes 11		Second Chance 9 2		VAN 38 28 66	
Times Tied 7		Bench 2 18			
Time with Lead 16:47 18:55					

CLEMSON 78, NC STATE 64 GAME 15: DECEMBER 30, 2022 ♦ LITTLEJOHN COLISEUM

NC STATE 84, DUKE 60 GAME 16: JANUARY 4, 2023 ♦ PNC ARENA

NC State at Clemson 12/30/22 Littlejohn Coliseum, Clemson 2022-23 Men's Basketball		Game Time: 4:00 PM Game Duration: 2:06 Attendance: 5,969	Duke at NC State 01/04/23 PNC Arena, Raleigh 2022-23 Men's Basketball		Game Time: 7:00 PM Game Duration: 2:06 Attendance: 15,188
---	--	--	--	--	---

NC State - 64														Record: 11-4 (1-3)														Duke - 60														Record: 11-4 (2-2)													
														Shooting By Period																												Shooting By Period													
														1st FG%: 7-32 21.9%																												1st FG%: 7-24 29.2%													
														3PT%: 3-14 21.4%																												3PT%: 2-6 33.3%													
														FT%: 4-6 66.7%																												FT%: 6-9 66.7%													
														FG%: 14-36 38.9%																												2nd FG%: 12-24 50.0%													
														3PT%: 5-17 29.4%																												3PT%: 3-9 33.3%													
														FT%: 10-12 83.3%																												FT%: 11-16 68.8%													
														GM FG%: 21-68 30.9%																												GM FG%: 19-48 39.6%													
														3PT%: 8-31 25.8%																												3PT%: 5-15 33.3%													
														FT%: 14-18 77.8%																												FT%: 17-25 68.0%													
														Dead Ball Rebounds: 3/0																												Dead Ball Rebounds: 2/0													
Team																																																							
Totals														21-68 8-31 14-18														14 27 41														22 17 64 11 8 4 3 5 -14													
														Technical Fouls: Coach 2nd 17-48 Morsell 2nd 1-24																																									

Clemson - 78														NC State - 84													
Record: 11-3 (3-0)														Record: 12-4 (2-3)													
Technical Fouls: NONE														Technical Fouls: NONE													
Shooting By Period														Shooting By Period													
1st FG% 10-33 30.3%														1st FG% 18-39 46.2%													
3PT% 2-7 28.6%														3PT% 6-15 40.0%													
FT% 6-6 100%														FT% 2-2 100%													
2nd FG% 15-27 55.6%														2nd FG% 15-31 48.4%													
3PT% 4-13 30.8%														3PT% 4-11 36.4%													
FT% 18-18 99.8%														FT% 4-5 80.0%													
GM FG% 25-60 41.7%														GM FG% 33-70 47.1%													
3PT% 22-30 30.0%														3PT% 10-26 38.5%													
FT% 62-64 91.7%														FT% 8-15 53.3%													
Dead Ball Rebounds: 2/0														Dead Ball Rebounds: 2/0													
Team														Team													
Totals														Totals													
25-60 6-20 22-24 8 34 42 17 21 78 13 7 3 5 3 14														33-70 10-26 8-15 12 26 39 20 18 84 14 6 10 9 2 24													
Technical Fouls: NONE														Technical Fouls: NONE													
NCS CU														NCS CU													
Biggest lead 5 (1st 13:52) 17 (2nd 0:30)														Biggest lead 5 (1st 13:52) 17 (2nd 0:30)													
Best Scoring Run 9 (1st 13:52) 12 (2nd 0:30)														Best Scoring Run 9 (1st 13:52) 12 (2nd 0:30)													
Lead Changes 2														Lead Changes 2													
Times Tied 4														Times Tied 4													
Time with Lead 04:39 31:27														Time with Lead 04:39 31:27													
Points from Turnovers														Points from Turnovers													
Paint 18 36														Paint 18 36													
Second Chance 14 13														Second Chance 14 13													
Fast Breaks 0 7														Fast Breaks 0 7													
Bench 12 25														Bench 12 25													
Period by Period Scoring														Period by Period Scoring													
1st 2nd TOT														1st 2nd TOT													
NCS 21 43 64														NCS 21 43 64													
CU 28 50 78														CU 28 50 78													

GAME 25: VIRGINIA

GAME NOTES

NC STATE 73, VIRGINIA TECH 69 GAME 17: JANUARY 7, 2023 ♦ CASSELL COLISEUM

NC STATE 83, MIAMI 81 (OT) GAME 18: JANUARY 14, 2023 ♦ PNC ARENA

	NC State at Virginia Tech Official Basketball Box Score - Final 01/07/23 Cassell Coliseum, Blacksburg, Va. 2022-23 Men's Basketball										Miami (FL) at NC State Official Basketball Box Score - Final 01/14/23 PNC Arena, Raleigh 2022-23 Men's Basketball									
	Game Time: 7:30 PM Game Duration: 1:58 Attendance: 8,925										Game Time: 12:00 PM Game Duration: 2:21 Attendance: 16,819									
	Officials: Bert Smith, Tommy Morrissey, Jemel Spearman										Officials: Bill Covington Jr., Raymie Snyers, Clarence Armstrong									
	Record: 13-4 (3-3)										Record: 14-3 (5-2)									

NC State - 73		Record: 13-4 (3-3)									
NO. Name	Min	FG	3P	FT	Rebounds	Fouls	TP	AS	TO	ST	Blocks
		M-A	M-A	M-A	OR DR TOT	PF FD					BS BA
21 Ebenezer Dowuona	F 23:29	1-1	0-0	0-0	1 3 4	1 0	2	0	0	0	1 0 10
23 Greg Gantt	F 37:09	0-2	0-2	1-2	4 5 9	4 2	1	1	2	1	0 0 8
0 Terquavion Smith	G 38:49	6-19	2-9	8-10	1 4 5	1 8	22	3	2	3	0 2 4
1 Jarkel Joiner	G 28:22	6-13	1-4	8-10	2 6 8	3 6	21	0	0	1	0 1 2
14 Casey Morsell	G 35:20	5-8	2-3	3-3	1 2 3	4 2	15	2	3	1	1 1 6
30 D.J. Burns Jr.	16:21	5-11	0-0	0-0	1 2 3	4 1	10	1	4	0	0 0 6
4 L.J. Thomas	10:15	1-2	0-1	0-0	1 2 3	0 1	2	0	1	0	0 0 1
24 Ernest Ross	02:51	0-1	0-1	0-0	0 0 0	0 0	0	0	0	0	0 0 4
10 Breon Pass	07:24	0-1	0-1	0-0	0 2 2	1 1	0	0	0	0	0 0 1
Team					1 0 1		0				
Totals		24-58	5-21	20-25	12 26 38	18 21	73	7	11	7	3 4 4

Shooting By Period	
1st FG%	15-33 45.5%
3PT%	4-13 30.8%
FT%	2-3 66.7%
2nd FG%	9-25 36.0%
3PT%	1-8 12.5%
FT%	18-22 81.8%
GM FG%	24-58 41.4%
3PT%	5-21 23.8%
FT%	20-25 80.0%

Dead Ball Rebounds: 3, 0

Miami (FL) - 81		Record: 14-3 (5-2)									
NO. Name	Min	FG	3P	FT	Rebounds	Fouls	TP	AS	TO	ST	Blocks
		M-A	M-A	M-A	OR DR TOT	PF FD					BS BA
15 Norchad Omier	F 40:16	6-9	0-0	1-1	2 11 13	4 1	13	1	4	0	4 0 -2
2 Isaiah Wong	G 36:27	7-9	2-3	9-10	0 6 6	2 5	25	1	3	0	0 1 5
11 Jordan Miller	G 39:26	4-7	1-1	4-5	1 0 1	2 4	13	2	1	0	1 0 1
24 Nijel Pack	G 34:00	3-10	2-6	0-0	0 2 2	1 0	8	1	1	0	1 1 -6
55 Wooga Poplar	G 18:25	1-3	0-0	0-0	0 2 2	2 0	2	0	1	0	1 1 -1
1 Anthony Walker	10:18	3-4	0-1	0-1	0 3 3	2 2	6	0	0	1	0 0 4
4 Bensley Joseph	26:28	4-5	1-2	2-3	0 0 0	3 3	11	0	3	1	0 0 -2
5 Harland Beverly	19:40	1-4	0-2	1-2	0 3 3	1 1	3	0	2	1	0 1 -2
Team					1 4 5		0				
Totals		29-51	6-15	17-22	4 31 35	17 16	81	5	17	4	6 5 -2

Shooting By Period	
1st FG%	14-25 56.0%
3PT%	2-8 25.0%
FT%	2-4 50%
2nd FG%	13-21 61.9%
3PT%	3-4 75.0%
FT%	12-14 85.7%
OT FG%	2-5 40.0%
3PT%	1-3 33.3%
FT%	3-4 75%
GM FG%	29-51 56.9%
3PT%	6-15 40.0%
FT%	17-22 77.3%

Dead Ball Rebounds: 2, 0

Virginia Tech - 69		Record: 11-5 (1-4)									
NO. Name	Min	FG	3P	FT	Rebounds	Fouls	TP	AS	TO	ST	Blocks
		M-A	M-A	M-A	OR DR TOT	PF FD					BS BA
21 Grant Basile	F 21:47	1-8	0-5	2-4	0 3 3	4 2	4	1	1	0	1 3 3
25 Justyn Mutts	F 38:03	3-5	0-1	3-5	3 5 8	4 4	9	3	5	4	2 0 -4
2 MJ Collins	G 28:15	3-5	0-1	0-0	1 1 2	0 0	6	3	0	0	0 0 0
3 Sean Pedulla	G 40:00	5-13	1-3	8-8	1 4 5	4 7	19	4	4	1	0 0 -4
13 Darius Maddox	G 38:03	5-12	4-6	2-2	0 2 2	4 1	16	1	0	0	1 0 -5
15 Lynn Kidd	14:05	7-8	0-0	0-0	1 4 5	2 1	14	0	1	0	0 0 -3
11 John Camden	13:44	0-2	0-2	0-0	0 1 1	1 1	0	0	0	0	0 0 -4
34 Mylajael Poteat	06:03	0-0	0-0	1-2	0 0 0	2 2	1	0	0	0	0 0 -3
Team					0 3 3		0				
Totals		24-53	5-18	16-21	6 23 29	21 18	69	12	11	5	4 3 -4

Shooting By Period	
1st FG%	9-24 37.5%
3PT%	1-8 12.5%
FT%	3-4 75%
2nd FG%	15-29 51.7%
3PT%	4-10 40.0%
FT%	13-17 76.5%
GM FG%	24-53 45.3%
3PT%	5-18 27.8%
FT%	16-21 76.2%

Dead Ball Rebounds: 2, 1

NC State - 83		Record: 14-4 (4-3)									
NO. Name	Min	FG	3P	FT	Rebounds	Fouls	TP	AS	TO	ST	Blocks
		M-A	M-A	M-A	OR DR TOT	PF FD					BS BA
21 Ebenezer Dowuona	F 10:25	1-2	0-0	0-0	1 0 1	3 0	2	0	0	0	0 -10
23 Greg Gantt	F 24:34	3-5	0-0	1-1	1 5 6	2 1	7	0	0	1	1 1 -3
0 Terquavion Smith	G 36:50	7-20	2-9	4-7	0 3 3	4 4	20	2	1	2	0 1 -7
1 Jarkel Joiner	G 43:00	4-14	1-5	2-2	1 2 3	2 3	11	3	0	1	0 1 2
14 Casey Morsell	G 36:21	3-8	1-5	1-2	0 1 1	0 2	8	2	0	2	0 1 9
4 L.J. Thomas	16:49	1-3	1-1	2-2	0 3 3	1 1	5	0	1	1	2 1 2
24 Ernest Ross	21:26	8-10	0-0	1-5	6 3 9	1 4	17	0	0	1	0 1 3
30 D.J. Burns Jr.	33:35	6-13	0-0	1-1	5 4 9	3 2	13	7	2	1	2 0 14
10 Breon Pass	02:00	0-0	0-0	0-0	0 0 0	0 0	0	0	0	0	0 0 0
Team					1 0 1		0				
Totals		33-75	5-20	12-20	15 21 36	16 17	83	14	4	9	5 6 2

Shooting By Period	
1st FG%	18-35 51.4%
3PT%	4-6 66.7%
FT%	2-5 40%
2nd FG%	11-30 36.7%
3PT%	1-11 9.1%
FT%	8-12 66.7%
OT FG%	4-10 40.0%
3PT%	0-3 0.0%
FT%	2-3 66.7%
GM FG%	33-75 44.0%
3PT%	5-20 25.0%
FT%	12-20 60.0%

Dead Ball Rebounds: 4, 0

Pack		Hokies		Points from Turnovers		20 15		Period by Period Scoring		1st 2nd TOT	
Biggest lead	14 (1st 0:37)	0 (1st 20:00)		Paint	28	36		Pack	36	37	73
Best Scoring Run	8 (1st 16:55)	8 (2nd 0:47)		Second Chance	13	11		Hokies	22	47	69
Lead Changes	0			Fast Breaks	16	8					
Times Tied	0			Bench	12	15					
Time with Lead	39:45	00:00									

UM		ST		Points from Turnovers		7 23		Period by Period Scoring		1st 2nd OT1 TOT	
Biggest lead	5 (1st 17:33)	10 (1st 0:23)		Paint	36	52		UM	32	41	81
Best Scoring Run	8 (2nd 17:43)	7 (1st 3:04)		Second Chance	3	16		ST	42	31	10 83
Lead Changes	18			Fast Breaks	18	13					
Times Tied	8			Bench	20	35					
Time with Lead	20:33	20:10									

NC STATE 78, GEORGIA TECH 66 GAME 19: JANUARY 17, 2023 ♦ MCCAMISH PAVILION

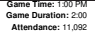
NORTH CAROLINA 80, NC STATE 69 GAME 20: JANUARY 21, 2023 ♦ DEAN E. SMITH CENTER

	NC State at Georgia Tech Official Basketball Box Score - Final 01/17/23 McCamish Pavilion, Atlanta 2022-23 Men's Basketball										NC State at North Carolina Official Basketball Box Score - Final 01/21/23 Smith Center, Chapel Hill 2022-23 Men's Basketball									
	Game Time: 7:00 PM Game Duration: 2:06 Attendance: 4,342										Game Time: 5:00 PM Game Duration: 2:14 Attendance: 21,750									
	Officials: Roger Ayers, Lee Cassell, Paul Szolc										Officials: Bert Smith, Jeffery Clark, Tommy Morrissey									
	Record: 15-4 (5-3)										Record: 15-5 (5-4)									

NC State - 78		Record: 15-4 (5-3)									
NO. Name	Min	FG	3P	FT	Rebounds	Fouls	TP	AS	TO	ST	Blocks
		M-A	M-A	M-A	OR DR TOT	PF FD					BS BA
23 Greg Gantt	F 19:35	1-1	0-0	0-0	2 3 5	5 0	2	0	1	1	0 -6
30 D.J. Burns Jr.	F 34:36	5-10	0-0	0-1	1 5 6	3 2	10	3	5	1	1 0 -8
0 Terquavion Smith	G 37:32	9-17	4-11	3-4	0 3 3	3 3	25	5	3	0	2 0 14
1 Jarkel Joiner	G 38:42	5-11	0-1	9-9	0 8 8	0 8	19	3	4	1	0 2 16
14 Casey Morsell	G 37:24	3-8	2-6	4-4	4 5 9	2 2	12	1	0	1	3 1 14
24 Ernest Ross	16:16	3-3	1-1	1-2	0 2 2	5 1	8	3	0	2	0 0 17
4 L.J. Thomas	11:55	1-3	0-2	0-0	0 2 2	0 2	2	0	1	0	0 0 2
10 Breon Pass	04:00	0-0	0-0	0-0	0 1 1	1 0	0	0	0	0	0 0 -3
Team					1 2 3		0				
Totals		27-53	7-21	17-20	8 31 39	19 18	78	15	15	6	7 3 12

Shooting By Period	
1st FG%	17-30 56.7%
3PT%	4-11 36.4%
FT%	4-5 80%
2nd FG%	10-23 43.5%
3PT%	3-10 30.

NC STATE 79, WAKE FOREST 77
GAME 22: JANUARY 28, 2023 ♦ LJVM COLISEUM



Officials: Ted Valentine, Tim Clougherty, AJ Desi

Shooting By Period		
1 st	FG%	13-39 33.3%
	3PT%	4-11 36.4%
	FT%	1-4 25%
2 nd	FG%	19-30 63.3%
	3PT%	4-6 66.7%
	FT%	6-12 50%
GM	FG%	32-69 46.4%
	3PT%	8-17 47.1%
	FT%	7-16 43.8%

Dead Ball Rebounds: 4, 0


13	79	7	5	3	11	2	2
----	----	---	---	---	----	---	---

1 st	FG%	11-29	37.9%
	3PT%	4-10	40.0%
	FT%	11-13	84.6%
2 nd	FG%	15-31	48.4%
	3PT%	3-11	27.3%
	FT%	7-9	77.8%
GM	FG%	26-60	43.3%
	3PT%	7-21	33.3%
	FT%	18-22	81.8%

Dead Ball Rebounds: 1, 0

	NCS	WFU		NCS	WFU	Period by Period Scoring			
Biggest lead	6 (1 st 12:28)	10 (2 nd 18:31)	Turnovers	7	5				
Best Scoring Run	9 (2 nd 5:01)	8 (1 st 10:38)	Paint	36	28				
Lead Changes	6		Second Chance	11	13	NCS	1st	2nd	TOT
Times Tied	5		Fast Breaks	10	8				

NC STATE 72, GEORGIA TECH 64
GAME 24: FEBRUARY 4, 2023 ♦ PNC ARENA



Officials: Ron Groover, Mark Schnur, Jemel Spearman

Shooting By Period			
1 st	FG%	14-30	46.7%
	3PT%	5-12	41.7%
	FT%	2-3	66.7%
2 nd	FG%	12-29	41.4%
	3PT%	3-12	25.0%
	FT%	2-3	66.7%
GM	FG%	26-59	44.1%
	3PT%	8-24	33.3%
	FT%	4-6	66.7%

Dead Ball Rebounds: 1, 0

3PT%	47.11	35.49%
FT%	3-3	100%
2 nd FG%	9-29	31.0%
3PT%	3-10	30.0%
FT%	10-14	71.4%
GM FG%	26-62	41.9%
3PT%	7-21	33.3%
FT%	13-17	76.5%

Dead Ball Rebounds: 1, 0



THE KEATTS FILE

NC STATE

(2017 - pres.)

RECORD: 109-73 (52-54 ACC)

2018

Regular season ACC finish: tie for third place
NCAA Tournament bid

UNC WILMINGTON

(2014 - 2017)

RECORD: 72-28 (41-13 CAA)

2016, 2017

CAA Regular Season & Tournament Champions

2015

CAA Regular Season Champions

LOUISVILLE

Assistant Coach

(2011 - 2014)

RECORD: 96-21

2014

AAC Regular Season & Tournament Champions

NCAA Sweet 16

2012

Big East Tournament Champions

NCAA Final Four

HARGRAVE MILITARY ACADEMY

(1999 - 2001 & 2003 - 2011)

RECORD: 263-17

2010

National Prep Final Four

2009

National Prep Runner-Up

2008

National Prep Champions

2007

National Prep Final Four

2006

National Prep Runner-Up

2005

National Prep Runner-Up

2004

National Prep Champions

HEAD COACH KEVIN KEATTS

SIXTH SEASON AT NC STATE • MARSHALL '11

CAREER HIGHLIGHTS

- Hired by NC State on March 17, 2017 as the 20th head coach in program history.
- Led the team to averages of over 80 points per game in his first two seasons. 2018-19 team averaged 80.1 points per game and scored second-most points in a single season in program history with 2,882.
- Winning percentage of 56% in conference play is the best for an NC State coach in the first two years of his career since Press Maravich went 19-9 from 1964-66.
- Led the team to five wins over ranked opponents and an 11-7 record in the ACC to finish in a tie for third place in his debut season in 2017-18.
- Finished the 2017-18 season with 21 wins, tying Everett Case for the most regular season wins by a first year head coach in program history.
- First coach in Colonial Athletic Association history to win Coach of the Year in back-to-back seasons (2015, 2016).
- Won two national prep championships (2004, 2008) as head coach at Hargrave Military Academy.
- Coached 14 players that have gone on to the NBA.

KEATTS YEAR-BY-YEAR AS A HEAD COACH

YEAR	SCHOOL	RECORD	CONF.	CONF. FINISH	POSTSEASON
2014-15	UNC Wilmington	18-14	12-6	T - 1st	CIT - First Round
2015-16	UNC Wilmington	25-8	14-4	T - 1st	NCAA - First Round
2016-17	UNC Wilmington	29-6	15-3	1st	NCAA - First Round
2017-18	NC State	21-12	11-7	T - 3rd	NCAA - First Round
2018-19	NC State	24-12	9-9	8th	NIT - Quarterfinals
2019-20	NC State	20-12	10-10	5th	
2020-21	NC State	14-11	9-8	9th	NIT - Quarterfinals
2021-22	NC State	11-21	4-16		
2022-23	NC State	19-5	9-4		
TOTALS	9 seasons	181-101	93-67		

KEATTS' RECORD vs. DIVISION I TEAMS

TEAM	RECORD	PCT.
Alcorn State	1-0	1.000
Appalachian State	1-0	1.000
Arizona	1-0	1.000
Auburn	1-1	.500
Austin Peay	1-0	1.000
Bethune-Cookman	1-0	1.000
Boston College	5-3	.625
Bryant	1-0	1.000
Bucknell	1-0	1.000
Butler	1-0	1.000
Campbell	4-1	.800
Central Connecticut	1-0	1.000
Charleston Southern	2-0	1.000
The Citadel	1-0	1.000
Clemson	4-7	.363
Colgate	1-0	1.000
College of Charleston	8-1	.889
Colorado State	0-1	.000
Coppin State	1-0	1.000
Davidson	1-1	.500
Dayton	1-0	1.000
Delaware	6-1	.857
Detroit Mercy	1-0	1.000
Drexel	5-1	.833
Duke	3-5	.375
East Carolina	2-1	.667
East Tennessee State	2-0	1.000
Eastern Kentucky	2-0	1.000
Elon	5-2	.714
Evansville	1-0	1.000
FIU	2-0	1.000
Florida State	2-5	.286
Furman	0-1	.000
Georgetown	0-1	.000
Georgia Tech	3-4	.429
Harvard	1-0	1.000
Hofstra	6-2	.750
Jacksonville	1-0	1.000
James Madison	6-0	1.000
Kansas	0-1	.000
Liberty	1-0	1.000
Lipscomb	0-1	.000
Little Rock	1-0	1.000
Louisiana Tech	1-0	1.000
Louisville	3-4	.429
Loyola Maryland	1-0	1.000
Maine	1-0	1.000
Maryland Eastern Shore	1-0	1.000
Memphis	0-1	.000
Mercer	1-0	1.000
Miami	4-3	.571
Middle Tennessee	0-1	.000
Minnesota	0-1	.000
Mount St. Mary's	1-0	1.000
Nebraska	1-0	1.000
North Carolina	2-9	.182
North Florida	1-0	1.000
Northeastern	6-2	.750
Northern Iowa	0-1	.000
Notre Dame	4-3	.571
Ohio	0-1	.000
Old Dominion	0-1	.000
Oklahoma State	0-1	.000
Penn State	2-0	1.000
Pitt	7-2	.778
Presbyterian	1-0	1.000
Purdue	0-1	.000
Radford	1-1	.500
Richmond	0-1	.000
Robert Morris	1-0	1.000
Saint Louis	0-1	.000
Saint Peter's	1-0	1.000
Sam Houston State	0-1	.000
Seton Hall	0-1	.000
South Carolina State	1-0	1.000
St. Bonaventure	1-0	1.000
St. Francis Brooklyn	1-0	1.000
Syracuse	3-4	.429
Tennessee	0-1	.000
Texas Southern	1-0	1.000
Toledo	1-0	1.000
Towson	5-1	.833
UMass Lowell	1-0	1.000
UMKC	2-0	1.000
UNCA	1-0	1.000
UNCG	2-1	.667
USC Upstate	1-0	1.000
Utah Valley	1-0	1.000
Vanderbilt	2-0	1.000
Virginia	3-5	.375
Virginia Tech	2-4	.333
VMI	2-0	1.000
Wake Forest	8-3	.727
Western Carolina	1-0	1.000
Western Michigan	2-0	1.000
William & Mary	4-4	.500
Wisconsin	1-1	.500
Wright State	0-1	.000



O TERQUAVION SMITH

GUARD • SOPHOMORE • 6-4 • 165 LBS.
GREENVILLE, N.C.
FARMVILLE CENTRAL

SEASON STATS



NOTING SMITH

- Named to Wooden Award Late Season Top-20 Watch List and Oscar Robertson Award midseason watch list
- Through games of Saturday, Feb. 4 - leads ACC in scoring (18.5), ranks third in three-pointers made (2.92) fourth in steals (1.7), sixth in assists (4.6) and eighth in assist-to-turnover ratio (1.83)
- Passed out a career-high 10 assists in win over Georgia Tech on 2/4
- Scored 32 points in win over Florida State on 2/1 ... Tied season-high with six three-pointers made against Seminoles
- Scored season-high 33 points in win over Coppin State on 12/6, 12-of-21 FGs, 6-12 on 3FG, tied career-high with seven assists against the Eagles
- Had career-best six steals in win over FIU on 11/15 ... six steals are the most by an NC State player in the Kevin Keatts era
- Hit 100th career three-pointer in game vs. Campbell on 11/11 in 34th career game ... is fastest player in program history to 100 career three-pointers
- Wooden Award Preseason Top 50 Watch List
- Preseason All-ACC First-Team selection
- Opened sophomore campaign with team-best 26 points on 9-of-15 shooting in win over Austin Peay on 11/7 ... Added five assists (one short of career-high in win)
- Named to ACC All-Rookie Team and ACC Honorable Mention last season
- Led the ACC in three-pointers made in all games (96) and ACC-only games (73) last season. Was the first freshman to lead the ACC in three-pointers made since Duke's J.J. Redick did in the 2002-03 season.
- 96 three-pointers are the most in program history by a freshman
- Has hit multiple three-pointers in 25 of 32 games this season
- Named ACC Freshman of the Week three times last season.
- Scored 34 points on 10-of-21 shooting and 11-of-13 shooting at the foul line at North Carolina on 1/29. The 34 points are the second-most by a freshman in program history (35 by Ernie Myers on 1/26/83 vs. Duke), tied for the 11th-most by a freshman in ACC history and the most ever by a freshman at the Dean Smith Center.
- Ranked as No. 77 overall recruit in the nation by 247Sports, No. 3 prospect in the state of North Carolina by 247Sports
- Led Farmville Central to three-straight North Carolina Class 2A State Championships. FC went 76-2 in his last three years of HS

2022-23 GAME-BY-GAME STATS

Date	Opponent	ST	MIN	FG-FGA	Pct.	3FG-FGA	Pct.	FT-FTA	Pct.	O-D-T	PF	A	TO	BLK	STL	PTS
11/7	Austin Peay	*	33	9-15	.600	3-7	.429	5-7	.714	1-2-3	1	5	1	1	2	26
11/11	Campbell	*	40	6-12	.500	4-9	.444	3-5	.600	0-2-2	2	6	4	0	2	19
11/15	FIU	*	23	6-15	.400	1-8	.125	2-2	1.000	1-3-4	3	6	5	1	6	15
11/19	Elon	*	35	6-16	.375	4-13	.308	0-0	.000	0-1-1	3	5	1	0	2	16
11/23	vs. Kansas	*	35	5-15	.333	2-7	.286	7-8	.875	1-2-3	5	3	4	2	1	19
11/24	vs. Dayton	*	37	4-13	.308	2-7	.286	1-2	.500	0-3-3	4	6	8	0	1	11
11/25	vs. Butler	*	37	4-14	.286	2-5	.400	0-0	.000	0-5-5	3	5	1	0	0	10
11/29	William & Mary	*	31	3-11	.273	3-9	.333	4-7	.571	0-5-5	1	7	1	1	1	13
12/2	Pitt	*	32	5-13	.385	3-8	.375	2-2	1.000	2-4-6	4	4	2	0	2	15
12/6	Coppin State	*	29	12-21	.571	6-12	.500	3-5	.600	2-3-5	2	7	2	0	2	33
12/10	at Miami	*	39	7-17	.412	3-11	.273	2-4	.500	1-3-4	2	7	2	1	1	19
12/13	Furman	*	33	9-17	.529	4-8	.500	2-2	1.000	2-3-5	3	5	3	1	3	24
12/17	vs. Vanderbilt	*	36	6-20	.300	2-8	.250	2-4	.500	1-3-4	3	5	2	0	3	16
12/22	Louisville	*	33	4-14	.286	3-6	.500	3-7	.429	1-1-2	3	5	2	0	1	14
12/30	at Clemson	*	34	5-21	.238	3-13	.231	8-10	.800	0-3-3	3	3	1	0	0	21
1/4	Duke	*	34	8-19	.421	4-8	.500	4-5	.800	2-0-2	1	0	3	1	3	24
1/7	at Virginia Tech	*	39	6-19	.316	2-9	.222	8-10	.800	1-4-5	1	3	2	0	3	22
1/14	Miami	*	37	7-20	.350	2-9	.222	4-7	.571	0-3-3	4	2	1	0	2	20
1/17	at Georgia Tech	*	38	9-17	.529	4-11	.364	3-4	.750	0-3-3	3	5	3	2	0	25
1/21	at North Carolina	*	23	5-15	.333	1-4	.250	1-1	1.000	0-1-1	3	1	1	0	0	12
1/24	Notre Dame	*	38	2-14	.143	2-9	.222	11-13	.846	0-3-3	1	6	1	1	3	17
1/28	at Wake Forest	*	21	6-12	.500	3-4	.750	1-3	.333	1-1-2	4	1	1	0	0	16
2/1	Florida State	*	33	10-24	.417	6-10	.600	6-9	.667	2-3-5	2	3	2	0	0	32
2/4	Georgia Tech	*	40	2-11	.182	1-7	.143	0-0	.000	0-3-3	0	10	4	0	2	5

SMITH'S SINGLE-GAME BESTS

POINTS

Season 33, vs. Coppin State (12/6/22)
Career: 34, at North Carolina (1/29/22)
ACC 34, at North Carolina (1/29/22)

REBOUNDS

Season 6, vs. Pitt (12/2/22)
Career: 11, vs. Nebraska (12/1/21)
ACC 9, at Georgia Tech (2/15/22)

FG MADE

Season 12, vs. Coppin State (12/6/22)
Career 12 (2x), last vs. Coppin State (12/6/22)
ACC 11, at Florida State (3/5/22)

FG ATTEMPTED

Season 24, vs. Florida State (2/1/23)
Career 24 (2x), last vs. Florida State (2/1/23)
ACC 24, vs. Florida State (2/1/23)

3FG MADE

Season 6 (2x), last vs. Florida State (2/1/23)
Career 7 (2x), last vs. Syracuse (2/2/22)
ACC 7 (2x), last vs. Syracuse (2/2/22)

3FG ATTEMPTED

Season 13 (2x), last vs. Clemson (12/30/22)
Career 15, vs. Syracuse (2/2/22)
ACC 15, vs. Syracuse (2/2/22)

FT MADE

Season 11, vs. Notre Dame (1/24/23)
Career 11 (2x), last vs. Notre Dame (1/24/23)
ACC 11 (2x), last vs. Notre Dame (1/24/23)

FT ATTEMPTED

Season 13, vs. Notre Dame (1/24/23)
Career 13 (2x), last vs. Notre Dame (1/24/23)
ACC 13 (2x), last vs. Notre Dame (1/24/23)

ASSISTS

Season 10, vs. Georgia Tech (2/4/23)
Career 10, vs. Georgia Tech (2/4/23)
ACC 10, vs. Georgia Tech (2/4/23)

STEALS

Season 6, vs. FIU (11/15/22)
Career 6, vs. FIU (11/15/22)
ACC 4, at North Carolina (1/29/22)

BLOCKS

Season 2 (2x), last at Georgia Tech (1/17/23)
Career 2 (3x), last at Georgia Tech (1/17/23)
ACC 2 (2x), last at Georgia Tech (1/17/23)

MINUTES

Season 40 (2x), last vs. Georgia Tech (2/4/23)
Career 46, vs. Nebraska (12/1/21)
ACC 40 (2x), last vs. Georgia Tech (2/4/23)

MISCELLANEOUS CAREER STATS

Games with 10+ points.....	46
Games with 20+ points.....	22
Games with 10+ rebounds.....	1
Games with 3+ assists.....	30
Games with 2+ steals.....	25
Games with 2+ blocks.....	3
Double-Doubles.....	0
Games led NCSU in points.....	23
Games led NCSU in rebounds.....	3
Games led NCSU in assists.....	24
Games led NCSU in steals.....	22
Games led NCSU in blocks.....	10

SMITH'S CAREER STATS

Year	GP-GS	Min	Avg	FG-FGA	Pct	3FG-FGA	Pct	FT-FTA	Pct	Off-Def	Tot-Avg	PF-FO	A	TO	Blk	Stl	Pts	Avg
2021-22	32-25	1011	31.6	182-457	.398	96-260	.369	60-86	.698	30-102	132-4.1	69-1	67	54	15	42	520	16.3
2022-23	24-24	809	33.7	146-385	.379	70-202	.347	82-117	.701	18-64	82-3.4	61-1	110	57	11	40	444	18.5
TOTALS	56-49	1820	32.5	328-842	.390	166-462	.359	142-203	.700	48-166	214-3.8	130-2	177	111	26	82	964	17.2



JARKEL JOINER

GUARD • GRADUATE • 6-1 • 180 LBS.
OXFORD, MISS.
OXFORD (OLE MISS)



NOTING JOINER

- Through games of Saturday, Feb. 4 - ranks sixth in the ACC assist-to-turnover ratio (2.14), ninth in scoring (16.2) and free throw percentage (83.0%).
- Scored 28 points on 9-of-18 shooting and was 8-of-8 at the foul line in win over Notre Dame on 1/24
- Passed out a career-high nine assists with no turnovers and added 21 points in win over 16th-ranked Duke on 1/4
- Scored 26 points on 10-16 FGs, 3-6 3FG, vs. Miami on 12/10
- Scored 29 points on 11-17 FGs, 5-7 3FG, in win over Coppin State on 12/6
- Was named ACC Player of the Week on Monday, Nov. 28 for his efforts in the Pack's three games at the Battle 4 Atlantis. He averaged 19.7 points, 3.0 rebounds and 1.7 steals per game in the three contests. He scored 41 of his 59 points in the second half of the three games.
- Scored 20 of his 27 points in the second half of the Pack's win over Dayton on 11/24
- Led team (along with Casey Morsell) with 26 points on 9-of-15 shooting, including 6-of-8 from long range, in win over FIU on 11/15
- Made NC State debut on 11/7 against Austin Peay and had 18 points on 7-of-10 shooting and a career-high 8 assists in the win.
- Averaged 13.2 points per game at Ole Miss last season ... was the Rebels leading scorer
- Had a 2.55 assist-to-turnover ratio
- Scored season-high 33 points last season against Alabama, hit career-best 6 three-pointers against Crimson Tide
- Played first two seasons of college basketball at Cal State Bakersfield ... earned First-Team All-WAC honors and set numerous school records, including most points in a single season (532) during his sophomore campaign

2022-23 GAME-BY-GAME STATS

Date	Opponent	ST	MIN	FG-FGA	Pct.	3FG-FGA	Pct.	FT-FTA	Pct.	O-D-T	PF	A	TO	BLK	STL	PTS
11/7	Austin Peay	*	28	7-10	.700	1-4	.250	3-3	1.000	0-3-3	1	8	3	0	0	18
11/11	Campbell	*	37	6-13	.462	0-2	.000	5-6	.833	2-4-6	0	3	1	0	2	17
11/15	FIU	*	29	9-15	.600	6-8	.750	2-2	1.000	1-2-3	1	5	0	0	3	26
11/19	Flon	*	30	3-6	.500	1-1	1.000	0-0	.000	1-2-3	2	4	3	1	1	7
11/23	vs. Kansas	*	39	6-15	.400	0-2	.000	5-6	.833	1-6-7	1	0	2	0	2	17
11/24	vs. Dayton	*	32	7-12	.583	2-5	.400	11-13	.846	0-3-3	2	0	0	0	2	27
11/25	vs. Butler	*	35	4-11	.364	0-2	.000	7-8	.875	0-2-2	2	3	0	0	1	15
11/29	William & Mary	*	29	5-11	.455	0-2	.000	1-2	.500	1-3-4	1	6	3	0	3	11
12/2	Pitt	*	38	0-12	.000	0-7	.000	1-2	.500	1-5-6	1	2	5	0	1	1
12/6	Coppin State	*	36	11-17	.647	5-7	.714	2-5	.400	0-5-5	2	1	2	0	2	29
12/10	at Miami	*	40	10-16	.625	3-6	.500	3-4	.750	1-3-4	0	4	0	0	0	26
12/13	Furman	*	31	3-10	.300	0-4	.000	4-7	.571	0-4-4	3	6	4	0	0	10
12/17	vs. Vanderbilt	*	39	3-8	.375	1-1	1.000	5-6	.833	1-4-5	2	2	1	1	0	12
12/22	Louisville	*	37	4-10	.400	1-3	.333	4-5	.800	1-1-2	3	2	2	0	0	13
12/30	at Clemson	*	36	2-11	.182	0-3	.000	2-2	1.000	1-3-4	0	5	0	0	0	6
1/4	Duke	*	36	8-18	.444	5-10	.500	0-0	.000	2-4-6	0	9	0	0	2	21
1/7	at Virginia Tech	*	28	6-13	.462	1-4	.250	8-10	.800	2-6-8	3	0	0	0	1	21
1/14	Miami	*	43	4-14	.286	1-5	.200	2-2	1.000	1-2-3	2	3	0	0	1	11
1/17	at Georgia Tech	*	39	5-11	.455	0-1	.000	9-9	1.000	0-8-8	0	3	4	0	1	19
1/21	at North Carolina	*	38	6-18	.333	0-6	.000	6-6	1.000	0-4-4	4	3	1	0	1	18
1/24	Notre Dame	*	38	9-18	.500	2-5	.400	8-8	1.000	1-5-6	2	1	1	0	1	28
1/28	at Wake Forest	*	39	6-14	.429	3-5	.600	2-3	.667	0-3-3	3	4	1	1	1	17
2/1	Florida State	*	33	5-12	.417	3-5	.600	1-1	1.000	1-4-5	1	2	1	0	2	14
2/4	Georgia Tech	*	38	1-6	.167	1-5	.200	2-2	1.000	0-4-4	1	1	2	0	2	5

JOINER'S SINGLE-GAME BESTS

POINTS
Season 29, vs. Coppin State (12/6/22)
Career 34, at Cal Baptist (1/24/19)
Conference 34, at Cal Baptist (1/24/19)

REBOUNDS
Season 8 (2x), last at Georgia Tech (1/17/23)
Career 11, vs. Cal Poly (12/18/18)
Conference 10, at Kansas City (1/18/18)

FG MADE
Season 11, vs. Coppin State (12/6/22)
Career 14, at Cal Baptist (1/24/19)
Conference 14, at Cal Baptist (1/24/19)

FG ATTEMPTED
Season 18 (3x), last vs. Notre Dame (1/24/23)
Career 23, at Cal Baptist (1/24/19)
Conference 23, at Cal Baptist (1/24/19)

3FG MADE
Season 6, vs. FIU (11/15/22)
Career 6 (2x), last vs. FIU (11/15/22)
Conference 6, vs. Alabama (12/9/22)

3FG ATTEMPTED
Season 10, vs. Duke (1/4/23)
Career 11, vs. LSU (3/12/22)
Conference 11, vs. LSU (3/12/22)

FT MADE
Season 11, vs. Dayton (11/24/22)
Career 12, at Lamar (1/19/17)
Conference 9, vs. Georgia Tech (1/17/23)

FT ATTEMPTED
Season 13, vs. Dayton (11/24/22)
Career 13, vs. Dayton (11/24/22)
Conference 10, at Virginia Tech (1/7/23)

ASSISTS
Season 9, vs. Duke (1/4/23)
Career 9, vs. Duke (1/4/23)
Conference 9, vs. Duke (1/4/23)

STEALS
Season 3 (2x), last vs. William & Mary (11/29/22)
Career 6, at Georgia (1/30/21)
Conference 6, at Georgia (1/30/21)

BLOCKS
Season 1 (3x), last at Wake Forest (1/28/23)
Career 2, at Mississippi State (1/19/21)
Conference 2, at Mississippi State (1/19/21)

MINUTES
Season 43, vs. Miami (1/14/23)
Career 43, vs. Miami (1/14/23)
Conference 43, vs. Miami (1/14/23)

MISCELLANEOUS CAREER STATS

Games with 10+ points 88
Games with 20+ points 30
Games with 10+ rebounds 2
Games with 3+ assists 33
Games with 2+ steals 36
Games with 2+ blocks 1
Double-Doubles 1
Games led NCSU in points 5
Games led NCSU in rebounds 1
Games led NCSU in assists 6
Games led NCSU in steals 4
Games led NCSU in blocks 0

JOINER'S CAREER STATS

Year	GP-GS	Min	Avg	FG-FGA	Pct	3FG-FGA	Pct	FT-FTA	Pct	Off-Def	Tot-Avg	PF-FO	A	TO	Blk	Stl	Pts	Avg
2017-18 (at CSU Bakersfield)	30-27	841	28.0	106-280	.379	32-112	.286	69-77	.896	28-75	103-3.4	54-0	22	28	1	15	313	10.4
2018-19 (at CSU Bakersfield)	34-34	1094	32.2	208-461	.451	50-135	.370	66-93	.710	40-81	121-3.6	71-0	49	43	3	37	532	15.7
2020-21 (at Ole Miss)	28-24	859	30.7	115-295	.390	23-88	.261	82-97	.845	9-64	73-2.6	44-0	47	44	4	30	335	12.0
2021-22 (at Ole Miss)	22-17	684	31.1	102-249	.410	35-103	.340	52-63	.825	7-58	65-3.0	44-1	51	20	1	26	291	13.2
2022-23 (at NC State)	24-24	848	35.3	130-301	.432	36-103	.350	36-103	.350	18-90	108-4.5	37-0	77	36	3	29	389	16.2
Totals	138-126	4327	31.4	660-1586	.416	176-541	.325	362-442	.819	102-368	470-3.4	250-1	246	171	12	137	1860	13.5



3 ISAIAH MIRANDA

FORWARD • FRESHMAN • 7-1 • 205 LBS.
PAWTUCKET, R.I.
SOUTHERN CALIFORNIA ACADEMY

SEASON STATS



NOTING MIRANDA

- Joined NC State on Dec. 15
- Consensus four-star recruit and top-60 player in Class of 2022
- Ranked No. 30 overall prospect in country by Rivals, No. 40 by On3, No. 47 by 247Sports and No. 55 by ESPN
- Attended Southern California Academy in Los Angeles for a post-grad year before deciding to reclassify to Class of 2022
- Played senior season at Springfield Commonwealth Academy (Springfield, Mass.) ... Averaged 20 points and 12 rebounds per game and helped lead SCA to AAA Power 5 Conference Championship Game
- Attended The Phelps School in Malvern, Pa., for two years and William E. Tolman High School in Pawtucket, R.I., as a freshman
- Played AAU basketball for Rhode Island Elite.

2022-23 GAME-BY-GAME STATS

Date	Opponent	ST	MIN	FG-FGA	Pct.	3FG-FGA	Pct.	FT-FTA	Pct.	O-D-T	PF	A	TO	BLK	STL	PTS
12/17	vs. Vanderbilt															DID NOT PLAY
12/22	Louisville															DID NOT PLAY
12/30	at Clemson															DID NOT PLAY
1/4	Duke															DID NOT PLAY
1/7	at Virginia Tech															DID NOT PLAY
1/14	Miami															DID NOT PLAY
1/17	at Georgia Tech															DID NOT PLAY
1/21	at North Carolina															DID NOT PLAY
1/24	Notre Dame															DID NOT PLAY
1/28	at Wake Forest															DID NOT PLAY
2/1	Florida State															DID NOT PLAY
2/4	Georgia Tech															DID NOT PLAY

MIRANDA'S SINGLE-GAME BESTS

POINTS

Season
ACC.....

REBOUNDS

Season
ACC.....

FG MADE

Season
ACC.....

FG ATTEMPTED

Season
ACC.....

3FG MADE

Season
ACC.....

3FG ATTEMPTED

Season
ACC.....

FT MADE

Season
ACC.....

FT ATTEMPTED

Season
ACC.....

ASSISTS

Season
ACC.....

STEALS

Season
ACC.....

BLOCKS

Season
ACC.....

MINUTES

Season
ACC.....

MISCELLANEOUS CAREER STATS

Games with 10+ points.....	0
Games with 20+ points.....	0
Games with 10+ rebounds.....	0
Games with 3+ assists.....	0
Games with 2+ steals.....	0
Games with 2+ blocks.....	0
Double-Doubles.....	0
Games led NCSU in points.....	0
Games led NCSU in rebounds.....	0
Games led NCSU in assists.....	0
Games led NCSU in steals.....	0
Games led NCSU in blocks.....	0

MIRANDA'S CAREER STATS

Year	GP-GS	Min	Avg	FG-FGA	Pct	3FG-FGA	Pct	FT-FTA	Pct	Off-Def	Tot-Avg	PF-FO	A	TO	Blk	Stl	Pts	Avg
2022-23																		



4^{LJ} THOMAS

GUARD • FRESHMAN • 6-2 • 205 LBS.
PLANT CITY, FLA.
BULL DURHAM PREP (N.C.)

SEASON STATS



NOTING THOMAS

- Scored 14 points on 4-of-6 FG, including 2-2 from 3, and added five rebounds and four steals in win over Furman on 12/13
- Scored first career points and finished with 12 total in win over FIU on 11/15 ... Shot 5-of-7, including 2-2 from three, in win over Panthers
- Made collegiate debut on 11/7 against Austin Peay, playing 5 minutes in the win
- Ranked as a four-star prospect by ESPN
- Ranked as No. 138 overall prospect in the country by 247Sports
- Attended Bull City Prep in Durham, N.C. for senior season ... Averaged 18.5 points, 4.2 assists and 3.5 rebounds per game while shooting 44 percent from the field in the 2020-21 season
- Played junior season at Camp Jewell House Academy in Conyers, Ga. and freshman and sophomore seasons for Columbia High School in Decatur, Ga.

2022-23 GAME-BY-GAME STATS

Date	Opponent	ST	MIN	FG-FGA	Pct.	3FG-FGA	Pct.	FT-FTA	Pct.	O-D-T	PF	A	TO	BLK	STL	PTS
11/7	Austin Peay		5	0-1	.000	0-0	.000	0-0	.000	1-0-1	1	1	2	0	0	0
11/11	Campbell									DID NOT PLAY						
11/15	FIU		12	5-7	.714	2-2	1.000	0-0	.000	1-1-2	1	2	0	0	1	12
11/19	Elon		10	0-4	.000	0-1	.000	0-0	.000	2-3-5	0	2	1	0	0	0
11/23	vs. Kansas									DID NOT PLAY						
11/24	vs. Dayton		10	0-1	.000	0-1	.000	0-0	.000	0-1-1	1	0	0	1	0	0
11/25	vs. Butler		4	0-0	.000	0-0	.000	0-0	.000	0-1-1	0	2	0	0	0	0
11/29	William & Mary		10	3-3	1.000	1-1	1.000	0-0	.000	1-2-3	3	0	0	0	0	7
12/2	Pitt		10	2-2	1.000	1-1	1.000	0-0	.000	0-1-1	0	0	0	0	1	5
12/6	Coppin State		8	1-1	1.000	0-0	.000	0-0	.000	0-2-2	1	0	0	0	0	2
12/10	at Miami									DID NOT PLAY						
12/13	Furman		19	4-6	.667	2-2	1.000	4-4	1.000	3-2-5	2	0	1	0	4	14
12/17	vs. Vanderbilt		5	0-0	.000	0-0	.000	0-0	.000	1-2-3	1	0	0	0	0	0
12/22	Louisville		19	0-3	.000	0-1	.000	1-2	.500	1-1-2	3	3	1	0	1	1
12/30	at Clemson		4	0-2	.000	0-1	.000	0-0	.000	0-1-1	1	0	0	0	0	0
1/4	Duke		14	1-2	.500	1-2	.500	0-0	.000	0-4-4	3	3	1	0	1	3
1/7	at Virginia Tech		10	1-2	.500	0-1	.000	0-0	.000	1-2-3	0	0	1	0	0	2
1/14	Miami		17	1-3	.333	1-1	1.000	2-2	1.000	0-3-3	1	0	1	2	1	5
1/17	at Georgia Tech		11	1-3	.333	0-2	.000	0-0	.000	0-2-2	0	0	1	0	0	2
1/21	at North Carolina		13	0-1	.000	0-0	.000	0-0	.000	1-3-4	2	1	0	0	0	0
1/24	Notre Dame		6	0-0	.000	0-0	.000	0-0	.000	0-2-2	1	1	0	0	2	0
1/28	at Wake Forest		15	2-3	.667	1-1	1.000	0-0	.000	1-3-4	2	0	0	0	0	5
2/1	Florida State		12	3-5	.600	0-1	.000	1-1	1.000	0-2-2	0	0	0	0	0	7
2/4	Georgia Tech		7	0-2	.000	0-1	.000	0-0	.000	1-0-1	1	0	0	0	0	0

THOMAS' SINGLE-GAME BESTS

POINTS
Season14, vs. Furman (12/13/22)
ACC7, vs. Florida State (2/1/23)

REBOUNDS
Season5 (2x), last vs. Furman (12/13/22)
ACC4 (3x), last at Wake Forest (1/28/23)

FG MADE
Season5, vs. FIU (11/15/22)
ACC3, vs. Florida State (2/1/23)

FG ATTEMPTED
Season7, vs. FIU (11/15/22)
ACC5, vs. Florida State (2/1/23)

3FG MADE
Season2 (2x), last vs. Furman (12/13/22)
ACC1 (4x), last at Wake Forest (1/28/23)

3FG ATTEMPTED
Season2 (3x), last vs. Duke (1/4/23)
ACC2 (2x), last at Georgia Tech (1/17/23)

FT MADE
Season4, vs. Furman (12/13/22)
ACC2, vs. Miami (1/14/23)

FT ATTEMPTED
Season4, vs. Furman (12/13/22)
ACC2 (2x), last vs. Miami (1/14/23)

ASSISTS
Season3 (2x), last vs. Duke (1/4/23)
ACC3 (2x), last vs. Duke (1/4/23)

STEALS
Season4, vs. Furman (12/13/22)
ACC2, vs. Notre Dame (1/24/23)

BLOCKS
Season2, vs. Miami (1/14/23)
ACC2, vs. Miami (1/14/23)

MINUTES
Season19 (2x), last vs. Louisville (12/22/22)
ACC19, vs. Louisville (12/22/22)

MISCELLANEOUS CAREER STATS

Games with 10+ points2
Games with 20+ points0
Games with 10+ rebounds0
Games with 3+ assists2
Games with 2+ steals2
Games with 2+ blocks1
Double-Doubles0
Games led NCSU in points0
Games led NCSU in rebounds0
Games led NCSU in assists0
Games led NCSU in steals2
Games led NCSU in blocks1

THOMAS' CAREER STATS

Year	GP-GS	Min	Avg	FG-FGA	Pct	3FG-FGA	Pct	FT-FTA	Pct	Off-Def	Tot-Avg	PF-FO	A	TO	Blk	Stl	Pts	Avg
2022-23	21-0	222	10.6	24-51	.471	9-19	.474	8-9	.889	14-38	52-2.5	24-0	15	9	3	11	65	3.1



5 JACK CLARK

GUARD • GRADUATE • 6-8 • 200 LBS.
CHELTENHAM, PA.
CHELTENHAM

SEASON STATS



NOTING CLARK

- Through games of Saturday, Dec. 31 - ranked second in the ACC in steals per game (1.9) and 10th in rebounding (7.3)
- Stuffed stat sheet with 14 points, 9 rebounds and a career-high 6 assists in win over Louisville on 12/22
- Posted a double-double with 10 points/10 rebounds and added a career-high 5 steals in win over Campbell on 11/11
- Made NC State debut on 11/7 vs. Austin Peay and had 15 points, 7 rebounds, 3 steals and a career-high tying 2 blocks
- Averaged 12.0 points per game last season at La Salle
- Scored career-high 30 points on 13-of-19 shooting at Duquesne on 3/5/22

2022-23 GAME-BY-GAME STATS

Date	Opponent	ST	MIN	FG-FGA	Pct.	3FG-FGA	Pct.	FT-FTA	Pct.	O-D-T	PF	A	TO	BLK	STL	PTS
11/7	Austin Peay	*	28	6-11	.545	3-6	.500	0-0	.000	1-6-7	1	2	1	2	3	15
11/11	Campbell	*	32	2-7	.286	0-3	.000	6-7	.857	2-8-10	2	2	0	1	5	10
11/15	FIU	*	11	1-4	.250	0-2	.000	0-0	.000	0-0-0	2	1	0	0	0	2
11/19	Elon	*	35	9-18	.500	3-10	.300	0-0	.000	2-8-10	2	2	0	1	2	21
11/23	vs. Kansas	*	33	2-6	.333	1-4	.250	0-0	.000	0-3-3	3	0	2	0	0	5
11/24	vs. Dayton	*	34	5-9	.556	0-3	.000	0-0	.000	3-6-9	4	1	0	1	2	10
11/25	vs. Butler	*	27	4-9	.444	2-4	.500	0-0	.000	2-6-8	1	0	2	0	3	10
11/29	William & Mary	*	26	5-8	.625	2-4	.500	0-0	.000	1-5-6	3	1	1	1	3	12
12/2	Pitt	*	26	0-8	.000	0-7	.000	2-2	1.000	2-7-9	3	1	0	2	1	2
12/6	Coppin State	*	32	1-7	.143	0-4	.000	1-2	.500	4-6-10	2	5	1	0	3	3
12/10	at Miami	*	11	1-1	1.000	1-1	1.000	0-0	.000	0-5-5	5	1	1	0	1	3
12/13	Furman	*	25	5-8	.625	2-5	.400	3-3	1.000	1-3-4	0	2	1	0	3	15
12/17	vs. Vanderbilt	*	34	2-7	.286	2-6	.333	1-2	.500	2-6-8	1	0	0	1	1	7
12/22	Louisville	*	37	4-11	.364	1-7	.143	5-5	1.000	1-8-9	0	6	0	0	1	14
12/30	at Clemson	*	33	2-7	.286	1-3	.333	2-3	.667	5-6-11	2	3	0	0	1	7
1/4	Duke															DID NOT PLAY - INJURED
1/7	at Virginia Tech															DID NOT PLAY - INJURED
1/14	Miami															DID NOT PLAY - INJURED
1/17	at Georgia Tech															DID NOT PLAY - INJURED
1/21	at North Carolina															DID NOT PLAY - INJURED
1/24	Notre Dame															DID NOT PLAY - INJURED
1/28	at Wake Forest															DID NOT PLAY - INJURED
2/1	Florida State															DID NOT PLAY - INJURED
2/4	Georgia Tech															DID NOT PLAY - INJURED

CLARK'S SINGLE-GAME BESTS

POINTS

Season 21, vs. Elon (11/19/22)
Career 30, at Duquesne (3/5/22)
Conference 30, at Duquesne (3/5/22)

REBOUNDS

Season 11, vs. Clemson (12/30/22)
Career 13 (2x), last vs. St. Joseph's (3/9/22)
Conference 13, vs. St. Joseph's (3/9/22)

FG MADE

Season 9, vs. Elon (11/19/22)
Career 13, at Duquesne (3/5/22)
Conference 13, at Duquesne (3/5/22)

FG ATTEMPTED

Season 18, vs. Elon (11/19/22)
Career 20, at St. Joseph's (1/17/22)
Conference 20, vs. St. Joseph's (3/9/22)

3FG MADE

Season 3 (2x), last vs. Elon (11/19/22)
Career 5, at St. Joseph's (1/17/22)
Conference 5, at St. Joseph's (1/17/22)

3FG ATTEMPTED

Season 10, vs. Elon (11/19/22)
Career 14, at Davidson (1/29/22)
Conference 14, at Davidson (1/29/22)

FT MADE

Season 6, vs. Campbell (11/11/22)
Career 10, vs. Bucknell (12/4/18)
Conference 5 (4x), last vs. Louisville (12/22/22)

FT ATTEMPTED

Season 7, vs. Campbell (11/11/22)
Career 12, vs. Bucknell (12/4/18)
Conference 7, at UMass (2/19/22)

ASSISTS

Season 6, vs. Louisville (12/22/22)
Career 6, vs. Louisville (12/22/22)
Conference 6, vs. Louisville (12/22/22)

STEALS

Season 5, vs. Campbell (11/11/22)
Career 5, vs. Campbell (11/11/22)
Conference 4 (2x), last at UMass (2/19/22)

BLOCKS

Season 2 (2x), last vs. Pitt (12/2/22)
Career 2 (3x), last vs. Pitt (12/2/22)
Conference 2 (2x), last vs. Pitt (12/2/22)

MINUTES

Season 37, vs. Louisville (12/22/22)
Career 42, at Delaware (11/17/21)
Conference 38 (4x), last vs. Dayton (2/26/22)

MISCELLANEOUS CAREER STATS

Games with 10+ points 40
Games with 20+ points 5
Games with 10+ rebounds 8
Games with 3+ assists 14
Games with 2+ steals 26
Games with 2+ blocks 3
Double-Doubles 5
Games led NCSU in points 1
Games led NCSU in rebounds 7
Games led NCSU in assists 1
Games led NCSU in steals 10
Games led NCSU in blocks 2

CLARK'S CAREER STATS

Year	GP-GS	Min	Avg	FG-FGA	Pct	3FG-FGA	Pct	FT-FTA	Pct	Off-Def	Tot-Avg	PF-FO	A	TO	Blk	Stl	Pts	Avg
2018-19 (at La Salle)	9-1	242	26.9	28-68	.412	16-39	.410	23-30	.767	13-26	39-4.3	20-0	10	10	2	9	95	10.6
2020-21 (at La Salle)	24-19	619	25.8	91-231	.394	32-116	.276	23-29	.793	28-96	124-5.2	53-1	28	47	7	22	237	9.9
2021-22 (at La Salle)	30-23	912	30.4	133-346	.384	48-161	.298	47-59	.797	51-124	175-5.8	58-1	49	57	7	35	361	12.0
2022-23 (at NC State)	15-15	424	28.3	49-121	.405	18-69	.261	20-24	.833	26-83	109-7.3	31-1	27	9	9	29	136	9.1
TOTALS	78-58	2197	28.2	301-766	.393	114-385	.296	113-142	.796	118-329	447-5.7	162-3	114	123	24	95	829	10.6



10 BREON PASS

GUARD • SOPHOMORE • 6-0 • 175 LBS.
REIDSVILLE, N.C.
REIDSVILLE

SEASON STATS



NOTING PASS

- Had career-high 4 assists and tied career-best with 7 points in win over FIU on 11/15
- All-ACC Academic Men's Basketball Team member
- Appeared in 25 games last season ... Averaged 2.2 points and 1.4 rebounds per game
- Played season-high 23 minutes in 4 OT win over Nebraska on 12/1 ... Scored 3 points and grabbed a season-high seven rebounds while also recording his only block of the season in win over Cornhuskers
- Scored season-high seven points in win over Central Connecticut on 11/16
- Scored five points in four ACC games ... Had two assists in four games.
- One of the top dual-sport athletes in the class of 2021
- Had Power-5 offers to play college football and basketball
- Ranked as a four-star prospect by 247Sports ... No. 125 overall prospect and No. 6 prospect in the state of North Carolina by 247Sports
- Named 2021 North Carolina High School Athletic Association Male Athlete of the Year

2022-23 GAME-BY-GAME STATS

Date	Opponent	ST	MIN	FG-FGA	Pct.	3FG-FGA	Pct.	FT-FTA	Pct.	O-D-T	PF	A	TO	BLK	STL	PTS
11/7	Austin Peay		15	0-1	.000	0-1	.000	0-0	.000	0-0-0	5	1	2	0	0	0
11/11	Campbell		12	1-1	1.000	0-0	.000	0-0	.000	0-0-0	2	1	1	0	2	2
11/15	FIU		19	2-6	.333	0-3	.000	3-3	1.000	0-1-1	0	4	3	0	2	7
11/19	Elon		8	0-1	.000	0-1	.000	0-0	.000	0-0-0	0	0	0	0	0	0
11/23	vs. Kansas		9	0-1	.000	0-0	.000	0-0	.000	0-1-1	0	1	1	0	1	0
11/24	vs. Dayton															
11/25	vs. Butler		8	2-3	.667	0-0	.000	0-0	.000	0-0-0	0	0	0	0	1	4
11/29	William & Mary		7	0-1	.000	0-0	.000	0-0	.000	0-3-3	0	0	1	0	0	0
12/2	Pitt															
12/6	Coppin State		10	1-2	.500	1-1	1.000	0-0	.000	1-1-2	0	0	1	0	0	3
12/10	at Miami		7	0-3	.000	0-1	.000	0-0	.000	0-0-0	0	0	0	0	0	0
12/13	Furman		8	2-5	.400	0-2	.000	0-0	.000	1-0-1	0	0	2	0	1	4
12/17	vs. Vanderbilt		4	0-0	.000	0-0	.000	0-0	.000	0-0-0	0	0	0	0	0	0
12/22	Louisville															
12/30	at Clemson		9	0-2	.000	0-2	.000	0-0	.000	0-1-1	1	0	2	1	0	0
1/4	Duke		2	1-1	1.000	0-0	.000	0-0	.000	0-0-0	1	0	0	0	0	2
1/7	at Virginia Tech		7	0-1	.000	0-1	.000	0-0	.000	0-2-2	1	0	0	0	0	0
1/14	Miami		2	0-0	.000	0-0	.000	0-0	.000	0-0-0	0	0	0	0	0	0
1/17	at Georgia Tech		4	0-0	.000	0-0	.000	0-0	.000	0-1-1	1	0	0	0	0	0
1/21	at North Carolina		8	0-0	.000	0-0	.000	0-0	.000	0-0-0	0	1	0	0	0	0
1/24	Notre Dame		14	0-0	.000	0-0	.000	2-2	1.000	0-3-3	2	0	0	0	1	2
1/28	at Wake Forest		4	0-1	.000	0-1	.000	0-0	.000	0-0-0	0	0	0	0	0	0
2/1	Florida State		6	1-2	.500	1-1	1.000	0-0	.000	0-2-2	0	0	1	0	0	3
2/4	Georgia Tech		4	0-0	.000	0-0	.000	0-0	.000	1-1-2	0	0	0	0	1	0

PASS' SINGLE-GAME BESTS

POINTS

Season 7, vs. FIU (11/15/22)
Career 7 (2x), last vs. FIU (11/15/22)
ACC 5 (4x), last vs. Virginia (1/22/22)

REBOUNDS

Season 3 (2x), last vs. Notre Dame (1/24/23)
Career 7, vs. Nebraska (12/1/21)
ACC 4, vs. Florida State (1/1/22)

FG MADE

Season 2 (3x), last vs. Furman (12/13/22)
Career 3, vs. Central Connecticut (11/16/21)
ACC 2 (3x), last vs. Virginia (1/22/22)

FG ATTEMPTED

Season 6, vs. FIU (11/15/22)
Career 7, vs. Nebraska (12/1/21)
ACC 4 (2x), last at Duke (1/15/22)

3FG MADE

Season 1 (2x), last vs. Florida State (2/1/23)
Career 1 (10x), last vs. Florida State (2/1/23)
ACC 1 (7x), last vs. Florida State (2/1/23)

3FG ATTEMPTED

Season 3, vs. FIU (11/15/22)
Career 4, vs. Nebraska (12/1/21)
ACC 2 (5x), last vs. Clemson (12/30/22)

FT MADE

Season 3, vs. FIU (11/15/22)
Career 3, vs. FIU (11/15/22)
ACC 2 (4x), last vs. Notre Dame (1/24/23)

FT ATTEMPTED

Season 3, vs. FIU (11/15/22)
Career 3, vs. FIU (11/15/22)
ACC 2 (5x), last vs. Notre Dame (1/24/23)

ASSISTS

Season 4, vs. FIU (11/15/22)
Career 4, vs. FIU (11/15/22)
ACC 2 (4x), last vs. Syracuse (2/2/22)

STEALS

Season 2 (2x), last vs. FIU (11/15/22)
Career 2 (2x), last vs. FIU (11/15/22)
ACC 1 (4x), last vs. Georgia Tech (2/4/23)

BLOCKS

Season 1, at Clemson (12/30/22)
Career 1 (2x), last at Clemson (12/30/22)
ACC 1, at Clemson (12/30/22)

MINUTES

Season 19, vs. FIU (11/15/22)
Career 23, vs. Nebraska (12/1/21)
ACC 16, vs. North Carolina (2/26/22)

MISCELLANEOUS CAREER STATS

Games with 10+ points.....	0
Games with 20+ points.....	0
Games with 10+ rebounds.....	0
Games with 3+ assists.....	1
Games with 2+ steals.....	2
Games with 2+ blocks.....	0
Double-Doubles.....	0
Games led NCSU in points.....	0
Games led NCSU in rebounds.....	0
Games led NCSU in assists.....	1
Games led NCSU in steals.....	0
Games led NCSU in blocks.....	1

PASS' CAREER STATS

Year	GP-GS	Min	Avg	FG-FGA	Pct	3FG-FGA	Pct	FT-FTA	Pct	Off-Def	Tot-Avg	PF-FO	A	TO	Blk	Stl	Pts	Avg
2021-22	25-0	222	8.9	18-50	.360	8-28	.286	12-14	.857	5-29	34-1.4	28-0	16	12	1	5	56	2.2
2022-23	21-0	167	8.0	10-31	.323	2-14	.143	5-5	1.000	3-16	19-0.9	13-1	8	14	1	9	27	1.3
TOTALS	46-0	389	8.5	28-81	.346	10-42	.238	17-19	.895	8-45	53-1.2	41-1	24	26	2	14	83	1.8



DUSAN MAHORCIC

FORWARD • GRADUATE • 6-10 • 235 LBS.
BELGRADE, SERBIA
NOTRE DAME COLLEGE PREP (ILL.) (UTAH)

SEASON STATS

PPG	RPG	BPG	FG%	3FG%	FT%
8.7	6.6	0.7	64.3	-	57.7

NOTING MAHORCIC

- Suffered dislocated right patella in second half of win over Coppin State on Dec. 6. Out indefinitely
- Through games of Wednesday, Dec. 7 - ranked 8th in the ACC in offensive rebounding (2.6) and 13th in rebounding (6.6)
- Grabbed 13 rebounds and added nine points and a career-high tying 2 blocks in win over Elon on 11/19
- Made NC State on 11/7 against Austin Peay and had 8 points (4-4 FGs) and 5 rebounds in 18 minutes in the start
- Appeared in 13 games, making two starts at Utah last season ... Averaged 5.5 points and 4.1 rebounds per game
- Played 2020-21 season at Illinois State ... Averaged 9.9 points and 7.2 rebounds per game for Redbirds
- NC State is his fifth school in five years ... Signed with Lewis College out of high school, transferred to Moberly Area Community College for sophomore season, played at Illinois State as a junior, Utah as a senior and now playing graduate season at NC State.

2022-23 GAME-BY-GAME STATS

Date	Opponent	ST	MIN	FG-FGA	Pct.	3FG-FGA	Pct.	FT-FTA	Pct.	O-D-T	PF	A	TO	BLK	STL	PTS
11/7	Austin Peay	*	18	4-4	1.000	0-0	.000	0-0	.000	2-3-5	2	0	0	0	0	8
11/11	Campbell	*	19	3-6	.500	0-0	.000	3-6	.500	2-2-4	4	0	2	1	0	9
11/15	FIU	*	21	4-5	.800	0-0	.000	4-5	.800	3-5-8	1	1	1	0	2	12
11/19	Elon	*	23	4-6	.667	0-0	.000	1-2	.500	3-10-13	2	0	1	2	0	9
11/23	vs. Kansas	*	24	2-7	.286	0-0	.000	0-0	.000	5-4-9	2	2	1	0	2	4
11/24	vs. Dayton	*	25	4-5	.800	0-0	.000	1-2	.500	2-2-4	2	0	2	2	0	9
11/25	vs. Butler	*	23	6-10	.600	0-0	.000	1-1	1.000	2-4-6	3	1	0	0	1	13
11/29	William & Mary		22	5-6	.833	0-0	.000	2-4	.500	4-5-9	0	3	0	1	0	12
12/2	Pitt	*	14	3-4	.750	0-0	.000	3-6	.500	1-2-3	3	1	1	0	1	9
12/6	Coppin State	*	20	1-3	.333	0-0	.000	0-0	.000	2-3-5	0	4	4	1	0	2
12/10	at Miami															DID NOT PLAY - INJURED
12/13	Furman															DID NOT PLAY - INJURED
12/17	vs. Vanderbilt															DID NOT PLAY - INJURED
12/22	Louisville															DID NOT PLAY - INJURED
12/30	at Clemson															DID NOT PLAY - INJURED
1/4	Duke															DID NOT PLAY - INJURED
1/7	at Virginia Tech															DID NOT PLAY - INJURED
1/14	Miami															DID NOT PLAY - INJURED
1/17	at Georgia Tech															DID NOT PLAY - INJURED
1/21	at North Carolina															DID NOT PLAY - INJURED
1/24	Notre Dame															DID NOT PLAY - INJURED
1/28	at Wake Forest															DID NOT PLAY - INJURED
2/1	Florida State															DID NOT PLAY - INJURED
2/4	Georgia Tech															DID NOT PLAY - INJURED

MAHORCIC'S SINGLE-GAME BESTS

POINTS

Season 13, vs. Butler (11/25/22)
Career 20, vs. Northern Iowa (2/27/21)
Conference 20, vs. Northern Iowa (2/27/21)

REBOUNDS

Season 13, vs. Elon (11/19/22)
Career 15, vs. Missouri State (2/7/21)
Conference 15, vs. Missouri State (2/7/21)

FG MADE

Season 6, vs. Butler (11/25/22)
Career 7 (3x), last vs. Northern Iowa (3/4/21)
Conference 7 (2x), last vs. Northern Iowa (3/4/21)

FG ATTEMPTED

Season 10, vs. Butler (11/25/22)
Career 13, at Arizona (1/15/22)
Conference 13, at Arizona (1/15/22)

3FG MADE

Season
Career 1, at Evansville (1/10/21)
Conference 1, at Evansville (1/10/21)

3FG ATTEMPTED

Season
Career 1, at Evansville (1/10/21)
Conference 1, at Evansville (1/10/21)

FT MADE

Season 4, vs. FIU (11/15/22)
Career 6, vs. Washington State (1/8/22)
Conference 6, vs. Washington State (1/8/22)

FT ATTEMPTED

Season 6 (2x), last vs. Pitt (12/2/22)
Career 8 (3x), last vs. Abilene Christian (11/9/21)
Conference 8, vs. Indiana State (1/16/21)

ASSISTS

Season 4, vs. Coppin State (12/6/22)
Career 4, vs. Coppin State (12/6/22)
Conference 2 (7x), last vs. USC (1/22/22)

STEALS

Season 2 (2x), last vs. Kansas (11/23/22)
Career 4, vs. Indiana State (1/16/21)
Conference 4, vs. Indiana State (1/16/21)

BLOCKS

Season 2, vs. Elon (11/19/22)
Career 2 (2x), last vs. Elon (11/19/22)
Conference 2, vs. Indiana State (1/16/21)

MINUTES

Season 25, vs. Dayton (11/24/22)
Career 32, vs. Northern Iowa (2/27/21)
Conference 32, vs. Northern Iowa (2/27/21)

MISCELLANEOUS CAREER STATS

Games with 10+ points 17
Games with 20+ points 1
Games with 10+ rebounds 5
Games with 3+ assists 2
Games with 2+ steals 6
Games with 2+ blocks 3
Double-Doubles 2
Games led NCSU in points 0
Games led NCSU in rebounds 4
Games led NCSU in assists 0
Games led NCSU in steals 1
Games led NCSU in blocks 2

MAHORCIC'S CAREER STATS

Year	GP-GS	Min	Avg	FG-FGA	Pct	3FG-FGA	Pct	FT-FTA	Pct	Off-Def	Tot-Avg	PF-FO	A	TO	Blk	Stl	Pts	Avg
2020-21 (at Illinois State)	22-16	536	24.4	88-149	.591	1-1	1.000	40-80	.500	59-99	158-7.2	42-0	23	45	7	18	217	9.9
2021-22 (at Utah)	13-2	187	14.4	24-57	.421	0-0	.000	23-31	.742	13-40	53-4.1	24-0	14	14	4	3	71	5.5
2022-23 (at NC State)	10-9	209	20.9	36-56	64.3	0-0	.000	15-26	.577	26-40	66-6.6	19-0	12	12	7	6	87	8.7
Totals	45-27	932	20.7	148-262	.565	1-1	1.000	78-137	.569	98-179	277-6.2	85-0	49	71	18	27	375	8.3



12 CHASE GRAHAM

GUARD • SENIOR • 6-1 • 180 LBS.
RALEIGH, N.C.
ATHENS DRIVE

SEASON STATS



NOTING GRAHAM

- NC State is 32-2 in games that Graham has made an appearance in
- Registered first career block with transition block in final minute of game vs. William & Mary on 11/29
- Put up five points in one minute in the Pack's win vs. Wake Forest on 3/6/20, including a steal that led to an easy lay-in.
- Played on varsity for two seasons at Athens Drive.
- Averaged 9.5 points per game as a senior to help lead the team to an 18-8 record and a berth in the North Carolina 4A Boys Basketball Championship.
- Named Student-Athlete of the Year in 2017-18.
- 2019 Raleigh Sports club Scholarship Recipient.

2022-23 GAME-BY-GAME STATS

Date	Opponent	ST	MIN	FG-FGA	Pct.	3FG-FGA	Pct.	FT-FTA	Pct.	O-D-T	PF	A	TO	BLK	STL	PTS
11/7	Austin Peay		4	1-2	.500	1-2	.500	0-0	.000	0-1-1	0	0	0	0	0	3
11/11	Campbell															
11/15	FIU		3	0-1	.000	0-1	.000	0-0	.000	0-1-1	0	0	0	0	0	0
11/19	Elon															
11/23	vs. Kansas															
11/24	vs. Dayton		1	0-0	.000	0-0	.000	0-0	.000	0-0-0	0	0	0	0	0	0
11/25	vs. Butler															
11/29	William & Mary		3	0-1	.000	0-1	.000	0-0	.000	0-0-0	0	0	1	1	0	0
12/2	Pitt															
12/6	Coppin State		1	0-1	.000	0-1	.000	0-0	.000	0-1-1	0	0	0	0	1	0
12/10	at Miami															
12/13	Furman		1	0-1	.000	0-1	.000	0-0	.000	0-0-0	0	0	1	0	1	0
12/17	vs. Vanderbilt															
12/22	Louisville															
12/30	at Clemson															
1/4	Duke		1	0-0	.000	0-0	.000	0-0	.000	0-0-0	0	0	0	0	0	0
1/7	at Virginia Tech															
1/14	Miami															
1/17	at Georgia Tech															
1/21	at North Carolina															
1/24	Notre Dame															
1/28	at Wake Forest															
2/1	Florida State		1	0-0	.000	0-0	.000	0-0	.000	0-0-0	0	0	0	0	0	0
2/4	Georgia Tech															

GRAHAM'S SINGLE-GAME BESTS

POINTS
Season 3, vs. Austin Peay (11/7/22)
Career 5, vs. Wake Forest (3/6/20)
ACC 5, vs. Wake Forest (3/6/20)

REBOUNDS
Season 1 (3x), last vs. Coppin State (12/6/22)
Career 1 (4x), last vs. Coppin State (12/6/22)
ACC 1 (4x), last vs. Coppin State (12/6/22)

FG MADE
Season 1, vs. Austin Peay (11/7/22)
Career 1 (3x), last vs. Austin Peay (11/7/22)
ACC 1 (3x), last vs. Austin Peay (11/7/22)

FG ATTEMPTED
Season 2, vs. Austin Peay (11/7/22)
Career 2 (5x), last vs. Austin Peay (11/7/22)
ACC 2 (3x), last vs. Virginia (1/22/22)

3FG MADE
Season 1, vs. Austin Peay (11/7/22)
Career 1 (5x), last vs. Austin Peay (11/7/22)
ACC 1 (2x), last at Wake Forest (2/20/21)

3FG ATTEMPTED
Season 2, vs. Austin Peay (11/7/22)
Career 2 (5x), last vs. Austin Peay (11/7/22)
ACC 2 (3x), last vs. Virginia (1/22/22)

FT MADE
Season
Career 2, vs. Charleston Southern (11/25/20)
ACC 2, vs. Charleston Southern (11/25/20)

FT ATTEMPTED
Season
Career 2, vs. Charleston Southern (11/25/20)
ACC 2, vs. Charleston Southern (11/25/20)

ASSISTS
Season
Career
ACC 1 (2x), vs. Wake Forest (3/6/20)

STEALS
Season 1 (2x), last vs. Furman (12/13/22)
Career 1 (5x), last vs. Furman (12/13/22)
ACC 1 (2x), vs. Wake Forest (3/6/20)

BLOCKS
Season 1, vs. William & Mary (11/29/22)
Career 1, vs. William & Mary (11/29/22)
ACC 1, vs. William & Mary (11/29/22)

MINUTES
Season 4, vs. Austin Peay (11/7/22)
Career 4 (2x), last vs. Austin Peay (11/7/22)
ACC 2 (2x), last vs. Virginia (1/22/22)

MISCELLANEOUS CAREER STATS

Games with 10+ points 0
Games with 20+ points 0
Games with 10+ rebounds 0
Games with 3+ assists 0
Games with 2+ steals 0
Games with 2+ blocks 0
Double-Doubles 0
Games led NCSU in points 0
Games led NCSU in rebounds 0
Games led NCSU in assists 0
Games led NCSU in steals 0
Games led NCSU in blocks 0

GRAHAM'S CAREER STATS

Year	GP-GS	Min	Avg	FG-FGA	Pct	3FG-FGA	Pct	FT-FTA	Pct	Off-Def	Tot-Avg	PF-FO	A	TO	Blk	Stl	Pts	Avg
2019-20	13-0	19	1.5	3-7	.429	2-5	.400	0-1	.000	0-1	1-0.1	1-0	0	2	0	2	8	0.6
2020-21	6-0	11	1.8	2-6	.333	2-5	.400	2-2	1.000	0-0	0-0.0	1-0	0	0	0	0	8	1.3
2021-22	7-0	7	1.0	0-5	.000	0-4	.000	0-0	.000	0-0	0-0.0	2-0	0	2	0	1	0	0.0
2022-23	8-0	15	1.9	1-6	.167	1-6	.167	0-0	.000	0-3	3-0.4	0-0	0	2	1	2	3	0.4
TOTALS	34-0	52	1.5	6-24	.250	5-20	.250	2-3	.667	0-4	4-0.1	4-0	0	6	1	5	19	0.6



13 KJ KEATTS

GUARD • FRESHMAN • 5-10 • 155 LBS.
CARY, N.C.
GRACE CHRISTIAN SCHOOL

SEASON STATS



NOTING KEATTS

- Made collegiate debut on 11/7 against Austin Peay and played four minutes
- Attended Grace Christian School for junior and senior season, playing varsity both seasons
- Helped lead Grace Christian to 19 wins as a senior and 14 wins as a junior in a COVID-shortened season ... Was named Most Improved Player on the team following junior year
- Attended Broughton High School as a freshman and sophomore.

2022-23 GAME-BY-GAME STATS

Date	Opponent	ST	MIN	FG-FGA	Pct.	3FG-FGA	Pct.	FT-FTA	Pct.	O-D-T	PF	A	TO	BLK	STL	PTS
11/7	Austin Peay		4	0-1	.000	0-1	.000	0-0	.000	0-0-0	1	0	1	0	0	0
11/11	Campbell									DID NOT PLAY						
11/15	FIU									DID NOT PLAY						
11/19	Elon									DID NOT PLAY						
11/23	vs. Kansas									DID NOT PLAY						
11/24	vs. Dayton		1	0-0	.000	0-0	.000	0-0	.000	0-0-0	0	0	0	0	0	0
11/25	vs. Butler									DID NOT PLAY						
11/29	William & Mary		3	0-0	.000	0-0	.000	0-0	.000	0-0-0	1	0	2	0	0	0
12/2	Pitt									DID NOT PLAY						
12/6	Coppin State		1	0-0	.000	0-0	.000	0-0	.000	0-1-1	0	0	0	0	0	0
12/10	at Miami									DID NOT PLAY						
12/13	Furman		1	0-1	.000	0-0	.000	0-0	.000	0-0-0	0	0	0	0	0	0
12/17	vs. Vanderbilt									DID NOT PLAY						
12/22	Louisville									DID NOT PLAY						
12/30	at Clemson									DID NOT PLAY						
1/4	Duke		1	0-0	.000	0-0	.000	0-0	.000	0-0-0	0	0	0	0	0	0
1/7	at Virginia Tech									DID NOT PLAY						
1/14	Miami									DID NOT PLAY						
1/17	at Georgia Tech									DID NOT PLAY						
1/21	at North Carolina									DID NOT PLAY						
1/24	Notre Dame									DID NOT PLAY						
1/28	at Wake Forest									DID NOT PLAY						
2/1	Florida State		1	0-0	.000	0-0	.000	0-0	.000	0-0-0	0	0	0	0	0	0
2/4	Georgia Tech									DID NOT PLAY						

KEATTS' SINGLE-GAME BESTS

POINTS

Season
ACC.....

REBOUNDS

Season1, vs. Coppin State (12/6/22)
ACC.....

FG MADE

Season
ACC.....

FG ATTEMPTED

Season1 (2x), last vs. Furman (12/13/22)
ACC.....

3FG MADE

Season
ACC.....

3FG ATTEMPTED

Season1, vs. Austin Peay (11/7/22)
ACC.....

FT MADE

Season
ACC.....

FT ATTEMPTED

Season
ACC.....

ASSISTS

Season
ACC.....

STEALS

Season
ACC.....

BLOCKS

Season
ACC.....

MINUTES

Season4, vs. Austin Peay (11/7/22)
ACC.....1 (2x), last vs. Florida State (2/1/23)

MISCELLANEOUS CAREER STATS

Games with 10+ points.....
Games with 20+ points
Games with 10+ rebounds.....
Games with 3+ assists.....
Games with 2+ steals
Games with 2+ blocks.....
Double-Doubles.....
Games led NCSU in points.....
Games led NCSU in rebounds.....
Games led NCSU in assists.....
Games led NCSU in steals.....
Games led NCSU in blocks.....

KEATTS' CAREER STATS

Year	GP-GS	Min	Avg	FG-FGA	Pct	3FG-FGA	Pct	FT-FTA	Pct	Off-Def	Tot-Avg	PF-FO	A	TO	Blk	Stl	Pts	Avg
2022-23	7-0	12	1.7	0-2	.000	0-1	.000	0-0	.000	0-1	1-0.1	2-0	0	3	0	0	0	0.0



14 CASEY MORSELL

GUARD • SENIOR • 6-3 • 200 LBS.
FT. WASHINGTON, MD.
ST. JOHN'S COLLEGE (VIRGINIA)

SEASON STATS

PPG	RPG	APG	FG%	3FG%	FT%
12.6	4.6	1.0	48.6	43.9	81.1

NOTING MORSELL

- Through games of Saturday, Feb. 4 - second in the ACC in three-point field goal percentage (43.9) and eighth three-point field goals per game (2.42)
- In 53 career games at UVA, only had three games with multiple three-pointers made. Has now played in 54 games in an NC State uniform and has made multiple three-pointers in 28 of 54 games with the Pack
- Scored 17 points in win over Georgia Tech on 2/4, his most points scored against an ACC opponent in his career
- Grabbed a career-high 10 rebounds in win over 16th-ranked Duke on 1/4
- Scored career-high 26 points on 10-of-13 shooting and also hit a career-high 6 three-pointers in the win over FIU on 11/15
- Tied career-best with 6 three-pointers made, scoring 23 points in win over William & Mary on 11/29
- Opened season with 10 points and a career-high tying 3 assists and 3 steals in win over Austin Peay on 11/7
- Last season was first at NC State, after playing first two collegiate seasons at Virginia ... started 20 of 30 games and averaged 7.2 points per contest
- Scored a then career-high 22 points on 6-of-9 shooting in win over Colgate.
- Named the 2019 Gatorade Player of the Year and USA Today Player of the Year for Washington, D.C.

2022-23 GAME-BY-GAME STATS

Date	Opponent	ST	MIN	FG-FGA	Pct.	3FG-FGA	Pct.	FT-FTA	Pct.	O-D-T	PF	A	TO	BLK	STL	PTS
11/7	Austin Peay	*	25	4-9	.444	2-5	.400	0-0	.000	1-2-3	1	3	0	0	3	10
11/11	Campbell	*	31	2-6	.333	0-3	.000	4-6	.667	1-4-5	3	0	1	1	0	8
11/15	FIU	*	27	10-13	.769	6-7	.857	0-0	.000	2-2-4	2	0	1	0	3	26
11/19	Elon	*	37	6-11	.545	3-6	.500	0-0	.000	1-6-7	2	1	0	0	1	15
11/23	vs. Kansas	*	37	6-10	.600	5-8	.625	4-4	1.000	3-5-8	2	2	0	1	2	21
11/24	vs. Dayton	*	38	3-10	.300	2-6	.333	0-0	.000	3-3-6	2	3	1	0	2	10
11/25	vs. Butler	*	35	2-5	.400	1-3	.333	3-3	1.000	2-1-3	3	1	0	1	1	8
11/29	William & Mary	*	26	8-12	.667	6-9	.667	1-1	1.000	1-2-3	1	0	1	0	1	23
12/2	Pitt	*	39	4-8	.500	1-3	.333	0-0	.000	1-1-2	2	1	1	0	1	9
12/6	Coppin State	*	33	3-9	.333	1-4	.250	0-0	.000	2-3-5	3	2	0	1	2	7
12/10	at Miami	*	34	2-6	.333	1-4	.250	2-2	1.000	0-2-2	0	0	1	1	0	7
12/13	Furman	*	31	5-11	.455	4-9	.444	3-3	1.000	0-3-3	2	0	1	1	1	17
12/17	vs. Vanderbilt	*	36	6-10	.600	2-6	.333	1-2	.500	0-3-3	0	1	1	0	0	15
12/22	Louisville	*	30	5-9	.556	5-7	.714	0-0	.000	2-4-6	5	0	0	1	1	15
12/30	at Clemson	*	37	5-13	.385	3-8	.375	0-0	.000	2-5-7	4	0	1	1	1	13
1/4	Duke	*	35	4-10	.400	0-4	.000	0-0	.000	4-6-10	2	0	0	1	1	8
1/7	at Virginia Tech	*	36	5-8	.625	2-3	.667	3-3	1.000	1-2-3	4	2	3	1	1	15
1/14	Miami	*	36	3-8	.375	1-5	.200	1-2	.500	0-1-1	0	2	0	0	2	8
1/17	at Georgia Tech	*	37	3-8	.375	2-6	.333	4-4	1.000	4-5-9	2	1	0	3	1	12
1/21	at North Carolina	*	37	4-8	.500	3-5	.600	1-1	1.000	0-3-3	5	0	1	0	0	12
1/24	Notre Dame	*	38	4-10	.400	2-6	.333	1-2	.500	1-2-3	2	1	0	0	0	11
1/28	at Wake Forest	*	40	3-9	.333	1-6	.167	0-0	.000	0-2-2	4	0	0	2	0	7
2/1	Florida State	*	33	4-8	.500	1-2	.500	1-1	1.000	2-5-7	3	2	1	1	2	10
2/4	Georgia Tech	*	33	6-9	.667	4-7	.571	1-3	.333	1-4-5	3	1	1	1	3	17

MORSELL'S SINGLE-GAME BESTS

POINTS

Season 26, vs. FIU (11/15/22)
Career 26, vs. FIU (11/15/22)
ACC 17, vs. Georgia Tech (2/4/23)

REBOUNDS

Season 10, vs. Duke (1/4/23)
Career 10, vs. Duke (1/4/23)
ACC 10, vs. Duke (1/4/23)

FG MADE

Season 10, vs. FIU (11/15/22)
Career 10, vs. FIU (11/15/22)
ACC 6 (2x), last vs. Georgia Tech (2/4/23)

FG ATTEMPTED

Season 13 (2x), last at Clemson (12/30/22)
Career 14, vs. Notre Dame (2/5/22)
ACC 14, vs. Notre Dame (2/5/22)

3FG MADE

Season 6 (2x), last vs. William & Mary (11/29/22)
Career 6 (2x), last vs. William & Mary (11/29/22)
ACC 5, vs. Louisville (12/22/22)

3FG ATTEMPTED

Season 9 (2x), last vs. Furman (12/13/22)
Career 9 (2x), last vs. Furman (12/13/22)
ACC 8 (2x), last at Clemson (12/30/22)

FT MADE

Season 4 (3x), last at Georgia Tech (1/17/23)
Career 8, vs. Colgate (11/13/21)
ACC 4, at Georgia Tech (1/17/23)

FT ATTEMPTED

Season 6, vs. Campbell (11/11/22)
Career 10, vs. Colgate (11/13/21)
ACC 4 (3x), last at Georgia Tech (1/17/23)

ASSISTS

Season 3 (2x), last vs. Dayton (11/24/22)
Career 3 (4x), last vs. Dayton (11/24/22)
ACC 2 (8x), last vs. Florida State (2/1/23)

STEALS

Season 3 (3x), last vs. Georgia Tech (2/4/23)
Career 3 (6x), last vs. Georgia Tech (2/4/23)
ACC 3 (4x), last vs. Georgia Tech (2/4/23)

BLOCKS

Season 3, at Georgia Tech (1/17/23)
Career 3, at Georgia Tech (1/17/23)
ACC 3, at Georgia Tech (1/17/23)

MINUTES

Season 40, at Wake Forest (1/28/23)
Career 40, at Wake Forest (1/28/23)
ACC 40, at Wake Forest (1/28/23)

MISCELLANEOUS CAREER STATS

Games with 10+ points.....	27
Games with 20+ points.....	4
Games with 10+ rebounds.....	1
Games with 3+ assists.....	4
Games with 2+ steals.....	22
Games with 2+ blocks.....	2
Double-Doubles.....	0
Games led NCSU in points.....	4
Games led NCSU in rebounds.....	5
Games led NCSU in assists.....	0
Games led NCSU in steals.....	13
Games led NCSU in blocks.....	6

MORSELL'S CAREER STATS

Year	GP-GS	Min	Avg	FG-FGA	Pct	3FG-FGA	Pct	FT-FTA	Pct	Off-Def	Tot-Avg	PF-FO	A	TO	Blk	Stl	Pts	Avg
2019-20 (at Virginia)	30-13	654	21.8	46-166	.277	15-85	.176	12-14	.857	8-43	51-1.7	49-0	22	26	5	18	119	4.0
2020-21 (at Virginia)	23-3	345	15.0	42-106	.396	10-38	.263	7-11	.636	6-25	31-1.3	24-0	14	13	6	8	101	4.4
2021-22 (at NC State)	30-20	729	23.8	72-204	.353	35-100	.350	37-56	.661	32-75	107-3.6	54-1	23	19	2	32	216	7.2
2022-23 (at NC State)	24-24	821	34.2	107-220	.486	58-132	.439	30-37	.811	34-76	110-4.6	57-2	23	15	17	29	302	12.6
TOTALS	107-60	2549	23.8	267-696	.384	118-355	.332	86-118	.729	80-219	299-2.8	184-3	82	73	30	87	738	6.9



20 ALEX NUNNALLY

GUARD • SOPHOMORE • 6-2 • 180 LBS.
CARY, N.C.
CARY ACADEMY

SEASON STATS



NOTING NUNNALLY

- Made program-debut on 11/9/21 against Bucknell
- Originally signed with Division III Juniata College out of high school
- Enrolled in NC State for Fall 2021 semester
- Four-year varsity player for head coach Lason Perkins at Cary Academy
- As a senior was team captain and averaged 15.1 points, 5.0 rebounds and 2.3 assists per game
- Hit 81 three-pointers to overtake Trey Murphy III (2021 NBA First Round Draft Selection) for most single-season three-pointers in program history

2022-23 GAME-BY-GAME STATS

Date	Opponent	ST	MIN	FG-FGA	Pct.	3FG-FGA	Pct.	FT-FTA	Pct.	O-D-T	PF	A	TO	BLK	STL	PTS
11/7	Austin Peay		3	0-0	.000	0-0	.000	0-0	.000	0-1-1	2	0	0	0	0	0
11/11	Campbell									DID NOT PLAY						
11/15	FIU		3	0-1	.000	0-1	.000	0-0	.000	0-0-0	0	0	0	0	0	0
11/19	Elon									DID NOT PLAY						
11/23	vs. Kansas									DID NOT PLAY						
11/24	vs. Dayton		1	0-0	.000	0-0	.000	0-0	.000	0-0-0	0	0	0	0	0	0
11/25	vs. Butler									DID NOT PLAY						
11/29	William & Mary		3	0-0	.000	0-0	.000	0-0	.000	0-0-0	0	0	0	0	0	0
12/2	Pitt									DID NOT PLAY						
12/6	Coppin State		1	0-0	.000	0-0	.000	0-0	.000	0-0-0	0	0	0	0	0	0
12/10	at Miami									DID NOT PLAY						
12/13	Furman		1	0-0	.000	0-0	.000	0-0	.000	0-0-0	0	0	0	0	0	0
12/17	vs. Vanderbilt									DID NOT PLAY						
12/22	Louisville									DID NOT PLAY						
12/30	at Clemson									DID NOT PLAY						
1/4	Duke		1	0-0	.000	0-0	.000	0-0	.000	0-0-0	0	0	0	0	0	0
1/7	at Virginia Tech									DID NOT PLAY						
1/14	Miami									DID NOT PLAY						
1/17	at Georgia Tech									DID NOT PLAY						
1/21	at North Carolina									DID NOT PLAY						
1/24	Notre Dame									DID NOT PLAY						
1/28	at Wake Forest									DID NOT PLAY						
2/1	Florida State		1	0-0	.000	0-0	.000	0-0	.000	0-0-0	0	0	0	0	0	0
2/4	Georgia Tech									DID NOT PLAY						

NUNNALLY'S SINGLE-GAME BESTS

POINTS

Season
Career
ACC.....

REBOUNDS

Season 1 (2x), last vs. Florida State (2/1/23)
Career 1 (2x), last vs. Florida State (2/1/23)
ACC..... 1, vs. Florida State (2/1/23)

FG MADE

Season
Career
ACC.....

FG ATTEMPTED

Season 1, vs. FIU (11/15/22)
Career
ACC.....

3FG MADE

Season
Career
ACC.....

3FG ATTEMPTED

Season 1, vs. FIU (11/15/22)
Career
ACC.....

FT MADE

Season
Career
ACC.....

FT ATTEMPTED

Season
Career
ACC.....

ASSISTS

Season
Career
ACC.....

STEALS

Season
Career
ACC.....

BLOCKS

Season
Career
ACC.....

MINUTES

Season 3 (3x), last vs. William & Mary (11/29/22)
Career 3 (3x), last vs. William & Mary (11/29/22)
ACC..... 1 (4x), last vs. Florida State (2/1/23)

MISCELLANEOUS CAREER STATS

Games with 10+ points.....	0
Games with 20+ points.....	0
Games with 10+ rebounds.....	0
Games with 3+ assists.....	0
Games with 2+ steals.....	0
Games with 2+ blocks.....	0
Double-Doubles.....	0
Games led NCSU in points.....	0
Games led NCSU in rebounds.....	0
Games led NCSU in assists.....	0
Games led NCSU in steals.....	0
Games led NCSU in blocks.....	0

NUNNALLY'S CAREER STATS

Year	GP-GS	Min	Avg	FG-FGA	Pct	3FG-FGA	Pct	FT-FTA	Pct	Off-Def	Tot-Avg	PF-FO	A	TO	Blk	Stl	Pts	Avg
2021-22	6-0	5	0.9	0-0	.000	0-0	.000	0-0	.000	0-0	0-0.0	0-0	0	0	0	0	0	0.0
2022-23	8-0	14	1.8	0-1	.000	0-1	.000	0-0	.000	0-2	2-0.3	2-0	0	0	0	0	0	0.0
TOTALS	14-0	19	1.4	0-1	.000	0-1	.000	0-0	.000	0-2	2-0.1	2-0	0	0	0	0	0	0.0



21 EBENEZER DOWUONA

FORWARD • JUNIOR • 6-11 • 225 LBS.
ACCRA, GHANA
THE HERITAGE SCHOOL

SEASON STATS



NOTING DOWUONA

- Made first start of season on 1/4, playing 24 minutes and scoring 4 points and grabbing 4 rebounds in win over 16th-ranked Duke on 1/4
- Played 22 minutes and scored season-high 9 points at Clemson on 12/30
- Appeared in 31 games and made 27 starts last season ... Averaged 4.1 points, 4.1 rebounds and 1.7 blocks per game ... Shot 55.9 percent from the field
- Led team with 54 blocked shots and second on the team with 63 offensive rebounds ... Ranked fourth in the ACC in blocks per game (1.74) and 14th in the league in offensive rebounding per game (2.0)
- Posted eight blocks in four overtime win over Nebraska on 12/1 which tied for the most by an ACC player in the 21-22 season and are the fourth-most in a single game in program history
- Appeared in nine games as a true freshman last season. Averaged 0.6 points and 0.9 rebounds per game
- Ranked as a four-star recruit and the No. 20 center in the 2020 class by ESPN
- Played on varsity team at The Heritage School in Newnan, Ga., since eighth grade
- Older brother, Emmanuel spent three seasons at Purdue and is now a redshirt senior at Tennessee State.

2022-23 GAME-BY-GAME STATS

Date	Opponent	ST	MIN	FG-FGA	Pct.	3FG-FGA	Pct.	FT-FTA	Pct.	O-D-T	PF	A	TO	BLK	STL	PTS
11/7	Austin Peay	4	0-0	.000	0-0	.000	0-0	.000	0-1-1	0	0	0	1	0	0	0
11/11	Campbell	3	1-1	1.000	0-0	.000	0-0	.000	0-1-1	1	0	0	0	0	0	2
11/15	FIU	3	0-3	.000	0-0	.000	0-0	.000	2-0-2	0	0	0	0	0	0	0
11/19	Elon	DID NOT PLAY														
11/23	vs. Kansas	DID NOT PLAY														
11/24	vs. Dayton	1	0-0	.000	0-0	.000	0-0	.000	0-0-0	0	0	0	0	0	0	0
11/25	vs. Butler	DID NOT PLAY														
11/29	William & Mary	4	0-0	.000	0-0	.000	0-0	.000	0-1-1	1	0	1	0	0	0	0
12/2	Pitt	1	0-0	.000	0-0	.000	0-0	.000	0-0-0	1	0	0	0	0	0	0
12/6	Coppin State	2	0-0	.000	0-0	.000	1-2	.500	0-0-0	0	0	0	0	0	0	1
12/10	at Miami	7	0-0	.000	0-0	.000	0-0	.000	0-0-0	2	1	0	0	1	0	0
12/13	Furman	8	0-1	.000	0-0	.000	1-4	.250	2-3-5	3	0	0	0	0	0	1
12/17	vs. Vanderbilt	7	0-1	.000	0-0	.000	0-0	.000	1-0-1	3	0	0	2	0	0	0
12/22	Louisville	6	1-3	.333	0-0	.000	0-0	.000	1-1-2	1	0	0	1	1	2	2
12/30	at Clemson	22	4-6	.667	0-0	.000	1-1	1.000	1-1-2	4	0	1	0	0	9	9
1/4	Duke	*	24	2-5	.400	0-0	.000	0-2	.000	0-4-4	2	0	0	1	0	4
1/7	at Virginia Tech	*	24	1-1	1.000	0-0	.000	0-0	.000	1-3-4	1	0	0	1	0	2
1/14	Miami	*	10	1-2	.500	0-0	.000	0-0	.000	1-0-1	3	0	0	0	0	2
1/17	at Georgia Tech	DID NOT PLAY														
1/21	at North Carolina	16	1-2	.500	0-0	.000	0-0	.000	0-1-1	3	0	0	1	1	2	2
1/24	Notre Dame	15	3-4	.750	0-0	.000	1-1	1.000	1-0-1	3	0	0	3	1	7	7
1/28	at Wake Forest	8	0-0	.000	0-0	.000	0-0	.000	0-0-0	0	0	0	3	0	0	0
2/1	Florida State	18	1-1	1.000	0-0	.000	2-4	.500	2-2-4	2	0	0	0	0	4	4
2/4	Georgia Tech	4	0-0	.000	0-0	.000	0-0	.000	0-0-0	1	0	0	1	0	0	0

DOWUONA'S SINGLE-GAME BESTS

POINTS

Season 9, at Clemson (12/30/22)
Career 10 (2x), last at Duke (1/15/22)
ACC 10, at Duke (1/15/22)

REBOUNDS

Season 5, vs. Furman (12/13/22)
Career 9 (2x), last at Duke (1/15/22)
ACC 9 at Duke (1/15/22)

FG MADE

Season 4, at Clemson (12/30/22)
Career 5 (2x), last at Duke (1/15/22)
ACC 5, at Duke (1/15/22)

FG ATTEMPTED

Season 6, at Clemson (12/30/22)
Career 11, at Duke (1/15/22)
ACC 11, at Duke (1/15/22)

3FG MADE

Season
Career
ACC

3FG ATTEMPTED

Season
Career
ACC

FT MADE

Season 2, vs. Florida State (2/1/23)
Career 4 (2x), last at Miami (12/29/21)
ACC 4, at Miami (12/29/21)

FT ATTEMPTED

Season 4 (2x), last vs. Florida State (2/1/23)
Career 6, vs. Colgate (11/13/21)
ACC 4 (3x), last vs. Florida State (2/1/23)

ASSISTS

Season 1, at Miami (12/10/22)
Career 2, vs. Boston College (2/23/22)
ACC 2, vs. Boston College (2/23/22)

STEALS

Season 1 (4x), last vs. Notre Dame (1/24/23)
Career 3, vs. Oklahoma State (11/17/21)
ACC 1 (7x), last vs. Notre Dame (1/24/23)

BLOCKS

Season 3 (2x), last at Wake Forest (1/28/23)
Career 8, vs. Nebraska (12/1/21)
ACC 5, vs. Boston College (2/23/22)

MINUTES

Season 24 (2x), last at Virginia Tech (1/7/23)
Career 46, vs. Nebraska (12/1/21)
ACC 33 (2x), last vs. Boston College (2/23/22)

MISCELLANEOUS CAREER STATS

Games with 10+ points.....	2
Games with 20+ points.....	0
Games with 10+ rebounds.....	0
Games with 3+ assists.....	0
Games with 2+ steals.....	2
Games with 2+ blocks.....	16
Double-Doubles.....	0
Games led NCSU in points.....	0
Games led NCSU in rebounds.....	1
Games led NCSU in assists.....	1
Games led NCSU in steals.....	6
Games led NCSU in blocks.....	23

DOWUONA'S CAREER STATS

Year	GP-GS	Min	Avg	FG-FGA	Pct	3FG-FGA	Pct	FT-FTA	Pct	Off-Def	Tot-Avg	PF-FO	A	TO	Blk	Stl	Pts	Avg
2020-21	9-0	48	5.3	2-8	.250	0-0	.000	1-2	.500	2-6	8-0.9	8-0	0	1	2	0	5	0.6
2021-22	31-27	759	24.5	52-93	.559	0-0	.000	24-36	.667	63-63	126-4.1	98-7	6	15	54	12	128	4.1
2022-23	20-3	187	9.4	15-30	.500	0-0	.000	6-14	.429	12-18	30-1.5	31-0	1	2	14	4	36	1.8
TOTALS	60-30	994	16.6	69-131	.527	0-0	.000	31-52	.596	77-87	164-2.7	137-7	7	18	70	16	169	2.8



22 JORDAN SNELL

GUARD • FRESHMAN • 6-2 • 165 LBS.
CARY, N.C.
PANTHER CREEK

SEASON STATS



NOTING SNELL

- Made collegiate debut on 11/7 against Austin Peay and made three-pointer
- Attended Panther Creek High School in Cary for final two years of high school
- Averaged 12 points, four assists and two rebounds per game as a senior at Panther Creek ... Helped lead the Catamounts to a 23-8 record and to the school's first ever NCHSAA 4A State Championship game appearance ... Named First-Team All-Conference
- Son of Steve Snell, the director of operations for men's basketball at NC State, and Ann Snell ... Mother was a 2019 inductee into the Rio Grande Hall of Fame for her basketball career ... Cousins with NBA players Stephen and Seth Curry
- Born in New Orleans, La., but grew up all over the country, including Denver, Colo., San Jose, Calif., and Pickerington, Ohio.

2022-23 GAME-BY-GAME STATS

Date	Opponent	ST	MIN	FG-FGA	Pct.	3FG-FGA	Pct.	FT-FTA	Pct.	O-D-T	PF	A	TO	BLK	STL	PTS
11/7	Austin Peay		3	1-1	1.000	1-1	1.000	0-0	.000	0-0-0	0	0	0	0	0	3
11/11	Campbell									DID NOT PLAY						
11/15	FIU		3	0-0	.000	0-0	.000	0-0	.000	0-0-0	0	0	0	0	0	0
11/19	Elon									DID NOT PLAY						
11/23	vs. Kansas									DID NOT PLAY						
11/24	vs. Dayton		1	0-0	.000	0-0	.000	0-0	.000	0-0-0	0	0	0	0	0	0
11/25	vs. Butler									DID NOT PLAY						
11/29	William & Mary		3	0-0	.000	0-0	.000	1-2	.500	0-0-0	0	0	0	0	0	1
12/2	Pitt									DID NOT PLAY						
12/6	Coppin State		1	0-0	.000	0-0	.000	0-0	.000	0-0-0	0	0	1	1	0	0
12/10	at Miami									DID NOT PLAY						
12/13	Furman		1	0-0	.000	0-0	.000	0-0	.000	1-0-1	0	0	0	0	0	0
12/17	vs. Vanderbilt									DID NOT PLAY						
12/22	Louisville									DID NOT PLAY						
12/30	at Clemson									DID NOT PLAY						
1/4	Duke		1	0-1	.000	0-0	.000	0-0	.000	0-0-0	0	0	0	0	0	0
1/7	at Virginia Tech									DID NOT PLAY						
1/14	Miami									DID NOT PLAY						
1/17	at Georgia Tech									DID NOT PLAY						
1/21	at North Carolina									DID NOT PLAY						
1/24	Notre Dame									DID NOT PLAY						
1/28	at Wake Forest									DID NOT PLAY						
2/1	Florida State		1	0-1	.000	0-0	.000	0-0	.000	0-0-0	0	0	0	0	0	0
2/4	Georgia Tech									DID NOT PLAY						

SNELL'S SINGLE-GAME BESTS

POINTS	
Season	3, vs. Austin Peay (11/7/22)
ACC	
REBOUNDS	
Season	1, vs. Furman (12/13/22)
ACC	
FG MADE	
Season	1, vs. Austin Peay (11/7/22)
ACC	
FG ATTEMPTED	
Season	1 (3x), last vs. Florida State (2/1/23)
ACC	1 (2x), vs. Florida State (2/1/23)
3FG MADE	
Season	1, vs. Austin Peay (11/7/22)
ACC	
3FG ATTEMPTED	
Season	1, vs. Austin Peay (11/7/22)
ACC	
FT MADE	
Season	1, vs. William & Mary (11/29/22)
ACC	
FT ATTEMPTED	
Season	2, vs. William & Mary (11/29/22)
ACC	
ASSISTS	
Season	
ACC	
STEALS	
Season	
ACC	
BLOCKS	
Season	1, vs. Coppin State (12/6/22)
ACC	
MINUTES	
Season	3 (3x), last vs. William & Mary (11/29/22)
ACC	1 (2x), last vs. Florida State (2/1/23)

MISCELLANEOUS CAREER STATS

Games with 10+ points.....	
Games with 20+ points.....	
Games with 10+ rebounds.....	
Games with 3+ assists.....	
Games with 2+ steals.....	
Games with 2+ blocks.....	
Double-Doubles.....	
Games led NCSU in points.....	
Games led NCSU in rebounds.....	
Games led NCSU in assists.....	
Games led NCSU in steals.....	
Games led NCSU in blocks.....	

SNELL'S CAREER STATS

Year	GP-GS	Min	Avg	FG-FGA	Pct	3FG-FGA	Pct	FT-FTA	Pct	Off-Def	Tot-Avg	PF-FO	A	TO	Blk	Stl	Pts	Avg
2022-23	8-0	14	1.8	1-3	.333	1-1	1.000	1-2	.500	1-0	1-0.1	0-0	0	1	1	0	4	0.5



23 GREG GANTT

FORWARD • REDSHIRT JUNIOR • 6-8 • 215 LBS.
FAYETTEVILLE, N.C.
TRINITY CHRISTIAN SCHOOL (PROVIDENCE)

SEASON STATS

PPG	RPG	APG	FG%	3FG%	FT%
2.1	4.9	0.4	36.4	28.6	60.0

NOTING GANTT

- Made first start of NC State career in win over 16th-ranked Duke on 1/4 ... was first start since 3/10/21 when he was at Providence
- Played 30 minutes, scoring four points, grabbing 5 rebounds and tied career-highs with 3 steals and 2 blocks
- In seven starts is averaging 2.0 points, 6.0 rebounds (1.9 offensive rebounds) and 0.9 steals per game.
- Grabbed career-high 10 rebounds in win at Wake Forest on 1/28
- Tied then career-high with 9 rebounds in win at Virginia Tech on 1/4
- Scored first points in an NC State uniform on jumper vs. William & Mary on 11/29
- Made NC State debut on 11/15 vs. FIU, grabbed 3 rebounds and had an assist in 12 minutes of action
- Was on roster last season, but was injured and did not play in any games for NC State
- Transfer from Providence after playing freshman and sophomore seasons there
- Appeared in 26 games, making seven starts at Providence last season. Averaged 4.0 points, 3.1 rebounds and 1.7 assists per game.
- Made 5 starts and played in 27 games as a true freshman at Providence. Averaged 2.6 points and 2.3 assists per game.

2022-23 GAME-BY-GAME STATS

Date	Opponent	ST	MIN	FG-FGA	Pct.	3FG-FGA	Pct.	FT-FTA	Pct.	O-D-T	PF	A	TO	BLK	STL	PTS
11/7	Austin Peay									DID NOT PLAY						
11/11	Campbell									DID NOT PLAY						
11/15	FIU		12	0-0	.000	0-0	.000	0-0	.000	0-3-3	0	1	1	0	0	0
11/19	Elon									DID NOT PLAY						
11/23	vs. Kansas									DID NOT PLAY						
11/24	vs. Dayton									DID NOT PLAY						
11/25	vs. Butler									DID NOT PLAY						
11/29	William & Mary		9	1-4	.250	0-1	.000	0-0	.000	1-2-3	1	0	0	0	0	2
12/2	Pitt		14	1-1	1.000	1-1	1.000	0-0	.000	2-2-4	3	1	2	0	1	5
12/6	Coppin State									DID NOT PLAY						
12/10	at Miami		14	0-0	.000	0-0	.000	0-0	.000	0-4-4	3	0	2	1	0	0
12/13	Furman		12	0-2	.000	0-0	.000	0-0	.000	1-1-2	1	1	0	0	1	0
12/17	vs. Vanderbilt									DID NOT PLAY						
12/22	Louisville									DID NOT PLAY						
12/30	at Clemson									DID NOT PLAY						
1/4	Duke	*	30	2-4	.500	0-2	.000	0-0	.000	2-3-5	2	1	0	2	3	4
1/7	at Virginia Tech	*	37	0-2	.000	0-2	.000	1-2	.500	4-5-9	4	1	1	1	2	1
1/14	Miami	*	24	3-5	.600	0-0	.000	1-1	1.000	1-5-6	2	0	0	1	1	7
1/17	at Georgia Tech	*	20	1-1	1.000	0-0	.000	0-0	.000	2-3-5	5	0	1	1	1	2
1/21	at North Carolina	*	21	0-1	.000	0-0	.000	0-0	.000	0-5-5	3	0	1	0	1	0
1/24	Notre Dame	*	10	0-1	.000	0-0	.000	0-0	.000	1-1-2	2	0	0	0	0	0
1/28	at Wake Forest	*	26	0-2	.000	0-0	.000	0-0	.000	3-7-10	3	1	1	1	0	0
2/1	Florida State	*	27	2-5	.400	1-1	1.000	0-0	.000	3-3-6	1	0	1	0	3	5
2/4	Georgia Tech	*	15	2-5	.400	0-0	.000	1-2	.500	2-2-4	2	0	0	1	1	5

GANTT'S SINGLE-GAME BESTS

POINTS

Season 7, vs. Miami (1/14/23)
Career 9 (3x), last vs. Creighton (1/2/21)
Conference 9, vs. Creighton (1/2/21)

REBOUNDS

Season 10, at Wake Forest (1/28/23)
Career 10, at Wake Forest (1/28/23)
Conference 10, at Wake Forest (1/28/23)

FG MADE

Season 3, vs. Miami (1/14/23)
Career 4 (2x), last vs. Fairleigh Dickinson (12/5/20)
Conference 3 (4x), last vs. Miami (1/14/23)

FG ATTEMPTED

Season 5 (3x), last vs. Georgia Tech (2/4/23)
Career 8, vs. DePaul (12/27/20)
Conference 8, vs. DePaul (12/27/20)

3FG MADE

Season 1 (2x), last vs. Florida State (2/1/23)
Career 2, vs. Creighton (1/2/21)
Conference 2, vs. Creighton (1/2/21)

3FG ATTEMPTED

Season 2 (2x), last at Virginia Tech (1/7/23)
Career 4, at Creighton (1/18/20)
Conference 4, at Creighton (1/18/20)

FT MADE

Season 1 (3x), last vs. Georgia Tech (2/4/23)
Career 5, at Seton Hall (1/22/20)
Conference 5, at Seton Hall (1/22/20)

FT ATTEMPTED

Season 2 (2x), last vs. Georgia Tech (2/4/23)
Career 6, at Seton Hall (1/22/20)
Conference 6, at Seton Hall (1/22/20)

ASSISTS

Season 1 (5x), at Wake Forest (1/28/23)
Career 5 (2x), last at Xavier (1/10/21)
Conference 5, at Xavier (1/10/21)

STEALS

Season 3 (2x), last vs. Florida State (2/1/23)
Career 3 (5x), last vs. Florida State (2/1/23)
Conference 3 (3x), last vs. Florida State (2/1/23)

BLOCKS

Season 2, vs. Duke (1/4/23)
Career 2 (3x), last vs. Duke (1/4/23)
Conference 2 (3x), last vs. Duke (1/4/23)

MINUTES

Season 37, at Virginia Tech (1/7/23)
Career 37, at Virginia Tech (1/7/23)
Conference 37, at Virginia Tech (1/7/23)

MISCELLANEOUS CAREER STATS

Games with 10+ points.....	0
Games with 20+ points.....	0
Games with 10+ rebounds.....	1
Games with 3+ assists.....	6
Games with 2+ steals.....	11
Games with 2+ blocks.....	3
Double-Doubles.....	0
Games led NCSU in points.....	0
Games led NCSU in rebounds.....	2
Games led NCSU in assists.....	0
Games led NCSU in steals.....	3
Games led NCSU in blocks.....	1

GANTT'S CAREER STATS

Year	GP-GS	Min	Avg	FG-FGA	Pct	3FG-FGA	Pct	FT-FTA	Pct	Off-Def	Tot-Avg	PF-F0	A	TO	Blk	Stl	Pts	Avg
2019-20 (at Providence)	27-5	335	12.4	25-58	.431	6-20	.300	13-19	.684	26-36	62-2.3	46-0	9	20	7	19	69	2.6
2020-21 (at Providence)	26-7	557	21.4	39-94	.315	8-35	.229	18-26	.692	21-60	81-3.1	57-2	43	26	8	16	104	4.0
2021-22 (at NC State)																		
2022-23 (at NC State)	14-9	271	19.4	12-33	.364	2-7	.286	3-5	.600	22-446	68-4.9	31-1	5	9	8	14	29	2.1
Totals	67-21	1169	17.4	76-185	.411	16-62	.258	34-50	.680	69-142	211-3.1	134-3	57	55	23	49	202	3.0



24

ERNEST
ROSS

FORWARD • SOPHOMORE • 6-9 • 195 LBS.
ALACHUA, FLA.
SANTA FE

SEASON STATS

PPG

4.1

RPG

2.6

BPG

0.8

FG%

51.4

3FG%

25.0

FT%

61.1

NOTING ROSS

- Posted career-highs in points (17) and rebounds (9) in win over #16 Miami on 1/14
- Scored 16 points, grabbed 7 rebounds and had team-high two blocks in win over Georgia Tech on 2/4
- Scored a then career-high 8 points on 3-3 FG, 2-2 FT in win over Coppin State on 12/6
- Blocked a career-best 3 shots in win over FIU on 11/15
- Scored a then career-high 6 points and added 1 block and 1 steal in season-opener vs. Austin Peay on 11/7
- Appeared in 14 games last season ... Had season cut short with a fractured right ankle in the middle of January ... Averaged 1.6 points and 1.6 rebounds per game
- Had played double-digit minutes in four of the last 6 games prior to season-ending injury
- Played season-high 18 minutes and scored four points, grabbed five rebounds and had season-high two blocks in win at Louisville on 1/12.
- Consensus four-star recruit in Class of 2021
- Ranked as the No. 58 overall recruit in the nation by 247Sports No. 68 by ESPN and No. 87 by Rivals
- Averaged 17.9 points, 10.3 rebounds and 2.7 blocks per game as a senior
- Led Santa Fe high school to a 20-6 record and state runner-up finish in Florida High School Athletic Association Class 4A

2022-23 GAME-BY-GAME STATS

Date	Opponent	ST	MIN	FG-FGA	Pct.	3FG-FGA	Pct.	FT-FTA	Pct.	O-D-T	PF	A	TO	BLK	STL	PTS
11/7	Austin Peay		12	3-5	.600	0-1	.000	0-0	.000	0-1-1	4	0	2	1	1	6
11/11	Campbell		8	1-1	1.000	0-0	.000	0-2	.000	0-2-2	2	0	1	0	0	2
11/15	FIU		18	2-3	.667	0-1	.000	0-1	.000	0-4-4	2	0	0	3	0	4
11/19	Elon		2	0-2	.000	0-1	.000	2-2	1.000	0-0-0	0	0	0	0	0	2
11/23	vs. Kansas		7	0-1	.000	0-1	.000	0-0	.000	0-0-0	1	0	0	0	0	0
11/24	vs. Dayton		5	0-0	.000	0-0	.000	1-2	.500	1-0-1	1	1	0	0	0	1
11/25	vs. Butler		14	1-2	.500	0-1	.000	0-0	.000	1-2-3	0	0	1	2	1	2
11/29	William & Mary		11	0-2	.000	0-1	.000	2-3	.667	1-0-1	1	0	2	2	1	2
12/2	Pitt		4	1-2	.500	0-0	.000	1-1	1.000	0-0-0	1	0	0	0	0	3
12/6	Coppin State		11	3-3	1.000	0-0	.000	2-2	1.000	0-1-1	2	0	0	2	1	8
12/10	at Miami		17	1-5	.200	0-1	.000	0-2	.000	1-4-5	3	1	2	0	0	2
12/13	Furman		12	0-1	.000	0-0	.000	0-0	.000	1-2-3	1	0	1	2	1	0
12/17	vs. Vanderbilt		12	1-3	.333	0-1	.000	0-0	.000	1-2-3	4	0	1	0	0	2
12/22	Louisville		4	0-2	.000	0-2	.000	0-0	.000	0-1-1	0	0	0	0	0	0
12/30	at Clemson		7	1-1	1.000	1-1	1.000	0-0	.000	0-1-1	2	0	0	0	1	3
1/4	Duke		5	0-0	.000	0-0	.000	0-0	.000	0-2-2	5	0	0	0	0	0
1/7	at Virginia Tech		3	0-1	.000	0-1	.000	0-0	.000	0-0-0	0	0	0	0	0	0
1/14	Miami		22	8-10	.800	0-0	.000	1-5	.200	6-3-9	1	0	0	0	1	17
1/17	at Georgia Tech		16	3-3	1.000	1-1	1.000	1-2	.500	0-2-2	5	3	0	0	2	8
1/21	at North Carolina		19	2-4	.500	1-2	.500	2-2	1.000	1-3-4	3	1	2	1	1	7
1/24	Notre Dame		16	3-6	.500	0-0	.000	0-1	.000	1-2-3	4	1	0	1	0	6
1/28	at Wake Forest		14	1-2	.500	0-0	.000	1-2	.500	3-3-6	1	0	0	2	0	3
2/1	Florida State		15	1-3	.333	0-0	.000	2-2	1.000	1-1-2	1	0	1	1	0	4
2/4	Georgia Tech		23	4-8	.500	1-1	1.000	7-7	1.000	4-3-7	1	0	1	2	0	16

ROSS' SINGLE-GAME BESTS

POINTS
Season 17, vs. Miami (1/14/23)
Career 17, vs. Miami (1/14/23)
ACC 17, vs. Miami (1/14/23)

REBOUNDS
Season 9, vs. Miami (1/14/23)
Career 9, vs. Miami (1/14/23)
ACC 9, vs. Miami (1/14/23)

FG MADE
Season 8, vs. Miami (1/14/23)
Career 8, vs. Miami (1/14/23)
ACC 8, vs. Miami (1/14/23)

FG ATTEMPTED
Season 10, vs. Miami (1/14/23)
Career 10, vs. Miami (1/14/23)
ACC 10, vs. Miami (1/14/23)

3FG MADE
Season 1 (4x), last vs. Georgia Tech (2/4/23)
Career 1 (4x), last vs. Georgia Tech (2/4/23)
ACC 1 (4x), last vs. Georgia Tech (2/4/23)

3FG ATTEMPTED
Season 2, at North Carolina (1/21/23)
Career 2, at North Carolina (1/21/23)
ACC 2, at North Carolina (1/21/23)

FT MADE
Season 7, vs. Georgia Tech (2/4/23)
Career 7, vs. Georgia Tech (2/4/23)
ACC 7, vs. Georgia Tech (2/4/23)

FT ATTEMPTED
Season 7, vs. Georgia Tech (2/4/23)
Career 7, vs. Georgia Tech (2/4/23)
ACC 7, vs. Georgia Tech (2/4/23)

ASSISTS
Season 3, at Georgia Tech (1/17/23)
Career 3, at Georgia Tech (1/17/23)
ACC 3, at Georgia Tech (1/17/23)

STEALS
Season 2, at Georgia Tech (1/17/23)
Career 2, at Georgia Tech (1/17/23)
ACC 2, at Georgia Tech (1/17/23)

BLOCKS
Season 3, vs. FIU (11/15/22)
Career 3, vs. FIU (11/15/22)
ACC 2 (2x), last vs. Georgia Tech (2/4/23)

MINUTES
Season 23, vs. Georgia Tech (2/4/23)
Career 23, vs. Georgia Tech (2/4/23)
ACC 23, vs. Georgia Tech (2/4/23)

MISCELLANEOUS CAREER STATS

Games with 10+ points 2
Games with 20+ points 0
Games with 10+ rebounds 0
Games with 3+ assists 1
Games with 2+ steals 1
Games with 2+ blocks 6
Double-Doubles 0
Games led NCSU in points 0
Games led NCSU in rebounds 1
Games led NCSU in assists 0
Games led NCSU in steals 3
Games led NCSU in blocks 9

ROSS' CAREER STATS

Year	GP-GS	Min	Avg	FG-FGA	Pct	3FG-FGA	Pct	FT-FTA	Pct	Off-Def	Tot-Avg	PF-FO	A	TO	Blk	Stl	Pts	Avg
2021-22	14-0	99	7.1	9-19	.474	0-4	.000	5-10	.500	11-12	23-1.6	15-0	0	5	6	3	23	1.6
2022-23	24-0	280	11.7	36-70	.514	4-16	.250	22-36	.611	22-40	62-2.6	45-2	7	14	19	10	98	4.1
TOTALS	38-0	379	10.0	45-89	.506	4-20	.200	27-46	.587	33-52	85-2.2	60-2	7	19	25	13	121	3.2



30 DJ BURNS

FORWARD • GRADUATE • 6-9 • 275 LBS.
ROCK HILL, S.C.
YORK PREPARATORY ACADEMY

SEASON STATS



NOTING BURNS

- Through games of Saturday, Feb. 4, ranks fifth in the ACC in field goal percentage at 55.5% and 15th in offensive rebounds per game (1.9)
- In 13 games since Dusan Mahoric was hurt, is averaging 15.4 points per game on 56.5% shooting and 5.7 rebounds per game, including an average 2.3 offensive rebounds an outing
- Scored career-high 31 points in win at Wake Forest on 1/28 ... Scored 23 of his 31 points in the second half ... Tied career-high with two steals ... 14 made field goals were a career-best and are tied for the most by an ACC player this season
- Passed out a career-high seven assists along with scoring 13 points and grabbing nine rebounds in win over #16 Miami on 1/14
- Tied season-high with 18 points and had a career-high 4 blocks in win over 16th-ranked Duke on 1/4.
- Scored 14 of his season-high 18 points in second half of win over Vanderbilt on 12/17 ... Added team-high 9 rebounds
- Scored a then season-high 16 points and grabbed team-best eight rebounds vs. Miami on 12/10 ... Miami game was 101st career-game and in the game against the Hurricanes played a career-high 31 minutes.
- Made NC State debut on 11/7 against Austin Peay and had 10 points (5-5 FGs) and 10 rebounds for his second career double-double
- Transferred to NC State in summer ... has two years of eligibility remaining
- Named Big South Conference Player of the Year last season at Winthrop
- Big South All-Conference First Team ... Voted to the NABC All-District First Team ... Named to the 2021-22 Lou Henson Player of the Year Mid-Season Watchlist
- Set career-highs in points per game (15.0), rebounds per game (4.5), and field goal percentage (.626)
- Led Big South in field goal percentage and was sixth in points per game

2022-23 GAME-BY-GAME STATS

Date	Opponent	ST	MIN	FG-FGA	Pct.	3FG-FGA	Pct.	FT-FTA	Pct.	O-D-T	PF	A	TO	BLK	STL	PTS
11/7	Austin Peay		18	5-5	1.000	0-0	.000	0-0	.000	2-8-10	1	0	2	1	1	10
11/11	Campbell		18	2-2	1.000	0-0	.000	0-0	.000	0-2-2	3	2	4	2	1	4
11/15	FIU		16	0-3	.000	0-0	.000	3-4	.750	1-3-4	4	1	2	0	0	3
11/19	Elon		17	1-5	.200	0-0	.000	2-2	1.000	0-0-0	2	1	1	0	0	4
11/23	vs. Kansas		16	3-7	.429	0-0	.000	2-4	.500	1-4-5	3	0	1	0	1	8
11/24	vs. Dayton		14	5-7	.714	0-0	.000	0-0	.000	1-1-2	1	1	0	0	0	10
11/25	vs. Butler		17	6-11	.545	0-0	.000	2-4	.500	2-1-3	0	1	1	0	0	14
11/29	William & Mary	*	13	1-4	.250	0-0	.000	0-0	.000	3-0-3	2	1	1	1	2	2
12/2	Pitt		22	5-10	.500	0-0	.000	3-6	.500	3-3-6	2	0	2	0	0	13
12/6	Coppin State		15	3-5	.600	0-0	.000	0-0	.000	1-2-3	4	2	1	2	0	6
12/10	at Miami	*	31	8-16	.500	0-0	.000	0-0	.000	4-4-8	3	2	0	2	1	16
12/13	Furman	*	17	3-3	1.000	0-0	.000	1-1	1.000	1-4-5	1	2	0	0	2	7
12/17	vs. Vanderbilt	*	27	6-9	.667	0-0	.000	6-6	1.000	6-3-9	3	3	2	1	0	18
12/22	Louisville	*	34	8-10	.800	0-0	.000	1-2	.500	3-2-5	3	1	3	1	1	17
12/30	at Clemson	*	18	2-5	.400	0-0	.000	1-2	.500	1-5-6	5	0	3	1	1	5
1/4	Duke		16	7-10	.700	0-0	.000	4-8	.500	1-0-1	4	1	2	4	0	18
1/7	at Virginia Tech		16	5-11	.455	0-0	.000	0-0	.000	1-2-3	4	1	4	0	0	10
1/14	Miami		34	6-13	.462	0-0	.000	1-1	1.000	5-4-9	3	7	2	2	1	13
1/17	at Georgia Tech	*	35	5-10	.500	0-0	.000	0-1	.000	1-5-6	3	3	5	1	1	10
1/21	at North Carolina	*	25	8-13	.615	0-0	.000	2-2	1.000	0-3-3	4	0	1	1	1	18
1/24	Notre Dame	*	25	7-15	.467	0-0	.000	0-0	.000	2-2-4	2	3	0	0	1	14
1/28	at Wake Forest	*	33	14-26	.538	0-0	.000	3-8	.375	2-7-9	4	1	2	2	2	31
2/1	Florida State	*	19	5-6	.833	0-0	.000	5-5	1.000	3-1-4	4	3	0	0	1	15
2/4	Georgia Tech	*	36	11-21	.524	0-0	.000	2-3	.667	2-6-8	1	2	1	0	0	24

BURNS' SINGLE-GAME BESTS

POINTS

Season 31, at Wake Forest (1/28/23)
Career 31, at Wake Forest (1/28/23)
Conference 31, at Wake Forest (1/28/23)

REBOUNDS

Season 10, vs. Austin Peay (11/7/22)
Career 11, vs. Charleston Southern (2/26/22)
Conference 11, vs. Charleston Southern (2/26/22)

FG MADE

Season 14, at Wake Forest (1/28/23)
Career 14, at Wake Forest (1/28/23)
Conference 14, at Wake Forest (1/28/23)

FG ATTEMPTED

Season 26, at Wake Forest (1/28/23)
Career 26, at Wake Forest (1/28/23)
Conference 26, at Wake Forest (1/28/23)

3FG MADE

Season
Career
Conference

3FG ATTEMPTED

Season
Career 1 (6x), last vs. Hartford (12/1/21)
Conference 1, at Gardner-Webb (2/13/20)

FT MADE

Season 6, vs. Vanderbilt (12/17/22)
Career 7, at Elon (12/15/21)
Conference 6 (2x), last vs. High Point (3/1/21)

FT ATTEMPTED

Season 8 (2x), last at Wake Forest (1/28/23)
Career 11, at Elon (12/15/21)
Conference 9, vs. Gardner-Webb (1/11/20)

ASSISTS

Season 7, vs. Miami (1/14/23)
Career 7, vs. Miami (1/14/23)
Conference 7, vs. Miami (1/14/23)

STEALS

Season 2 (3x), last at Wake Forest (1/28/23)
Career 2 (12x), last at Wake Forest (1/28/23)
Conference 2 (7x), last at Wake Forest (1/28/23)

BLOCKS

Season 4, vs. Duke (1/4/23)
Career 4, vs. Duke (1/4/23)
Conference 4, vs. Duke (1/4/23)

MINUTES

Season 36, vs. Georgia Tech (2/4/23)
Career 36, vs. Georgia Tech (2/4/23)
Conference 36, vs. Georgia Tech (2/4/23)

MISCELLANEOUS CAREER STATS

Games with 10+ points.....	68
Games with 20+ points.....	14
Games with 10+ rebounds.....	2
Games with 3+ assists.....	12
Games with 2+ steals.....	12
Games with 2+ blocks.....	14
Double-Doubles.....	2
Games led NCSU in points.....	5
Games led NCSU in rebounds.....	5
Games led NCSU in assists.....	2
Games led NCSU in steals.....	4
Games led NCSU in blocks.....	8

BURNS' CAREER STATS

Year	GP-GS	Min	Avg	FG-FGA	Pct	3FG-FGA	Pct	FT-FTA	Pct	Off-Def	Tot-Avg	PF-FO	A	TO	Blk	Stl	Pts	Avg
2019-20 (at Winthrop)	33-16	576	17.5	175-300	.583	0-3	.000	44-77	.571	55-80	135-4.1	81-3	41	76	23	17	394	11.9
2020-21 (at Winthrop)	25-24	394	15.8	114-196	.582	0-1	.000	25-41	.610	29-55	84-3.4	51-1	14	25	12	15	253	10.1
2021-22 (at Winthrop)	32-27	668	20.9	214-342	.626	0-2	.000	53-82	.646	48-95	143-4.5	94-5	34	65	12	15	481	15.0
2022-23 (at NC State)	24-11	532	22.2	126-227	.555	0-0	.000	38-59	.644	46-72	118-4.9	66-1	38	40	21	17	290	12.1
TOTALS	114-78	2134	19.0	629-1065	.591	0-6	.000	160-259	.618	178-302	480-4.2	292-10	127	206	68	64	1418	12.4



2022-23 NC State Men's Basketball Combined Team Statistics All games

Page 1/1
as of Feb 04, 2023

Game Records

Record	Overall	Home	Away	Neutral
ALL GAMES	19-5	13-1	3-3	3-1
CONFERENCE	9-4	6-1	3-3	0-0
NON-CONFERENCE	10-1	7-0	0-0	3-1

Score by Periods

Team	1st	2nd	OT	TOT
NC State	938	962	10	1910
Opponents	745	916	8	1669

Team Box Score

No.	Player				Total		3-Point		F-Throw		Rebounds											
		GP-GS	MIN	AVG	FG-FGA	FG%	3FG-3FGA	3FG%	FT-FTA	FT%	OFF	DEF	TOT	AVG	PF	DQ	A	TO	BLK	STL	PTS	AVG
0	SMITH, Terquavion	24-24	808:40	33.7	146-385	.379	70-202	.347	82-117	.701	18	64	82	3.4	61	1	110	57	11	40	444	18.5
1	JOINER, Jarkel	24-24	847:15	35.3	130-301	.432	36-103	.350	93-112	.830	18	90	108	4.5	37	0	77	36	3	29	389	16.2
14	MORSELL, Casey	24-24	822:10	34.3	107-220	.486	58-132	.439	30-37	.811	34	76	110	4.6	57	2	23	15	17	29	302	12.6
30	BURNS JR., D.J.	24-12	531:42	22.2	126-227	.555	0-0	.000	38-59	.644	46	72	118	4.9	66	1	38	40	21	17	290	12.1
5	CLARK, Jack	15-15	425:35	28.4	49-121	.405	18-69	.261	20-24	.833	26	83	109	7.3	31	1	27	9	9	29	136	9.1
11	MAHORCIC, Dusan	10-9	209:03	20.9	36-56	.643	0-0	.000	15-26	.577	26	40	66	6.6	19	0	12	12	7	6	87	8.7
24	ROSS, Ernest	24-0	280:18	11.7	36-70	.514	4-16	.250	22-36	.611	22	40	62	2.6	45	2	7	14	19	10	98	4.1
4	THOMAS, LJ	21-0	225:16	10.7	24-51	.471	9-19	.474	8-9	.889	14	38	52	2.5	24	0	15	9	3	11	65	3.1
23	GANTT, Greg	14-9	269:34	19.3	12-33	.364	2-7	.286	3-5	.600	22	46	68	4.9	31	1	5	9	8	14	29	2.1
21	DOWUONA, Ebenezer	20-3	185:22	9.3	15-30	.500	0-0	.000	6-14	.429	12	18	30	1.5	31	0	1	2	14	4	36	1.8
10	PASS, Breon	21-0	166:17	7.9	10-31	.323	2-14	.143	5-5	1.000	3	16	19	0.9	13	1	8	14	1	9	27	1.3
22	SNELL, Jordan	8-0	13:45	1.7	1-3	.333	1-1	1.000	1-2	.500	1	0	1	0.1	0	0	0	1	1	0	4	0.5
12	GRAHAM, Chase	8-0	14:39	1.8	1-6	.167	1-6	.167	0-0	.000	0	3	3	0.4	0	0	0	2	1	2	3	0.4
20	NUNNALLY, Alex	8-0	13:45	1.7	0-1	.000	0-1	.000	0-0	.000	0	2	2	0.3	2	0	0	0	0	0	0	0.0
13	KEATTS, KJ	7-0	11:37	1.7	0-2	.000	0-1	.000	0-0	.000	0	1	1	0.1	2	0	0	3	0	0	0	0.0
Team											36	33	69					11				
Total		24	4825		693-1537	.451	201-571	.352	323-446	.724	278	622	900	37.5	419	9	323	234	115	200	1910	79.6
Opponents		24	4825		599-1369	.438	140-453	.309	331-464	.713	216	620	836	34.8	402	9	277	336	66	130	1669	69.5

Team Statistics

	NCSU	OPP
Scoring	1910	1669
Points per game	79.6	69.5
Scoring margin	+10.0	-
Field goals-att	693-1537	599-1369
Field goal pct	.451	.438
3 point fg-att	201-571	140-453
3-point FG pct	.352	.309
3-pt FG made per game	8.4	5.8
Free throws-att	323-446	331-464
Free throw pct	.724	.713
F-Throws made per game	13.5	13.8
Rebounds	900	836
Rebounds per game	37.5	34.8
Rebounding margin	+2.7	-
Assists	323	277
Assists per game	13.5	11.5
Turnovers	234	336
Turnovers per game	9.8	14.0
Turnover margin	+4.3	-
Assist/turnover ratio	1.4	0.8
Steals	200	130
Steals per game	8.3	5.4
Blocks	115	66
Blocks per game	4.8	2.8
Winning streak	4	-
Home win streak	8	-
Attendance	170579	56858
Home games-Avg/Game	14-12184	6-9476
Neutral site-Avg/Game	-	4-1963

Team Results

Date	Opponent		Score	Att.
11/07/2022	Austin Peay	W	99-50	11109
11/11/2022	Campbell	W	73-67	12977
11/15/2022	FIU	W	107-74	9543
11/19/2022	Elon	W	74-63	11351
11/23/2022	vs Kansas	L	74-80	1275
11/24/2022	vs Dayton	W	76-64	613
11/25/2022	vs Butler	W	76-61	385
11/29/2022	William & Mary	W	85-64	10029
12/02/2022	Pittsburgh	L	60-68	12798
12/06/2022	Coppin St.	W	94-72	5500
12/10/2022	at Miami (FL)	L	73-80	4880
12/13/2022	Furman	W	92-73	9996
12/17/2022	vs Vanderbilt	W	70-66	5578
12/22/2022	Louisville	W	76-64	12446
12/30/2022	at Clemson	L	64-78	5969
01/04/2023	Duke	W	84-60	15188
01/07/2023	at Virginia Tech	W	73-69	8925
01/14/2023	Miami (FL)	Wot	83-81	16819
01/17/2023	at Georgia Tech	W	78-66	4242
01/21/2023	at North Carolina	L	69-80	21750
01/24/2023	Notre Dame	W	85-82	15144
01/28/2023	at Wake Forest	W	79-77	11092
02/01/2023	Florida St.	W	94-66	12206
02/04/2023	Georgia Tech	W	72-64	15473



2022-23 NC State Men's Basketball Combined Team Statistics In Conference games

Page 1/1
as of Feb 04, 2023

Game Records

Record	Overall	Home	Away	Neutral
ALL GAMES	9-4	6-1	3-3	0-0
CONFERENCE	9-4	6-1	3-3	0-0
NON-CONFERENCE	0-0	0-0	0-0	0-0

Score by Periods

Team	1st	2nd	OT	TOT
NC State	480	500	10	990
Opponents	411	516	8	935

Team Box Score

No.	Player				Total		3-Point		F-Throw		Rebounds														
		GP-GS	MIN	AVG	FG-FGA	FG%	3FG-3FGA	3FG%	FT-FTA	FT%	OFF	DEF	TOT	AVG	PF	DQ	A	TO	BLK	STL	PTS	AVG			
0	SMITH, Terquavion	13-13	440:10	33.9	76-216	.352	37-109	.339	53-75	.707	10	32	42	3.2	31	0	50	25	5	17	242	18.6			
30	BURNS JR., D.J.	13-9	343:43	26.4	91-166	.548	0-0	.000	22-38	.579	28	44	72	5.5	42	1	24	25	14	10	204	15.7			
1	JOINER, Jarkel	13-13	482:18	37.1	66-173	.382	20-65	.308	48-54	.889	11	52	63	4.8	20	0	39	17	1	13	200	15.4			
14	MORSELL, Casey	13-13	466:11	35.9	52-114	.456	26-66	.394	14-18	.778	18	42	60	4.6	36	2	10	9	12	13	144	11.1			
11	MAHORCIC, Dusan	1-1	13:23	13.4	3-4	.750	0-0	.000	3-6	.500	1	2	3	3.0	3	0	1	1	0	1	9	9.0			
5	CLARK, Jack	4-4	107:15	26.8	7-27	.259	3-18	.167	9-10	.900	8	26	34	8.5	10	1	11	1	2	4	26	6.5			
24	ROSS, Ernest	13-0	165:26	12.7	25-47	.532	4-9	.444	15-24	.625	17	25	42	3.2	27	2	6	6	7	5	69	5.3			
21	DOWUONA, Ebenezer	12-3	152:46	12.7	14-24	.583	0-0	.000	4-8	.500	7	12	19	1.6	23	0	1	1	11	4	32	2.7			
4	THOMAS, LJ	12-0	141:33	11.8	11-28	.393	4-12	.333	4-5	.800	5	24	29	2.4	14	0	8	5	2	6	30	2.5			
23	GANTT, Greg	11-9	236:34	21.5	11-27	.407	2-6	.333	3-5	.600	20	40	60	5.5	29	1	3	8	8	13	27	2.5			
10	PASS, Breon	11-0	66:53	6.1	2-10	.200	1-6	.167	2-2	1.000	1	10	11	1.0	6	0	1	3	1	2	7	0.6			
22	SNELL, Jordan	2-0	02:12	1.1	0-2	.000	0-0	.000	0-0	.000	0	0	0	0.0	0	0	0	0	0	0	0	0.0			
20	NUNNALLY, Alex	2-0	02:12	1.1	0-0	.000	0-0	.000	0-0	.000	0	1	1	0.5	0	0	0	0	0	0	0	0.0			
12	GRAHAM, Chase	2-0	02:12	1.1	0-0	.000	0-0	.000	0-0	.000	0	0	0	0.0	0	0	0	0	0	0	0	0.0			
13	KEATTS, KJ	2-0	02:12	1.1	0-0	.000	0-0	.000	0-0	.000	0	0	0	0.0	0	0	0	0	0	0	0	0.0			
Team											24	16	40					3							
Total		13	2625		358-838	.427	97-291	.333	177-245	.722	150	326	476	36.6	241	7	154	104	63	88	990	76.2			
Opponents		13	2625		329-729	.451	71-232	.306	206-274	.752	109	360	469	36.1	221	5	145	163	44	57	935	71.9			

Team Statistics

	NCSU	OPP
Scoring	990	935
Points per game	76.2	71.9
Scoring margin	+4.2	-
Field goals-att	358-838	329-729
Field goal pct	.427	.451
3 point fg-att	97-291	71-232
3-point FG pct	.333	.306
3-pt FG made per game	7.5	5.5
Free throws-att	177-245	206-274
Free throw pct	.722	.752
F-Throws made per game	13.6	15.8
Rebounds	476	469
Rebounds per game	36.6	36.1
Rebounding margin	+0.5	-
Assists	154	145
Assists per game	11.8	11.2
Turnovers	104	163
Turnovers per game	8.0	12.5
Turnover margin	+4.5	-
Assist/turnover ratio	1.5	0.9
Steals	88	57
Steals per game	6.8	4.4
Blocks	63	44
Blocks per game	4.8	3.4
Winning streak	4	-
Home win streak	6	-
Attendance	100074	56858
Home games-Avg/Game	7-14296	6-9476
Neutral site-Avg/Game	-	0-0

Team Results

Date	Opponent		Score	Att.
12/02/2022	Pittsburgh	L	60-68	12798
12/10/2022	at Miami (FL)	L	73-80	4880
12/22/2022	Louisville	W	76-64	12446
12/30/2022	at Clemson	L	64-78	5969
01/04/2023	Duke	W	84-60	15188
01/07/2023	at Virginia Tech	W	73-69	8925
01/14/2023	Miami (FL)	Wot	83-81	16819
01/17/2023	at Georgia Tech	W	78-66	4242
01/21/2023	at North Carolina	L	69-80	21750
01/24/2023	Notre Dame	W	85-82	15144
01/28/2023	at Wake Forest	W	79-77	11092
02/01/2023	Florida St.	W	94-66	12206
02/04/2023	Georgia Tech	W	72-64	15473

2022-23 NC STATE MEN'S BASKETBALL TV ROSTER



0

Terquavion Smith
G · 6-4 · 165 · SO
Greenville, NC



1

Jarkel Joiner
G · 6-1 · 180 · GR
Oxford, MS



3

Isaiah Miranda
F · 7-1 · 205 · FR
Pawtucket, RI



4

LJ Thomas
G · 6-2 · 205 · FR
Plant City, FL



5

Jack Clark
G · 6-8 · 200 · GR
Cheltenham, PA



10

Breon Pass
G · 6-1 · 175 · SO
Reidsville, NC



11

Dusan Mahorcic
F · 6-10 · 235 · GR
Belgrade, Serbia



12

Chase Graham
G · 6-1 · 180 · SR
Raleigh, NC



13

KJ Keatts
G · 5-10 · 155 · FR
Cary, NC



14

Casey Morsell
G · 6-3 · 200 · SR
Ft. Washington, MD



20

Alex Nunnally
G · 6-2 · 180 · SO
Cary, NC



21

Ebenezer Dowuona
F · 6-11 · 225 · JR
Accra, Ghana



22

Jordan Snell
G · 6-2 · 165 · FR
Cary, NC



23

Greg Gantt
F · 6-8 · 210 · R-JR
Fayetteville, NC



24

Ernest Ross
F · 6-9 · 195 · SO
Alachua, FL



30

DJ Burns
F · 6-9 · 275 · GR
Rock Hill, SC



Kevin Keatts
Head Coach
Sixth Season



Joel Justus
Assistant Coach
First Season



Kareem Richardson
Assistant Coach
First Season



Levi Watkins
Assistant Coach
First Season