



VIRGINIATM

VIRGINIA ATHLETICS MEDIA RELATIONS
 295 Massie Road, Room 154
 Charlottesville, VA 22904
Men's Basketball Contact: Erich Bacher
O: (434) 982-5530 **C:** (720) 318-5538
E-mail: bacher@virginia.edu
Web: VirginiaSports.com
Twitter: @UVAmenHoops, @ErichJBacher

25 NCAA TOURNAMENT APPEARANCES · 2019 NCAA CHAMPIONS · 3 NCAA FINAL FOURS · 11 ALL-AMERICANS · 27 ALL-ACC FIRST TEAM SELECTIONS

GAME INFORMATION

Date/Time: Wednesday, Jan. 24, 2024 / 7 p.m.
Site: Charlottesville, Va./John Paul Jones Arena (14,623)
TV: ACC Network; **Online:** WatchESPN.com
 Jay Alter (pxp), Malcolm Huckaby (analyst)
Radio: Virginia Sports Radio Network
 John Freeman & Jimmy Miller
Satellite Radio: SiriusXM (371),
 SXM App (<https://sxm.app.link/SiriusXMACC>)
Live Stats: VirginiaSports.com
Twitter: @UVAmenHoops
Virginia vs. NC State: 69-86
Charlottesville: 42-25 (9-2 John Paul Jones Arena)
Raleigh: 24-40 (9-9 PNC Arena)
Neutral: 3-21
First: Jan. 27, 1913 (W, 53-10 in Charlottesville)
Last: Jan. 6, 2024 (L, 76-60 in Raleigh)
Winning Streak: NC State, 1 game

2023-24 SCHEDULE/RESULTS - 13-5, 4-3 ACC

Date	Opponent	TV	Time/Result
Nov. 6	[RV] Tarleton State	ACCNX	W, 80-50
Nov. 10	[RV] vs. Florida (RV) #	ACCN	W, 73-70
Nov. 14	[RV] N.C. A&T	ACCNX	W, 80-51
Nov. 16	[RV] Texas Southern	ACCN	W, 62-33
Nov. 20	[24] vs. Wisconsin \$	FS1	L, 65-41
Nov. 22	[24] vs. West Virginia \$	FS1	W, 56-54
Nov. 29	[RV] Texas A&M (14) %	ESPN2	W, 59-47
Dec. 2	[RV] Syracuse *	ESPN2	W, 84-62
Dec. 5	[RV] NCCU	ACCNX	W, 77-47
Dec. 16	[22] Northeastern	ACCN	W, 56-54
Dec. 19	[22] at Memphis (23)	ESPN2	L, 77-54
Dec. 27	[RV] Morgan State	ACCN	W, 77-44
Dec. 30	[RV] at Notre Dame *	ACCN	L, 76-54
Jan. 3	Louisville *	ESPN2	W, 77-53
Jan. 6	at NC State *	ACCN	L, 76-60
Jan. 13	at Wake Forest (RV) *	ESPN2	L, 66-47
Jan. 17	Virginia Tech *	ESPN2	W, 65-57
Jan. 20	at Georgia Tech *	ACCN	W, 75-66
Jan. 24	NC State (RV) *	ACCN	7 p.m.
Jan. 27	at Louisville *	The CW	Noon
Jan. 31	Notre Dame *	ESPN2	7 p.m.
Feb. 3	at Clemson *	ESPN/2	2 p.m.
Feb. 5	Miami *	ESPN	7 p.m.
Feb. 10	at Florida State *	The CW	8 p.m.
Feb. 13	Pittsburgh *	ACCN	7 p.m.
Feb. 17	Wake Forest *	ESPN/2/U	Noon
Feb. 19	at Virginia Tech *	ESPN	7 p.m.
Feb. 24	North Carolina *	ESPN/2	2/4 p.m.
Feb. 28	at Boston College *	ESPN/2/U	9 p.m.
Mar. 2	at Duke *	ESPN	6 p.m.
Mar. 9	Georgia Tech *	ACCN	8 p.m.
Mar. 12-16	ACC Tournament **	Washington, D.C.	

Home games in Bold

All times Eastern

- Hall of Fame Series, Charlotte, N.C.

\$ - Fort Myers Tip-Off, Fort Myers, Fla.

% - ACC-SEC Challenge

* - ACC Game

PRONUNCIATION GUIDE

Andrew Rohde Roadie



VS.

**VIRGINIA CAVALIERS (13-5, 4-3 ACC)**

Head Coach: Tony Bennett (Green Bay, 1992)

Virginia: 354-130 (15th season), Career: 423-163 (18th season)

[RV/RV] NC STATE WOLFPACK (13-5, 5-2 ACC)

Head Coach: Kevin Keatts (Marshall, 2011)

NC State: 126-84 (7th season), Career: 198-112 (11th season)

FOR OPENERS

- Virginia (13-5) is tied for sixth in the ACC at 4-3, while NC State (13-5) is tied for second at 5-2.
- UVA owns the nation's longest home win streak at 20 games.
- UVA has held 45 straight ACC opponents to fewer than 70 points at John Paul Jones Arena.
- ACC Player of the Week Reece Beekman has a career-high nine-game double figure scoring streak and became the third Cavalier with 200 career steals with two at Georgia Tech.
- Beekman earned the ACC honor after averaging 17.5 points, 7.5 assists, 4.5 rebounds and 3.5 steals last week.
- NC State guard Casey Morsell played two seasons at Virginia from 2019-21.

HOOPS IN THE NATIONAL RANKINGS

- UVA ranks first nationally in turnovers per game (8.2), second in scoring defense (58.1 ppg) and assist/turnover ratio (1.91), sixth in turnover margin (5.6), seventh in fouls per game (13.3), 27th in field goal percentage defense (39.7), 44th in blocks per game (4.7), 52nd in assists per game (15.7) and 59th in steals per game (8.3).

ALL-TIME VS. NC STATE

- Virginia is 69-86 all-time vs. NC State in the series that dates to 1912-13.
- NC State defeated UVA 76-60 earlier this season.
- NC State has won three of the last five games in the series.
- UVA is 42-25 against the Wolfpack in Charlottesville, including a 9-2 mark at John Paul Jones Arena.
- Tony Bennett is 15-6 vs. NC State as head coach at Virginia.

LAST TIME VS. NC STATE

- Jayden Taylor and Dennis Parker, Jr. each scored 15 points to lead NC State past Virginia, 76-60, in ACC action on Jan. 6.
- Isaac McKneely led UVA with 18 points, while Ryan Dunn added a career-best 16 points.
- Reece Beekman chipped in 12 points and 10 assists for the Cavaliers, who yielded 10 3-pointers in the loss.
- NC State shot 49.1 percent and had 21 bench points.
- The Wolfpack out-rebounded the Cavaliers 32-31.

SUITS AND SNEAKERS/SHOES FOR HOPE

- Head coach Tony Bennett and staff will wear basketball shoes painted by cancer patients at UVA Children's Hospital (from the Shoes for Hope event) and suits as part of the annual American Cancer Society's Coaches vs. Cancer Suits And Sneakers Week. The shoes will be auctioned off as a fundraiser for Coaches vs. Cancer.
- Bennett and his staff join coaches nationwide in raising funds and awareness for the American Cancer Society and their efforts to prevent and fight cancer in every person. Visit Coaches.Cancer.org to learn more about how we are making a difference in the fight against cancer.

LAST TIME OUT

- Isaac McKneely scored 20 points and Reece Beekman added 19 points and career-high tying 11 assists to lead Virginia (13-5, 4-3 ACC) to a 75-66 win at Georgia Tech on Jan. 20.
- The Cavaliers gained their first road win by shooting 50 percent from the field, including 47.8 percent (11 of 23) from distance.
- McKneely matched a career high with six 3-pointers and Ryan Dunn chipped in nine points, 10 rebounds and three blocks.
- UVA's 17-0 run spanning halftime stopped its four-game road losing streak.
- Nathan George and Baye Ndongo led Georgia Tech with 15 points apiece.

MCKNEELY DIALED IN FROM DISTANCE

- Isaac McKneely ranks third nationally and first in the ACC in 3-point percentage at 48.9 percent.
- McKneely's 12 3-pointers in back-to-back games against Syracuse and NCCU (career-best 6 in each game) were the most at UVA in a two-game span since Kyle Guy made 13 in 2019.
- McKneely added his third six 3-point game at Georgia Tech.
- McKneely has made 2 or more 3-pointers in 12 of 18 games and four or more in six contests.
- McKneely is shooting 51.9 percent (14 of 27) from 3-point range in his past five games.

STOCK UP

- UVA has totaled 234 stocks (150 steals + 84 blocks).
- UVA is averaging 13.0 stocks per game (4.7 blocks and 8.3 steals) since 1976 when steals and blocks were first kept at UVA and 1985-86 when recognized by the NCAA.
- The school record for stocks in a season is 13.8 in 1998-99.
- The school record for blocks is 5.5 bpg in 1979-80, while the school record for steals is 8.8 spg in 1999-2000.
- UVA averaged 11.1 stocks per game last season (6.8 steals + 4.3 blocks).
- Ryan Dunn leads UVA with 71 stocks, ranking 24th nationally in blocks (2.1 bpg) along with 1.9 steals per game.
- Reece Beekman ranks 28th in steals (2.2 spg).

THERE'S NO PLACE LIKE HOME

- UVA is 241-54 (.817), including a 10-0 mark in 2023-24, in 18 seasons at John Paul Jones Arena.
- The Cavaliers finished 15-1 and 10-0 at home in ACC league play last season for the first time since the ACC expanded to a 20-game schedule.
- UVA is 203-38 (.842), including a 168-23 (.880) mark the past 12 seasons, at JPJ under Bennett.
- UVA has an ACC-leading 91 wins in league home games over the past 11 seasons. Duke is second at 89.
- UVA has won 10+ home games for 14 straight seasons.

VIRGINIA'S STARTING LINEUP AT GEORGIA TECH (1/20/24)

Pos.	No.	Player (Hometown)	Yr.	Ht.	Wt.	PPG	RPG	NOTES
G	2	Reece Beekman (Milwaukee, Wis.)	Sr.	6-3	194	13.2	6.1(a)	947 PTS; 533 AST, 200 STL; 9-game double figure streak
G	4	Andrew Rohde (Milwaukee, Wis.)	So.	6-6	202	5.4	3.1(a)	Season-high 13 PTS vs. TAMU; 10+ PTS in 3 games
G	11	Isaac McKneely (Poca, W.Va.)	So.	6-4	188	11.9	3.1	3 20-PT and 3 6-3PT games; 14.4 ppg & 55.3 3FG% in ACC play
G	13	Ryan Dunn (Freeport, N.Y.)	Fr.	6-8	216	9.5	6.8	71 stocks (34 steals + 37 blocks); 10+ REB in 5 games
F	22	Jordan Minor (Kingston, Mass.)	Gr.	6-8	242	3.9	2.2	12.0 ppg, 4.0 rpg, 24.3 mpg as starter; 14 of 23 FGs last 4 gms
OFF THE BENCH								
F	34	Jake Groves (Spokane, Wash.)	Gr.	6-9	211	7.1	2.6	46.4% FG, 42.9% 3FG, 82.4% FT; 10+ points in 5 games
F	0	Blake Buchanan (Coeur d'Alene, Idaho)	Fr.	6-11	225	3.8	3.1	18p, 7r, 10/16 FTs vs. UF; Started 5 games; 8 PTS vs. VT
G/F	35	Leon Bond III (Wauwatosa, Wis.)	R-Fr.	6-5	200	5.1	3.5	10+ PTS in 4 games; 9 REB vs. NC A&T & NCCU; 48.2% FG
G	12	Elijah Gertrude (Jersey City, N.J.)	Fr.	6-4	185	3.8	1.3	13 PTS vs. NCCU, 6 PTS, 3 REB, 2 STL at ND; Debut vs. TAMU
G	10	Taine Murray (Auckland, N.Z.)	Jr.	6-5	208	2.6	1.2	12 PTS (5-6 FG) vs. Louisville; Career-high 11.9 mpg
G	1	Dante Harris (Washington, D.C.)	R-Jr.	6-0	171	3.8	2.3	5 PTS, 5 AST, 0 TO in 17 minutes vs. Virginia Tech

VIRGINIA HEAD COACH TONY BENNETT

• Dean and Markel Families Head Men's Basketball Coach Tony Bennett has a 354-130 mark in 15 seasons at UVA and 423-163 career mark in 18 seasons as a head coach.

• Bennett passed the late Terry Holland (326-173, 16 seasons) as UVA's winningest coach with the win over Syracuse (1/7/23) and recorded his 400th win at Wake Forest (1/21/23).

• Bennett has guided the Cavaliers to six ACC regular-season titles (2014, 2015, 2018, 2019, 2021, 2023), two ACC Tournament titles (2014 and 2018) and one NCAA national championship (2019).

• The three-time National (2007, 2015 and 2018) and four-time ACC Coach of the Year (2014, 2015, 2018 and 2019) guided UVA to its 11th consecutive postseason berth in 2022-23.

• In 2018-19, Bennett led the Cavaliers to their first NCAA national championship, a share of their ninth ACC regular-season title and a school-record 35 wins.

• Bennett is the third coach in ACC men's basketball history to lead his program to 12-straight winning conference seasons, joining North Carolina's Dean Smith (33) and Duke's Mike Krzyzewski (13).

• He has led UVA to outright ACC regular-season and tournament championships in the same season two times (2014 and 2018).

• Bennett is the fifth coach in ACC history to win at least three outright ACC regular-season titles (Frank McGuire, Dean Smith, Mike Krzyzewski and Roy Williams).

• UVA is 180-78 (.698) in ACC play (103-25 at home & 77-53 away), 203-38 (.842) at home and 174-52 (.770) in non-conference action (98-10 at JPI) under Bennett.

• Bennett ranks fourth all-time in winning percentage (.698) among ACC head coaches with 100 or more ACC wins.

HOW ARE THESE CAVALIERS?

• We play defense, take quality shots, pass the basketball, limit turnovers and transition points, rebound and play more defense.

• UVA returns one starter - Reece Beekman (13.2 ppg, 6.1 apg, 3.1 rpg & 2.2 spg) - from last season's ACC regular-season champion and NCAA tournament team that finished 25-8.

• Beekman, who earned All-ACC third-team honors last season, needs 23 steals to pass Othell Wilson (222 steals from 1981-84) for first all-time at UVA.

• Ryan Dunn (9.5 ppg) leads the team in rebounding (6.8 rpg), and blocked shots (2.1 bpg).

• Isaac McKneely (11.9 ppg) leads the team in 3-pointers (44) and 3-point percentage (48.9%).

• McKneely averaged 6.7 points and shot a team-best 39.2 percent from 3-point range last year, while Dunn tallied 2.6 points and 2.9 rebounds in 12.9 minutes per game.

• Jordan Minor (3.9 ppg, 2.2 rpg), Jake Groves (7.1 ppg), Andrew Rohde (5.4 ppg & 3.1 apg), Leon Bond III (5.1 ppg, 3.3 rpg), Elijah Gertrude (3.8 ppg), Blake Buchanan (3.8 ppg, 3.1 rpg), Dante Harris (3.8 ppg), Taine Murray (2.6 ppg, 44.4% 3FG) are main contributors.

• Minor has started the past three games, averaging 12.0 points, 4.0 rebounds and 24.3 minutes per game during that span.

• Harris missed 10 games with an ankle injury, and Gertrude had his redshirt lifted against Texas A&M.

• UVA is shooting 44.7 percent from the field, 36.3 percent from 3-point range and 65.3 percent from the free throw line.

OUR DEFENSE NEVER RESTS

• UVA ranks second nationally in scoring defense (58.1 ppg), seventh in fouls per game (13.3), 27th in field goal percentage defense (39.7), 44th in blocks per game (4.7) and 59th in steals per game (8.3).

• The Cavaliers have ranked sixth nationally in scoring defense in each of the past three seasons.

• The Cavaliers have forced 12 shot clock violations and have averaged 27.6 shot clock violations since 2018-19.

• UVA has been out-rebounded in eight contests, and is 4-4 in those games.

• UVA is 8-0 when out-rebounding its opponents and has limited 16 of its 18 foes to less than 50 percent shooting.

• Bennett-coached teams have led the nation in scoring defense seven times and finished in the top-five nationally 11 times.

HOOS IN THE ACC RANKINGS

• Reece Beekman ranks first in the ACC in assists (6.1 apg), steals (2.22), and third in assist/turnover ratio (3.21).

• Isaac McKneely ranks first in 3-point percentage (48.9%) and fifth in 3-pointers made per game (2.6).

• Ryan Dunn ranks first in blocked shots (2.1 bpg), tied for fourth in steals (1.9 spg) and tied for 11th in rebounding (6.8 rpg).

• Andrew Rohde ranks fifth in assist/turnover ratio (2.95).

SUPER 70s AND AWESOME 80s

• Virginia is 165-11 all-time when scoring 70 or more points under Tony Bennett.

• UVA is 8-0 when scoring 70 or more points in 2023-24.

• Virginia is 49-1 all-time when scoring 80 or more points (3-0 in 2023-24) under Bennett with their lone loss a 93-81 setback at North Carolina in 2012-13.

NATIONAL DEFENSIVE POINTS PER GAME**RANKINGS UNDER TONY BENNETT**

Year	School	Pts/Gm	Rank
2006-07	Washington State	59.5	17th
2007-08	Washington State	56.4	3rd
2008-09	Washington State	55.4	1st
2009-10	Virginia	63.6	54th
2010-11	Virginia	62.4	36th
2011-12	Virginia	54.2	2nd
2012-13	Virginia	55.6	5th
2013-14	Virginia	55.7	1st
2014-15	Virginia	51.5	1st
2015-16	Virginia	60.1	2nd
2016-17	Virginia	56.4	1st
2017-18	Virginia	54.0	1st
2018-19	Virginia	56.1	1st
2019-20	Virginia	52.4	1st
2020-21	Virginia	60.5	6th
2021-22	Virginia	60.1	6th
2022-23	Virginia	60.5	6th
2023-24	Virginia	58.1	2nd

• Bennett was 4-0 when scoring 80+ at Washington State.

• UVA scored 100 points against Marshall (2018-19) for the first time under Tony Bennett and added 97 points against Coppin State (2018-19).

• UVA is 4-0 all-time when scoring 90 or more under Bennett.

SEASON STORYLINES

• The Cavaliers return 28.1 percent of their scoring from last season compared to 91.4 percent from 2021-22.

• Virginia's roster includes nine newcomers, including transfers Jake Groves (Oklahoma), Jordan Minor (Merrimack) and Andrew Rohde (St. Thomas), and freshmen Blake Buchanan and Elijah Gertrude. Redshirts Anthony Robinson, Christian Bliss and Desmond Roberts, as well as walk-ons Bryce Walker and Tristan How.

• Leon Bond III and Dante Harris (Georgetown) made their UVA debuts after redshirting last season.

• In addition to head coach Tony Bennett (Green Bay), UVA's roster includes Wisconsin natives Reece Beekman (Milwaukee), Bond III (Wauwatosa) and Rohde (Milwaukee).

• Associate head coach Ron Sanchez returns to Virginia after serving the last five seasons as head coach at Charlotte from 2018-23. Sanchez served nine seasons on Bennett's staff from 2009-18, the last three as associate head coach.

DID YOU KNOW?

• Reece Beekman tested the NBA waters in the offseason and decided to return to Virginia for his senior season.

• Ryan Dunn is the younger brother of Major League Baseball pitcher Justin Dunn.

• Isaac McKneely was named West Virginia Mr. Basketball in 2020 and 2021.

• Taine Murray has competed for the Tall Blacks, New Zealand's national team.

• Andrew Rohde was the Summit League Freshman of the Year in 2022-23.

• Dante Harris earned the Dave Gavitt Trophy as the Most Outstanding Player of the 2021 BIG EAST Tournament, averaging 11.8 ppg, 4.8 rpg and 3.3 apg in four games.

• Leon Bond III won a state high school championship as a junior at Wauwatosa East in Wisconsin.

• Blake Buchanan was invited to the USA Basketball U19 Men's National Team training camp and participated in the 2023 Nike Hoop Summit, collecting eight points, eight rebounds and one steal in Team USA's 90-84 win over the International team.

• Jake Groves' brother, Tanner, played three seasons at Eastern Washington (2018-21) and one at Oklahoma (2022-23), and now plays professionally in Europe.

• Jordan Minor was the Northeast Conference Co-Player of the Year and NEC Defensive Player of the Year in 2022-23.

VIRGINIA PICKED FOURTH IN THE ACC

• Virginia was fourth in the 2023-24 ACC Tipoff Preseason Poll.

• Duke is the preseason favorite, followed by Miami, North Carolina, Virginia and Clemson in the top five.

• ACC preseason voters selected Wake Forest sixth, followed by NC State, Virginia Tech, Pittsburgh and Syracuse. Florida State was picked 11th, while Boston College, Georgia Tech, Louisville and Notre Dame rounded out the voting.


• The Cavaliers were selected third in the 2022-23 ACC Pre-season Poll and finished first (15-5) in the standings.

• The Cavaliers have finished at or higher than their predicted finish in 13 of the last 15 seasons.

WATCH OUT FOR REECE

• Senior guard Reece Beekman was named to the Jersey Mike's Naismith Trophy Men's Preseason 50 Watch List and John R. Wooden Award Preseason Top-50 Watch List.

• Beekman has averaged 8.6 points, 4.9 assists and 3.3 rebounds in 110 career games (105 starts) for the Cavaliers.



TONY BENNETT

EDUCATION

College: Green Bay, 1992

COACHING EXPERIENCE

1999-00	Wisconsin (staff volunteer)
2000-01	Wisconsin (assistant coach)
2003-04	Washington State (assistant coach)
2004-06	Washington State (associate head coach)
2006-09	Washington State (head coach)
2009-	Virginia (head coach)

THE BENNETT RECORD

Year	School	Record (Conf)	Postseason
2006-07	Washington St.	26-8 (13-5)	NCAA 2nd Round
2007-08	Washington St.	26-9 (11-7)	NCAA Sweet 16
2008-09	Washington St.	17-16 (8-10)	NIT 1st Round
2009-10	Virginia	15-16 (5-11)	
2010-11	Virginia	16-15 (7-9)	
2011-12	Virginia	22-10 (9-7)	NCAA 2nd Round
2012-13	Virginia	23-12 (11-7)	NIT Quarterfinals
2013-14	Virginia	30-7 (16-2)	NCAA Sweet 16
2014-15	Virginia	30-4 (16-2)	NCAA Third Round
2015-16	Virginia	29-8 (13-5)	NCAA Elite Eight
2016-17	Virginia	23-11 (11-7)	NCAA 2nd Round
2017-18	Virginia	31-3 (17-1)	NCAA 1st Round
2018-19	Virginia	35-3 (16-2)	NCAA Champions
2019-20	Virginia	23-7 (15-5)	N/A
2020-21	Virginia	18-7 (13-4)	NCAA First Round
2021-22	Virginia	21-14 (12-8)	NIT Quarterfinals
2022-23	Virginia	25-8 (15-5)	NCAA First Round
2023-24	Virginia	13-5 (4-3)	
Total	18 seasons	423-163	
Virginia	15 seasons	354-130	

BENNETT VS. 2023-24 OPPONENTS

Opponent	Career	Virginia
Boston College	13-6	13-6
Clemson	16-4	16-4
Duke	6-14	6-14
Florida	1-2	1-2
Florida State	11-11	11-11
Georgia Tech	18-2	18-2
Louisville	18-2	18-2
Memphis	1-1	1-1
Morgan State	4-0	4-0
Miami	12-6	12-6
North Carolina	14-11	14-10
NC A&T	2-0	1-0
NCCU	2-0	2-0
NC State	15-6	15-6
Northeastern	1-0	1-0
Notre Dame	13-3	12-3
Pitt	12-3	12-2
SMU	1-0	1-0
Syracuse	13-3	13-3
Tarleton State	1-0	1-0
Texas A&M	1-0	1-0
Texas Southern	1-0	1-0
Virginia Tech	19-9	19-9
Wake Forest	11-6	11-6
West Virginia	2-2	2-2
Wisconsin	3-2	3-2

VIRGINIA IN THE POLLS

Date	AP	Coaches	Date	AP	Coaches
Preseason	RV	RV	1/1/24	NR	NR
11/13/23	RV	RV	1/8/24	NR	NR
11/20/23	24	18	1/15/24	NR	NR
11/27/23	RV	RV	1/22/24	NR	NR
12/4/23	RV	23			
12/11/23	22	21			
12/18/23	22	20			
12/25/23	RV	RV			

BECKMAN EARNS PRESEASON ALL-ACC HONORS

- Senior guard Reece Beekman was named to the preseason All-ACC first team.
- In 2022-23, Beekman was named ACC Defensive Player of the Year, All-Defensive Team and All-ACC Third Team.
- Beekman ranked second nationally and first in the ACC in assist/turnover ratio (3.36), and ranked second in steals (1.8 spg) and third in assists (5.3 apg).

UVA VS. RANKED OPPONENTS

- UVA is 52-46 against ranked foes in the Tony Bennett era.
- UVA is 1-1 vs. ranked opponents in 2023-24, recording a win against then-No. 14 Texas A&M and a loss at No. 23 Memphis.
- UVA's 11 ranked wins in 2018-19 marked a school record.
- UVA is 164-339 vs. ranked opponents since 1953-54.
- UVA is 1-31 all-time vs. No. 1-ranked opponents (86-73 win vs. No. 1 North Carolina on Jan. 30, 1986).

CAVALIERS IN THE NBA

- Malcolm Brogdon (Portland), Anthony Gill (Washington), Joe Harris (Detroit), Sam Hauser (Boston), Jay Huff (Denver), De'Andre Hunter (Atlanta), Ty Jerome (Cleveland), Braxton Key (Denver) and Trey Murphy III (New Orleans) are former Cavaliers who are currently playing in the NBA.
- In addition, Indiana head coach Rick Carlisle is a Virginia alum who led Dallas to an NBA title and helped the Cavaliers to an NCAA Final Four in 1984.
- Mamadi Diakite signed a two-way contract with San Antonio.

CAVALIERS SIGN COFIE AND SHARMA TO NLIs

- Virginia signed Jacob Cofie (Seattle, Wash.) and Ishan Sharma (Milton, Ontario) to National Letters of Intent. Cofie and Sharma will join UVA for the 2024-25 season.
- Cofie is a 6-10, 230-pound power forward who averaged 20.9 points, 11 rebounds and 5.2 assists during his junior season at Eastside Catholic School in 2022-23. He earned First Team All-Metro honors, leading his team to the metro league and district championships. Cofie is ranked No. 61 in the ESPN recruiting rankings.
- Sharma is a 6-5, 185-pound skilled guard who served as team captain for Fort Erie International Academy, which was the second ranked team in Canada in 2022-23. He was named to the Nike EYBL Peach Jam All-Breakout Team after shooting 45 percent from 3-point range. Sharma was a starter on Canada's U16 and U17 national teams, respectively, leading the team in scoring in 2022. Sharma is ranked No. 86 in the 247Sports recruiting rankings.

VIRGINIA NOT RANKED IN LATEST AP POLL

- UVA is not ranked in the latest AP top-25 poll.
- The Cavaliers were ranked No. 22 from Dec. 11-24.
- UVA was ranked No. 24 in the Nov. 20 AP poll.
- UVA was not ranked in the AP preseason top-25 poll for the first time since 2017-18 when it received votes.

HOLDING FOES UNDER 50

- UVA is 113-2, including a 4-0 mark in 2023-24, when limiting foes to fewer than 50 points during the Tony Bennett era.
- Bennett-coached teams are 138-3 when holding opponents to fewer than 50 points (25-1 in 3 years at Washington State).
- The Cavaliers are 28-0 when holding foes to fewer than 40 under Bennett.

ON THE HORIZON

- Virginia travels to Louisville for an ACC contest on Saturday, Jan. 27. Tipoff at KFC Yum! Arena is set for Noon on The CW.

RECORDS WATCH

No.	Name	Career Assists
1.	Kihei Clark (2019-23)	718
2.	John Crotty (1988-91)	683
3.	Jeff Jones (1979-82)	598
4.	Sean Singletary (2005-08)	587
5.	London Perrantes (2014-17)	569
6.	Reece Beekman (2021-)	533

No.	Name	Career Steals
1.	Othell Wilson (1981-84)	222
2.	Sean Singletary (2005-08)	200
3.	Reece Beekman (2021-)	200

UVA UNDER BENNETT:

	All	2023-24
Leading at the half	280-33	12-0
Trailing at the half	64-91	1-5
Tied at the half	10-5	0-0
Playing Overtime	12-10	0-0
Shooting 50% or better	136-11	5-0
Shooting between 40-49.9%	175-48	8-1
Shooting less than 40%	44-71	0-4
Opponents shoot 50% or better	26-36	0-2
Opponents shoot less than 50%	329-94	13-3
UVA outrebounds its opponent	244-39	8-0
Opponent outrebounds UVA	100-86	4-4
Teams are tied in rebounds	10-5	1-1
UVA has 10 or more steals	34-5	4-0
UVA shoots 70% FT or better	216-69	5-1
UVA shoots less than 70% FT	138-62	8-4
Scoring less than 50 points	10-23	0-2
Scoring 50-59 points	51-49	3-2
Scoring 60-69 points	128-46	2-1
Scoring 70-79 points	120-10	5-0
Scoring 80-89 points	41-1	3-0
Scoring more than 90 points	4-0	0-0
Allowing fewer than 50 points	113-2	4-0
Allowing fewer than 40 points	28-0	1-0
Playing in John Paul Jones Arena	203-38	10-0
Playing on the road	92-66	1-4
Playing on a neutral court	59-26	2-1
Game decided by 1-4 points	54-50	3-0
Game decided by 5-10 points	90-34	2-0
Game decided by 11+ points	210-46	8-5
Playing at night	246-88	12-2
Playing in the afternoon	108-42	1-3
Playing on Monday	34-16	1-1
Playing on Tuesday	58-15	2-1
Playing on Wednesday	62-17	5-0
Playing on Thursday	23-11	1-0
Playing on Friday	38-11	1-0
Playing on Saturday	101-50	3-3
Playing on Sunday	37-10	0-0
Playing in November	84-16	6-1
Playing in December	62-19	4-2
Playing in January	86-31	3-2
Playing in February	69-37	0-0
Playing in March	51-26	0-0
Playing in April	2-0	0-0

CAVALIERS IN THE PROS

- Justin Anderson** (2013-15), Valencia Basket (Spain)
Darion Atkins (2012-15), Reggio Emilia (Italy)
Malcolm Brogdon (2012-16), Portland (NBA)
Kihei Clark (2019-23), Milwaukee (G League)
Mamadi Diakite (2016-20), San Antonio (NBA/G League)
Maam Franklín (2022-23), Denver (G League)
Jayden Gardner (2022-23), Kortrijk (Belgium)
Anthony Gill (2014-16), Washington (NBA)
Kyle Guy (2017-19), Lenovo Tenerife (Spain)
Devon Hall (2015-18), Milano (Italy)
Joe Harris (2011-14), Detroit (NBA)
Sam Hauser (2021), Boston (NBA)
Jay Huff (2018-21), Denver (NBA)
De'Andre Hunter (2017-19), Atlanta (NBA)
Ty Jerome (2017-19), Cleveland (NBA)
Braxton Key (2019-20), Denver (NBA)
Sylvan Landesberg (2009-10), Gran Canaria (Spain)
Jerome Meyinsse (2007-10), Ironi Hai (Israel)
Laurynas Mikaluskas (2006-08), Neptunas-Akvaservis (Lithuania)
Akil Mitchell (2011-14), Ningbo R. (China)
Trey Murphy III (2021), New Orleans (NBA)
London Perrantes (2014-17), Kolossos HH (Greece)
Mike Scott (2008-12), ASVEL Lyon-Villeurbanne (France)
Kody Stattmann (2019-22), South East Melbourne (Australia)
Mike Tobey (2013-16), KK Crvena Zvezda (Serbia)
Ben Vander Plas (2023), BC Siauliai (Lithuania)
Tomas Woldetensae (2020-21), Varese (Italy)

2023-24 Roster

No.	Name	Year	Pos.	Ht.	Wt.	Hometown/High School/Club/Previous School
0	Blake Buchanan	Fr.	F	6-11	225	Coeur d'Alene, Idaho/Lake City
1	Dante Harris	R-Jr.	G	6-0	171	Washington, D.C./Lakeway Christian/Georgetown
2	Reece Beekman ***	Sr.	G	6-3	194	Milwaukee, Wis./Scotlandville Magnet (La.)
4	Andrew Rohde	So.	G	6-6	202	Milwaukee, Wis./Brookfield Central/St. Thomas (Minn.)
5	Desmond Roberts	Fr.	G	6-4	206	Charlottesville, Va./St. Anne's-Belfield
10	Taine Murray **	Jr.	G	6-5	208	Auckland, N.Z./Rosmini College
11	Isaac McKneely *	So.	G	6-4	188	Poca, W.Va./Poca
12	Elijah Gertrude	Fr.	G	6-4	185	Jersey City, N.J./Hudson Catholic Regional
13	Ryan Dunn *	So.	G	6-8	216	Freeport, N.Y./Perkiomen School
21	Anthony Robinson	Fr.	F	6-10	238	Peachtree City, Ga./Christ School (N.C.)
22	Jordan Minor	Gr.	F	6-8	242	Kingston, Mass./Brimmer and May/Merrimack
24	Tristan How *	Sr.	F	6-7	210	Virginia Beach, Va./Norfolk Collegiate
30	Christian Bliss	Fr.	G	6-4	198	Queens, N.Y./George School (Pa.)
34	Jake Groves	Gr.	F	6-9	211	Spokane, Wash./Shadle Park/East. Wash./Oklahoma
35	Leon Bond III	R-Fr.	G/F	6-5	203	Wauwatosa, Wis./Wauwatosa East
42	Bryce Walker	Jr.	G	6-2	200	Beltsville, Md./New Hampton School

* Denotes letters won

Head Coach: Tony Bennett (Green Bay '92/15th season)

Associate Head Coach: Ron Sanchez (SUNY Oneonta'97/10th season)

Associate Head Coach: Jason Williford (Virginia '95/15th season)

Assistant Coach: Orlando Vandross (AIC '92/9th season)

Assistant Coach: Johnny Carpenter (Virginia '13/9th season)

Assistant Coach: Isaiah Wilkins (Virginia'18/3rd season)

Director of Scouting: Brad Soderberg (UW-Stevens Point '85/9th season)

Director of Player Development: Larry Mangino (Montclair State '83/8th season)

Graduate Assistant: Chase Coleman (Virginia'23/1st season)

Associate AD for Basketball Administration/Operations: Ronnie Wideman (Washington State '06/15th season)

Program and Operations Assistant: Stelios Tzoutzis (Liberty '13/4th season)

Strength and Conditioning Coach: Mike Curtis (Virginia '98/15th season)

Athletic Trainer: Ethan Saliba (Kansas '79/41st season)

GAME 1 - VIRGINIA 80, TARLETON STATE 50



Official Basketball Box Score - Final
Tarleton St. at Virginia
11/06/23 John Paul Jones Arena, Charlottesville
UVA vs Tarleton State Men's Basketball

Game Time: 7:00 PM
Game Duration: 2:02
Attendance: 14,080

Officials: Tony Henderson, Adam Fibre, Anthony Eades

Tarleton St. - 50													Record: 0-1									
NO. Name	Min	FG M-A	3P M-A	FT M-A	Rebounds OR DR TOT	Fouls PF FD	TP	AS	TO	ST	Blocks BS BA	+/-	Shooting By Period									
5 KiAndre Gaddy	F 19:56	2-6	0-0	0-0	2 2 4	3 2	4	2	0	0	0	1	1 st FG%	7-22	31.8%	3PT%	1-5	20.0%				
6 Jakorie Smith	F 31:27	2-7	0-2	3-5	1 4 5	4 2	7	2	1	3	0	1	FT%	4-7	57.1%							
4 Lue Williams	G 33:19	2-12	0-3	3-5	0 2 2	4 4	7	0	0	2	0	2	2 nd FG%	9-26	34.6%	3PT%	2-8	25.0%				
10 Adam Moussa	G 07:17	0-0	0-0	0-0	0 0 0	1 0	0	0	2	0	0	0	FT%	11-14	78.6%	GM FG%	16-48	33.3%				
11 Bubba Benjamin	G 37:36	3-6	1-1	1-1	0 1 1	4 1	8	3	4	0	2	0	FT%	15-21	71.4%							
0 Izzy Miles	28:42	4-8	0-2	2-4	2 3 5	5 3	10	0	3	0	0	0	Dead Ball Rebounds: 1, 0									
9 Emmanuel Innocenti	21:31	1-4	1-3	0-0	0 5 5	4 2	3	1	3	1	1	0										
22 Jalen Thomas	01:55	0-0	0-0	0-0	0 0 0	1 0	0	0	1	0	0	0										
13 Devon Barnes	15:02	2-4	1-2	6-6	0 1 1	1 5	11	0	0	0	0	0										
12 Nasan Ayala	03:16	0-1	0-0	0-0	0 1 1	1 0	0	0	1	0	0	1										
Team					2 1 3																	
Totals		16-48	3-13	15-21	7 20 27	28 19	50	8	16	6	3	5	-30									
Technical Fouls: NONE																						

Virginia - 80													Record: 1-0												
NO. Name	Min	FG M-A	3P M-A	FT M-A	Rebounds OR DR TOT	Fouls PF FD	TP	AS	TO	ST	Blocks BS BA	+/-	Shooting By Period												
34 Jacob Groves	F 14:42	3-4	3-4	0-0	0 1 1	4 1	9	1	0	1	0	0	20	1 st FG%	14-24	58.3%	3PT%	5-9	55.6%						
2 Reece Beekman	F 27:27	5-9	0-3	6-7	0 4 4	2 7	16	7	0	3	1	0	20	FT%	10-13	76.9%									
4 Andrew Rohde	G 25:56	2-8	2-5	0-0	0 3 3	0 0	6	1	2	0	0	2	34	2 nd FG%	9-23	39.1%	3PT%	1-3	33.3%						
11 Isaac McKneely	G 28:47	4-8	4-8	3-4	0 4 4	3 3	15	4	3	1	0	0	12	FT%	14-26	53.8%	GM FG%	23-47	48.9%						
13 Ryan Dunn	G 21:04	2-3	1-2	4-8	2 5 7	2 6	9	1	0	1	2	0	5	3PT%	1-3	33.3%									
0 Blake Buchanan	16:56	0-2	0-0	1-4	0 4 4	2 2	1	0	1	0	1	1	13	GM FG%	23-47	48.9%									
35 Leon Bond III	16:42	4-5	0-0	4-6	5 4 9	0 3	12	0	0	2	0	0	15	3PT%	10-22	45.5%									
1 Dante Harris	23:31	1-3	0-0	5-8	1 2 3	3 5	7	1	0	1	0	0	13	FT%	24-39	61.5%									
10 Taine Murray	10:57	2-2	0-0	1-2	0 1 1	2 1	5	0	1	0	0	0	7												
22 Jordan Minor	11:42	0-1	0-0	0-0	2 1 3	1 0	0	0	1	0	1	0	9												
24 Tristan How	02:16	0-2	0-0	0-0	0 0 0	0 0	0	0	0	0	0	0	2												
Team					0 1 1																				
Totals		23-47	10-22	24-39	10 30 40	19 28	80	15	8	9	5	3	30	Technical Fouls: NONE											

TSU		UVA		Points from		TSU		UVA		Period by Period Scoring			
Biggest lead	0 (1 st 20:00)	30 (2 nd 0:48)		Turnovers	9 14			1st	2nd	TOT			
Best Scoring Run	8 (2 nd 11:02)	9 (2 nd 8:06)		Paint	22 24			TSU	19	31	50		
Lead Changes	0			Second Chance	7 12			UVA	43	37	80		
Times Tied	0			Fast Breaks	4 8								
Time with Lead	00:00	39:38		Bench	24 25								

GAME 3 - VIRGINIA 80, NORTH CAROLINA A&T 51



Official Basketball Box Score - Final
N.C. A&T at Virginia
11/14/23 John Paul Jones Arena, Charlottesville
UVA vs N.C. A&T Men's Basketball

Game Time: 7:00 PM
Game Duration: 1:50
Attendance: 13,905

Officials: Ted Valentine, Michael Roberts, Jenna Reneau

N.C. A&T - 51													Record: 0-3																												
NO. Name	Min	FG M-A	3P M-A	FT M-A	Rebounds OR DR TOT	Fouls PF FD	TP	AS	TO	ST	Blocks BS BA	+/-	Shooting By Period																												
1 Jeremy Robinson	F 28:52	1-6	0-3	0-0	0 5 5	1 0	2	0	0	0	0	1	1 st FG%	6-28	21.4%	3PT%	1-15	6.7%	FT%	6-9	66.7%	GM FG%	11-25	44.0%	3PT%	7-16	43.8%	FT%	3-3	100%	GM FG%	17-53	32.1%	3PT%	8-31	25.8%	FT%	9-12	75.0%	Dead Ball Rebounds: 2, 0	
5 Evan Joyner	F 20:37	3-6	1-3	0-0	2 3 5	3 1	7	1	1	0	0	1	2 nd FG%	11-25	44.0%	3PT%	7-16	43.8%	FT%	6-9	66.7%	GM FG%	17-53	32.1%	3PT%	8-31	25.8%	FT%	9-12	75.0%	Dead Ball Rebounds: 2, 0										
16 Nikolaos Chitkoudis	F 27:30	3-5	0-0	1-3	0 4 4	3 3	7	1	2	2	2	0	3 rd FG%	11-25	44.0%	3PT%	7-16	43.8%	FT%	6-9	66.7%	GM FG%	17-53	32.1%	3PT%	8-31	25.8%	FT%	9-12	75.0%	Dead Ball Rebounds: 2, 0										
3 Camian Shell	G 33:53	0-3	0-2	3-4	0 2 2	1 3	3	6	2	0	0	2	4 th FG%	11-25	44.0%	3PT%	7-16	43.8%	FT%	6-9	66.7%	GM FG%	17-53	32.1%	3PT%	8-31	25.8%	FT%	9-12	75.0%	Dead Ball Rebounds: 2, 0										
7 Landon Gasper	G 33:16	5-16	5-11	3-3	1 0 1	2 1	8	1	2	1	3	26	5 th FG%	11-25	44.0%	3PT%	7-16	43.8%	FT%	6-9	66.7%	GM FG%	17-53	32.1%	3PT%	8-31	25.8%	FT%	9-12	75.0%	Dead Ball Rebounds: 2, 0										
0 Kyle Duke	24:25	3-9	0-5	2-2	1 0 1	2 1	8	1	3	1	0	2	6 th FG%	11-25	44.0%	3PT%	7-16	43.8%	FT%	6-9	66.7%	GM FG%	17-53	32.1%	3PT%	8-31	25.8%	FT%	9-12	75.0%	Dead Ball Rebounds: 2, 0										
15 Jalal McKie	16:41	1-5	1-4	0-0	0 0 0	1 2	3	0	0	0	0	1	7 th FG%	11-25	44.0%	3PT%	7-16	43.8%	FT%	6-9	66.7%	GM FG%	17-53	32.1%	3PT%	8-31	25.8%	FT%	9-12	75.0%	Dead Ball Rebounds: 2, 0										
10 Uchenna Kellman-Nicholes	13:36	1-3	1-3	0-0	0 0 0	0 0	3	1	0	0	0	0	8 th FG%	11-25	44.0%	3PT%	7-16	43.8%	FT%	6-9	66.7%	GM FG%	17-53	32.1%	3PT%	8-31	25.8%	FT%	9-12	75.0%	Dead Ball Rebounds: 2, 0										
23 Ahmad Hamilton	01:10	0-0	0-0	0-0	0 0 0	0 0	0	0	0	0	0	0	9 th FG%	11-25	44.0%	3PT%	7-16	43.8%	FT%	6-9	66.7%	GM FG%	17-53	32.1%	3PT%	8-31	25.8%	FT%	9-12	75.0%	Dead Ball Rebounds: 2, 0										
Team					2 4 6		0		1				10 th FG%	11-25	44.0%	3PT%	7-16	43.8%	FT%	6-9	66.7%	GM FG%	17-53	32.1%	3PT%	8-31	25.8%	FT%	9-12	75.0%	Dead Ball Rebounds: 2, 0										
Totals		17-53	8-31	9-12	6 18 24	13 11	51	11	11	4	2	10	-29																												
Technical Fouls: NONE																																									

Virginia - 80													Record: 3-9																			
NO. Name	Min	FG M-A	3P M-A	FT M-A	Rebounds OR DR TOT	Fouls PF FD	TP	AS	TO	ST	Blocks BS BA	+/-	Shooting By Period																			
0 Blake Buchanan	F 15:10	3-6	0-0	0 0 0	1 2 3	2 1	6	2	0	1	0	6	1 st FG%	18-28	64.3%	3PT%	6-8	75.0%	FT%	7-8	87.5%	GM FG%	31-67	54.4%	3PT%	6-13	46.2%	FT%	12-16	75.0%	Dead Ball Rebounds: 1, 0	
2 Reece Beekman	G 20:52	2-9	1-3	0-0	0 4 4	0 1 5	7	0	1	0	1	18	2 nd FG%	18-28	64.3%	3PT%	6-8	75.0%	FT%	7-8	87.5%	GM FG%	31-67	54.4%	3PT%	6-13	46.2%	FT%	12-16	75.0%	Dead Ball Rebounds: 1, 0	
4 Andrew Rohde	G 23:14	3-7	0-0	0 0 0	0 3 3	0 0 6	5	6	2	0	0	1	3 rd FG%	18-28	64.3%	3PT%	6-8	75.0%	FT%	7-8	87.5%	GM FG%	31-67	54.4%	3PT%	6-13	46.2%	FT%	12-16	75.0%	Dead Ball Rebounds: 1, 0	
11 Isaac McKneely	G 14:28	3-4	2-2	0-0	0 1 1	1 2 8	1	0	0	0	1	22	4 th FG%	18-28	64.3%	3PT%	6-8	75.0%	FT%	7-8	87.5%	GM FG%	31-67	54.4%	3PT%	6-13	46.2%	FT%	12-16	75.0%	Dead Ball Rebounds: 1, 0	
13 Ryan Dunn	F 21:13	4-5	0-0	0 0 0	5 6 11	2 3 13	1	1	2	3	0	25	5 th FG%	18-28	64.3%	3PT%	6-8	75.0%	FT%	7-8	87.5%	GM FG%	31-67	54.4%	3PT%	6-13	46.2%	FT%	12-16	75.0%	Dead Ball Rebounds: 1, 0	
21 Donte Harris	25:08	0-2	0-0	0 0 0	0 5 5	2 2 3	3	3	0	0	0	19	6 th FG%	18-28	64.3%	3PT%	6-8	75.0%	FT%	7-8	87.5%	GM FG%	31-67	54.4%	3PT%	6-13	46.2%	FT%	12-16	75.0%	Dead Ball Rebounds: 1, 0	
34 Jacob Groves	20:41	4-6	2-2	1-2	3 6 9	1 1	11	2	1	1	0	29	7 th FG%	18-28	64.3%	3PT%	6-8	75.0%	FT%	7-8	87.5%	GM FG%	31-67	54.4%	3PT%	6-13	46.2%	FT%	12-16	75.0%	Dead Ball Rebounds: 1, 0	
10 Taine Murray	22:35	2-4	1-2	2-2	0 0 0	1 1 7	1	2	1	1	0	1	8 th FG%	18-28	64.3%	3PT%	6-8	75.0%	FT%	7-8	87.5%	GM FG%	31-67	54.4%	3PT%	6-13	46.2%	FT%	12-16	75.0%	Dead Ball Rebounds: 1, 0	
35 Leon Bond III	18:47	8-10	0-0	0 0 0	2 1 3	0 0 16	0	1	0	1	0	4	9 th FG%	18-28	64.3%	3PT%	6-8	75.0%	FT%	7-8	87.5%	GM FG%	31-67	54.4%	3PT%	6-13	46.2%	FT%	12-16	75.0%	Dead Ball Rebounds: 1, 0	
22 Jordan Minor	12:14	2-3	0-0	2-2	1 1 2	2 1 6	0	1	0	0	0	2	10 th FG%	18-28	64.3%	3PT%	6-8	75.0%	FT%	7-8	87.5%	GM FG%	31-67	54.4%	3PT%	6-13	46.2%	FT%	12-16	75.0%	Dead Ball Rebounds: 1, 0	
4 Bryce Walker	03:10	0-1	0-1	0-0	0 0 0	0 0 0	0	0	0	0	0	-3																				
24 Tristan How	02:27	0-0	0-0	0-0	0 0 0	1 0 0	0	0	0	0	0	-4																				
Team					0 1 1				0																							
Totals		31-57	6-13	12-16	11 31 42	11 13	80	22	8	7	10	2	29																			

NCT		UVA		Points from		NCT		UVA		Period by Period Scoring			
Biggest lead	0 (1 st 20:00)	34 (2 nd 5:44)		Turnovers	7 6			1st	2nd	TOT			
Best Scoring Run	6 (2 nd 16:51)	10 (1 st 8:55)		Paint	10 40			NCT	19	32	51		
Lead Changes	0			Second Chance	2 15			UVA	49	31	80		
Times Tied	1			Fast Breaks	9 3								
Time with Lead	00:00	39:21		Bench	14 42								

GAME 2 - VIRGINIA 73, FLORIDA 70




Official Basketball Box Score - Final
Virginia at Florida
11/02/23 Spectrum Center, Charlotte, N.C.
2023-24 Men's Basketball

Game Time: 7:00 PM
Game Duration: 2:06

Officials: Pat Adams, Lee Cassel, AJ Desai

Virginia - 73													Record: 2-0												
NO. Name	Min	FG M-A	3P M-A	FT M-A	Rebounds OR DR TOT	Fouls PF FD	TP	AS	TO	ST	Blocks BS BA	+/-	Shooting By Period												
2 Reece Beekman	G 33:40	5-13	2-4	1-4	1 2 3	1 4	13	5	1	3	1	1	1	1 st FG%	17-34	50.0%	3PT%	4-8	50.0%						
4 Andrew Rohde	G 35:39	3-6	1-3	0-0	1 1 2	1 2	7	2	1	2	0	0	5	FT%	1-2	50%									
11 Isaac McKneely	G 35:24	3-10	2-4	1-2	0 6 6	2 2	9	1	1	0	1	0	6	2 nd FG%	9-24	37.5%	3PT%	3-10	30.0%						
13 Ryan Dunn	G 32:47	3-7	0-3	0-0	1 7 8	2 2	6	2	1	7	0	0	8	FT%	13-22	59.1%	GM FG%	26-58	44.8%						
34 Jacob Groves	G 16:19	4-7	2-3	2-2	0 0 0	4 1	12	2	0	1	0	1	8	FT%	7-18	38.9%									
0 Blake Buchanan	26:52	4-7	0-0	10-16	5 2 7	2 8	18	1	1	0	0	1	8	Dead Ball Rebounds: 7, 0											
1 Dante Harris	15:17	3-5	0-1	0-0	0 0 0	1 0	6	2	0	2	0	0	1	3PT%	7-18	38.9%									
35 Leon Bond III	04:02	1-3	0-0	0-0	1 0 1	1 0	2	0	0	0	0	1	-3	FT%	14-24	58.3%									
Team					0 3 3																				
Totals		26-58	7-18	14-24	9 21 30	14 19	73	15	6	15	2	4	3												
Technical Fouls: NONE																									

GAME 5 - WISCONSIN 65, NO. 24 VIRGINIA 41



Official Basketball Box Score - Final

Wisconsin at Virginia

11/20/23 Suncoast Credit Union Arena, Fort Myers, Fla.

2023-24 Men's Basketball

Game Time: 6:00 PM

Game Duration: 1:47

Attendance: 3,500

Officials: Ted Valentine, Lee Cassell, KB Burdett


Wisconsin - 65

Record: 3-2

NO. Name	Min	FG M-A	3P M-A	FT M-A	Rebounds OR DR TOT	Fouls PF FD	TP	AS	TO	ST	Blocks BS BA	+/-	Shooting By Period		
5 Tyler Wahl	F 25:32	4-13	0-0	1-2	7 3 10	1 1	9	2	0	1	0 3	8	1 st FG%	10-33	30.3%
22 Steven Crowl	F 27:38	7-10	1-1	0-0	4 6 10	0 0	15	2	3	0	1 2	18	3PT%	3-8	37.5%
2 AJ Storr	G 21:12	2-6	1-2	2-2	2 4 6	0 1	7	2	2	1	0 1	6	FT%	5-6	83.3%
11 Max Klesmit	G 30:46	4-7	1-3	0-0	0 3 3	1 3	9	1	1	0	0 0	14	2 nd FG%	15-29	51.7%
23 Chucky Hepburn	G 29:30	1-8	1-4	0-0	0 0 0	2 2	3	6	0	1	0 1	17	3PT%	5-10	50.0%
4 Kamari McGee	14:01	1-3	1-1	0-0	0 0 0	1 0	3	2	0	0	0 0	19	GM FG%	25-62	40.3%
14 Carter Gilmore	13:25	2-2	0-0	0 0	1 3 4	0 0	4	0	1	0	0 0	16	3PT%	8-18	44.4%
25 John Blackwell	17:45	2-7	2-3	4-4	1 3 4	2 3	10	0	0	0	0 1	18	FT%	7-8	87.5%
31 Nolan Winter	11:19	1-3	1-2	0-0	1 2 3	0 0	3	0	0	1	0 0	6	Dead Ball Rebounds: 0, 0		
3 Connor Essagian	04:17	1-3	0-2	0-0	0 2 2	0 0	2	0	0	0	0 0	-2			
10 Isaac Lindsey	01:03	0-0	0-0	0 0	1 0 1	0 0	0	0	0	0	0 0	0			
21 Chris Hodges	01:03	0-0	0-0	0 0	0 0 0	0 0	0	0	0	0	0 0	0			
35 Markus Ilver	01:03	0-0	0-0	0 0	0 0 0	0 0	0	0	0	0	0 0	0			
12 Luke Haertle	00:43	0-0	0-0	0 0	1 1 0	0 0	0	0	0	0	0 0	0			
15 Isaac Gard	00:43	0-0	0-0	0 0	0 0 0	0 0	0	0	0	0	0 0	0			
Team					3 1 4		0		2						
Totals		25-62	8-18	7-8	20 28 48	7 10	65	15	9	4	1 8	24	Technical Fouls: NONE		

Virginia - 41												Record: 4-1											
NO. Name		Min	FG M-A	3P M-A	FT M-A	Rebounds OR DR TOT	Fouls PF FD	TP	AS	TO	ST	Blocks BS BA	+/-	Shooting By Period									
0	Blake Buchanan	F 14:29	0-2	0-0	0-0	2 1 3	1 1	0	0	1	0	2 1	-12	1 st FG%	5-21	23.8%							
2	Reece Beekman	G 34:05	6-12	2-3	3-3	1 3 4	1 3	17	7	2	2	0 0	-23	3PT%	2-7	28.6%							
4	Andrew Rohde	G 30:01	2-6	1-3	0-0	0 2 2	1 0	5	3	0	0	0 0	-16	FT%	6-6	100%							
11	Isaac McKneely	G 32:34	3-7	1-1	2-2	0 1 1	1 1	9	0	1	1	0 0	-9	2 nd FG%	10-25	40.0%							
13	Ryan Dunn	G 26:28	3-6	0-2	0-0	0 6 6	3 0	6	0	1	2	5 0	-5	3PT%	2-7	28.6%							
1	Dante Harris	17:21	0-3	0-1	0-0	0 1 1	1 0	0	0	2	0	0 0	-21	FT%	1-1	100%							
22	Jordan Minor	04:55	0-0	0-0	0-0	0 0 0	1 1	0	0	0	0	0 0	-2	GM FG%	15-46	32.6%							
34	Jacob Groves	20:47	1-7	0-3	2-2	0 2 2	1 1	4	0	1	0	0 0	-14	3PT%	4-14	28.6%							
35	Leon Bond III	13:21	0-1	0-0	0-0	0 0 0	0 0	0	0	0	0	1 0	-15	FT%	7-7	100.0%							
10	Taine Murray	05:59	0-2	0-1	0-0	0 0 0	0 0	0	0	0	0	0 0	-3	Dead Ball Rebounds: 0, 0									
Team						0 2 2		0		0													
Totals			15-46	4-14	7-7	3 18 21	10 7	41	10	8	5	1 8	24	Technical Fouls: NONE									

GAME 6 - NO. 24 VIRGINIA 56, WEST VIRGINIA 54



Official Basketball Box Score - Final

West Virginia at Virginia

11/22/23 Suncoast Credit Union Arena, Fort Myers, Fla.
2023-24 Men's Basketball

Game Time: 6:00 PM
Game Duration: 2:09
Attendance: 3,500

Officials: Brian Dorsey, Courtney Green, KB Burdett

West Virginia - 54

Record: 2-3

NO. Name	Min	FG M-A	3P M-A	FT M-A	Rebounds OR DR TOT	Fouls PF FD	TP	AS	TO	ST	Blocks BS BA	+/-
9 Ofri Naveh	F 26:24	0-2	0-0	0-0	3 4 7	2 1	0	3	2	1	0 0	5
11 Quirin Slazinski	F 30:36	5-14	2-6	5-5	0 5 5	3 2	17	0	1	0	0 0	-11
22 Josiah Harris	F 31:29	0-5	0-4	0-0	0 4 4	1 0	0	3	1	0	0 0	-1
7 Jesse Edwards	C 30:55	7-12	0-0	3-6	4 5 9	4 8	17	0	3	1	2 2	-4
2 Kobe Johnson	G 34:12	3-5	2-3	0-0	1 4 5	0 0	8	6	5	1	0 0	-1
14 Seth Wilson	32:55	3-11	3-8	0-0	1 2 3	0 1	9	0	2	0	0 1	-1
24 Pat Suernnick	13:29	1-2	0-0	1-2	2 1 3	3 2	3	0	0	0	0 0	3
Team					1 4 5		0		2			
Totals		19-51	7-21	9-13	12 29 41	13 14	54	12	16	3	2 3	-2

Dead Ball Rebounds: 2, 0

Technical Fouls:Slazinski 2nd 6:38

Virginia - 56

Record: 5-1

NO. Name	Min	FG M-A	3P M-A	FT M-A	Rebounds OR DR TOT	Fouls PF FD	TP	AS	TO	ST	Blocks BS BA	+/-
0 Blake Buchanan	F 13:55	0-2	0-0	2-2	0 2 2	5 2	2	0	1	0	2 1	5
2 Reece Beekman	G 35:37	5-11	1-4	1-2	0 4 4	0 1	12	5	4	4	0 0	-1
4 Andrew Rohde	G 28:30	2-4	0-1	2-4	0 1 1	0 2	6	1	0	0	0 0	3
11 Isaac McKneely	G 35:39	2-9	2-5	2-2	0 5 5	1 2	8	2	2	1	0 1	10
13 Ryan Dunn	G 28:58	5-11	0-3	3-6	2 3 5	3 5	13	0	1	2	1 0	3
22 Jordan Minor	01:40	1-1	0-0	0-0	0 0 0	2 0	2	0	0	0	0 0	0
35 Leon Bond III	21:05	4-8	0-1	0-0	4 3 7	1 0	8	2	1	0	0 0	0
34 Jacob Groves	21:01	2-5	1-3	0-0	0 0 0	2 0	5	0	0	1	0 0	-9
1 Dante Harris	08:35	0-1	0-1	0-0	0 2 2	1 0	0	0	0	0	0 0	-2
10 Taine Murray	05:00	0-0	0-0	0-0	0 0 0	0 0	0	0	0	0	0 0	1
Team					0 2 2		0		0			
Totals		21-52	4-18	10-16	6 22 28	15 12	56	10	9	8	3 2	2

Dead Ball Rebounds: 2, 0

Technical Fouls:McKneely 2nd 6:38

Biggest lead

WVU

UVA

3 (1st 13:52)

10 (2nd 13:18)

Best Scoring Run

9 (2nd 8:41)

6 (2nd 16:47)

Lead Changes

16

Times Tied

11

Time with Lead

05:10

25:53

Points from Turnovers

WVU 4

UVA 18

Paint

WVU 16

UVA 24

Second Chance

WVU 8

UVA 7

Fast Breaks

WVU 8

UVA 4

Bench

WVU 12

UVA 15

Period by Period Scoring

1st

2nd

TOT

23

31

54

26

30

56

GAME 7 - VIRGINIA 59, NO. 14 TEXAS A&M 47

NCAA

<

GAME 9 - VIRGINIA 77, NCCU 47



Official Basketball Box Score - Final
N.C. Central at Virginia
12/05/23 John Paul Jones Arena, Charlottesville
Virginia vs NC Central Men's Basketball

Game Time: 7:00 PM
Game Duration: 1:49
Attendance: 13,459

Officials: Lamar Simpson, Joe Lindsay, Bart Lenox

N.C. Central - 47

Record: 4-6

NO. Name	Min	FG M-A	3P M-A	FT M-A	Rebounds OR DR TOT	Fouls PF FD	TP	AS	TO	ST	Blocks BS BA	+/-
12 Perry Smith Jr.	F 37:28	6-8	0-1	0-0	1 5 6	2 0	12	0	1	0	2 0	-32
3 Terrence Crawford	G 06:36	0-1	0-1	0-0	0 0 0	0 0	0	1	0	0	0 0	-5
30 Josh Smith	G 29:39	3-12	1-3	3-5	1 3 4	1 4	10	2	4	0	0 2	-29
31 Cobey Harraway	G 19:45	0-3	0-2	1-2	1 2 3	1 1	1	0	0	0	0 0	-18
35 Po'Boigh King	G 31:35	2-13	0-3	0-0	1 4 5	1 2	4	2	1	2	0 2	-31
11 Keishon Porter	33:24	2-6	0-1	4-5	3 4 7	3 4	8	0	0	0	1 2	-25
5 Timmy Aeddie	10:32	0-1	0-1	0-0	1 4 5	1 1	0	1	0	2	0 0	-9
1 Guy Fautierory	23:39	2-7	2-5	5-5	0 1 1	2 3	11	1	3	0	0 0	-10
2 Kyle Dickson	04:50	0-0	0-0	1-4	0 3 3	1 2	1	1	0	1	0 0	7
22 Chris Daniels	02:32	0-0	0-0	0-0	0 0 0	0 0	0	0	0	0	0 0	2
Team					0 0 0		0	0				
Totals		15-51	3-17	14-21	7 23 30	11 17	47	8	9	5	3 6	-30

Shooting By Period		
1 st FG%	7-24	29.2%
3PT%	1-7	14.3%
FT%	2-2	100%
2 nd FG%	8-27	29.6%
3PT%	2-10	20.0%
FT%	12-19	63.2%
GM FG%	15-51	29.4%
3PT%	3-17	17.6%
FT%	14-21	66.7%
Dead Ball Rebounds: 2, 0		

Technical Fouls: NONE

Virginia - 77

Record: 8-1

NO. Name	Min	FG M-A	3P M-A	FT M-A	Rebounds OR DR TOT	Fouls PF FD	TP	AS	TO	ST	Blocks BS BA	+/-
2 Reece Beekman	G 19:48	3-7	0-2	2-2	0 4 4	0 1	8	4	0	4	0 1	19
4 Andrew Rohde	G 21:52	1-4	1-3	0-2	0 1 1	0 1	3	6	1	0	1 0	25
11 Isaac McKneely	G 25:57	8-11	6-8	0-0	2 2 2	0 1	22	1	0	0	1 0	29
13 Ryan Dunn	G 20:33	3-3	0-0	0-0	1 5 6	2 0	6	2	0	1	1 0	18
34 Jacob Groves	G 13:29	1-3	0-2	0-0	1 1 2	0 0	2	2	0	0	0 0	12
0 Blake Buchanan	25:03	4-7	0-0	1-2	3 3 6	2 2	9	1	1	2	1 1	15
12 Elijah Gertrude	16:46	6-11	1-5	0-0	0 0 0	4 0	13	1	0	0	0 0	14
35 Leon Bond III	21:18	6-8	1-1	1-2	1 8 9	3 3	14	3	0	0	2 0	21
10 Taine Murray	16:43	0-0	0-0	0-0	0 4 4	2 0	0	1	1	0	0 0	6
22 Jordan Minor	11:41	0-1	0-0	0-0	0 3 3	2 0	0	2	2	0	0 1	-3
24 Tristan How	03:25	0-0	0-0	0-0	0 0 0	0 0	0	1	0	0	0 0	-3
42 Bryce Walker	03:25	0-1	0-0	0-0	0 0 0	0 0	0	0	0	0	0 0	-3
Team					1 3 4		0	0				
Totals		32-59	9-21	4-8	6 34 40	17 11	77	24	5	7	6 3	30

Shooting By Period		
1 st FG%	17-29	58.6%
3PT%	7-15	46.7%
FT%	0-2	0%
2 nd FG%	15-30	50.0%
3PT%	2-6	33.3%
FT%	4-6	66.7%
GM FG%	32-59	54.2%
3PT%	9-21	42.9%
FT%	4-8	50%
Dead Ball Rebounds: 2, 0		

Technical Fouls: NONE

	NCC		UVA		Points from		NCC		UVA		Period by Period Scoring			
Biggest lead	0 (1 st 20:00)		39 (2 nd 5:22)		Turnovers		6	15			1st	2nd	TOT	
Best Scoring Run	6 (2 nd 4:20)		12 (1 st 5:25)		Paint		22	32						
Lead Changes	0				Second Chance		8	6			NCC	17	30	47
Times Tied	0				Fast Breaks		10	22						
Time with Lead	00:00	38:52			Bench		20	36			UVA	41	36	77

GAME 10 - NO. 22 VIRGINIA 56, NORTHEASTERN 54



Official Basketball Box Score - Final
Northeastern at Virginia
12/16/23 John Paul Jones Arena, Charlottesville
#22 Virginia vs Northeastern Men's Basketball

Game Time: 6:00 PM
Game Duration: 1:56
Attendance: 13,576

Officials: Roger Ayers, Tony Henderson, Adam Frole

Northeastern - 54

Record: 4-7

NO. Name	Min	FG M-A	3P M-A	FT M-A	Rebounds OR DR TOT	Fouls PF FD	TP	AS	TO	ST	Blocks BS BA	+/-
33 Chris Doherty	F 35:22	6-10	0-0	0-0	2 7 9	1 2	12	5	6	0	0 2	6
0 Joe Pridden	G 32:51	5-12	1-4	0-2	1 12 13	4 1	11	4	5	0	1 2	-5
1 Masai Troutman	G 26:12	4-7	1-3	0-0	2 3 5	5 2	9	2	1	1	0 0	12
9 Luka Sakota	G 28:04	3-9	1-7	0-0	0 0 0	0 2	7	4	0	1	0 0	4
13 Jared Turner	G 31:54	3-7	3-7	0-0	0 2 2	3 2	9	0	1	0	0 0	7
4 Rashad King	14:02	0-1	0-1	0-0	1 1 1	1 0	0	1	0	1	1 0	-8
10 Harold Woods	22:27	2-4	0-1	0-1	1 1 2	1 1	4	1	1	0	0 0	-9
45 Collin Metcalf	02:38	0-0	0-0	0-0	0 0 0	2 0	0	1	2	0	0 0	-3
2 Glen McClintock	01:58	0-0	0-0	0-0	0 0 0	0 0	0	0	1	0	0 0	-6
21 Bryce Johnson	04:32	1-1	0-0	0-0	1 1 1	0 0	2	0	0	0	0 0	-8
Team					1 3 4		0	0				
Totals		24-51	6-23	0-3	7 28 35	17 10	54	18	17	3	2 4	-2

Technical Fouls: NONE

Virginia - 56

Record: 9-1

NO. Name	Min	FG M-A	3P M-A	FT M-A	Rebounds OR DR TOT	Fouls PF FD	TP	AS	TO	ST	Blocks BS BA	+/-
2 Reece Beekman	G 33:45	9-18	0-2	3-4	2 4 6	1 3	21	5	1	2	0 0	-4
4 Andrew Rohde	G 31:28	0-5	0-3	0-1	0 2 2	1 1	0	6	0	0	0 0	-4
11 Isaac McKneely	G 36:44	3-12	2-6	0-0	1 3 4	2 2	8	0	1	2	0 1	-5
13 Ryan Dunn	G 28:45	2-5	0-1	1-2	1 3 4	1 2	5	1	2	0	2 1	-7
34 Jacob Groves	G 21:32	3-5	0-2	2-2	0 1 1	3 2	8	0	1	0	1 0	15
0 Blake Buchanan	16:05	1-1	0-0	1-4	1 0 1	0 2	3	1	0	2	0 0	-16
35 Leon Bond III	13:38	3-4	0-0	0-0	0 1 1	1 0	6	0	0	0	0 0	12
12 Elijah Gertrude	14:47	1-3	0-0	3-5	0 5 5	1 4	5	0	0	2	1 0	12
10 Taine Murray	03:16	0-0	0-0	0-0	0 0 0	0 1	0	0	0	0	0 0	7
Team					1 3 4		0	0				
Totals		22-53	2-14	10-18	6 22 28	10 17	56	13	5	8	4 2	2

Technical Fouls: NONE

	NUH		UVA		Points from		NUH		UVA		Period by Period Scoring							
Biggest lead	13 (2 nd 17:56)		3 (2 nd 5:43)		Turnovers		10		19				1st		2nd		TOT	
Best Scoring Run	9 (1 st 1:34)		11 (1 st 4:32)		Paint		32		32									
Lead Changes	7				Second Chance		4		6		NUH		30		24		54	
Times Tied	5				Fast Breaks		6		5									
Time with Lead	32:15		04:02		Bench		6		14		UVA		24		32		56	

GAME 11 - NO. 23 MEMPHIS 77, NO. 22 VIRGINIA 54



Official Basketball Box Score - Final
Virginia at Memphis
12/19/23 FedExForum, Memphis
2023-24 Men's Basketball

Game Time: 6:00 PM
Game Duration: 2:00
Attendance: 15,550

Officials: Joe Lindsay, Steven Anderson, Ron Grover

Virginia - 54

Record: 9-2

NO. Name	Min	FG M-A	3P M-A	FT M-A	Rebounds OR DR TOT	Fouls PF FD	TP	AS	TO	ST	Blocks BS BA	+/-
2 Reece Beekman	G 33:08	5-8	2-3	1-1	0 5 5	2 2	13	4	5	1	0 0	-22
4 Andrew Rohde	G 22:21	0-5	0-4	0-0	0 2 2	3 1	0	4	1	1	0 0	-27
11 Isaac McKneely	G 32:05	1-8	0-5	4-4	0 1 1	1 3	6	2	4	0	0 0	-15
13 Ryan Dunn	G 26:20	5-14	0-1	1-3	8 8 13	2 1	3	11	0	1	2 2	-21
34 Jacob Groves	G 25:45	5-7	2-3	0-0	0 3 3	2 1	12	0	0	2	0 0	-10
35 Leon Bond III	21:41	3-5	0-0	0-0	1 0 1	0 2	6	0	1	0	0 0	-4
0 Blake Buchanan	06:00	0-1	0-0	0-0	0 2 2	2 0	0	1	1	0	0 0	-6
12 Elijah Gertrude	11:22	2-5	0-1	0-1	0 1 1	2 1	4	0	3	2	0 0	-4
10 Taine Murray	18:00	0-2	0-2	0-0	0 2 2	0 0	0	3	1	0	0 1	-1
22 Jordan Minor	03:18	1-1	0-0	0-1	1 1 2	0 1	2	0	0	0	0 0	-4
Team					1 1 2		0	0	1			
Totals		22-56	4-19	6-10	11 21 32	16 14	54	14	18	8	2 2	-23

Shooting By Period		
1 st FG%	13-26	50.0%
3PT%	3-9	33.3%
FT%	3-5	60%
2 nd FG%	9-30	30.0%
3PT%	1-10	10.0%
FT%	3-5	60%
GM FG%	22-56	39.3%
3PT%	4-19	21.1%
FT%	6-10	60.0%
Dead Ball Rebounds: 1, 2		

Technical Fouls: NONE

Memphis - 77

Record: 9-2

NO. Name	Min	FG M-A	3P M-A	FT M-A	Rebounds OR DR TOT	Fouls PF FD	TP	AS	TO	ST	Blocks BS BA	+/-
2 Nick Jourdain	F 21:30	1-3	0-1	0-0	0 2 2	3 2	2	2	0	3	0 0	8
8 David Jones	F 28:07	8-15	2-3	8-8	0 4 4	1 4	26	2	2	1	1 1	25
23 Malcolm Dandridge	C 21:04	3-4	0-0	3-5	2 6 8	2 4	9	2	1	3	0 0	26
10 Jaykwon Walton	G 26:24	3-8	0-3	0-0	2 3 5	1 2	6	1	2	2	0 0	18
11 Jahvon Quinerly	G 31:57	3-7	3-6	0-0	0 4 4	2 1	9	5	3	2	0 0	24
4 Ashton Hardaway	07:06	2-3	2-3	0-0	0 1 1	0 0	6	0	1	0	0 0	-4
9 Caleb Mills	25:59	4-7	2-3	1-2	0 0 0	3 2	11	0	1	2	1 0	14
1 Jaylinton Young	17:44	1-5	0-1	0-0	1 2 3	2 0	2	0	0	1	0 1	3
25 Jayden Hardaway	14:30	1-3	0-2	2-2	0 1 1	0 1	4	0	0	1	0 0	-2
5 Carl Cherefant	02:19	0-0	0-0	0-0	0 0 0	0 0	0	0	1	0	0 0	-1
0 Jonathan Pierre	01:40	0-1	0-1	0-0	0 0 0	0 0	0	0	0	0	0 0	-1
30 JJ Taylor	01:40	0-0	0-0	0-0	0 1 1	0 0	0	0	0	0	0 0	1
Team					1 2 3		2	1				
Totals		27-57	9-23	14-17	6 26 32	14 16	77	12	12	15	2 2	23

Shooting By Period		
1 st	FG%	13-28 46.4%
	3PT%	5-11 45.5%
	FT%	7-8 87.5%
2 nd	FG%	14-29 48.3%
	3PT%	4-12 33.3%
	FT%	7-9 77.8%
GM	FG%	27-57 47.4%
	3PT%	9-23 39.1%
	FT%	14-17 82.4%
Dead Ball Rebounds: 4, 0		

GAME 13 - NOTRE DAME 76, VIRGINIA 54



Official Basketball Box Score - Final
Virginia at Notre Dame
12/30/23 Purcell Pavilion at the Joyce Center, Notre Dame
2023-24 Men's Basketball

Game Time: 12:00 PM
Game Duration: 2:05
Attendance: 7,784

Officials: Jamie Luckie, Ted Valentine, Isaac Barnett

Virginia - 54

Record: 10-3 (1-1)

NO. Name	Min	FG M-A	3P M-A	FT M-A	Rebounds OR DR TOT	Fouls PF FD	TP	AS	TO	ST	Blocks BS BA	+/-
2 Reece Beekman	G 33:35	5-15	0-4	5-8	1 2 3	1 5	15	4	5	0	0 0	-20
4 Andrew Rohde	G 29:31	2-8	1-4	0-1	0 2 2	1 1	5	1	0	0	0 0	-18
11 Isaac McKneely	G 33:24	2-7	1-3	2-3	0 4 4	2 1	7	2	1	2	0 0	-25
13 Ryan Dunn	G 24:09	6-9	0-0	1-2	4 1 5	3 2	13	1	2	1	0 0	-13
34 Jacob Groves	G 18:13	2-3	0-0	0-0	0 1 1	3 0	4	0	0	1	0 0	-11
35 Leon Bond III	19:17	0-3	0-0	0-0	1 2 3	0 2	0	2	0	2	0 0	-8
0 Blake Buchanan	08:34	0-3	0-0	0-0	0 1 1	3 0	0	0	0	0	1 0	1
10 Taine Murray	14:06	1-1	0-0	0-2	1 0 1	1 1	2	0	0	0	0 0	-8
12 Elijah Gertrude	10:34	2-4	0-0	2-2	0 3 3	0 1	6	0	2	2	0 0	-4
22 Jordan Minor	08:37	1-2	0-0	0-0	2 0 2	0 1	2	0	1	0	0 1	-4
Team					1 1 2		0		0			
Totals		21-55	2-11	10-18	10 17 27	14 14	54	10	11	8	1 1	-22

Technical Fouls: NONE

Shooting By Period	1st FG%	2nd FG%	3rd FG%	GM FG%	FT%
1st FG%	9-25 36.0%				
3PT%	1-6 16.7%				
FT%	5-7 71.4%				
2nd FG%	12-30 40.0%				
3PT%	1-5 20.0%				
FT%	5-11 45.5%				
GM FG%	21-55 38.2%				
FT%	2-11 18.2%				
FT%	10-18 55.6%				

Dead Ball Rebounds: 2, 0

Notre Dame - 76

Record: 6-7 (1-1)

NO. Name	Min	FG M-A	3P M-A	FT M-A	Rebounds OR DR TOT	Fouls PF FD	TP	AS	TO	ST	Blocks BS BA	+/-
0 Carey Booth	F 22:48	6-9	2-5	3-5	2 7 9	3 3	17	0	2	2	0 0	23
13 Tae Davis	F 12:56	1-1	0-0	0-0	2 3 5	0 1	2	1	1	1	0 0	1
14 Kebba Njie	F 30:36	3-5	0-0	4-4	2 4 6	3 3	10	1	1	0	0 0	23
3 Markus Burton	G 33:29	6-10	2-3	1-1	0 3 3	2 1	15	8	4	1	0 0	25
20 J.R. Konieczny	G 31:59	6-8	4-5	1-2	1 7 8	1 2	17	1	2	0	0 0	25
1 Julian Roper II	17:08	1-4	1-2	0-0	1 1 2	3 2	3	0	1	0	0 0	6
2 Logan Imes	13:48	0-2	0-1	2-2	0 1 1	0 1	2	0	0	1	0 0	14
11 Braeden Shrewsberry	17:04	1-4	1-4	2-3	0 0 0	1 1	5	1	1	2	0 0	6
25 Matt Zona	06:42	1-3	0-0	0-0	2 1 3	0 0	2	1	0	0	0 0	2
4 Alex Wade	02:42	0-0	0-0	0-0	0 0 0	0 0	0	1	1	0	0 0	-3
5 Raheem Brailton	02:42	0-0	0-0	0-0	0 0 0	0 0	0	0	0	0	0 0	-3
12 Tony Sanders Jr.	01:51	1-2	1-2	0-0	0 1 1	0 0	3	0	0	0	0 0	0
22 Thomas Crowe	02:42	0-1	0-0	0-0	0 0 0	1 0	0	0	0	0	0 0	-3
23 Zane Harbaugh	01:51	0-1	0-1	0-0	0 1 1	0 0	0	0	0	0	0 0	0
10 JT Kelly	00:51	0-0	0-0	0-0	0 0 0	0 0	0	0	0	0	0 0	-3
15 Thomas Hattan	00:51	0-1	0-0	0-0	1 0 1	0 0	0	0	0	0	0 0	-3
Team					0 1 1		0		2			
Totals		26-51	11-23	13-17	10 30 40	14 14	76	14	8	1 1	22	

Technical Fouls: NONE

Shooting By Period	1st FG%	2nd FG%	3rd FG%	GM FG%	FT%
1st FG%	16-23 69.6%				
3PT%	7-10 70.0%				
FT%	2-4 50%				
2nd FG%	10-28 35.7%				
3PT%	4-13 30.8%				
FT%	11-13 84.6%				
GM FG%	26-51 51.0%				
FT%	11-23 47.8%				
FT%	13-17 76.5%				

Dead Ball Rebounds: 2, 0

	UVA	ND
Biggest lead	0 (1 st 20:00)	28 (2 nd 1:43)
Best Scoring Run	9 (2 nd 17:22)	13 (1 st 15:56)
Lead Changes	0	
Times Tied	0	
Time with Lead	00:00	39:35

Points from	UVA	ND
Turnovers	12	10
Paint	30	22
Second Chance	8	5
Fast Breaks	6	3
Bench	10	15

Period by Period Scoring	1st	2nd	TOT
UVA	24	30	54
ND	41	35	76

GAME 14 - VIRGINIA 77, LOUISVILLE 53



Official Basketball Box Score - Final
Louisville at Virginia
01/03/24 John Paul Jones Arena, Charlottesville
Virginia vs Louisville Men's Basketball

Game Time: 7:00 PM
Game Duration: 1:51
Attendance: 13,703

Officials: Ron Groover, Paul Szele, Lee Cassell

Louisville - 53

Record: 5-8 (0-2)

NO. Name	Min	FG M-A	3P M-A	FT M-A	Rebounds OR DR TOT	Fouls PF FD	TP	AS	TO	ST	Blocks BS BA	+/-
0 Mike James	F 29:12	4-10	0-4	3-4	0 4 4	4 2	11	2	2	0	0 1	-14
5 Brandon Huntley-Hatfield	F 33:02	3-6	0-1	3-4	1 4 5	2 7	9	2	1	0	1 2	-13
13 Danilo Jovanovich	F 24:44	2-5	0-2	0-0	3 1 4	1 0	4	2	0	1	0 1	-17
4 Ty-Laur Johnson	G 25:56	2-5	0-2	2-3	1 2 3	2 4	6	1	4	0	1 0	-20
55 Skyy Clark	G 34:34	3-8	2-6	0-0	0 5 5	1 1	8	2	1	0	0 0	-19
1 Curtis Williams	26:04	5-12	4-10	0-0	0 0 0	0 0	14	0	0	0	0 0	-14
10 Kaleb Glenn	16:35	0-1	0-0	0-0	0 3 3	0 0	0	0	0	1	0 0	-11
23 Alexander Payne	04:00	0-0	0-0	0-0	0 2 2	0 0	0	0	0	0	0 0	-5
15 Hercy Miller	03:53	0-0	0-0	1-2	0 0 0	1 1	1	1	0	0	0 0	-5
33 Aidan McCool	02:00	0-0	0-0	0-0	0 0 0	0 0	0	0	0	0	0 0	-1
Team					0 1 1		0		0			
Totals		19-47	6-25	9-13	5 22 27	11 15	53	10	8	2	2 4	-24

Technical Fouls: NONE

Shooting By Period	1st FG%	2nd FG%	3rd FG%	GM FG%	FT%
1st FG%	9-22 40.9%				
3PT%	2-13 15.4%				
FT%	2-3 66.7%				
2nd FG%	10-25 40.0%				
3PT%	4-12 33.3%				
FT%	7-10 70%				
GM FG%	19-47 40.4%				
FT%	6-25 24.0%				
FT%	9-13 69.2%				

Dead Ball Rebounds: 2, 0

Virginia - 77

Record: 11-3 (2-1)

NO. Name	Min	FG M-A	3P M-A	FT M-A	Rebounds OR DR TOT	Fouls PF FD	TP	AS	TO	ST	Blocks BS BA	+/-
2 Reece Beekman	G 30:46	4-7	1-3	2-3	0 1 1	1 3	11	8	2	3	0 0	16
4 Andrew Rohde	G 30:33	3-9	2-6	0 0	2 2 2	1 1	8	2	0	0	0 0	27
11 Isaac McKneely	G 19:25	7-11	4-7	0-0	0 2 2	4 0	18	2	0	0	0 0	20
13 Ryan Dunn	G 31:02	7-8	0-0	1-3	2 8 10	1 4	15	1	1	1	3 0	24
34 Jacob Groves	G 33:43	2-8	1-5	2-2	3 6 9	3 1	7	1	0	0	0 0	18
0 Blake Buchanan	19:14	2-5	0-0	2-2	1 4 5	3 2	6	1	0	0	1 1	7
10 Taine Murray	18:15	5-6	2-3	0-0	0 0 0	0 0	12	2	0	1	0 0	-7
12 Elijah Gertrude	07:06	0-3	0-2	0-0	0 0 0	1 0	0	1	0	0	0 0	-2
35 Leon Bond III	07:56	0-1	0-0	0-0	3 1 4	0 0	0	2	0	1	0 0	2
22 Jordan Minor	02:00	0-0	0-0	0-0	0 0 0	0 0	0	0	0	0	0 0	1
Team					0 1 1		0		0			
Totals		30-58	10-26	7-10	9 25 34	15 11	77	20	3	6	4 2	24

Technical Fouls: NONE

	LOU	UVA
Biggest lead	3 (1 st 18:52)	24 (2 nd 6:02)
Best Scoring Run	5 (2 nd 5:19)	9 (1 st 0:41)
Lead Changes	1	
Times Tied	2	
Time with Lead	01:30	36:22

Points from	LOU	UVA
Turnovers	5	11
Paint	22	30
Second Chance	4	10
Fast Breaks	5	2
Bench	15	18

Period by Period Scoring	1st	2nd	TOT
LOU	22	31	53
UVA	37	40	77

GAME 15 - NC STATE 76, VIRGINIA 60



Official Basketball Box Score - Final
Virginia at NC State
01/06/24 PNC Arena, Raleigh
2023-24 Men's Basketball

Game Time: 2:00 PM
Game Duration: 1:49
Attendance: 14,821

Officials: Bert Smith, Clarence Armstrong, Justin Porterfield

Virginia - 60

Record: 11-4 (2-2)

NO. Name	Min	FG M-A	3P M-A	FT M-A	Rebounds OR DR TOT	Fouls PF FD	TP	AS	TO	ST	Blocks BS BA	+/-
0 Blake Buchanan	F 23:24	2-3	0-0	0-2	1 4 5	2 2	4	0	0	1	0 0	-4
2 Reece Beekman	G 33:04	4-7	0-0	4-4	0 2 2	2 3	12	10	1	1	0 0	-13
4 Andrew Rohde	G 30:59	1-6	0-3	0-0	0 3 3	0 0	2	2	3	0	0 0	-13
11 Isaac McKneely	G 31:54	6-13	4-7	2-2	0 3 3	3 2	18	0	3	2	0 0	-28
13 Ryan Dunn	G 32:11	7-9	1-2	1-3	2 5 7	3 2	16	1	1	1	0 0	-12
34 Jacob Groves	12:00	1-6	0-2	0-0	0 1 1	0 0	2	0	0	0	0 0	-12
10 Taine Murray	17:47	0-2	0-0	0-0	1 3 4	0 0	0	1	0	1	0 0	0
35 Leon Bond III	03:38	0-3	0-0	0-0	0 0 0	1 0	0	0	0	0	0 0	-7
12 Elijah Gertrude	07:32	0-2	0-1	0-0	0 1 1	1 0	0	0	0	0	1 1	5
22 Jordan Minor	07:31	2-2	0-0	2-2	1 2 3	0 1	6	0	0	0	0 0	4
Team					0 2 2		0		0			
Totals		23-53	5-15	9-13	5 26 31	11 9	60	14	8	6	2 2	-16

Technical Fouls: NONE

Shooting By Period	1st FG%	2nd FG%	3rd FG%	GM FG%	FT%
1st FG%	11-27 40.7%				
3PT%	1-8 12.5%				
FT%	5-7 71.4%				
2nd FG%	12-26 46.2%				
3PT%	4-7 57.1%				
FT%	4-6 66.7%				
GM FG%	23-53 43.4%				
3PT%	5-15 33.3%				
FT%	9-13 69.2%				


Dead Ball Rebounds: 2, 0

NC State - 76

Record: 11-3 (3-0)

NO. Name	Min	FG M-A	3P M-A	FT M-A	Rebounds OR DR TOT	Fouls PF FD	TP	AS	TO	ST	Blocks BS BA	+/-
30 D.J. Burns Jr.	F 21:58	3-6	0-0	0-1	0 2 2	2 1	6	4	1	1	0 0	15
0 DJ Horne	G 31:33	5-11	2-7	2-2	0 6 6	3 1	14	3	0	2	0 0	15
1 Jayden Taylor	G 31:57	4-	2-5	5-5	0 1 1	0 3	15	0	2	0	1 1	11
11 Dennis Parker, Jr.	G 24:00	5-8	3-5	2-2	1 3 4	1 3	15	0	2	1	0 0	11
14 Casey Mossall	G 32:54	2-9	0-2	0-2	0 2 2	1 1	15	2	1	0	0 0	11
12 Michael O'Connell	26:56	2-5	1-2	1-2	0 3 3	1 2	6	5	0	0	0 0	11
34 Ben Middlebrooks	18:03	4-4	0-0	0-0	1 6 7	2 0	8	0	0	1	0 1	11
23 Mohamed Diarra	02:37	0-1	0-0	0-0	1 2 3	0 0	0	0	0	0	0 0	11
3 MJ Rice	10:03	3-4	1-2	0-0	2 2 4	0 0	7	0	0	1	0 0	3
Team					0 0 0			0	0			
Totals		28-57	10-28	10-12	5 27 32	9 11	76	14	6	6	2 2 16	

GAME 17 - VIRGINIA 65, VIRGINIA TECH 57



Official Basketball Box Score - Final

Virginia Tech at Virginia

01/17/24 John Paul Jones Arena, Charlottesville

Virginia vs Virginia Tech Men's Basketball Commonwealth Clash

Game Time: 7:00 PM

Game Duration: 1:55

Attendance: 14,547

Virginia Tech - 57

Record: 10-7 (2-4)

Officials: Bill Covington, Jr., Brian O'Connell, Tony Henderson

NO.	Name		Min	FG	3P	FT	Reb		Fouls	PF	FD	TP	AS	TO	ST	Blocks		+/-	
				M-A	M-A	M-A	OR	DR								BS	BA		
31	Robbie Beran	F	18:39	4-7	2-4	0-0	0	6	6	4	1	10	0	2	0	1	0	-3	
15	Lynn Kidd	C	16:13	1-3	0-0	0-0	0	2	2	0	0	2	2	1	0	0	0	-8	
0	Hunter Cattoor	G	38:23	5-10	2-5	0-0	0	4	4	4	3	12	3	1	2	0	0	-6	
2	MJ Collins	G	33:59	1-3	1-3	0-0	0	1	1	2	0	3	2	0	1	0	0	-3	
3	Sean Pedulla	G	32:47	6-16	4-9	2-2	1	5	6	2	2	18	5	7	0	0	2	-4	
4	Mekhi Long	G	08:39	1-3	0-1	0-0	0	2	2	0	0	2	0	0	0	0	0	-3	
23	Tyler Nickel		23:57	2-8	2-7	2-2	0	4	4	0	2	8	1	3	0	0	0	-6	
34	Mylijael Poteat		20:10	1-3	0-0	0-0	3	2	5	2	3	2	1	1	0	0	0	-3	
10	Brandon Rechsteiner		07:13	0-1	0-1	0-0	0	2	2	0	0	0	0	0	0	0	0	-4	
Team								0	0	0	0	0	0	0	0	0			
Totals				21-54	11-30	4-4	4	28	32	14	11	57	14	15	3	1	2	-8	

Technical Fouls:NONE

Shooting By Period

1 st FG	6-22	27.3%
3PT ¹	4-12	33.3%
FT ¹	2-2	100%
2 nd FG	15-32	46.9%
3PT ²	7-18	38.9%
FT ²	2-2	100%
GM FG	21-54	38.9%
3PT ³	11-30	36.7%
FT ³	4-4	100.0%

Dead Ball Fouls: 0, 0


Shooting By Period		
1 st FG%	6-22	27.3%
3PT%	4-12	33.3%
FT%	2-2	100%
2 nd FG%	15-32	46.9%
FT%	2-2	100%
3PT%	7-18	38.9%
GM FG%	21-54	38.9%
3PT%	11-30	36.7%
FT%	4-4	100.0%
Dead Ball Rebounds: 0, 0		

Virginia - 65		Record: 12-5 (3-3)																
NO. Name		Min	FG		3P	FT	Rebounds		Fouls	PF	FD	TP	AS	TO	ST	Blocks		+/-
			M	A			M	A								OR	DR	
22 Jordan Minor	F	26:29	5-8	0-0	6-8	2	3	5	3	4	16	2	1	2	0	1	4	
2 Reece Beekman	G	37:48	6-13	2-3	2-3	0	4	4	0	3	16	4	4	4	0	0	3	
4 Andrew Rohde	G	24:59	0-4	0-3	0-0	0	2	2	1	1	0	3	0	1	0	0	6	
11 Isaac McKneely	G	34:21	3-8	0-2	2-2	0	2	2	1	1	8	3	1	1	0	0	7	
13 Ryan Dunn	G	25:46	3-4	0-0	0-0	1	6	7	2	2	6	0	1	1	1	0	3	
1 Dante Harris		16:57	2-5	0-2	1-3	0	2	2	3	2	5	5	0	1	1	0	5	
0 Blake Buchanan		11:22	4-5	0-0	0-0	1	2	3	0	1	8	1	0	0	0	0	7	
34 Jacob Groves		14:49	2-5	2-4	0-0	1	2	3	1	0	6	0	0	0	0	0	2	
35 Leon Bond III		04:54	0-1	0-0	0-0	0	1	1	0	0	0	0	0	0	0	0	6	
10 Taine Murray		02:34	0-1	0-0	0-0	0	0	0	0	0	0	0	0	0	0	0	-3	
Team						0	4	4			0		0					
Totals			25-54	4-14	11-16	5	28	33	11	14	65	18	7	10	2	1	8	
Technical Fouls:NONE																		
<div>Shooting By Period</div> <div>1st FG% 10-30 33.3%</div> <div>2nd FG% 4-10 40.0%</div> <div>3rd FG% 1-2 50%</div> <div>4th FG% 15-24 62.5%</div> <div>FT% 0-4 0.0%</div> <div>FT% 10-14 71.4%</div> <div>GM FG% 25-54 46.3%</div> <div>3PT% 4-14 28.6%</div> <div>FT% 11-16 68.8%</div> <div>Dead Ball Rebounds: 1, 1</div>																		

	VAT	UVA		
Biggest lead	4 (1 st 18:34)	13 (2 nd 16:25)	Points from Turnovers	6 6
Best Scoring Run	8 (2 nd 13:34)	9 (2 nd 16:25)	Paint	20 36
Lead Changes	3		Second Chance	6 8
Times Tied	3		Fast Breaks	17 4
Time with Lead	05:48	31:41	Bench	12 19

GAME 19 VS. NC STATE

GAME 18 - VIRGINIA 75, GEORGIA TECH 66



Official Basketball Box Score - Final

Virginia at Georgia Tech

01/20/24 McCamish Pavilion, Atlanta

2023-24 Men's Basketball

Game Time: 6:00 PM

Game Duration: 1:58

Attendance: 6,380

Virginia - 75

Record: 13-5 (4-3)

NO. Name

Min

FG M-A

3P M-A

FT M-A

Rebounds OR DR TOT

Fouls PF FD

TP

AS

TO

ST

Blocks BS BA

+/-

22 Jordan Minor

F 24:07

4-5

0-0

3-6

1 1 2

4 3

11

0

1

1

0

0

4

2 Reece Beekman

G 33:27

7-16

2-6

3-3

0 6 6

1 5

19

11

3

2

0

0

13

4 Andrew Rohde

G 31:05

2-6

1-3

0-0

0 0 0

2 0

5

4

0

1

0

1

8

11 Isaac McKneely

G 37:30

7-13

6-9

0-0

0 5 5

1 2

20

1

2

0

0

0

10

13 Ryan Dunn

G 32:11

4-4

1-1

0-2

5 5 10

2 2

9

2

1

0

3

0

15

0 Blake Buchanan

05:35

0-1

0-0

0-0

0 1 1

0 0

0

0

0

0

0

0

-5

1 Dante Harris

10:48

2-6

0-2

0-0

0 1 1

0 1

4

0

0

0

0

0

-6

34 Jacob Groves

12:56

2-5

1-2

0-0

1 0 1

2 0

5

0

1

0

0

1

-4

35 Leon Bond III

09:27

0-1

0-0

0-0

0 0 0

2 0

0

1

0

0

0

0

3

10 Taine Murray

02:54

1-1

0-0

0-0

0 0 0

0 0

2

0

0

0

0

0

7

Team

2 1 3

0

1

Shooting By Period

1st FG% 13-26 50.0%

3PT% 5-9 55.6%

FT% 2-4 50.0%

2nd FG% 16-32 50.0%

3PT% 6-14 42.9%

FT% 4-7 57.1%

GM FG% 29-58 50.0%

3PT% 11-23 47.8%

FT% 6-11 54.5%

Dead Ball Rebounds: 3,1

Officials: Bert Smith, Raymie Syons, Jeff Pon

Shooting By Period		
1 st FG%	13-26	50.0%
3PT%	5-9	55.6%
FT%	2-4	50%
2 nd FG%	16-32	50.0%
3PT%	6-14	42.9%
FT%	4-7	57.1%
GM FG%	29-58	50.0%
3PT%	11-23	47.8%
FT%	6-11	54.5%
Dead Ball Rebounds: 3, 1		

Georgia Tech - 66													Record: 9-9 (2-5)													Technical Fouls:NONE												
NO. Name													Min	FG M-A	3P M-A	FT M-A	Rebounds OR DR TOT			Fouls PF FD		TP	AS	TO	ST	Blocks BS BA		+/-	Shooting By Period									
11 Baye Ndongo													F 28:19	6-7	0-0	3-4	1	4	5	3	2	15	0	3	1	2	1	-10	1 st FG% 11.25 44.0%									
10 Ebenezer Dowuona													C 07:12	0-0	0-0	0-0	0	0	0	0	0	0	0	0	0	0	0	2	3PT% 5.12 41.7%									
2 Naithan George													G 33:09	4-8	1-4	6-6	0	1	1	3	4	15	9	3	0	0	0	2	FT% 2.4 50%									
13 Miles Kelly													G 30:09	3-11	2-7	0-0	0	5	5	3	0	8	1	2	1	0	1	-17	2 nd FG% 12.26 46.2%									
14 Kowacice Reeves													G 30:24	2-7	2-6	0-0	1	2	3	1	0	6	0	3	1	0	1	-15	3PT% 4.15 26.7%									
1 Kyle Sturdivant													23:37	3-9	2-6	0-0	1	3	4	2	1	8	0	0	1	0	0	1	FT% 9.11 81.8%									
12 Tyzhaun Claude													22:37	2-2	0-0	2-3	3	1	4	1	2	6	1	1	0	0	0	-7	GM FG% 23.51 45.1%									
3 Dallan "Deebo" Coleman													12:58	2-5	1-2	0-2	1	1	2	0	3	5	0	1	0	0	0	4	3PT% 9-27 33.3%									
5 Tafari Gapare													09:28	1-2	1-2	0-0	0	1	1	0	2	3	1	0	0	0	0	-3	FT% 11-15 73.3%									
23 Ibrahima Sacko													02:07	0-0	0-0	0-0	0	1	1	0	0	0	0	0	0	0	0	-1	Dead Ball Rebounds: 3.1									
Team																	1	2	3			0		0														
Totals														23-51	9-27	11-15	8	21	29	13	14	66	12	13	4	2	3	-9										
Technical Fouls:NONE																																						

	UVA	GaTech		
Biggest lead	15 (2 nd 7:45)	11 (1 st 9:51)	Points from Turnovers	21 9
Best Scoring Run	17 (2 nd 18:10)	9 (2 nd 1:39)	Paint	34 18
Lead Changes	1		Second Chance	11 6
Times Tied	1		Fast Breaks	9 4
Time with Lead	20:34	17:31	Bench	11 22

GAME 20 AT LOUISVILLE

THE LAST TIME

VIRGINIA INDIVIDUALS

- **Scored 30 points:** Kyle Guy vs. Marshall (12/31/18)
- **Scored 40 points:** Sean Singletary (41) at Miami (3/1/08)
- **Two players with 20 points:** Jay Huff (21) and Sam Hauser (21) vs. Syracuse (1/25/21)
- **Three players with 20 points:** Chris Williams (27), Roger Mason, Jr. (22) and Donald Hand (20) vs. Duke (1/5/00)
- **Four players with 20 points:** Chris Williams (23), Donald Hand (22), Adam Hall (21) and Travis Watson (20) vs. Georgetown (3/15/00)
- **A player with back-to-back 25-point games:** Joe Harris, 26 vs. Virginia Tech (2/12/13), 27 at North Carolina (2/16/13)
- **One player scored in double figures:** Reece Beekman (12) at Wake Forest (1/13/24)
- **No players scored in double figures:** vs. Florida (3/18/17)
- **Five players scored in double figures:** Kihei Clark (20), Armaan Franklin (15), Jayden Gardner (12), Reece Beekman (11), Ben Vander Plas (10) vs. Virginia Tech (1/18/23)
- **Six players scored in double figures:** Sean Singletary (27), Adrian Joseph (13), Jamil Tucker (13), Mamadi Diane (12), Calvin Baker (11) and Laurynas Mikalauskas (11) vs. Maryland (3/9/08)
- **Seven players scored in double figures:** Cornel Parker (20), Junior Burrough (15), Ted Jeffries (14), Cory Alexander (13), Jason Williford (12), Yuri Barnes (11) and Doug Smith (11) vs. Clemson (1/13/93)
- **Had 15 rebounds:** Mike Tobey (16) vs. Tennessee State (11/25/14)
- **Had 20 rebounds:** Mike Tobey (20) vs. Louisville (3/5/16)
- **Had 25 rebounds:** Bob Mortell (25) vs. Washington & Lee (2/27/60)
- **Two players with 10 rebounds:** Francisco Caffaro (12) and Jayden Gardner (10) at Notre Dame (1/29/22)
- **Three players with 10 rebounds:** Jay Huff (12), Kihei Clark (11) and Braxton Key (10) at Syracuse (11/6/19)
- **Double-Double:** Reece Beekman (19 points, 11 assists) at Georgia Tech (1/20/24)
- **Two players had a double-double:** Jayden Gardner (22 points, 10 rebounds) and Francisco Caffaro (11 points and 12 rebounds) at Notre Dame (1/29/22)
- **Three players had a double-double:** Jason Williford (10 pts, 15 rebs), Ted Jeffries (23 pts, 10 rebs), and Cornel Parker (11 pts, 11 rebs) at William & Mary (1/25/93)
- **Double-Double with points and assists:** Reece Beekman (19 points, 11 assists) at Georgia Tech (1/20/24)
- **Triple-Double:** Ralph Sampson (15 pts, 22 rebs, 10 blks) vs. Old Dominion (12/29/79)
- **Three Double-Doubles in a row:** Sam Hauser [3] (13 pts, 10 rebs) at Notre Dame (12/30/20), (16 pts, 11 rebs) vs. Wake Forest (1/6/21), (17 pts, 10 rebs) at Boston College (1/9/21)
- **Four Double-Doubles in a row:** Mike Scott [5] (27 pts, 15 rebs) vs. Oklahoma (11/23/10), (16 pts, 10 rebs) vs. Wichita State (11/24/10), (17 pts, 12 rebs) at Minnesota (11/29/10), (21 pts, 13 rebs) at Virginia Tech (12/5/10), (10 pts, 13 rebs) vs. Radford (12/7/10)
- **20 points and 20 rebounds:** Travis Watson (21 points, 20 rebounds) vs. Wofford (1/2/03)
- **20 points and 10 rebounds:** Jayden Gardner (23 points, 12 rebounds) vs. Clemson (3/10/23)
- **13 assists:** Kihei Clark (13) vs. Navy (12/29/19)
- **10 assists:** Reece Beekman (11) at Georgia Tech (1/20/24)
- **5 blocked Shots:** Ryan Dunn (5) vs. Texas A&M (11/29/23)
- **5 steals:** Ryan Dunn (7) vs. Florida (10/11/23)
- **Led UVA in points, rebounds and assists:** Sam Hauser (15 points, 9 rebounds, 3 assists) vs. Ohio (3/20/21)
- **Hit a last second shot to win a game:** Reece Beekman at Duke (2/7/22) [3-pointer with 1.1 seconds remaining]
- **Played more than 40 minutes:** Reece Beekman (41) vs. Duke (2/11/23)
- **Played all 40 minutes:** Kihei Clark (40), vs. St. Bonaventure (3/22/22)

VIRGINIA TEAM

- **Won in Overtime:** 69-62 vs. Duke (2/11/23)
- **Lost in Overtime:** 63-55 vs. Syracuse (1/11/20)
- **Played Two Overtimes:** at Virginia Tech, 80-78 2 OT (2/12/17)
- **Played Three Overtimes:** vs. Georgetown, L 115-111 (3/15/00)
- **Shot 70 percent for a half:** 70.4% (19-27) vs. Austin Peay - 1st Half (11/13/17)
- **Shot 60 percent in a game:** 60% (30-50) vs. Miami (2/5/22)
- **Shot less than 30 percent in a game:** 28.1% (16-57) at Wake Forest (1/13/24)
- **Shot 100 percent from the free throw line:** 100% (6-6) vs. Texas A&M (11/29/23)
- **Shot 70 percent from 3-point line:** 72% (18-25) at Syracuse (3/4/19)
- **Shot less than 30 percent in a half:** 24.2% (8-33) in 2nd Half at Wake Forest (1/13/24)
- **Shot less than 20 percent in a half:** 18.5% (5-27) in 1st Half vs. North Carolina (3/10/22)
- **Shot 55 percent or better and lost:** 58.5% (31-53) at North Carolina (2/16/13)
- **Shot 50 percent or better and lost:** 52.6% (30-57) vs. Iowa (11/29/21)
- **Attempted 50 FTs:** 52 (made 34) vs. Howard (12/12/94)
- **Attempted 35 3-pointers:** 38 (11-38) vs. Va. Tech (2/10/18)
- **Did Not Attempt a FT:** 0 vs. Wisconsin (11/27/17)
- **Made 30 FTs:** 31 (31 of 36) vs. Tennessee (3/18/07)
- **Made 15 3-pt FGs:** 15 at Wake Forest (1/21/23)
- **Failed to make a 3-pt FG:** vs. Louisville (0 of 6) (3/9/22)
- **Had 50 rebounds:** 50 vs. JMU (11/10/19)
- **Had 25 assists:** 26 vs. Iowa State (3/25/16)
- **Had 15 steals:** 15 vs. Florida (11/10/23)
- **Had 10 blocks:** 10 vs. JMU (12/6/22)
- **Had 10 steals & 10 blocks:** 13 steals & 10 blocks vs. Texas Southern (11/16/23)
- **Led by 30 points at halftime:** 30 vs. North Carolina A&T (11/14/23)
- **Scored 50 pts in a half:** 56 vs. Baylor, 2nd half (11/18/22)
- **Scored 60 pts in a half:** 60 vs. Gonzaga, 1st half (1/3/07)
- **Scored 70 pts in a half:** 70 vs. Coastal Carolina, 2nd half (11/20/00)
- **Scored 100 pts (ACC):** 103 vs. Maryland (1/16/07)
- **Scored 100 pts (non-conf):** 100 vs. Marshall (12/31/18)
- **Scored under 20 pts in 1st half:** 18 vs. Wisconsin (11/20/23)
- **Scored under 20 pts in 2nd half:** 19 at North Carolina (2/18/17)
- **Scored under 50 pts in a game:** 41 vs. Wisconsin (11/20/23)
- **Defeated top-5 opponent:** 86-79 vs. #5 Baylor (11/18/22)
- **Defeated top-5 opponent on the road:** 65-63 at #4 Duke (1/27/18)
- **Defeated top-5 opponent at neutral site:** 86-79 vs. #5 Baylor (11/18/22)
- **Defeated top-ranked opponent:** 86-73 vs. #1 North Carolina (1/30/86)
- **Won when trailing by 16 points:** Trailed 32-16 during 63-61 vs. Ohio State (11/30/16)
- **Won when trailing by 17 points:** Trailed 31-14 during 61-58 overtime win vs. Maryland (3/10/13)
- **All five starters scored all of the points:** vs. Texas A&M (11/29/23)
- **Consecutive games holding ACC opponents to fewer than 70 points at home:** 45 (current, last vs. Virginia Tech 1/17/24)

OPPONENT INDIVIDUALS

- **Scored 30 points:** Buddy Boeheim (31), Syracuse (3/11/21)
- **Scored 35 points:** Carsen Edwards (42), Purdue (3/30/19)
- **Scored 40 points:** Carsen Edwards (42), Purdue (3/30/19)
- **Scored 50 points:** Len Chappell (50), Wake (2/12/62)
- **Two players with 20 points:** Jericole Hellems (21) and Tarquavion Smith (20) at NC State (1/22/22)
- **Two players with 25 points:** Corey Kispert (32) and Drew Timme (29) vs. Gonzaga (12/26/20)
- **Three players with 20 points:** Jordan McRae (21), Jarnell Stokes (20) and Josh Richardson (20) at Tennessee (12/30/13)
- **Two players with 30 points:** Trevor Powell (31) and Tony Smith (31) at Marquette (2/3/90)
- **No players scored in double figures:** Texas Southern (11/16/23)
- **Five players scored in double figures:** Jarace Walker (17), Marcus Sasser (13), Tramon Mark (13), Jamal Shead (11), J'Wan Roberts (10) vs. Houston (12/17/22)
- **Six players scored in double figures:** C.J. Harris (15), Ari Stewart (12), Travis McKie (12), J.T. Terrell (11), Ty Walker (11), Gary Clark (10), at Wake Forest (1/29/11)
- **Seven players scored in double figures:** Stanley Burrell (15), Drew Lavender (13), C.J. Anderson (12), B.J. Raymond (12), Josh Duncan (11), Charles Bronson (11) and Jason Love (10), at Xavier (1/3/08)
- **Double-Double:** Andrew Carr (12 points, 12 rebounds) at Wake Forest (1/13/24)
- **Double-Double with points and assists:** Keifer Sykes (21 pts, 10 assists) at Green Bay (12/7/13)
- **Two players had a double-double:** Marvin Bagley III (30 pts, 14 rebs) & Wendell Carter Jr. (14 pts, 15 rebs), Duke (1/27/18)
- **Player had 20 points and 20 rebounds:** Armando Bacot (29 points, 22 rebounds), North Carolina (1/8/222)
- **Had 15 rebounds:** Armando Bacot (16), North Carolina (2/20/20)
- **Had 20 rebounds:** Armando Bacot (22), North Carolina (1/8/22)
- **Had 10 assists:** Keifer Sykes (10), at Green Bay (12/7/13)
- **5 Blocked Shots:** Efton Reid III (5), Wake Forest (1/13/24)
- **5 Steals:** Jordan Miller (7), Miami (2/5/22) & Jose Alvarado (6), Georgia Tech (1/23/21)
- **Hit a last second shot to win a game:** JP Pegues, Furman (3/16/23), 3-pointer with 2.2 seconds remaining

OPPONENT TEAM

- **Shot less than 30 percent in a game:** 29.4% (15-51), NCCU (12/5/23)
- **Shot less than 30 percent in a game (ACC):** 27.1% (13-48), Virginia Tech (1/4/20)
- **Shot 60 percent in a game:** 60% (30-50) at NC State (1/22/22)
- **Shot 55 percent or better and lost:** 55.3% (26-47), Cleveland State (11/25/09)
- **Scored 100 pts:** 106, Washington (11/22/10)
- **Scored 90 pts in an ACC game:** 93, North Carolina (2/16/13)
- **Scored 60 pts in a half:** 60, at Miami, 2nd half (3/1/08)
- **Scored 50 pts in a half:** 54, vs. Gonzaga, 2nd half (12/26/21)
- **Scored 45 pts in the first half:** 45, at Florida State (2/15/21)
- **Scored under 10 pts in 1st half:** 7, at Pitt (2/24/18)
- **Scored under 20 pts in 1st half:** 18, Virginia Tech (1/17/24)
- **Scored under 20 pts in 2nd half:** 19, vs. Texas Southern (11/16/23)
- **Scored under 40 pts in a game:** 33, vs. Texas Southern (11/16/23)
- **Had 25 assists:** 27, at Xavier (1/3/08)
- **Had 20 offensvie rebounds:** 20, vs. Wisconsin (11/20/23)
- **Had 15 steals:** 15, Memphis (12/19/23)
- **Had 10 blocks:** 10 at Maryland (3/5/11)
- **Failed to make a 3-pt FG:** Georgia Tech (1/22/15)

VIRGINIA PLAYERS

Points:	40, J.R. Reynolds vs. Wake Forest, 1/21/07
Most 1st Half Points:	23, Sean Singletary vs. Virginia Tech, 1/16/08
Most 2nd Half Points:	26, Sylven Landesberg vs. Boston College, 2/4/09
Rebounds:	20, Mike Tobey vs. Louisville, 3/5/16
Field Goals:	14, Jayden Gardner vs. FDU, 12/18/21
Field Goal Attempts:	23, Sylven Landesberg vs. Boston College, 2/4/09
Field Goal Pct.:	1.000 (9-9), Mike Scott vs. Wake Forest, 2/8/12
3-Point Field Goals:	8, Mustapha Farrakhan vs. Howard, 1/4/11
3-Point FG Attempts:	12, Sean Singletary vs. Gonzaga, 1/3/07
	12, Sean Singletary vs. Georgia Tech, 2/24/07
3-Point FG Pct.:	1.000 (5-5), Malcolm Brogdon vs. Boston College, 2/3/16
	1.000 (5-5), Justin Anderson vs. Tennessee State, 11/25/14
	1.000 (4-4), De'Andre Hunter vs. Coppin State, 11/16/18
	1.000 (4-4), London Perrantes vs. Miami, 2/26/14
	1.000 (4-4), Joe Harris vs. Hampton, 11/26/13
Free Throws Made:	14, Sean Singletary vs. Hampton, 12/16/06
	14, Sylven Landesberg vs. Florida State, 1/24/09
Free Throw Attempts:	16, Sean Singletary vs. Hampton, 12/16/06
FT Pct.:	1.000 (14-14), Sylven Landesberg vs. Florida State, 1/24/09
	1.000 (12-12), Malcolm Brogdon vs. Villanova, 12/19/15
Assists:	12, Ty Jerome vs. Virginia Tech, 1/15/19
Steals:	7, Sean Singletary vs. NC State, 2/24/08
Blocks:	10, by Jay Huff vs. Duke, 2/29/20

Most Points:	108 vs. Gonzaga, 1/3/07
Fewest Points:	38 vs. Wisconsin, 12/4/13
Most 1st Half:	60 vs. Gonzaga, 1/3/07
Fewest 1st Half:	15 vs. Iowa State, 12/30/10
Most 2nd Half:	57 vs. Arizona, 11/12/06
Fewest 2nd Half:	15 vs. Duke, 2/16/11
Rebounds:	54 vs. UMES, 11/26/06
Field Goals:	43 vs. VMI, 11/16/08
Field Goal Attempts:	82 vs. UNC, 1/15/09
Field Goal Pct.:	.667 (32-48) vs. Howard, 1/4/11
3-Pt. FG:	18 vs. Gonzaga, 1/3/07
3-Pt. FG Attempts:	38 vs. Virginia Tech, 2/10/18
3-Point FG Pct.:	.727 (8-11) vs. North Texas, 11/20/12
Free Throws:	39 vs. Maryland, 1/16/07
FT Attempted:	49 vs. Maryland, 1/16/07
Fewest FT Attempted:	0 vs. Wisconsin, 11/27/17
Free Throw Pct.:	1.000 (19-19) vs. Winthrop, 11/15/11
Assists:	24, 4x, last vs. NCCU, 12/5/23
Steals:	16 vs. NC State, 2/24/08
Blocks:	13 vs. Duke, 2/29/20
Most Turnovers:	21 vs. Longwood, 12/7/07
	21 vs. Hampton, 12/19/07
Fewest Turnovers:	2 vs. Louisville, 2/7/15

Biggest Comeback:	19 points vs. Arizona, 11/12/06
Biggest Lead Given up in a Loss:	14 points vs. Bradley, 3/26/08
Largest Lead:	59 vs. Coppin State, 11/16/18
	57 points vs. Grambling State, 11/22/16
Biggest Deficit:	38 points vs. Clemson, 2/7/08
Largest Margin of Victory:	57 vs. Coppin State, 11/16/18
	56 points vs. Grambling State, 11/22/16
Largest Margin of Defeat:	31 points vs. Clemson, 2/7/08
Overtime Games (Record):	12 (6-6); Last: 71-64 win vs. Kent State, 12/4/20

Points:	32, 3x last by DeWayne Jackson, Morgan State, 12/19/12
Most 1st Half Points:	19, DeWayne Jackson, Morgan State, 12/19/12
Most 2nd Half Points:	28, Talor Battle, Penn State, 11/30/09
Rebounds:	16, 2x last by Jamelle Hagins, Delaware, 11/13/12
Field Goals:	13, Elijah Millsap, UAB, 12/30/09
Field Goal Attempts:	24, Malcolm Delaney, Virginia Tech, 1/28/10
Field Goal Pct.:875 (7-8), Ahmed Grant, UNC Wilmington, (1/18/10)
3-Point Field Goals:8, K.C. Rivers, Clemson, 2/7/08
3-Pt. FG Attempts:	15, Malcolm Delaney, Virginia Tech, 2/19/11
3-Pt. FG Pct.:	1.000 (5-5), Tony Dukes, USC Upstate, 11/15/10
Free Throws Made:	15, Tyler Hansbrough, North Carolina, 1/15/09
FT Attempted:	17, Tyler Hansbrough, North Carolina, 1/15/09
FT Pct.:	1.000 (8-8), Tyrese Rice, Boston College, 2/4/09
	1.000 (8-8), Sean Mosley, Maryland, 3/6/10
	1.000 (7-7), Roy Devyn Marble, Iowa, 3/27/13
Assists:	11, Cliff Hammonds, Clemson, 2/7/08
Steals:	7, Jordan Miller, Miami, 2/5/22
Blocks:	6, 2x, last by Mouhamadou Gueye, Stony Brook, 12/18/19

Most Points:	97, VMI, 11/16/08
Fewest Points:	26, Maine, 11/27/19
Most 1st Half:	50, North Carolina, 1/15/09
Fewest 1st Half:	8, Harvard, 12/21/14
Most 2nd Half:	61, Gonzaga, 1/3/07
Fewest 2nd Half:	11, JMU, 11/10/19
Rebounds:	48, North Carolina, 2/25/12
Field Goals:	37, VMI, 11/16/08
Field Goal Attempts:	79, VMI, 11/16/08
Field Goal Pct.:	.566 (30-53) Liberty, 11/25/08
3-Pt. FG:	16, Clemson, 2/7/08
3-Pt. FG Attempts:	39, Hartford, 12/30/07
3-Point FG Pct.:	.619 (13-21) Duke, 2/9/19
Free Throws:	26, Boston College, 2/4/09
FT Attempted:	31, Boston College, 2/4/09
Free Throw Pct.:	1.000 (15-15) Iowa, 3/27/13
Zero Free Throw Attempts:	Miami, 2/5/22
Assists:	22, Clemson, 2/7/08
Steals:	15, VMI, 11/16/08
Blocks:	10, Radford, 11/21/08
	10, North Carolina, 1/15/09
Most Turnovers:	25, NC State, 2/24/08
Fewest Turnovers:	4, Clemson, 1/31/12

2006-07 to present. 295 games - 241-54 (.817)

24 games from 2/7/15 vs. Louisville through 11/30/16 vs. Ohio State
21 games from 12/21/13 vs. Northern Iowa through 1/22/15 vs. Georgia Tech
20 games from 12/28/22 vs. UAlbany through 1/17/24 vs. Virginia Tech (current)

21 games from 1/6/13 vs. North Carolina through 1/22/15 vs. Georgia Tech

4 games from 2/6/10 vs. Wake Forest through 3/6/10 vs. Maryland



BLAKE BUCHANAN

Fr. • F • 6-11 • 225 • C'ouer d'Alene, Idaho • Lake City

2023-24 SEASON

- Grabbed four rebounds in collegiate debut vs. Tarleton State (11/6/23)
- Tallied 18 points (10 of 16 FTs) and seven rebounds vs. Florida (11/10/23)
- Recorded six points and three rebounds in first career start vs. North Carolina A&T (11/14/23)
- Blocked three shots vs. Texas Southern (11/16/23)
- Collected nine points, six rebounds and two steals vs. NCCU (12/5/23)
- Recorded five rebounds and one blocked shot vs. Morgan State (12/27/23)
- Tallied six points and five rebounds vs. Louisville (1/3/24)
- Scored four points and had five rebounds in start at NC State (1/6/24)
- Registered eight points (4-5 FG) and three rebounds vs. Virginia Tech (1/17/24)

CAREER STATS/HIGHLIGHTS

		Field Goals		3-Point		F-Throws		Rebounds				Scoring			
SEASON	TEAM	GP-GS	MIN/AVG	FG-FGA	FG%	3FG-3FGA	3FG%	FT-FTA	FT%	OFF	DEF	TOT	AVG	PF-FO	A TO BLK STL PTS AVG
2023-24	UVa	18-5	264/14.7	23-56	.411	0-0	.000	22-39	.564	23	33	56	3.1	30-1	9 11 14 9 68 3.8
TOTAL		18-5	264/14.7	23-56	.411	0-0	.000	22-39	.564	23	33	56	3.1	30-1	9 11 14 9 68 3.8

Single Game Highs

Statistic	Value	
Points	18	vs Florida 11/10/23
Rebounds	7	vs Florida 11/10/23
Assists	2	vs N.C. A&T 11/14/23
Steals	2	vs N.C. Central 12/05/23, vs Northeastern 12/16/23
Blocks	3	vs Texas Southern 11/16/23
FG Made	4	vs Florida 11/10/23, vs N.C. Central 12/05/23, vs Virginia Tech 01/17/24
FG Attempts	7	vs Florida 11/10/23, vs N.C. Central 12/05/23
FT Made	10	vs Florida 11/10/23
FT Attempts	16	vs Florida 11/10/23

2023-24 BUCHANAN GAME-BY-GAME

Opponent	Date	GS	MIN	Total		3-Pointers		Free throws		Rebounds				PF	A	TO	BLK	STL	PTS	AVG
				FG-FGA	PCT	3FG-3FGA	PCT	FT-FTA	PCT	OFF	DEF	TOT	AVG							
Tarleton St.	11/06/2023		16:56	0-2	.000	0-0	.000	1-4	.250	0	4	4	4.0	2	0	1	1	0	1	1.0
vs Florida	11/10/2023		26:52	4-7	.571	0-0	.000	10-16	.625	5	2	7	5.5	2	1	1	0	0	18	9.5
N.C. A&T	11/14/2023	*	15:10	3-6	.500	0-0	.000	0-0	.000	1	2	3	4.7	2	2	0	1	1	6	8.3
Texas Southern	11/16/2023	*	22:00	1-2	.500	0-0	.000	3-5	.600	2	2	4	4.5	2	0	1	3	1	5	7.5
vs Wisconsin	11/20/2023	*	14:29	0-2	.000	0-0	.000	0-0	.000	2	1	3	4.2	1	0	1	2	0	0	6.0
vs West Virginia	11/22/2023	*	13:55	0-2	.000	0-0	.000	2-2	1.000	0	2	2	3.8	5	0	1	2	0	2	5.3
Texas A&M	11/29/2023		05:32	0-0	.000	0-0	.000	0-0	.000	2	0	2	3.6	2	0	2	0	1	0	4.6
Syracuse	12/02/2023		12:41	2-3	.667	0-0	.000	2-2	1.000	1	0	1	3.3	1	0	1	0	1	6	4.8
N.C. Central	12/05/2023		25:03	4-7	.571	0-0	.000	1-2	.500	3	3	6	3.6	2	1	1	1	2	9	5.2
Northeastern	12/16/2023		16:05	1-1	1.000	0-0	.000	1-4	.250	1	0	1	3.3	0	1	0	0	2	3	5.0
at Memphis	12/19/2023		06:00	0-1	.000	0-0	.000	0-0	.000	0	2	2	3.2	2	1	1	0	0	0	4.5
Morgan St.	12/27/2023		13:06	0-3	.000	0-0	.000	0-0	.000	3	2	5	3.3	1	1	1	1	0	0	4.2
at Notre Dame	12/30/2023		08:34	0-3	.000	0-0	.000	0-0	.000	0	1	1	3.2	3	0	0	1	0	0	3.8
Louisville	01/03/2024		19:14	2-5	.400	0-0	.000	2-2	1.000	1	4	5	3.3	3	1	0	1	0	6	4.0
at NC State	01/06/2024	*	23:24	2-3	.667	0-0	.000	0-2	.000	1	4	5	3.4	2	0	0	0	1	4	4.0
at Wake Forest	01/13/2024		07:57	0-3	.000	0-0	.000	0-0	.000	0	1	1	3.3	0	0	0	1	0	0	3.8
Virginia Tech	01/17/2024		11:22	4-5	.800	0-0	.000	0-0	.000	1	2	3	3.2	0	1	0	0	0	8	4.0
at Georgia Tech	01/20/2024		05:35	0-1	.000	0-0	.000	0-0	.000	0	1	1	3.1	0	0	0	0	0	0	3.8
Totals		5	263:55	23-56	.411	0-0	.000	22-39	.564	23	33	56	3.1	30	9	11	14	9	68	3.8

Player Averages

Games Played	Minutes/ game	Points/ game	FG Pct	3FG Pct	FT Pct	Rebounds/ game	Assists/ game	Turnovers/ game	Assist/Turnover ratio	Steals/ game	Blocks/ game
18	14.7	3.8	41.1	0.0	56.4	3.1	0.5	0.6	0.8	0.5	0.8



1 DANTE HARRIS

R-Jr. • G • 6-0 • 171 • Washington, D.C. • Georgetown

2023-24 SEASON

- Scored seven points along with three assists in UVA debut vs. Tarleton State (11/6/23)
- Recorded six points and two assists vs. Florida (11/10/23)
- Totaled five rebounds, three assists, two steals and two blocked shots vs. North Carolina A&T (11/14/23)
- Scored six points on a pair of 3-pointers and added four rebounds vs. Texas Southern (11/16/23)
- Tallied five points and five assists in return to action vs. Virginia Tech (1/17/24) after missing 10 games with an ankle injury
- Netted four points in road win at Georgia Tech (1/20/24)

CAREER STATS/HIGHLIGHTS

		Field Goals				3-Point		F-Throws		Rebounds				Scoring						
SEASON	TEAM	GP-GS	MIN/AVG	FG-FGA	FG%	3FG-3FGA	3FG%	FT-FTA	FT%	OFF	DEF	TOT	AVG	PF-FO	A	TO	BLK	STL	PTS	AVG
2020-21	GTown	26-21	789/30.4	76-218	.349	20-77	.260	35-39	.897	15	74	89	3.4	41-0	82	59	1	30	207	8.0
2021-22	GTown	29-29	934/32.2	130-347	.375	28-102	.275	56-75	.747	13	91	104	3.6	53-1	118	74	2	44	344	11.9
2023-24	UVa	8-1	145/18.1	10-31	.323	2-9	.222	8-15	.533	1	17	18	2.3	13-0	13	7	3	7	30	3.8
TOTAL FOR UVa		8-1	145/18.1	10-31	.323	2-9	.222	8-15	.533	1	17	18	2.3	13-0	13	7	3	7	30	3.8
TOTAL		63-51	1868/29.6	216-596	.362	50-188	.266	99-129	.767	29	182	211	3.3	107-1	213	140	6	81	581	9.2

Single Game Highs

Statistic	Value	
Points	23	at Creighton 02/14/22, vs UConn 02/27/22
Rebounds	9	vs St. John's (NY) 02/03/22
Assists	8	vs Seton Hall 02/20/21, at DePaul 02/09/22
Steals	5	vs Marquette 03/10/21
Blocks	2	vs N.C. A&T 11/14/23
FG Made	9	at Creighton 02/14/22
FG Attempts	24	at Creighton 02/14/22
3FG Made	3	4 times
3FG Attempts	7	vs Villanova 01/22/22
FT Made	9	vs Marquette 01/07/22
FT Attempts	10	vs Marquette 01/07/22

2023-24 HARRIS GAME-BY-GAME

Opponent	Date	GS	MIN	Total		3-Pointers		Free throws		Rebounds				PF	A	TO	BLK	STL	PTS	AVG
				FG-FGA	PCT	3FG-3FGA	PCT	FT-FTA	PCT	OFF	DEF	TOT	AVG							
Tarleton St.	11/06/2023		23:31	1-3	.333	0-0	.000	5-8	.625	1	2	3	3.0	3	1	0	0	1	7	7.0
vs Florida	11/10/2023		15:17	3-5	.600	0-1	.000	0-0	.000	0	0	0	1.5	1	2	0	0	2	6	6.5
N.C. A&T	11/14/2023		25:09	0-2	.000	0-0	.000	2-4	.500	0	5	5	2.7	2	3	3	2	2	2	5.0
Texas Southern	11/16/2023	*	27:03	2-6	.333	2-2	1.000	0-0	.000	0	4	4	3.0	2	2	2	0	1	6	5.3
vs Wisconsin	11/20/2023		17:21	0-3	.000	0-1	.000	0-0	.000	0	1	1	2.6	1	0	2	0	0	0	4.2
vs West Virginia	11/22/2023		08:35	0-1	.000	0-1	.000	0-0	.000	0	2	2	2.5	1	0	0	0	0	0	3.5
Virginia Tech	01/17/2024		16:57	2-5	.400	0-2	.000	1-3	.333	0	2	2	2.4	3	5	0	1	1	5	3.7
at Georgia Tech	01/20/2024		10:48	2-6	.333	0-2	.000	0-0	.000	0	1	1	2.3	0	0	0	0	0	4	3.8
Totals		1	144:41	10-31	.323	2-9	.222	8-15	.533	1	17	18	2.3	13	13	7	3	7	30	3.8

Player Averages

Games Played	Minutes/game	Points/game	FG Pct	3FG Pct	FT Pct	Rebounds/game	Assists/game	Turnovers/game	Assist/Turnover ratio	Steals/game	Blocks/game
8	18.1	3.8	32.3	22.2	53.3	2.3	1.6	0.9	1.9	0.9	0.4



2 REECE BEEKMAN

Sr. • G • 6-3 • 194 • Milwaukee, Wis. • Scotlandville Magnet (La.)

2023-24 SEASON

steals vs. Tarleton State (11/6/23)

- Registered 13 points, five assists and three steals vs. Florida (11/10/23)
- Scored eight points and added a career-high three blocked shots and four steals vs. Texas Southern (11/16/23)
- Scored team-high 17 points along with seven assists and two steals vs. Wisconsin (11/20/23)
- Tallied 12 points, four rebounds, five assists and four steals vs. West Virginia (11/22/23)
- Recorded 12 points, five assists, three steals and two blocked shots vs. No. 14 Texas A&M (11/29/23)
- Scored 13 points along with eight assists vs. Syracuse (12/2/23)
- Tallied eight points, four rebounds, four assists and four steals vs. NCCU (12/5/23)
- Scored a career-high 21 points with six rebounds and five assists vs. Northeastern (12/16/23)
- Led Virginia with 13 points at No. 23 Memphis (12/19/23)
- Registered 17 points, seven assists and two blocked shots vs. Morgan State (12/27/23)
- Netted 15 points along with four assists at Notre Dame (12/30/23)
- Scored 11 points and had eight assists vs. Louisville (1/3/24)
- Scored 12 points along with 10 assists at NC State (1/6/24)
- Led Virginia with 10 points and four assists at Wake Forest (1/13/24)
- Tallied 16 points, four assists and four steals vs. Virginia Tech (1/17/24)
- Recorded 19 points and matched a career high with 11 assists for fourth career double-double at Georgia Tech (1/20/24)

CAREER STATS/HIGHLIGHTS

SEASON TEAM	GP-GS	MIN/AVG	Field Goals		3-Point		F-Throws		Rebounds				Scoring						
			FG-FGA	FG%	3FG-3FGA	3FG%	FT-FTA	FT%	OFF	DEF	TOT	AVG	PF-FO	A	TO	BLK	STL	PTS	AVG
2020-21 Uva	25-20	733/29.3	42-110	.382	9-37	.243	25-33	.758	5	66	71	2.8	37-0	75	29	10	30	118	4.7
2021-22 Uva	35-35	1228/35.1	115-256	.449	22-65	.338	35-46	.761	15	121	136	3.9	62-2	181	50	25	73	287	8.2
2022-23 Uva	32-32	1044/32.6	104-257	.405	27-77	.351	69-87	.793	17	80	97	3.0	51-0	168	50	17	57	304	9.5
2023-24 Uva	18-18	555/30.8	90-195	.462	17-54	.315	41-53	.774	5	54	59	3.3	20-0	109	34	10	40	238	13.2
TOTAL	110-105	3561/32.4	351-818	.429	75-233	.322	170-219	.776	42	321	363	3.3	170-2	533	163	62	200	947	8.6

Single Game Highs

Statistic	Value	
Points	21	vs Northeastern 12/16/23
Rebounds	12	at Louisville 03/05/22
Assists	11	vs Louisville 01/24/22, vs Louisville 03/04/23, at Georgia Tech 01/20/24
Steals	6	vs Navy 11/09/21
Blocks	3	vs Texas Southern 11/16/23
FG Made	9	vs Northeastern 12/16/23
FG Attempts	18	vs Northeastern 12/16/23
3FG Made	3	4 times
3FG Attempts	6	at Georgia Tech 01/20/24
FT Made	6	vs Illinois 11/20/22, vs Furman 03/16/23, vs Tarleton St. 11/06/23
FT Attempts	8	vs Illinois 11/20/22, at Notre Dame 12/30/23

2023-24 BEEKMAN GAME-BY-GAME

Opponent	Date	GS	MIN	Total		3-Pointers		Free throws		Rebounds				PF	A	TO	BLK	STL	PTS	AVG
				FG-FGA	PCT	3FG-3FGA	PCT	FT-FTA	PCT	OFF	DEF	TOT	AVG							
Tarleton St.	11/06/2023	*	27:27	5-9	.556	0-3	.000	6-7	.857	0	4	4	4.0	2	7	0	1	3	16	16.0
vs Florida	11/10/2023	*	33:40	5-13	.385	2-4	.500	1-4	.250	1	2	3	3.5	1	5	1	1	3	13	14.5
N.C. A&T	11/14/2023	*	20:52	2-9	.222	1-3	.333	0-0	.000	0	4	4	3.7	0	7	0	0	1	5	11.3
Texas Southern	11/16/2023	*	27:22	4-11	.364	0-4	.000	0-0	.000	0	3	3	3.5	3	4	3	3	4	8	10.5
vs Wisconsin	11/20/2023	*	34:05	6-12	.500	2-3	.667	3-3	1.000	1	3	4	3.6	1	7	2	0	2	17	11.8
vs West Virginia	11/22/2023	*	35:37	5-11	.455	1-4	.250	1-2	.500	0	4	4	3.7	0	5	4	0	4	12	11.8
Texas A&M	11/29/2023	*	34:30	4-8	.500	0-1	.000	4-4	1.000	0	1	1	3.3	2	5	1	2	3	12	11.9
Syracuse	12/02/2023	*	25:49	5-7	.714	1-1	1.000	2-2	1.000	0	1	1	3.0	0	8	0	1	1	13	12.0
N.C. Central	12/05/2023	*	19:48	3-7	.429	0-2	.000	2-2	1.000	0	4	4	3.1	0	4	0	0	4	8	11.6
Northeastern	12/16/2023	*	33:45	9-18	.500	0-2	.000	3-4	.750	2	4	6	3.4	1	5	1	0	2	21	12.5
at Memphis	12/19/2023	*	33:08	5-8	.625	2-3	.667	1-1	1.000	0	5	5	3.5	2	4	5	0	1	13	12.5
Morgan St.	12/27/2023	*	29:40	8-12	.667	1-3	.333	0-1	.000	0	2	2	3.4	0	7	1	2	1	17	12.9
at Notre Dame	12/30/2023	*	33:35	5-15	.333	0-4	.000	5-8	.625	1	2	3	3.4	1	4	5	0	0	15	13.1
Louisville	01/03/2024	*	30:46	4-7	.571	1-3	.333	2-3	.667	0	1	1	3.2	1	8	2	0	3	11	12.9
at NC State	01/06/2024	*	33:04	4-7	.571	0-0	.000	4-4	1.000	0	2	2	3.1	2	10	1	0	1	12	12.9
at Wake Forest	01/13/2024	*	30:25	3-12	.250	2-5	.400	2-2	1.000	0	2	2	3.1	3	4	1	0	1	10	12.7
Virginia Tech	01/17/2024	*	37:48	6-13	.462	2-3	.667	2-3	.667	0	4	4	3.1	0	4	4	0	4	16	12.9
at Georgia Tech	01/20/2024	*	33:27	7-16	.438	2-6	.333	3-3	1.000	0	6	6	3.3	1	11	3	0	2	19	13.2
Totals		18	554:48	90-195	.462	17-54	.315	41-53	.774	5	54	59	3.3	20	109	34	10	40	238	13.2

Player Averages

Games Played	Minutes/game	Points/game	FG Pct	3FG Pct	FT Pct	Rebounds/game	Assists/game	Turnovers/game	Assist/Turnover ratio	Steals/game	Blocks/game
18	30.8	13.2	46.2	31.5	77.4	3.3	6.1	1.9	3.2	2.2	0.6



4 ANDREW ROHDE

So. • G • 6-6 • 202 • Milwaukee, Wis. • St. Thomas (Minn.)

2023-24 SEASON

- Tallied six points and three assists in UVA debut vs. Tarleton State (11/6/23)
- Recorded seven points, two rebounds, two assists and two steals vs. Florida (11/10/23)
- Totaled six points, five assists and three rebounds vs. North Carolina A&T (11/14/23)
- Recorded six points, three rebounds and three steals vs. Texas Southern (11/16/23)
- Totaled 13 points, six rebounds and three assists vs. No. 14 Texas A&M (11/29/23)
- Scored 10 points and added four assists and three rebounds vs. Syracuse (12/2/23)
- Dished out six assists vs. NCCU (12/5/23) and Northeastern (12/16/23)
- Collected 10 points, five rebounds, four assists and three steals vs. Morgan State (12/27/23)
- Scored eight points vs. Louisville (1/3/24)
- Netted six points at Wake Forest (1/13/24)
- Tallied five points, four assists and no turnovers at Georgia Tech (1/20/24)

CAREER STATS/HIGHLIGHTS

SEASON	TEAM	GP-GS	MIN/AVG	Field Goals		3-Point		F-Throws		Rebounds				Scoring			
				FG-FGA	FG%	3FG-3FGA	3FG%	FT-FTA	FT%	OFF	DEF	TOT	AVG	PP-FO	A	TO	BLK/STL
2022-23	UST	31-31	1019/32.9	189-422	.448	56-175	.320	97-119	.815	25	91	116	3.7	67-0	113	69	3 52
2023-24	Uva	18-17	524/29.1	39-120	.325	17-65	.262	3-10	.300	1	42	43	2.4	16-0	56	19	1 11
TOTAL FOR Uva		18-17	524/29.1	39-120	.325	17-65	.262	3-10	.300	1	42	43	2.4	16-0	56	19	1 11
TOTAL		49-48	1543/31.5	228-542	.421	73-240	.304	100-129	.775	26	133	159	3.2	83-0	169	88	4 63

Single Game Highs


Statistic	Value
Points	27 at North Dakota 02/25/23
Rebounds	9 at Montana St. 12/08/22
Assists	8 vs Merrimack 11/19/22, vs Omaha 01/07/23, vs South Dakota St. 01/26/23
Steals	5 at North Dakota St. 02/23/23
Blocks	1 4 times
FG Made	11 at North Dakota 02/25/23
FG Attempts	22 vs Oral Roberts 03/06/23
3FG Made	4 4 times
3FG Attempts	9 at South Dakota 12/29/22, vs South Dakota 01/28/23, vs Oral Roberts 03/06/23
FT Made	10 at Omaha 02/02/23
FT Attempts	10 at South Dakota 12/29/22, vs Omaha 01/07/23, at Omaha 02/02/23

2023-24 ROHDE GAME-BY-GAME

Opponent	Date	GS	MIN	Total		3-Pointers		Free throws		Rebounds				PF	A	TO	BLK	STL	PTS	AVG
				FG-FGA	PCT	3FG-3FGA	PCT	FT-FTA	PCT	OFF	DEF	TOT	AVG							
Tarleton St.	11/06/2023	*	25:56	2-8	.250	2-5	.400	0-0	.000	0	3	3	3.0	0	1	2	0	0	6	6.0
vs Florida	11/10/2023	*	35:39	3-6	.500	1-3	.333	0-0	.000	1	1	2	2.5	1	2	1	0	2	7	6.5
N.C. A&T	11/14/2023	*	23:14	3-7	.429	0-3	.000	0-0	.000	0	3	3	2.7	0	5	2	0	0	6	6.3
Texas Southern	11/16/2023	*	28:34	2-5	.400	1-1	1.000	1-2	.500	0	3	3	2.8	0	3	3	0	1	6	6.3
vs Wisconsin	11/20/2023	*	30:01	2-6	.333	1-3	.333	0-0	.000	0	2	2	2.6	1	3	0	0	0	5	6.0
vs West Virginia	11/22/2023	*	28:30	2-4	.500	0-1	.000	2-4	.500	0	1	1	2.3	0	1	0	0	0	6	6.0
Texas A&M	11/29/2023	*	37:06	5-14	.357	3-8	.375	0-0	.000	0	6	6	2.9	2	3	3	0	0	13	7.0
Syracuse	12/02/2023	*	30:54	4-8	.500	2-4	.500	0-0	.000	0	3	3	2.9	0	4	1	0	1	10	7.4
N.C. Central	12/05/2023	*	21:52	1-4	.250	1-3	.333	0-2	.000	0	1	1	2.7	0	6	1	1	0	3	6.9
Northeastern	12/16/2023	*	31:28	0-5	.000	0-3	.000	0-1	.000	0	2	2	2.6	1	6	0	0	0	0	6.2
at Memphis	12/19/2023	*	22:21	0-5	.000	0-4	.000	0-0	.000	0	2	2	2.5	3	4	1	0	1	0	5.6
Morgan St.	12/27/2023	*	30:36	4-8	.500	2-5	.400	0-0	.000	0	5	5	2.8	0	4	1	0	3	10	6.0
at Notre Dame	12/30/2023	*	29:31	2-8	.250	1-4	.250	0-1	.000	0	2	2	2.7	1	1	0	0	0	5	5.9
Louisville	01/03/2024	*	30:33	3-9	.333	2-6	.333	0-0	.000	0	2	2	2.6	2	2	0	0	0	8	6.1
at NC State	01/06/2024	*	30:59	1-6	.167	0-3	.000	0-0	.000	0	3	3	2.7	0	2	3	0	0	2	5.8
at Wake Forest	01/13/2024	*	30:41	3-7	.429	0-3	.000	0-0	.000	0	1	1	2.6	2	2	1	0	1	6	5.8
Virginia Tech	01/17/2024	*	24:59	0-4	.000	0-3	.000	0-0	.000	0	2	2	2.5	1	3	0	0	1	0	5.5
at Georgia Tech	01/20/2024	*	31:05	2-6	.333	1-3	.333	0-0	.000	0	0	0	2.4	2	4	0	0	1	5	5.4
Totals		17	523:58	39-120	.325	17-65	.262	3-10	.300	1	42	43	2.4	16	56	19	1	11	98	5.4

Player Averages

Games Played	Minutes/ game	Points/ game	FG Pct	3FG Pct	FT Pct	Rebounds/ game	Assists/ game	Turnovers/ game	Assist/Turnover ratio	Steals/ game	Blocks/ game
18	29.1	5.4	32.5	26.2	30.0	2.4	3.1	1.1	2.9	0.6	0.1



10 Taine Murray

Jr. • G • 6-5 • 208 • Auckland, N.Z. • Rosmini College

2023-24 SEASON

- Scored five points off the bench vs. Tarleton State (11/6/23)
- Netted seven points, one assist and one blocked shot vs. North Carolina A&T (11/14/23)
- Tallied four points and three rebounds vs. Texas Southern (11/16/23)
- Scored seven points and had two rebounds vs. Syracuse (12/2/23)
- Netted three points and two assists vs. Morgan State (12/27/23)
- Scored 12 points (5-6 FG) vs. Louisville (1/3/24)
- Drilled a 3-pointer at Wake Forest (1/13/24)

CAREER STATS/HIGHLIGHTS

		Field Goals					3-Point		F-Throws		Rebounds				Scoring					
SEASON	TEAM	GP-GS	MIN/AVG	FG-FGA	FG%	3FG-3FGA	3FG%	FT-FTA	FT%	OFF	DEF	TOT	AVG	PF-FO	A	TO	BLK	STL	PTS	AVG
2021-22	Uva	19-0	143/7.5	13-33	.394	8-23	.348	4-8	.500	6	11	17	0.9	14-0	2	4	1	2	38	2.0
2022-23	Uva	13-0	93/7.2	6-19	.316	2-12	.167	4-6	.667	0	12	12	0.9	5-0	3	3	2	0	18	1.4
2023-24	Uva	17-0	202/11.9	16-32	.500	8-18	.444	5-10	.500	3	17	20	1.2	11-0	12	6	1	4	45	2.6
TOTAL		49-0	438/8.9	35-84	.417	18-53	.340	13-24	.542	9	40	49	1.0	30-0	17	13	4	6	101	2.1

Single Game Highs


Statistic	Value
Points	14 vs Iowa 11/29/21
Rebounds	4 vs UMES 11/25/22, vs N.C. Central 12/05/23, at NC State 01/06/24
Assists	3 at Memphis 12/19/23
Steals	1 6 times
Blocks	1 4 times
FG Made	5 vs Iowa 11/29/21, vs Louisville 01/03/24
FG Attempts	7 vs Iowa 11/29/21
3FG Made	4 vs Iowa 11/29/21
3FG Attempts	6 vs Iowa 11/29/21
FT Made	2 at Clemson 01/04/22, vs UAlbany 12/28/22, vs N.C. A&T 11/14/23
FT Attempts	2 11 times

2023-24 MURRAY GAME-BY-GAME

Opponent	Date	GS	MIN	Total		3-Pointers		Free throws		Rebounds				PF	A	TO	BLK	STL	PTS	AVG
				FG-FGA	PCT	3FG-3FGA	PCT	FT-FTA	PCT	OFF	DEF	TOT	AVG							
Tarleton St.	11/06/2023		10:57	2-2	1.000	0-0	.000	1-2	.500	0	1	1	1.0	2	0	1	0	0	5	5.0
N.C. A&T	11/14/2023		22:35	2-4	.500	1-2	.500	2-2	1.000	0	0	0	0.5	1	1	0	1	0	7	6.0
Texas Southern	11/16/2023		20:52	1-2	.500	1-2	.500	1-2	.500	0	3	3	1.3	1	0	2	0	0	4	5.3
vs Wisconsin	11/20/2023		05:59	0-2	.000	0-1	.000	0-0	.000	0	0	0	1.0	0	0	0	0	0	0	4.0
vs West Virginia	11/22/2023		05:00	0-0	.000	0-0	.000	0-0	.000	0	0	0	0.8	0	0	0	0	0	0	3.2
Texas A&M	11/29/2023		05:23	0-1	.000	0-0	.000	0-0	.000	0	1	1	0.8	0	1	0	0	0	0	2.7
Syracuse	12/02/2023		11:58	2-3	.667	2-3	.667	1-2	.500	1	1	2	1.0	0	0	1	0	1	7	3.3
N.C. Central	12/05/2023		16:43	0-0	.000	0-0	.000	0-0	.000	0	4	4	1.4	2	1	1	0	0	0	2.9
Northeastern	12/16/2023		03:16	0-0	.000	0-0	.000	0-0	.000	0	0	0	1.2	0	0	0	0	0	0	2.6
at Memphis	12/19/2023		18:00	0-2	.000	0-2	.000	0-0	.000	0	2	2	1.3	2	3	1	0	0	0	2.3
Morgan St.	12/27/2023		16:27	1-4	.250	1-4	.250	0-0	.000	0	1	1	1.3	1	2	0	0	1	3	2.4
at Notre Dame	12/30/2023		14:06	1-1	1.000	0-0	.000	0-2	.000	1	0	1	1.3	1	0	0	0	0	2	2.3
Louisville	01/03/2024		18:15	5-6	.833	2-3	.667	0-0	.000	0	0	0	1.2	0	2	0	0	1	12	3.1
at NC State	01/06/2024		17:47	0-2	.000	0-0	.000	0-0	.000	1	3	4	1.4	0	1	0	0	1	0	2.9
at Wake Forest	01/13/2024		09:11	1-1	1.000	1-1	1.000	0-0	.000	0	1	1	1.3	1	1	0	0	0	3	2.9
Virginia Tech	01/17/2024		02:34	0-1	.000	0-0	.000	0-0	.000	0	0	0	1.3	0	0	0	0	0	0	2.7
at Georgia Tech	01/20/2024		02:54	1-1	1.000	0-0	.000	0-0	.000	0	0	0	1.2	0	0	0	0	0	2	2.6
Totals		0	201:57	16-32	.500	8-18	.444	5-10	.500	3	17	20	1.2	11	12	6	1	4	45	2.6

Player Averages

Games Played	Minutes/ game	Points/ game	FG Pct	3FG Pct	FT Pct	Rebounds/ game	Assists/ game	Turnovers/ game	Assist/Turnover ratio	Steals/ game	Blocks/ game
17	11.9	2.6	50.0	44.4	50.0	1.2	0.7	0.4	2.0	0.2	0.1



11 ISAAC MCKNEELY

So. • G • 6-4 • 188 • Poca, W.Va. • Poca

2023-24 SEASON

- Scored 15 points and made four 3-pointers vs. Tarleton State (11/6/23)
- Scored nine points and matched career high with six rebounds vs. Florida (11/10/23)
- Had eight points before leaving with ankle injury vs. North Carolina A&T (11/14/23)
- Missed the Texas Southern game (11/16/23) with an ankle injury
- Scored nine points vs. Wisconsin (11/20/23)
- Tallied eight points and five rebounds vs. West Virginia (11/22/23)
- Scored 10 points vs. No. 14 Texas A&M (11/29/23)
- Netted career highs in points (22) and 3-pointers (6) vs. Syracuse (12/2/23)
- Matched career highs in points (22) and 3-pointers (6) vs. NCCU (12/5/23)
- Scored 18 points (7-11 FG) vs. Louisville (1/3/24)
- Scored 18 points (4-7 3FG) at NC State (1/6/24)
- Matched a career high with six 3-pointers en route to a game-high 20 points at Georgia Tech (1/20/24)


CAREER STATS/HIGHLIGHTS

		Field Goals				3-Point		F-Throws		Rebounds								Scoring			
SEASON	TEAM	GP-GS	MIN	AVG	FG-FGA	FG%	3FG-3FGA	3FG%	FT-FTA	FT%	OFF	DEF	TOT	AVG	PF-FO	A	TO	BLK	STL	PTS	AVG
2022-23	UVa	33-1	708	21.5	77-182	.423	51-130	.392	17-24	.708	7	66	73	2.2	44-0	23	21	4	12	222	6.7
2023-24	UVa	17-17	518	30.4	68-160	.425	44-90	.489	22-25	.880	1	52	53	3.1	26-0	27	20	3	12	202	11.9
TOTAL		50-18	1226	24.5	145-342	.424	95-220	.432	39-49	.796	8	118	126	2.5	70-0	50	41	7	24	424	8.5

Single Game Highs

Statistic	Value	
Points	22	vs Syracuse 12/02/23, vs N.C. Central 12/05/23
Rebounds	6	at North Carolina 02/25/23, vs Florida 11/10/23
Assists	4	vs Tarleton St. 11/06/23, vs Morgan St. 12/27/23
Steals	2	4 times
Blocks	2	vs NC State 02/07/23
FG Made	8	vs Syracuse 12/02/23, vs N.C. Central 12/05/23
FG Attempts	13	at NC State 01/06/24, at Georgia Tech 01/20/24
3FG Made	6	vs Syracuse 12/02/23, vs N.C. Central 12/05/23, at Georgia Tech 01/20/24
3FG Attempts	9	at Georgia Tech 01/20/24
FT Made	4	at Memphis 12/19/23, at Wake Forest 01/13/24
FT Attempts	4	vs Tarleton St. 11/06/23, at Memphis 12/19/23, at Wake Forest 01/13/24

2023-24 MCKNEELY GAME-BY-GAME



12 ELIJAH GERTRUDE

Fr. • G • 6-4 • 185 • Jersey City, N.J. • Hudson Regional Catholic

2023-24 SEASON

- Made his collegiate debut vs. No. 14 Texas A&M
- Scored six points and had two steals vs. Syracuse (12/2/23)
- Scored season-high 13 points vs. NCCU (12/5/23)
- Tallied five points and five rebounds vs. Northeastern (12/16/23)
- Scored four points and blocked two shots vs. Morgan State (12/27/23)
- Tallied six points, three rebounds and two steals at Notre Dame (12/30/23)

CAREER STATS/HIGHLIGHTS

		Field Goals				3-Point		F-Throws		Rebounds								Scoring			
SEASON	TEAM	GP-GS	MIN	AVG	FG-FGA	FG%	3FG-3FGA	3FG%	FT-FTA	FT%	OFF	DEF	TOT	AVG	PF-FO	A	TO	BLK	STL	PTS	AVG
2023-24	UVa	10-0	109	10.9	15-38	.395	1-11	.091	7-10	.700	1	12	13	1.3	13-0	5	9	6	8	38	3.8
TOTAL		10-0	109	10.9	15-38	.395	1-11	.091	7-10	.700	1	12	13	1.3	13-0	5	9	6	8	38	3.8

Single Game Highs

Statistic	Value	
Points	13	vs N.C. Central 12/05/23
Rebounds	5	vs Northeastern 12/16/23
Assists	1	5 times
Steals	2	4 times
Blocks	2	vs Morgan St. 12/27/23
FG Made	6	vs N.C. Central 12/05/23
FG Attempts	11	vs N.C. Central 12/05/23
3FG Made	1	vs N.C. Central 12/05/23
3FG Attempts	5	vs N.C. Central 12/05/23
FT Made	3	vs Northeastern 12/16/23
FT Attempts	5	vs Northeastern 12/16/23

2023-24 GERTRUDE GAME-BY-GAME

Opponent	Date	GS	MIN	Total		3-Pointers		Free throws		Rebounds				PF				STL	PTS	AVG
				FG-FGA	PCT	3FG-3FGA	PCT	FT-FTA	PCT	OFF	DEF	TOT	AVG	A	TO	BLK	AVG			
Texas A&M	11/29/2023		07:37	0-1	.000	0-1	.000	0-0	.000	0	1	1	1.0	1	0	0	1	0	0	0.0
Syracuse	12/02/2023		18:04	2-5	.400	0-1	.000	2-2	1.000	0	1	1	1.0	1	1	3	1	2	6	3.0
N.C. Central	12/05/2023		16:46	6-11	.545	1-5	.200	0-0	.000	0	0	0	0.7	4	1	0	0	0	13	6.3
Northeastern	12/16/2023		14:47	1-3	.333	0-0	.000	3-5	.600	0	5	5	1.8	1	0	0	1	2	5	6.0
at Memphis	12/19/2023		11:22	2-5	.400	0-1	.000	0-1	.000	0	1	1	1.6	2	0	3	0	2	4	5.6
Morgan St.	12/27/2023		12:52	2-3	.667	0-0	.000	0-0	.000	1	0	1	1.5	2	1	0	2	0	4	5.3
at Notre Dame	12/30/2023		10:34	2-4	.500	0-0	.000	2-2	1.000	0	3	3	1.7	0	0	2	0	2	6	5.4
Louisville	01/03/2024		07:06	0-3	.000	0-2	.000	0-0	.000	0	0	0	1.5	1	1	0	0	0	0	4.8
at NC State	01/06/2024		07:32	0-2	.000	0-1	.000	0-0	.000	0	1	1	1.4	1	0	0	1	0	0	4.2
at Wake Forest	01/13/2024		02:26	0-1	.000	0-0	.000	0-0	.000	0	0	0	1.3	0	1	1	0	0	0	3.8
Totals		0	109:06	15-38	.395	1-11	.091	7-10	.700	1	12	13	1.3	13	5	9	6	8	38	3.8

Player Averages

Games Played	Minutes/ game	Points/ game	FG Pct	3FG Pct	FT Pct	Rebounds/ game	Assists/ game	Turnovers/ game	Assist/Turnover ratio	Steals/ game	Blocks/ game
10	10.9	3.8	39.5	9.1	70.0	1.3	0.5	0.9	0.6	0.8	0.6



13 RYAN DUNN

So. • G • 6-8 • 216 • Freeport, N.Y. • Perkiomen School

2023-24 SEASON

- Collected nine points, seven rebounds, two blocks and one steal vs. Tarleton State (11/6/23)
- Tallied six points, eight rebounds along with school record-tying seven steals vs. Florida (11/10/23)
- Netted 13 points, career-high 11 rebounds, three blocked shots and two steals vs. North Carolina A&T (11/14/23)
- Scored 15 points along with career highs in free throws (8) and free throws attempted (9), and four blocked shots and added three steals vs. Texas Southern (11/16/23)
- Registered six points, six rebounds, two steals and career-high five blocked shots vs. Wisconsin (11/20/23)
- Tallied 13 points, five rebounds, two steals and one blocked shot vs. West Virginia (11/22/23)
- Recorded 12 points, five rebounds, career-high five blocked shots and three steals vs. No. 14 Texas A&M (11/29/23)
- Tallied six points, six rebounds and two assists vs. NCCU (12/5/23)
- Totaled 11 points, 11 rebounds, two blocked shots and two steals at No. 23 Memphis (12/19/23)
- Scored eight points along with a game-high 10 rebounds vs. Morgan State (12/27/23)
- Had 13 points and five rebounds at Notre Dame (12/30/23)
- Recorded third double-double with 15 points and 10 rebounds along with three blocked shots vs. Louisville (1/3/24)
- Scored career-high 16 points (7-9 FG) and added seven rebounds at NC State (1/6/24)
- Registered six points, seven rebounds, one block and one steal vs. Virginia Tech (1/17/24)
- Tallied nine points and game highs in rebounds (10) and blocks (3) at Georgia Tech (1/20/24)

CAREER STATS/HIGHLIGHTS

			Field Goals		3-Point		F-Throws		Rebounds								Scoring			
SEASON	TEAM	GP-GS	MIN/AVG	FG-FGA	FG%	3FG-3FGA	3FG%	FT-FTA	FT%	OFF	DEF	TOT	AVG	PF-FO	A	TO	BLK	STL	PTS	AVG
2022-23	UvA	31-0	401/12.9	33-62	.532	5-16	.313	11-22	.500	19	72	91	2.9	41-1	9	14	33	13	82	2.6
2023-24	UvA	18-18	482/26.8	67-118	.568	6-24	.250	31-54	.574	41	81	122	6.8	34-0	16	15	37	34	171	9.5
TOTAL		49-18	883/18.0	100-180	.556	11-40	.275	42-76	.553	60	153	213	4.3	75-1	25	29	70	47	253	5.2

Single Game Highs

Statistic	Value
Points	16 at NC State 01/06/24
Rebounds	11 vs N.C. A&T 11/14/23, at Memphis 12/19/23
Assists	2 6 times
Steals	7 vs Florida 11/10/23
Blocks	5 vs Wisconsin 11/20/23, vs Texas A&M 11/29/23
FG Made	7 vs Louisville 01/03/24, at NC State 01/06/24
FG Attempts	14 at Memphis 12/19/23
3FG Made	2 vs Texas A&M 11/29/23
3FG Attempts	4 vs Texas A&M 11/29/23
FT Made	8 vs Texas Southern 11/16/23
FT Attempts	9 vs Texas Southern 11/16/23

2023-24 DUNN GAME-BY-GAME

Opponent	Date	GS	MIN	Total		3-Pointers		Free throws		Rebounds				PF	A	TO	BLK	STL	PTS	AVG
				FG-FGA	PCT	3FG-3FGA	PCT	FT-FTA	PCT	OFF	DEF	TOT	AVG							
Tarleton St.	11/06/2023	*	21:04	2-3	.667	1-2	.500	4-8	.500	2	5	7	7.0	2	1	0	2	1	9	9.0
vs Florida	11/10/2023	*	32:47	3-7	.429	0-3	.000	0-0	.000	1	7	8	7.5	2	2	1	0	7	6	7.5
N.C. A&T	11/14/2023	*	21:13	4-5	.800	0-0	.000	5-6	.833	4	7	11	8.7	1	1	0	3	2	13	9.3
Texas Southern	11/16/2023	*	24:47	3-5	.600	1-3	.333	8-9	.889	2	3	5	7.8	2	2	0	4	3	15	10.8
vs Wisconsin	11/20/2023	*	26:28	3-6	.500	0-2	.000	0-0	.000	0	6	6	7.4	3	0	1	5	2	6	9.8
vs West Virginia	11/22/2023	*	28:58	5-11	.455	0-3	.000	3-6	.500	2	3	5	7.0	3	0	1	1	2	13	10.3
Texas A&M	11/29/2023	*	36:07	4-8	.500	2-4	.500	2-2	1.000	0	5	5	6.7	0	0	1	5	3	12	10.6
Syracuse	12/02/2023	*	21:56	2-4	.500	0-2	.000	0-0	.000	1	3	4	6.4	3	2	0	2	2	4	9.8
N.C. Central	12/05/2023	*	20:33	3-3	1.000	0-0	.000	0-0	.000	1	5	6	6.3	2	2	0	1	1	6	9.3
Northeastern	12/16/2023	*	28:45	2-5	.400	0-1	.000	1-2	.500	1	3	4	6.1	1	1	2	2	0	5	8.9
at Memphis	12/19/2023	*	26:20	5-14	.357	0-1	.000	1-3	.333	8	3	11	6.5	2	0	1	2	2	11	9.1
Morgan St.	12/27/2023	*	24:23	3-9	.333	0-0	.000	2-6	.333	5	5	10	6.8	2	0	1	1	2	8	9.0
at Notre Dame	12/30/2023	*	24:09	6-9	.667	0-0	.000	1-2	.500	4	1	5	6.7	3	1	2	0	1	13	9.3
Louisville	01/03/2024	*	31:02	7-8	.875	0-0	.000	1-3	.333	2	8	10	6.9	1	1	1	3	1	15	9.7
at NC State	01/06/2024	*	32:11	7-9	.778	1-2	.500	1-3	.333	2	5	7	6.9	3	1	1	1	1	16	10.1
at Wake Forest	01/13/2024	*	23:02	1-4	.250	0-0	.000	2-2	1.000	0	1	1	6.6	0	0	1	1	3	4	9.8
Virginia Tech	01/17/2024	*	25:46	3-4	.750	0-0	.000	0-0	.000	1	6	7	6.6	2	0	1	1	1	6	9.5
at Georgia Tech	01/20/2024	*	32:11	4-4	1.000	1-1	1.000	0-2	.000	5	5	10	6.8	2	2	1	3	0	9	9.5
Totals		18	481:43	67-118	.568	6-24	.250	31-54	.574	41	81	122	6.8	34	16	15	37	34	171	9.5

Player Averages

Games Played	Minutes/game	Points/game	FG Pct	3FG Pct	FT Pct	Rebounds/game	Assists/game	Turnovers/game	Assist/Turnover ratio	Steals/game	Blocks/game
18	26.8	9.5	56.8	25.0	57.4	6.8	0.9	0.8	1.1	1.9	2.1



22 JORDAN MINOR

Gr. • F • 6-8 • 242 • Kingston, Mass. • Merrimack

2023-24 SEASON

- Collected three rebounds in UVA debut vs. Tarleton State (11/6/23)
- Scored six points along with two rebounds vs. North Carolina A&T (11/14/23)
- Totaled two rebounds vs. No. 14 Texas A&M (11/29/23)
- Tallied two points and two rebounds at No. 23

Memphis (12/19/23)

- Scored six points along with two rebounds vs. Morgan State (12/27/23)
- Tallied six points and three rebounds at NC State (1/6/24)
- Registered nine point and five rebounds in 22 minutes in first start at Wake Forest (1/13/24)
- Scored season-high 16 points along with five rebounds in 26 minutes vs. Virginia Tech (1/17/24)
- Reached double figures with 11 points in third start at Georgia Tech (1/20/24)

CAREER STATS/HIGHLIGHTS

		Field Goals					3-Point		F-Throws		Rebounds				PF-FO				Scoring			
SEASON	TEAM	GP-GS	MIN/AVG	FG-FGA	FG%	3FG-3FGA	3FG%	FT-FTA	FT%	OFF	DEF	TOT	AVG	PF-FO	A	TO	BLK	STL	PTS	AVG		
2019-20	Merri	31-0	505/16.3	70-137	.511	2-5	.400	50-90	.556	79	58	137	4.4	76-0	24	40	32	7	192	6.2		
2020-21	Merri	18-18	527/29.3	83-173	.480	1-7	.143	49-84	.583	54	91	145	8.1	69-7	32	56	25	15	216	12.0		
2021-22	Merri	30-30	910/30.3	182-346	.526	1-11	.091	88-143	.615	95	152	247	8.2	101-5	36	61	73	44	453	15.1		
2022-23	Merri	28-28	935/33.4	186-361	.515	1-9	.111	115-196	.587	91	171	262	9.4	84-4	65	78	72	39	488	17.4		
2023-24	UVa	16-3	165/10.3	23-45	.511	0-0	.000	16-24	.667	17	18	35	2.2	22-0	6	9	2	5	62	3.9		
TOTAL FOR UVa		16-3	165/10.3	23-45	.511	0-0	.000	16-24	.667	17	18	35	2.2	22-0	6	9	2	5	62	3.9		
TOTAL		123-79	3042/24.7	544-1062	.512	5-32	.156	318-537	.592	336	490	826	6.7	352-16	163	244	204	110	1411	11.5		

Single Game Highs

Statistic	Value	
Points	28	vs Central Conn. St. 02/10/22
Rebounds	20	at Sacred Heart 02/18/23
Assists	7	vs LIU 02/02/23
Steals	6	vs Brown 12/07/21
Blocks	8	at Central Conn. St. 01/08/22, at Bucknell 12/18/22
FG Made	12	vs Central Conn. St. 02/10/22, at Sacred Heart 02/15/22
FG Attempts	19	at Gonzaga 12/09/21, vs Stonehill 02/09/23, at LIU 02/25/23
3FG Made	2	vs Jacksonville 11/17/19
3FG Attempts	3	vs Jacksonville 11/17/19, at Gonzaga 12/09/21
FT Made	11	at Wagner 12/31/22
FT Attempts	13	4 times

2023-24 MINOR GAME-BY-GAME

Opponent	Date	GS	MIN	Total		3-Pointers		Free throws		Rebounds											
				FG-FGA	PCT	3FG-3FGA	PCT	FT-FTA	PCT	OFF	DEF	TOT	AVG	PF	A	TO	BLK	STL	PTS	AVG	
Tarleton St.	11/06/2023		11:42	0-1	.000	0-0	.000	0-0	.000	2	1	3	3.0	1	0	1	1	0	0	0.0	
N.C. A&T	11/14/2023		12:14	2-3	.667	0-0	.000	2-2	1.000	1	1	2	2.5	2	0	1	0	0	6	3.0	
Texas Southern	11/16/2023		07:04	1-3	.333	0-0	.000	0-0	.000	3	0	3	2.7	1	1	0	0	0	2	2.7	
vs Wisconsin	11/20/2023		04:55	0-0	.000	0-0	.000	0-0	.000	0	0	0	2.0	1	0	0	0	0	0	2.0	
vs West Virginia	11/22/2023		01:40	1-1	1.000	0-0	.000	0-0	.000	0	0	0	1.6	2	0	0	0	0	2	2.0	
Texas A&M	11/29/2023		02:35	0-0	.000	0-0	.000	0-0	.000	0	2	2	1.7	1	0	0	0	0	0	1.7	
Syracuse	12/02/2023		07:19	0-2	.000	0-0	.000	0-0	.000	1	0	1	1.6	3	0	0	0	0	0	1.4	
N.C. Central	12/05/2023		11:41	0-4	.000	0-0	.000	0-0	.000	0	3	3	1.8	2	2	2	0	0	0	1.3	
at Memphis	12/19/2023		03:18	1-1	1.000	0-0	.000	0-1	.000	1	1	2	1.8	0	0	0	0	0	2	1.3	
Morgan St.	12/27/2023		11:49	3-5	.600	0-0	.000	0-0	.000	2	0	2	1.8	0	1	1	0	1	6	1.8	
at Notre Dame	12/30/2023		08:37	1-2	.500	0-0	.000	0-0	.000	2	0	2	1.8	0	0	1	0	0	2	1.8	
Louisville	01/03/2024		02:00	0-0	.000	0-0	.000	0-0	.000	0	0	0	1.7	0	0	0	0	0	0	1.7	
at NC State	01/06/2024		07:31	2-2	1.000	0-0	.000	2-2	1.000	1	2	3	1.8	0	0	0	0	0	6	2.0	
at Wake Forest	01/13/2024	*	22:18	3-8	.375	0-0	.000	3-5	.600	1	4	5	2.0	2	0	1	1	1	9	2.5	
Virginia Tech	01/17/2024	*	26:29	5-8	.625	0-0	.000	6-8	.750	2	3	5	2.2	3	2	1	0	2	16	3.4	
at Georgia Tech	01/20/2024	*	24:07	4-5	.800	0-0	.000	3-6	.500	1	1	2	2.2	4	0	1	0	1	11	3.9	
Totals		3	165:19	23-45	.511	0-0	.000	16-24	.667	17	18	35	2.2	22	6	9	2	5	62	3.9	

Player Averages

Games Played	Minutes/game	Points/game	FG Pct	3FG Pct	FT Pct	Rebounds/game	Assists/game	Turnovers/game	Assist/Turnover ratio	Steals/game	Blocks/game
16	10.3	3.9	51.1	0.0	66.7	2.2	0.4	0.6	0.7	0.3	0.1



34 JAKE GROVES

Gr. • F • 6-9 • 211 • Spokane, Wash. • Oklahoma

2023-24 SEASON

- Scored nine points on 3 of 4 3-pointers vs. Tarleton State (11/6/23)
- Scored 12 points vs. Florida (11/10/23)
- Recorded 11 points and matched a career high with nine rebounds vs. North Carolina A&T (11/14/23)
- Registered 12 points, four rebounds and three assists

vs. No. 14 Texas A&M (11/29/23)

- Netted eight points vs. Syracuse (12/2/23) and Northeastern (12/16/23)
- Tallied 12 points on 5 of 7 field goals at No. 23 Memphis (12/19/23)
- Scored 10 points (3 of 4 3FG) vs. Morgan State (12/27/23)
- Recored seven points and matched a career high with nine rebounds vs. Louisville (1/3/24)
- Scored six points on a pair of 3-pointers vs. Virginia Tech (1/17/24)
- Scored five points, including key 3-pointer, at Georgia Tech (1/20/24)

CAREER STATS/HIGHLIGHTS

SEASON	TEAM	GP-GS	MIN/AVG	Field Goals		3-Point		F-Throws		Rebounds				Scoring			
				FG-FGA	FG%	3FG-3FGA	3FG%	FT-FTA	FT%	OFF	DEF	TOT	AVG	PF-FO	A	TO	BLK STL
2019-20	EWU	24-0	154/6.4	25-49	.510	2-14	.143	9-16	.563	11	26	37	1.5	23-0	7	15	0 6
2020-21	EWU	24-14	522/21.8	90-163	.552	16-44	.364	28-37	.757	23	77	100	4.2	60-2	22	29	3 11
2021-22	OU	34-12	587/17.3	60-139	.432	23-75	.307	14-23	.609	24	73	97	2.9	49-1	15	22	3 8
2022-23	OU	32-22	655/20.5	81-185	.438	37-97	.381	17-24	.708	17	64	81	2.5	38-0	26	27	2 13
2023-24	UVa	18-11	349/19.4	46-99	.465	21-49	.429	14-17	.824	14	32	46	2.6	38-0	13	6	2 9
TOTAL FOR UVa		18-11	349/19.4	46-99	.465	21-49	.429	14-17	.824	14	32	46	2.6	38-0	13	6	2 9
TOTAL		132-59	2268/17.2	302-635	.476	99-279	.355	82-117	.701	89	272	361	2.7	208-3	83	99	10 47

Single Game Highs

Statistic	Value
Points	26 vs Central Ark. 12/17/22
Rebounds	9 5 times
Assists	3 6 times
Steals	3 4 times
Blocks	1 10 times
FG Made	10 vs Montana 03/12/21, vs Central Ark. 12/17/22
FG Attempts	16 at Washington St. 11/28/20
3FG Made	5 vs Texas 12/31/22
3FG Attempts	9 vs Texas 12/31/22
FT Made	4 4 times
FT Attempts	6 vs Montana 01/09/20

2023-24 GROVES GAME-BY-GAME

Opponent	Date	GS	MIN	Total		3-Pointers		Free throws		Rebounds				PF	A	TO	BLK	STL	PTS	AVG
				FG-FGA	PCT	3FG-3FGA	PCT	FT-FTA	PCT	OFF	DEF	TOT	AVG							
Tarleton St.	11/06/2023	*	14:42	3-4	.750	3-4	.750	0-0	.000	0	1	1	1.0	4	1	0	0	1	9	9.0
vs Florida	11/10/2023	*	16:19	4-7	.571	2-3	.667	2-2	1.000	0	0	0	0.5	4	2	0	0	1	12	10.5
N.C. A&T	11/14/2023		20:41	4-6	.667	2-2	1.000	1-2	.500	3	6	9	3.3	1	2	1	1	1	11	10.7
Texas Southern	11/16/2023		16:33	3-6	.500	0-3	.000	1-1	1.000	1	1	2	3.0	2	0	0	0	0	7	9.8
vs Wisconsin	11/20/2023		20:47	1-7	.143	0-3	.000	2-2	1.000	0	2	2	2.8	1	0	1	0	0	4	8.6
vs West Virginia	11/22/2023		21:01	2-5	.400	1-3	.333	0-0	.000	0	0	0	2.3	2	0	0	0	1	5	8.0
Texas A&M	11/29/2023	*	31:30	5-8	.625	2-4	.500	0-0	.000	1	3	4	2.6	2	3	0	0	0	12	8.6
Syracuse	12/02/2023	*	23:06	2-4	.500	1-2	.500	3-4	.750	1	2	3	2.6	1	1	1	0	0	8	8.5
N.C. Central	12/05/2023	*	13:29	1-3	.333	0-2	.000	0-0	.000	0	1	1	2.4	2	2	0	0	0	2	7.8
Northeastern	12/16/2023	*	21:32	3-5	.600	0-2	.000	2-2	1.000	0	1	1	2.3	3	0	1	1	0	8	7.8
at Memphis	12/19/2023	*	25:45	5-7	.714	2-3	.667	0-0	.000	0	3	3	2.4	2	0	0	0	2	12	8.2
Morgan St.	12/27/2023	*	14:36	3-6	.500	3-4	.750	1-2	.500	1	0	1	2.3	2	0	0	0	2	10	8.3
at Notre Dame	12/30/2023	*	18:13	2-3	.667	0-0	.000	0-0	.000	0	1	1	2.2	3	0	0	0	1	4	8.0
Louisville	01/03/2024	*	33:43	2-8	.250	1-5	.200	2-2	1.000	3	6	9	2.6	3	1	0	0	0	7	7.9
at NC State	01/06/2024		12:00	1-6	.167	0-2	.000	0-0	.000	0	1	1	2.5	0	0	0	0	0	2	7.5
at Wake Forest	01/13/2024	*	17:25	1-4	.250	1-1	1.000	0-0	.000	2	2	4	2.6	3	1	1	0	0	3	7.3
Virginia Tech	01/17/2024		14:49	2-5	.400	2-4	.500	0-0	.000	1	2	3	2.6	1	0	0	0	0	6	7.2
at Georgia Tech	01/20/2024		12:56	2-5	.400	1-2	.500	0-0	.000	1	0	1	2.6	2	0	1	0	0	5	7.1
Totals		11	349:06	46-99	.465	21-49	.429	14-17	.824	14	32	46	2.6	38	13	6	2	9	127	7.1

Player Averages

Games Played	Minutes/game	Points/game	FG Pct	3FG Pct	FT Pct	Rebounds/game	Assists/game	Turnovers/game	Assist/Turnover ratio	Steals/game	Blocks/game
18	19.4	7.1	46.5	42.9	82.4	2.6	0.7	0.3	2.2	0.5	0.1



35 LEON BOND III

R-Fr. • G/F • 6-5 • 203 • Wauwatosa, Wis. • Wauwatosa East

2023-24 SEASON

- Recorded 12 points, nine rebounds and two steals in collegiate debut vs. Tarleton State (11/6/23)
- Scored 16 points on 8 of 10 field goals vs. North Carolina A&T (11/14/23)
- Tallied eight points and three rebounds vs. Texas Southern (11/16/23)
- Registered eight points and team-high seven rebounds vs. West Virginia (11/22/23)
- Had six points and team-high six rebounds vs. Syracuse (12/2/23)
- Collected 14 points and a game-high nine rebounds and two blocked shots vs. NCCU (12/5/23)
- Scored six points vs. Northeastern (12/16/23)
- Recorded 10 points and seven rebounds vs. Morgan State (12/27/23)

CAREER HIGHLIGHTS

		Field Goals				3-Point		F-Throws		Rebounds				Scoring						
SEASON	TEAM	GP-GS	MIN/AVG	FG-FGA	FG%	3FG-3FGA	3FG%	FT-FTA	FT%	OFF	DEF	TOT	AVG	PF-FO	A	TO	BLK	STL	PTS	AVG
2023-24	UVa	18-0	261/14.5	41-85	.482	1-2	.500	9-14	.643	25	34	59	3.3	16-0	15	6	5	11	92	5.1
TOTAL		18-0	261/14.5	41-85	.482	1-2	.500	9-14	.643	25	34	59	3.3	16-0	15	6	5	11	92	5.1

Single Game Highs

Statistic	Value	
Points	16	vs N.C. A&T 11/14/23
Rebounds	9	vs Tarleton St. 11/06/23, vs N.C. Central 12/05/23
Assists	3	vs N.C. Central 12/05/23
Steals	3	vs Texas Southern 11/16/23
Blocks	2	vs N.C. Central 12/05/23
FG Made	8	vs N.C. A&T 11/14/23
FG Attempts	10	vs N.C. A&T 11/14/23
3FG Made	1	vs N.C. Central 12/05/23
3FG Attempts	1	vs N.C. Central 12/05/23, vs West Virginia 11/22/23
FT Made	4	vs Tarleton St. 11/06/23
FT Attempts	6	vs Tarleton St. 11/06/23

2023-24 BOND III GAME-BY-GAME

Opponent	Date	GS	MIN	Total		3-Pointers		Free throws		Rebounds				PF	A	TO	BLK	STL	PTS	AVG
				FG-FGA	PCT	3FG-3FGA	PCT	FT-FTA	PCT	OFF	DEF	TOT	AVG							
Tarleton St.	11/06/2023		16:42	4-5	.800	0-0	.000	4-6	.667	5	4	9	9.0	0	0	0	0	2	12	12.0
vs Florida	11/10/2023		04:02	1-3	.333	0-0	.000	0-0	.000	1	0	1	5.0	1	0	0	0	0	2	7.0
N.C. A&T	11/14/2023		18:47	8-10	.800	0-0	.000	0-0	.000	2	1	3	4.3	0	0	1	1	0	16	10.0
Texas Southern	11/16/2023		20:09	4-7	.571	0-0	.000	0-0	.000	1	2	3	4.0	2	1	0	0	3	8	9.5
vs Wisconsin	11/20/2023		13:21	0-1	.000	0-0	.000	0-0	.000	0	0	0	3.2	0	0	0	1	0	0	7.6
vs West Virginia	11/22/2023		21:05	4-8	.500	0-1	.000	0-0	.000	4	3	7	3.8	1	2	1	0	0	8	7.7
Texas A&M	11/29/2023		07:41	0-2	.000	0-0	.000	0-0	.000	0	0	0	3.3	0	0	0	0	1	0	6.6
Syracuse	12/02/2023		18:04	2-7	.286	0-0	.000	2-2	1.000	2	4	6	3.6	2	2	2	0	0	6	6.5
N.C. Central	12/05/2023		21:18	6-8	.750	1-1	1.000	1-2	.500	1	8	9	4.2	3	3	0	2	0	14	7.3
Northeastern	12/16/2023		13:38	3-4	.750	0-0	.000	0-0	.000	0	1	1	3.9	1	0	0	0	0	6	7.2
at Memphis	12/19/2023		21:41	3-5	.600	0-0	.000	0-0	.000	1	0	1	3.6	0	0	1	0	0	6	7.1
Morgan St.	12/27/2023		18:42	4-9	.444	0-0	.000	2-2	1.000	2	5	7	3.9	1	2	0	1	1	10	7.3
at Notre Dame	12/30/2023		19:17	0-3	.000	0-0	.000	0-0	.000	1	2	3	3.8	0	2	0	0	2	0	6.8
Louisville	01/03/2024		07:56	0-1	.000	0-0	.000	0-0	.000	3	1	4	3.9	0	2	0	0	1	0	6.3
at NC State	01/06/2024		03:38	0-3	.000	0-0	.000	0-0	.000	0	0	0	3.6	1	0	0	0	0	0	5.9
at Wake Forest	01/13/2024		20:52	2-7	.286	0-0	.000	0-2	.000	2	2	4	3.6	2	0	1	0	1	4	5.8
Virginia Tech	01/17/2024		04:54	0-1	.000	0-0	.000	0-0	.000	0	1	1	3.5	0	0	0	0	0	0	5.4
at Georgia Tech	01/20/2024		09:27	0-1	.000	0-0	.000	0-0	.000	0	0	0	3.3	2	1	0	0	0	0	5.1
Totals		0	261:14	41-85	.482	1-2	.500	9-14	.643	25	34	59	3.3	16	15	6	5	11	92	5.1

Player Averages

Games Played	Minutes/ game	Points/ game	FG Pct	3FG Pct	FT Pct	Rebounds/ game	Assists/ game	Turnovers/ game	Assist/Turnover ratio	Steals/ game	Blocks/ game
18	14.5	5.1	48.2	50.0	64.3	3.3	0.8	0.3	2.5	0.6	0.3



2023-24 Virginia Men's Basketball Combined Team Statistics All games

Page 1/1
as of Jan 21, 2024

Game Records

Record	Overall	Home	Away	Neutral
ALL GAMES	13-5	10-0	1-4	2-1
CONFERENCE	4-3	3-0	1-3	0-0
NON-CONFERENCE	9-2	7-0	0-1	2-1

Score by Periods

Team	1st	2nd	OT	TOT
Virginia	573	606	0	1179
Opponents	461	587	0	1048

Team Box Score

No.	Player				Total		3-Point		F-Throw		Rebounds													
		GP-GS	MIN	AVG	FG-FGA	FG%	3FG-3FGA	3FG%	FT-FTA	FT%	OFF	DEF	TOT	AVG	PF	DQ	A	TO	BLK	STL	PTS	AVG		
2	BEEKMAN, Reece	18-18	554:48	30.8	90-195	.462	17-54	.315	41-53	.774	5	54	59	3.3	20	0	109	34	10	40	238	13.2		
11	MCKNEELY, Isaac	17-17	517:35	30.4	68-160	.425	44-90	.489	22-25	.880	1	52	53	3.1	26	0	27	20	3	12	202	11.9		
13	DUNN, Ryan	18-18	481:43	26.8	67-118	.568	6-24	.250	31-54	.574	41	81	122	6.8	34	0	16	15	37	34	171	9.5		
34	GROVES, Jacob	18-11	349:06	19.4	46-99	.465	21-49	.429	14-17	.824	14	32	46	2.6	38	0	13	6	2	9	127	7.1		
4	ROHDE, Andrew	18-17	523:58	29.1	39-120	.325	17-65	.262	3-10	.300	1	42	43	2.4	16	0	56	19	1	11	98	5.4		
35	BOND III, Leon	18-0	261:14	14.5	41-85	.482	1-2	.500	9-14	.643	25	34	59	3.3	16	0	15	6	5	11	92	5.1		
22	MINOR, Jordan	16-3	165:19	10.3	23-45	.511	0-0	.000	16-24	.667	17	18	35	2.2	22	0	6	9	2	5	62	3.9		
12	GERTRUDE, Elijah	10-0	109:06	10.9	15-38	.395	1-11	.091	7-10	.700	1	12	13	1.3	13	0	5	9	6	8	38	3.8		
0	BUCHANAN, Blake	18-5	263:55	14.7	23-56	.411	0-0	.000	22-39	.564	23	33	56	3.1	30	1	9	11	14	9	68	3.8		
1	HARRIS, Dante	8-1	144:41	18.1	10-31	.323	2-9	.222	8-15	.533	1	17	18	2.3	13	0	13	7	3	7	30	3.8		
10	MURRAY, Taine	17-0	201:57	11.9	16-32	.500	8-18	.444	5-10	.500	3	17	20	1.2	11	0	12	6	1	4	45	2.6		
42	WALKER, Bryce	5-0	12:53	2.6	1-3	.333	1-2	.500	1-2	.500	0	1	1	0.2	0	0	1	0	0	0	4	0.8		
24	HOW, Tristan	6-0	13:43	2.3	2-5	.400	0-1	.000	0-1	.000	1	0	1	0.2	1	0	1	0	0	0	4	0.7		
Team											16	36	52					6						
Total		18	3600		441-987	.447	118-325	.363	179-274	.653	149	429	578	32.1	240	1	283	148	84	150	1179	65.5		
Opponents		18	3600		376-947	.397	125-396	.316	169-235	.719	174	446	620	34.4	251	3	204	248	43	96	1048	58.2		

Team Statistics

	UVA	OPP
Scoring	1179	1048
Points per game	65.5	58.2
Scoring margin	+7.3	-
Field goals-att	441-987	376-947
Field goal pct	.447	.397
3 point fg-att	118-325	125-396
3-point FG pct	.363	.316
3-pt FG made per game	6.6	6.9
Free throws-att	179-274	169-235
Free throw pct	.653	.719
F-Throws made per game	9.9	9.4
Rebounds	578	620
Rebounds per game	32.1	34.4
Rebounding margin	-2.3	-
Assists	283	204
Assists per game	15.7	11.3
Turnovers	148	248
Turnovers per game	8.2	13.8
Turnover margin	+5.6	-
Assist/turnover ratio	1.9	0.8
Steals	150	96
Steals per game	8.3	5.3
Blocks	84	43
Blocks per game	4.7	2.4
Winning streak	2	-
Home win streak	10	-
Attendance	138804	52393
Home games-Avg/Game	10-13880	5-10479
Neutral site-Avg/Game	-	3-4594

Team Results

Date	Opponent		Score	Att.
11/06/2023	Tarleton St.	W	80-50	14080
11/10/2023	vs Florida	W	73-70	6783
11/14/2023	N.C. A&T	W	80-51	12905
11/16/2023	Texas Southern	W	62-33	13099
11/20/2023	vs Wisconsin	L	41-65	3500
11/22/2023	vs West Virginia	W	56-54	3500
11/29/2023	Texas A&M	W	59-47	14061
12/02/2023	Syracuse	W	84-62	14637
12/05/2023	N.C. Central	W	77-47	13459
12/16/2023	Northeastern	W	56-54	13676
12/19/2023	at Memphis	L	54-77	13553
12/27/2023	Morgan St.	W	79-44	14637
12/30/2023	at Notre Dame	L	54-76	7784
01/03/2024	Louisville	W	77-53	13703
01/06/2024	at NC State	L	60-76	14821
01/13/2024	at Wake Forest	L	47-66	9855
01/17/2024	Virginia Tech	W	65-57	14547
01/20/2024	at Georgia Tech	W	75-66	6380



2023-24 Virginia Men's Basketball Combined Team Statistics In Conference games

Page 1/1
as of Jan 21, 2024

Game Records

Record	Overall	Home	Away	Neutral
ALL GAMES	4-3	3-0	1-3	0-0
CONFERENCE	4-3	3-0	1-3	0-0
NON-CONFERENCE	0-0	0-0	0-0	0-0

Score by Periods

Team	1st	2nd	OT	TOT
Virginia	205	257	0	462
Opponents	196	260	0	456

Team Box Score

No.	Player				Total		3-Point		F-Throw		Rebounds													
		GP-GS	MIN	AVG	FG-FGA	FG%	3FG-3FGA	3FG%	FT-FTA	FT%	OFF	DEF	TOT	AVG	PF	DQ	A	TO	BLK	STL	PTS	AVG		
11	MCKNEELY, Isaac	7-7	218:43	31.2	35-73	.479	21-38	.553	10-11	.909	0	26	26	3.7	14	0	10	7	0	5	101	14.4		
2	BEEKMAN, Reece	7-7	224:54	32.1	34-77	.442	8-22	.364	20-25	.800	1	18	19	2.7	8	0	49	16	1	12	96	13.7		
13	DUNN, Ryan	7-7	190:18	27.2	30-42	.714	2-5	.400	5-12	.417	15	29	44	6.3	14	0	7	7	11	9	67	9.6		
22	MINOR, Jordan	7-3	98:21	14.0	15-27	.556	0-0	.000	14-21	.667	8	10	18	2.6	12	0	2	4	1	4	44	6.3		
4	ROHDE, Andrew	7-6	208:42	29.8	15-48	.313	6-26	.231	0-1	.000	0	13	13	1.9	8	0	18	5	0	4	36	5.1		
34	GROVES, Jacob	7-4	132:12	18.9	12-35	.343	6-16	.375	5-6	.833	8	14	22	3.1	13	0	3	3	0	1	35	5.0		
1	HARRIS, Dante	2-0	27:45	13.9	4-11	.364	0-4	.000	1-3	.333	0	3	3	1.5	3	0	5	0	1	1	9	4.5		
10	MURRAY, Taine	7-0	76:45	11.0	10-15	.667	5-7	.714	1-4	.250	3	5	8	1.1	2	0	4	1	0	3	26	3.7		
0	BUCHANAN, Blake	7-1	88:47	12.7	10-23	.435	0-0	.000	4-6	.667	4	13	17	2.4	9	0	2	1	3	2	24	3.4		
12	GERTRUDE, Elijah	5-0	45:42	9.1	4-15	.267	0-4	.000	4-4	1.000	0	5	5	1.0	3	0	3	6	2	4	12	2.4		
24	HOW, Tristan	1-0	01:30	1.5	1-1	1.000	0-0	.000	0-1	.000	1	0	1	1.0	0	0	0	0	0	0	2	2.0		
35	BOND III, Leon	7-0	84:08	12.0	4-23	.174	0-0	.000	2-4	.500	8	10	18	2.6	7	0	7	3	0	4	10	1.4		
42	WALKER, Bryce	1-0	02:13	2.2	0-0	.000	0-0	.000	0-0	.000	0	0	0	0.0	0	0	1	0	0	0	0	0.0		
Team											5	15	20					2						
Total		7	1400		174-390	.446	48-122	.393	66-98	.673	53	161	214	30.6	93	0	111	55	19	49	462	66.0		
Opponents		7	1400		164-364	.451	62-174	.356	66-87	.759	47	180	227	32.4	90	0	87	87	18	33	456	65.1		

Team Statistics

	UVA	OPP
Scoring		
Points per game	66.0	65.1
Scoring margin	+0.9	-
Field goals-att		
Field goal pct	.446	.451
3 point fg-att		
3-point FG pct	.393	.356
3-pt FG made per game	6.9	8.9
Free throws-att		
Free throw pct	.673	.759
F-Throws made per game	9.4	9.4
Rebounds		
Rebounds per game	30.6	32.4
Rebounding margin	-1.9	-
Assists		
Assists per game	15.9	12.4
Turnovers		
Turnovers per game	7.9	12.4
Turnover margin	+4.6	-
Assist/turnover ratio	2.0	1.0
Steals		
Steals per game	7.0	4.7
Blocks		
Blocks per game	2.7	2.6
Winning streak		
Home win streak	3	-
Attendance		
Home games-Avg/Game	3-14296	4-9710
Neutral site-Avg/Game	-	0-0

Team Results

Date	Opponent		Score	Att.
12/02/2023	Syracuse	W	84-62	14637
12/30/2023	at Notre Dame	L	54-76	7784
01/03/2024	Louisville	W	77-53	13703
01/06/2024	at NC State	L	60-76	14821
01/13/2024	at Wake Forest	L	47-66	9855
01/17/2024	Virginia Tech	W	65-57	14547
01/20/2024	at Georgia Tech	W	75-66	6380



2023-24 Virginia Men's Basketball
Team Game-by-Game
All games

Page 1/1
as of Jan 21, 2024

				Total		3-Pointers		Free throws		Rebounds											
Opponent	Date	Score		FG-FGA	PCT	3FG-3FGA	PCT	FT-FTA	PCT	OFF	DEF	TOT	AVG	PF	A	TO	BLK	STL	PTS	AVG	
Tarleton St.	11/06/2023	80-50	W	23-47	.489	10-22	.455	24-39	.615	10	30	40	40.0	19	15	8	5	9	80	80.0	
vs Florida	11/10/2023	73-70	W	26-58	.448	7-18	.389	14-24	.583	9	21	30	35.0	14	15	6	2	15	73	76.5	
N.C. A&T	11/14/2023	80-51	W	31-57	.544	6-13	.462	12-16	.750	11	31	42	37.3	11	22	8	10	7	80	77.7	
Texas Southern	11/16/2023	62-33	W	21-48	.438	5-16	.313	15-21	.714	10	24	34	36.5	15	13	11	10	13	62	73.8	
vs Wisconsin	11/20/2023	41-65	L	15-46	.326	4-14	.286	7-7	1.000	3	18	21	33.4	10	10	8	8	5	41	67.2	
vs West Virginia	11/22/2023	56-54	W	21-52	.404	4-18	.222	10-16	.625	6	22	28	32.5	15	10	9	3	8	56	65.3	
Texas A&M	11/29/2023	59-47	W	22-53	.415	9-25	.360	6-6	1.000	7	23	30	32.1	11	14	10	8	8	59	64.4	
Syracuse	12/02/2023	84-62	W	30-55	.545	12-21	.571	12-15	.800	8	25	33	32.3	13	21	10	4	8	84	66.9	
N.C. Central	12/05/2023	77-47	W	32-59	.542	9-21	.429	4-8	.500	6	34	40	33.1	17	24	5	6	7	77	68.0	
Northeastern	12/16/2023	56-54	W	22-53	.415	2-14	.143	10-18	.556	6	22	28	32.6	10	13	5	4	8	56	66.8	
at Memphis	12/19/2023	54-77	L	22-56	.393	4-19	.211	6-10	.600	11	21	32	32.5	16	14	18	2	8	54	65.6	
Morgan St.	12/27/2023	79-44	W	32-68	.471	10-23	.435	5-11	.455	17	22	39	33.1	9	22	5	7	13	79	66.8	
at Notre Dame	12/30/2023	54-76	L	21-55	.382	2-11	.182	10-18	.556	10	17	27	32.6	14	10	11	1	8	54	65.8	
Louisville	01/03/2024	77-53	W	30-58	.517	10-26	.385	7-10	.700	9	25	34	32.7	15	20	3	4	6	77	66.6	
at NC State	01/06/2024	60-76	L	23-53	.434	5-15	.333	9-13	.692	5	26	31	32.6	11	14	8	2	6	60	66.1	
at Wake Forest	01/13/2024	47-66	L	16-57	.281	4-12	.333	11-15	.733	7	20	27	32.3	15	9	7	3	7	47	64.9	
Virginia Tech	01/17/2024	65-57	W	25-54	.463	4-14	.286	11-16	.688	5	28	33	32.3	11	18	7	2	10	65	64.9	
at Georgia Tech	01/20/2024	75-66	W	29-58	.500	11-23	.478	6-11	.545	9	20	29	32.1	14	19	9	3	4	75	65.5	
Total		1179		441-987	.447	118-325	.363	179-274	.653	149	429	578	32.1	240	283	148	84	150	1179	65.5	
Opponents		1048		376-947	.397	125-396	.316	169-235	.719	174	446	620	34.4	251	204	248	43	96	1048	58.2	

Virginia Averages

Games Played	Points/game	FG Pct	3FG Pct	FT Pct	Rebounds/game	Assists/game	Turnovers/game	Assist/Turnover ratio	Steals/game	Blocks/game
18	65.5	44.7	36.3	65.3	32.1	15.7	8.2	1.9	8.3	4.7



2023-24 Virginia Men's Basketball
Opponents Game-by-Game
All games

Page 1/1
as of Jan 21, 2024

				Total		3-Pointers		Free throws		Rebounds											
Opponent	Date	Score		FG-FGA	PCT	3FG-3FGA	PCT	FT-FTA	PCT	OFF	DEF	TOT	AVG	PF	A	TO	BLK	STL	PTS	AVG	
Tarleton St.	11/06/2023	80-50	W	16-48	.333	3-13	.231	15-21	.714	7	20	27	27.0	28	8	16	3	6	50	50.0	
vs Florida	11/10/2023	73-70	W	26-65	.400	7-25	.280	11-15	.733	21	26	47	37.0	19	16	16	4	4	70	60.0	
N.C. A&T	11/14/2023	80-51	W	17-53	.321	8-31	.258	9-12	.750	6	18	24	32.7	13	11	11	2	4	51	57.0	
Texas Southern	11/16/2023	62-33	W	12-46	.261	3-16	.188	6-11	.545	13	21	34	33.0	17	5	20	3	8	33	51.0	
vs Wisconsin	11/20/2023	41-65	L	25-62	.403	8-18	.444	7-8	.875	20	28	48	36.0	7	15	9	1	4	65	53.8	
vs West Virginia	11/22/2023	56-54	W	19-51	.373	7-21	.333	9-13	.692	12	29	41	36.8	13	12	16	2	3	54	53.8	
Texas A&M	11/29/2023	59-47	W	17-56	.304	4-23	.174	9-12	.750	18	24	42	37.6	12	7	16	1	7	47	52.9	
Syracuse	12/02/2023	84-62	W	22-54	.407	5-20	.250	13-19	.684	10	17	27	36.3	14	10	14	2	6	62	54.0	
N.C. Central	12/05/2023	77-47	W	15-51	.294	3-17	.176	14-21	.667	7	23	30	35.6	11	8	9	3	5	47	53.2	
Northeastern	12/16/2023	56-54	W	24-51	.471	6-23	.261	0-3	.000	7	28	35	35.5	17	18	17	2	3	54	53.3	
at Memphis	12/19/2023	54-77	L	26-56	.464	9-23	.391	14-17	.824	6	26	32	35.2	14	12	12	2	15	77	55.5	
Morgan St.	12/27/2023	79-44	W	15-44	.341	5-12	.417	9-15	.600	10	23	33	35.0	10	5	19	2	4	44	54.5	
at Notre Dame	12/30/2023	54-76	L	26-51	.510	11-23	.478	13-17	.765	10	30	40	35.4	14	14	14	1	8	76	56.2	
Louisville	01/03/2024	77-53	W	19-47	.404	6-25	.240	9-13	.692	5	22	27	34.8	11	10	8	2	2	53	55.9	
at NC State	01/06/2024	60-76	L	28-57	.491	10-28	.357	10-12	.833	5	27	32	34.6	9	14	6	2	6	76	57.3	
at Wake Forest	01/13/2024	47-66	L	25-50	.500	10-21	.476	6-7	.857	5	35	40	34.9	15	13	17	8	4	66	57.8	
Virginia Tech	01/17/2024	65-57	W	21-54	.389	11-30	.367	4-4	1.000	4	28	32	34.8	14	14	15	1	3	57	57.8	
at Georgia Tech	01/20/2024	75-66	W	23-51	.451	9-27	.333	11-15	.733	8	21	29	34.4	13	12	13	2	4	66	58.2	
Total		1048		376-947	.397	125-396	.316	169-235	.719	174	446	620	34.4	251	204	248	43	96	1048	58.2	
Virginia		1179		441-987	.447	118-325	.363	179-274	.653	149	429	578	32.1	240	283	148	84	150	1179	65.5	

Opponents Averages

Games Played	Points/game	FG Pct	3FG Pct	FT Pct	Rebounds/game	Assists/game	Turnovers/game	Assist/Turnover ratio	Steals/game	Blocks/game
18	58.2	39.7	31.6	71.9	34.4	11.3	13.8	0.8	5.3	2.4



2023-24 Virginia Men's Basketball



0 • Blake Buchanan
Fr. • F • 6-11 • 225
Coeur d'Alene, Idaho



1 • Dante Harris
R-Jr. • G • 6-0 • 171
Washington, D.C.




2 • Reece Beekman
Sr. • G • 6-3 • 194
Milwaukee, Wis.




4 • Andrew Rohde
So. • G • 6-6 • 202
Milwaukee, Wis.



5 • Desmond Roberts
Fr. • G • 6-4 • 206
Charlottesville, Va.



10 • Taine Murray
Jr. • G • 6-5 • 208
Auckland, N.Z.




11 • Isaac McKneely
So. • G • 6-4 • 188
Poca, W.Va.



12 • Elijah Gertrude
Fr. • G • 6-4 • 185
Jersey City, N.J.



13 • Ryan Dunn
So. • G • 6-8 • 216
Freeport, N.Y.



21 • Anthony Robinson
Fr. • F • 6-10 • 238
Peachtree City, Ga.



22 • Jordan Minor
Gr. • F • 6-8 • 242
Kingston, Mass.



24 • Tristan How
Sr. • F • 6-7 • 210
Virginia Beach, Va.



34 • Jake Groves
Gr. • F • 6-9 • 211
Spokane, Wash.



30 • Christian Bliss
Fr. • G • 6-4 • 198
Queens, N.Y.



35 • Leon Bond III
R-Fr. • G/F • 6-5 • 203
Wauwatosa, Wis.



42 • Bryce Walker
Jr. • G • 6-2 • 200
Beltsville, Md.



Tony Bennett
Head Coach
15th Season