



VIRGINIATM

VIRGINIA ATHLETICS MEDIA RELATIONS
 295 Massie Road, Room 154
 Charlottesville, VA 22904
Men's Basketball Contact: Erich Bacher
O: (434) 982-5530 **C:** (720) 318-5538
E-mail: bacher@virginia.edu
Web: VirginiaSports.com
Twitter: @UVMensHoops, @ErichJBacher

24 NCAA TOURNAMENT APPEARANCES · 2019 NCAA CHAMPIONS · 3 NCAA FINAL FOURS · 11 ALL-AMERICANS · 27 ALL-ACC FIRST TEAM SELECTIONS

GAME INFORMATION

Date/Time: Tuesday, Nov. 29, 2022 / 9:30 p.m. ET
Site: Ann Arbor, Mich. / Crisler Center (12,707)
TV: ESPN; **Online:** WatchESPN.com
 Karl Ravech, Jimmy Dykes & Myron Medcalf
Radio: Virginia Sports Radio Network
 John Freeman & Jimmy Miller
Satellite Radio: SiriusXM (158 or 203), SXM App (955)
Live Stats: VirginiaSports.com
Twitter: @UVMensHoops
Virginia vs. Michigan: 2-2
Charlottesville: 2-0 (2-0 at John Paul Jones Arena)
Ann Arbor: 0-0
Neutral: 0-2
First Meeting: Dec. 28, 1951 (UM 66-52)
Last Meeting: Nov. 29, 2011 (UVA 70-58)
Winning Streak: Virginia, 1 game

2022-23 SCHEDULE/RESULTS - 4-0, 0-0 ACC

Date	Opponent	TV	Time/Result
Nov. 7	[18] NCCU	RSN	W, 73-61
Nov. 11	[18] Monmouth	RSN	W, 89-42
Nov. 14	[18] Northern Iowa	ACCN	Canceled
Nov. 18	[16] vs. Baylor (5) #	ESPN2	W, 86-79
Nov. 20	[16] vs. Illinois (19) #	ESPN	W, 70-61
Nov. 25	[5] UMES	ACCN	6 p.m.
Nov. 29	[3] at Michigan (RV) %	ESPN	9:30 p.m.
Dec. 3	[3] Florida State *	ESPN2	2 p.m.
Dec. 6	JMU	ACCN	8 p.m.
Dec. 17	Houston	ESPN2	2 p.m.
Dec. 20	at Miami *	ACCN	8:30 p.m.
Dec. 28	UAlbany	ACCN	6 p.m.
Dec. 31	at Georgia Tech *	ACCN	TBA
Jan. 3	at Pittsburgh *	ACCN	9 p.m.
Jan. 7	Syracuse *	ACCN	5 p.m.
Jan. 10	North Carolina *	ESPN/2	9 p.m.
Jan. 14	at Florida State *	ESPN/2	4 p.m.
Jan. 18	Virginia Tech *	ESPN/2/U	7 p.m.
Jan. 21	at Wake Forest *	ESPN2/U	2 p.m.
Jan. 28	Boston College *	RSN	Noon
Jan. 30	at Syracuse *	ESPN	7 p.m.
Feb. 4	at Virginia Tech *	ESPN/2/U	Noon
Feb. 7	NC State *	ACCN	9 p.m.
Feb. 11	Duke *	ESPN/2	4 p.m.
Feb. 15	at Louisville *	ESPN/2/U	7 p.m.
Feb. 18	Notre Dame *	ESPN/2/U	Noon
Feb. 22	at Boston College *	RSN	7 p.m.
Feb. 25	at North Carolina *	ESPN	6/8 p.m.
Feb. 28	Clemson *	ACCN	7 p.m.
Mar. 4	Louisville *	ESPN/2	12/2/4 p.m.
Mar. 7-11	ACC Tournament, Greensboro, N.C.		

Home games in Bold

All times Eastern

- Continental Tire Main Event, Las Vegas, Nev.

% - ACC/B1G Challenge

* - ACC Game

PRONUNCIATION GUIDE

Kihei Clark Key-HEY
 Francisco Caffaro Cuh-FAR-oh
 Armaan Franklin Ar-MAHN
 Isaac Traudt Trout



AT



[3/3] VIRGINIA CAVALIERS (5-0)

Head Coach: Tony Bennett (Green Bay, 1992)

UVA: 321-117 (14th season), Career: 390-150 (17th season)

[RV/RV] MICHIGAN WOLVERINES (5-1)

Head Coach: Juwan Howard (Michigan, 1995)

Record at Michigan: 66-33 (4th season), Career: Same

FOR OPENERS

- UVA is 5-0 for the first time since starting 7-0 in 2019-20.
- The Cavaliers face the Wolverines for the second time in the ACC/Big Ten Challenge and first time in Ann Arbor.
- UVA ranks second nationally in free throws made per game (20.6), third in free throw attempts per game (28), fifth in 3-point percentage (44.8%), ninth in assist/turnover ratio (1.74), 12th in effective FG percentage (58.6%) and 14th in turnovers per game (10.0).

VIRGINIA ALL-TIME IN THE ACC/BIG TEN CHALLENGE

- UVA has a 13-8 record in the Challenge.
- UVA dropped a 75-74 decision to Iowa in last year's Challenge.
- The Cavaliers have won eight of their last 11 Challenge games.
- UVA is 6-5 on the road in the event, including a 5-1 mark in its last six road games in the event.
- Virginia's 2020 Challenge contest vs. Michigan State was postponed due to COVID-19 issues within the Cavaliers' program.

UVA RESULTS IN THE ACC/BIG TEN CHALLENGE

1999-2000 - Lost 74-62 at Minnesota
 2000-01 - Won 98-79 over Purdue in Charlottesville
 2001-02 - Game with Michigan State halted because of wet floor conditions at the Richmond Coliseum
 2002-03 - Lost at Michigan State 82-75
 2003-04 - Won 86-78 over Minnesota in Charlottesville
 2004-05 - Won at Northwestern 48-44
 2005-06 - Won 72-57 over Northwestern in Charlottesville
 2006-07 - Lost at Purdue 61-59
 2007-08 - Won 94-52 over Northwestern in Charlottesville
 2008-09 - Lost at Minnesota 66-56
 2009-10 - Lost to Penn State 69-66 in Charlottesville
 2010-11 - Won 87-79 at Minnesota
 2011-12 - Won 70-58 over Michigan in Charlottesville
 2012-13 - Won 60-54 at Wisconsin
 2013-14 - Lost 45-38 to Wisconsin in Charlottesville
 2014-15 - Won 76-65 at Maryland
 2015-16 - Won 64-58 at Ohio State
 2016-17 - Won 63-61 over Ohio State in Charlottesville
 2017-18 - Won 49-37 over Wisconsin in Charlottesville
 2018-19 - Won 76-71 over Maryland in College Park
 2019-20 - Lost 69-40 at Purdue
 2020-21 - Canceled due to COVID-19 vs. Michigan State
 2021-22 - Lost 75-74 to Iowa in Charlottesville
Total - 13-8; Home - 7-3; Away - 6-5

ALL-TIME VS. MICHIGAN

- Virginia is 2-2 all-time vs. Michigan, including a 1-0 mark in the ACC/Big Ten Challenge.
- The Cavaliers meet the Wolverines for the first time in 12 years when UVA posted a 70-58 win over Michigan in the 2011 Challenge in Charlottesville.
- UVA meets Michigan for the first time in Ann Arbor.
- The Wolverines are 2-0 in neutral site contests against the Cavaliers, including a 66-52 win in Pittsburgh in the inaugural meeting on Dec. 28, 1951.
- Michigan defeated Virginia 102-65 in the 1989 NCAA regional finals en route to the national championship.
- UVA topped Michigan 79-68 in the 1980 NIT quarterfinals en route to the championship.

VIRGINIA RANKED NO. 3 IN LATEST AP POLL

- UVA is ranked No. 3 in the latest AP national poll.
- The No. 3 ranking is UVA's highest since 2018-19.
- UVA returned to the top-5 for the first time last week since a No. 4-preseason ranking in 2020-21.
- The Cavaliers' last top-5 ranking during the regular season was on Dec. 2, 2019.
- The Cavaliers were ranked No. 18 in the AP Preseason poll.
- UVA was ranked in the preseason AP top-25 for the fifth straight year and ninth in the last 10 seasons under Tony Bennett.

VIRGINIA VS. THE BIG TEN CONFERENCE

- Virginia meets its second Big Ten opponent after topping then-No. 19 in the championship game of the Continental Tire Main Event on Nov. 20 in Las Vegas.
- UVA is 107-131 all-time vs. Big Ten opponents (76-107 vs. Maryland, 5-2 vs. Minnesota, 5-3 vs. Penn State, 4-0 vs. Rutgers, 4-2 vs. Wisconsin, 3-0 vs. Northwestern, 3-3 vs. Ohio State, 2-2 vs. Michigan, 2-2 vs. Purdue, 0-1 vs. Illinois, 1-3 vs. Iowa, 1-2 vs. Indiana, 0-5 vs. Michigan State, 0-1 vs. Nebraska).

LAST TIME OUT

- Jayden Gardner scored a game-high 26 points on 12 of 15 shooting as then-No. 5 Virginia (5-0) posted a 72-45 decision over Maryland Eastern Shore (2-4) on Nov. 25 at JPI.
- The Cavaliers never trailed, leading for 39:17 of game time, and tallied 40 points in the paint.
- Kadin Shedrick (13 points) was 4 of 4 from the field and 5 of 5 from the free throw line in the win.
- Kihei Clark had a game-high eight assists.
- Zion Styles led UMES with 11 points.

VIRGINIA'S PROBABLE STARTING LINEUP

Pos.	No.	Player (Hometown)	Yr.	Ht.	Wt.	PPG	RPG	NOTES
G	0	Kihei Clark (Woodland Hills, Calif.)	Gr.	5-10	167	8.2	5.2(a)	2nd all-time at UVA in minutes (4,400) & 5th in assists (565)
G	2	Reece Beekman (Baton Rouge, La.)	Jr.	6-3	190	10.6	5.2(a)	2nd double-double vs. Baylor (10p, 10a); 4 STL vs. UMES
G	4	Armaan Franklin (Indianapolis, Ind.)	Sr.	6-4	200	13.8	4.0	8th career 20-pt effort vs. Baylor; 42.3% 3FG; 8-gm 3FG streak
F	1	Jayden Gardner (Wake Forest, N.C.)	Gr.	6-6	233	11.4	5.0	3-time All-conference player; 41 20-point games (8 at UVA)
F	21	Kadin Shedrick (Holly Springs, N.C.)	R-Jr.	6-11	231	11.2	5.2	13 PTS, 2 BLK, 2 STL vs. UMES; 2+ BLK in 23 games

OFF THE BENCH

F	5	Ben Vander Plas (Ripon, Wis.)	Gr.	6-8	236	8.2	5.2	Ohio transfer has 1,613 career points, 784 rebounds & 215 3's
G	11	Isaac McKneely (Poca, W.Va.)	Fr.	6-4	179	5.4	1.2	15 PTS (4-6 3FGs) vs. Monmouth; 6 PTS vs. UMES; 50% 3FGs
C	22	Francisco Caffaro (Sante Fe, Argentina)	R-Sr.	7-1	254	4.0	2.5	Had 10 PTS & 4 REB in 10 minutes vs. NCCU (11/7/22)
G	13	Ryan Dunn (Freeport, N.Y.)	Fr.	6-8	208	4.0	1.8	13 PTS, 6 REB, 3 BLK, 2 AST, 2 STL vs. Monmouth (11/11/22)
G	10	Taine Murray (Auckland, N.Z.)	So.	6-5	205	2.7	1.7	7 points vs. Monmouth (11/11/22); 8 of 23 3FGs in 2021-22

VIRGINIA HEAD COACH TONY BENNETT

- Dean and Markel Families Head Men's Basketball Coach Tony Bennett has a 321-117 (.733) mark in 14 seasons at UVA and 390-150 (.722) career mark in 17 seasons as a head coach.
- Bennett needs six wins to pass Terry Holland (326-173, 16 seasons) as the all-time winningest coach at UVA.
- Bennett needs 10 wins to reach 400 career wins.
- Bennett has guided the Cavaliers to five ACC regular-season titles (2014, 2015, 2018, 2019 and 2021), two ACC Tournament titles (2014 and 2018) and one NCAA national championship (2019).
- The three-time National (2007, 2015 and 2018) and four-time ACC Coach of the Year (2014, 2015, 2018 and 2019) guided UVA to its 10th consecutive postseason berth in 2021-22.
- In 2018-19, Bennett led the Cavaliers to their first NCAA national championship, a share of their ninth ACC regular-season title and a school-record 35 wins.
- Bennett is the third coach in ACC men's basketball history to lead his program to 11-straight winning conference seasons, joining North Carolina's Dean Smith (33) and Duke's Mike Krzyzewski (13).
- He has led UVA to outright ACC regular-season and tournament championships in the same season two times (2014 and 2018).
- Bennett is the fifth coach in ACC history to win at least three outright ACC regular-season titles (Frank McGuire, Dean Smith, Mike Krzyzewski and Roy Williams).
- UVA is 161-70 (.700) in ACC play (90-25 at home & 71-45 away), 181-37 (.830) at home and 160-47 (.773) in non-conference action (90-10 at JPJ) under Bennett.
- Bennett ranks fifth all-time in winning percentage (.700) among ACC head coaches with 100 or more ACC wins.

HOO ARE THESE CAVALIERS?

- UVA returns all five starters from last season's team, which finished 21-14, 12-8 in the ACC (sixth) and advanced to the NIT quarterfinals.
- We play defense, take quality shots, pass the basketball, limit turnovers and transition points, rebound and play more defense.
- The Cavaliers return 91.4 percent of its scoring from last season, most among all NCAA Division I teams (Portland 91.1%, Dayton 89.4% and Penn 88.5%).
- Returning starters Kihei Clark (8.2 ppg, 5.2 apg), Reece Beekman (10.6 ppg, 5.2 apg), Jayden Gardner (11.4 ppg, 5.0 rpg), Kadin Shedrick (11.2 ppg, 5.2 rpg, 2.0 spg) and Armaan Franklin (13.8 ppg, 42.3% 3FG) lead the way for the Cavaliers.
- Transfer Ben Vander Plas (8.2 ppg, 5.2 rpg), freshmen Isaac McKneely (5.4 ppg, 50% 3FG) and Ryan Dunn (4.0 ppg, 1.8 rpg), Francisco Caffaro (4.0 ppg, 2.5 rpg) and Taine Murray (2.7 ppg) provide depth.
- Isaac Traudt and Leon Bond III are redshirting this season.

SCORING SURGE

- UVA is averaging 78 points per game, which is the highest in the Tony Bennett era.
- UVA has scored 70 or more points in its first five games for the first time since 2007-08.
- UVA is 149-11 when scoring 70 or more points under Bennett.
- The Cavaliers are shooting 49.8 percent from the field, including 44.8 from 3-point range and 73.6 from the charity stripe.
- UVA shot 44.9 percent from the field, including 32.3 percent from 3-point range, last season.

GRUMPY OLD MEN

- UVA's roster includes sixth-year Ben Vander Plas, fifth-years Francisco Caffaro, Kihei Clark and Jayden Gardner, fourth-years Chase Coleman, Armaan Franklin and Kadin Shedrick, and third-year Reece Beekman.
- The average age of the Cavaliers is 20.8 years old.
- Gardner ranks first among active Division I players in career free throw attempts (730), second in free throws made (544), third in field goals made (750), fourth in points (2,056), fifth in rebounds (953), seventh in field goals attempted (1,494) and ninth in double-doubles (36).
- Clark ranks ninth among active DI players in assists (565), 13th in assist/turnover ratio (2.00) and 17th in games (133).
- Gardner (2,056 points), Vander Plas (1,613 points) and Clark (1,123 points) have played in a combined 381 career games.
- Clark needs six games, 20 starts, 26 minutes and 119 assists to become the all-time leader at UVA in those categories.

NATIONAL DEFENSIVE POINTS PER GAME**RANKINGS UNDER TONY BENNETT**

Year	School	Pts/Gm	Rank
2006-07	Washington State	59.5	17th
2007-08	Washington State	56.4	3rd
2008-09	Washington State	55.4	1st
2009-10	Virginia	63.6	54th
2010-11	Virginia	62.4	36th
2011-12	Virginia	54.2	2nd
2012-13	Virginia	55.6	5th
2013-14	Virginia	55.7	1st
2014-15	Virginia	51.5	1st
2015-16	Virginia	60.1	2nd
2016-17	Virginia	56.4	1st
2017-18	Virginia	54.0	1st
2018-19	Virginia	56.1	1st
2019-20	Virginia	52.4	1st
2020-21	Virginia	60.5	6th
2021-22	Virginia	60.1	6th
2022-23	Virginia	57.6	21st

NOTES

- Armaan Franklin has an eight-game 3-pointer streak, and is shooting 23 of 49 (46.9%) from distance during that span.
- Franklin has 21 or more points in two contests this season.
- Kihei Clark needs 26 minutes to pass Londen Perrantes h (4,425 minutes from 2014-17) for first on UVA's career minutes list and 16th on the ACC's Career Minutes Played list.
- Clark (1,123) needs nine points to pass Devin Smith (1,131 points from 2003-05) for 43rd on UVA's all-time scoring list.
- Jayden Gardner's 26-point effort against UMES was his first 20-point game of the season. Gardner is averaging 19 points over the past two games.
- Kadin Shedrick is averaging a career-high 11.2 points after averaging 6.9 points last season.
- Isaac McKneely has made at least one 3-pointer in four of five games and is shooting 50 percent (8 of 16) from distance.

OUR DEFENSE NEVER RESTS

- UVA ranks 21st nationally in scoring defense at 57.6 ppg.
- The Cavaliers ranked eighth nationally in scoring defense in 2021-22 at 60.1 ppg.
- UVA has limited its opponents to 41 percent field goal shooting, including 34 percent from 3-point range.
- The Cavaliers have forced six shot clock violations and have averaged 28 shot clock violations since 2019.
- UVA has outrebounded four opponents (NCCU, Monmouth, Illinois, UMES).
- In 2021-22, the Cavaliers limited their opponents to 42.5 percent shooting and 33.6 percent from 3-point range.
- Bennett-coached teams have led the nation in scoring defense seven times and finished in the top-five nationally 11 times.

ABOUT THE 2022-23 SCHEDULE

- Six of Virginia's opponents are ranked in the latest AP Top-25 poll (Houston, Baylor, Illinois, Duke, North Carolina and UCLA), while Michigan, Miami and Virginia Tech received votes.

GARDNER EARNS PRESEASON ALL-ACC HONORS

- Jayden Gardner was named to the preseason All-ACC second team for the second consecutive season.
- Gardner landed on the All-ACC third team in 2021-22 after ranking seventh in the ACC in field goal percentage (50.1%) and free throw percentage (79.3%), 12th in scoring (15.3 ppg) and 17th in rebounding (6.4 rpg).

VIRGINIA PICKED THIRD IN THE ACC

- UVA was selected third in the 2022-23 ACC Preseason Poll.
- North Carolina is the preseason favorite, followed by Duke, Virginia, Miami and Florida State in the top five.
- ACC preseason voters selected Notre Dame sixth, followed by Virginia Tech, Syracuse, Wake Forest and NC State. Clemson was picked 11th, while Louisville, Boston College, Pittsburgh and Georgia Tech rounded out the voting.
- UVA was selected fourth in the 2021-22 preseason rankings and finished sixth in the standings.
- The Cavaliers have finished at or higher than their predicted finish in 12 of the last 14 seasons.



TONY BENNETT

EDUCATION

College: Green Bay, 1992

COACHING EXPERIENCE

1999-00	Wisconsin (staff volunteer)
2000-01	Wisconsin (assistant coach)
2003-04	Washington State (assistant coach)
2004-06	Washington State (associate head coach)
2006-09	Washington State (head coach)
2009-	Virginia (head coach)

THE BENNETT RECORD

Year	School	Record (Conf)	Postseason
2006-07	Washington St.	26-8 (13-5)	NCAA 2nd Round
2007-08	Washington St.	26-9 (11-7)	NCAA Sweet 16
2008-09	Washington St.	17-16 (8-10)	NIT 1st Round
2009-10	Virginia	15-16 (5-11)	
2010-11	Virginia	16-15 (7-9)	
2011-12	Virginia	22-10 (9-7)	NCAA 2nd Round
2012-13	Virginia	23-12 (11-7)	NIT Quarterfinals
2013-14	Virginia	30-7 (16-2)	NCAA Sweet 16
2014-15	Virginia	30-4 (16-2)	NCAA Third Round
2015-16	Virginia	29-8 (13-5)	NCAA Elite Eight
2016-17	Virginia	23-11 (11-7)	NCAA 2nd Round
2017-18	Virginia	31-3 (17-1)	NCAA 1st Round
2018-19	Virginia	35-3 (16-2)	NCAA Champions
2019-20	Virginia	23-7 (15-5)	N/A
2020-21	Virginia	18-7 (13-4)	NCAA First Round
2021-22	Virginia	21-14 (12-8)	NIT Quarterfinals
2022-23	Virginia	5-0 (0-0)	
Total	17 seasons	390-150	
Virginia	14 seasons	321-117	

BENNETT VS. 2022-23 OPPONENTS

Opponent	Career	Virginia
UAlbany	0-0	0-0
Baylor	2-1	1-0
Boston College	10-4	10-4
UCLA	1-6	0-0
Clemson	14-4	14-4
Duke	5-13	5-13
Florida State	9-11	9-11
Georgia Tech	16-2	16-2
Houston	0-1	0-1
Illinois	1-0	1-0
JMU	3-1	3-1
Louisville	15-2	15-2
Maryland Eastern Shore	2-0	2-0
Miami	12-6	12-6
Michigan	1-0	1-0
Monmouth	2-0	2-0
North Carolina	12-10	12-9
NCCU	1-0	1-0
NC State	14-4	14-4
Northern Iowa	1-0	1-0
Notre Dame	12-2	11-2
Pitt	12-2	12-1
Syracuse	10-3	10-3
Virginia Tech	17-8	17-8
Wake Forest	10-5	10-5

VIRGINIA IN THE POLLS

Date	AP	Coaches
Preseason	18	18
Nov. 14	16	14
Nov. 21	5	6
Nov. 28	3	3

SUPER 70s AND AWESOME 80s

- Virginia is 149-11 when scoring at least 70 or more points under Tony Bennett.
- UVA is 5-0 when scoring 70 or more points in 2022-23.
- Virginia is 46-1 all-time under when scoring 80 or more points under Bennett with their lone loss a 93-81 setback at North Carolina in 2012-13.
- Bennett was 4-0 when scoring 80+ points at Washington State.
- UVA scored 100 points against Marshall (2018-19) for the first time under Tony Bennett and added 97 points against Coppin State (2018-19).
- UVA is 4-0 all-time when scoring 90 or more under Bennett.

WATCH ME NOW

- Kihei Clark was named to Bob Cousy Award Top 20 Watch List for the fourth consecutive season.
- Jayden Gardner was named to Karl Malone Award Top 20 Watch List for the second consecutive season.
- Gardner was named to the Wooden Award Preseason Top-50 Watch List.

BENNETT/VANDER PLAS CONNECTION

- Ohio transfer Bennett (Ben) Vander Plas was named after Tony Bennett's father, Dick Bennett.
- Vander Plas' father Dean Vander Plas was a collegiate teammate of Tony Bennett for three seasons under Dick Bennett at UW-Green Bay from 1989-91.
- Vander Plas registered 17 points in Ohio's 62-58 win over Virginia in the first round of the 2021 NCAA Tournament.

MEET THE ROOKIES

- The Cavaliers welcome freshmen Isaac McKneely (Mr. Basketball West Virginia), Isaac Traudt (Mr. Basketball Nebraska), Ryan Dunn (brother of MLB pitcher Justin Dunn) and Leon Bond III.

LAND OF CHEESE

- In addition to head coach Tony Bennett (Green Bay) and Director of Scouting Brad Soderberg (Stevens Point), UVA's roster includes Wisconsin natives Reece Beekman (Milwaukee), Leon Bond III (Wauwatosa) and Ben Vander Plas (Ripon).

CAVALIERS INK BUCHANAN AND GERTRUDE TO NLIs

- UVA signed Blake Buchanan (Coeur d'Alene, Idaho/Lake City), and Elijah Gertrude (Jersey City, N.J./Hudson Catholic Regional) to National Letters of Intent on Nov. 9.
- Buchanan is a 6-10, 215-pound skilled forward who averaged 13 points and eight rebounds during his junior season at Lake City High School.
- Buchanan is ranked No. 74 in the On3 rankings.
- Gertrude is a 6-4, 180-pound athletic guard, who averaged 14.3 points as a junior for Hudson Catholic Regional High School.
- Gertrude is ranked No. 70 in the On3 rankings.

HOLDING FOES UNDER 50

- UVA is 108-2, including a 2-0 mark in 2022-23, when limiting foes to fewer than 50 points during the Tony Bennett era.
- Bennett-coached teams are 133-3 when holding opponents to fewer than 50 points (25-1 in three years at Washington State).
- UVA is 27-0 when limiting opponents to fewer than 40 points under Bennett.

UVA VS. RANKED OPPONENTS

- UVA is 50-41 against ranked foes in the Tony Bennett era.
- UVA is 2-0 vs. ranked opponents in 2022-23.
- UVA's 11 ranked wins in 2018-19 marked a school record.
- UVA is 163-335 vs. ranked opponents since 1953-54.
- UVA is 1-31 all-time vs. No. 1-ranked opponents (86-73 win vs. No. 1 North Carolina on Jan. 30, 1986).

REECE IN RARE COMPANY

- Last season, Reece Beekman became the first ACC player since Grant Hill (1993-94) to register at least 175 assists, 50 steals and 25 blocks in a season.
- Beekman joined UNC's Ty Lawson (2008-09), NC State's Chris Corchiani (1988-89) and Sidney Lowe (1980-81 & 1982-83), and Wake Forest's Muggsy Bogues (1984-85) to lead the ACC in assists (5.2 apg), steals (2.1 spg) and assist-to-turnover ratio (3.62).

THERE'S NO PLACE LIKE HOME

- Virginia is 219-53 (.805), including a 3-0 mark in 2022-23, in 17 seasons at John Paul Jones Arena.
- UVA was 10-1 at JPJ in 2020-21 and is 181-37 (.830), including a 146-22 (.869) mark the past 11 seasons, under Bennett.
- UVA is an ACC-leading 78-13 (.857) in league home games over the past 10 seasons. Duke is second at 77-14 (.846).
- UVA has won 10 or more home games for 13 straight years.

2021-22 SEASON HIGHLIGHTS

- Virginia finished the 2021-22 season with a 21-14 record and finished sixth in the ACC at 12-8.
- The Cavaliers earned their 14th NIT berth and 10th consecutive postseason berth.
- UVA won 21 or more games for the 10th time under head coach Tony Bennett.
- UVA won 12 or more ACC games for the fourth straight year.
- UVA advanced to the ACC Tournament quarterfinals.
- UVA finished with .500 or better road record (7-6) for the sixth straight year.
- UVA captured the Roman Legends Classic in Newark, N.J., defeating Georgia (65-55) and Providence (58-40).
- UVA posted three quad one wins (Providence, Duke & Miami).
- UVA added four quad two wins (@Syracuse, @Clemson, Virginia Tech and Miami).

CAVALIERS IN THE NBA

- Malcolm Brogdon (Indiana), Mamadi Diakite (Cleveland), Joe Harris (Brooklyn), Anthony Gill (Washington), Sam Hauser (Boston), De'Andre Hunter (Atlanta), Ty Jerome (Golden State), Braxton Key (Detroit) and Trey Murphy III (New Orleans) are former Cavaliers who are currently playing in the NBA.
- Diakite, Jerome and Key are on two-way contracts.
- In addition, Indiana head coach Rick Carlisle is a Virginia alum who led Dallas to an NBA title and helped the Cavaliers to an NCAA Final Four in 1984.

ON THE HORIZON

- No. 3 Virginia opens ACC action against Florida State on Saturday, Dec. 3. Tipoff at John Paul Jones Arena is set for 2 p.m.

RECORDS WATCH

No.	Name	Career Assists
1.	John Crotty (1988-91)	683
2.	Jeff Jones (1979-82)	598
3.	Sean Singletary (2005-08)	587
4.	London Perrantes (2014-17)	569
5.	Kihei Clark (2019-)	565
No.	Name	Career Games
1.	London Perrantes (2014-17)	138
	Mike Tobey (2013-16)	138
3.	Malcolm Brogdon (2012-16)	136
4.	Joe Harris (2011-14)	135
5.	Mamadi Diakite (2017-20)	134
	Evan Nolte (2013-16)	134
	Ricky Stokes (1981-84)	134
8.	Akil Mitchell (2011-14)	133
	Kihei Clark (2019-)	133

No.	Name	Career Starts
1.	London Perrantes (2014-17)	132
2.	Joe Harris (2013-14)	128
	Ralph Sampson (1980-83)	128
	Bryant Stith (1989-92)	128
5.	Ted Jeffries (1990-93)	127
6.	Junior Burrough (1992-95)	125
7.	Sean Singletary (2005-08)	123
8.	Jeff Lamp (1978-81)	122
9.	Harold Deane (1994-97)	116
10.	Kihei Clark (2019-)	113

No.	Name	Career Minutes
1.	London Perrantes (2014-17)	4,425
2.	Kihei Clark (2019-)	4,400

No.	Name	Career Points
37.	Jim Miller (1982-85)	1,218
38.	Mike Katos (1966-68)	1,178
39.	Joe Noertker (1947-50)	1,177
40.	Chip Conner (1962-64)	1,157
41.	Olden Polynice (1984-86)	1,151
42.	Paul Adkins (1958-60)	1,150
43.	Devin Smith (2003-05)	1,131
44.	Kihei Clark (2019-)	1,123

UVA'S RECORD UNDER TONY BENNETT WHEN..

	All	2022-23
Leading at the half	252-31	3-0
Trailing at the half	59-80	2-0
Tied at the half	10-5	0-0
Playing Overtime	11-10	0-0
Shooting 50% or better	125-11	3-0
Shooting between 40-49.9%	154-43	2-0
Shooting less than 40%	42-63	0-0
Opponents shoot 50% or better	24-32	0-0
Opponents shoot less than 50%	295-85	3-0
UVA outrebounds its opponent	227-37	4-0
Opponent outrebounds UVA	85-77	1-0
Teams are tied in rebounds	9-3	0-0
UVA has 10 or more steals	26-5	1-0
UVA shoots 70% FT or better	202-63	4-0
UVA shoots less than 70% FT	119-55	1-0
Scoring less than 50 points	10-19	0-0
Scoring 50-59 points	46-47	0-0
Scoring 60-69 points	116-39	0-0
Scoring 70-79 points	107-10	3-0
Scoring 80-89 points	38-1	2-0
Scoring more than 90 points	4-0	0-0
Allowing fewer than 50 points	108-2	2-0
Allowing fewer than 40 points	27-0	0-0
Playing in John Paul Jones Arena	181-37	3-0
Playing on the road	85-57	0-0
Playing on a neutral court	55-23	2-0
Game decided by 1-4 points	48-47	0-0
Game decided by 5-10 points	75-30	1-0
Game decided by 11+ points	196-40	3-0
Playing at night	221-81	4-0
Playing in the afternoon	100-36	1-0
Playing on Monday	32-15	1-0
Playing on Tuesday	51-12	0-0
Playing on Wednesday	54-16	0-0
Playing on Thursday	21-10	0-0
Playing on Friday	36-11	3-0
Playing on Saturday	89-43	0-0
Playing on Sunday	37-10	1-0
Playing in November	77-15	5-0
Playing in December	54-15	0-0
Playing in January	76-28	0-0
Playing in February	64-34	0-0
Playing in March	48-25	0-0
Playing in April	2-0	0-0

CAVALIERS IN THE PROS

- Darion Atkins** (2012-15), Trento (Italian Serie A)
- Malcolm Brogdon** (2012-16), Boston (NBA)
- Mamadi Diakite** (2016-20), Cleveland (NBA/G League)
- Anthony Gill** (2014-16), Washington (NBA)
- Kyle Guy** (2017-19), Joventut (Liga ACB)
- Devon Hall** (2015-18), Milano (Italian Serie A)
- Joe Harris** (2011-14), Brooklyn (NBA)
- Sam Hauser** (2021), Boston (NBA)
- De'Andre Hunter** (2017-19), Atlanta (NBA)
- Ty Jerome** (2017-19), Golden State (NBA)
- Braxton Key** (2019-20), Motor City (G League), Detroit (NBA)
- Sylvan Landesberg** (2009-10), Shandong-Heroes (CBA)
- Jerome Meyinske** (2007-10), Ironi Hai (Israel Winner)
- Laurynas Mikalauskas** (2006-08), Telsiai (Lithuanian NKL)
- Akil Mitchell** (2011-14), AEK Athens (Greek GBL)
- Trey Murphy III** (2021), New Orleans (NBA)
- London Perrantes** (2014-17), Hapoel Galil Gilboa (Israeli Winner)
- Jack Salt** (2016-19), Taylor (New Zealand NBL)
- Mike Scott** (2008-12), Sluc Nancy Basket Pro (French ProA)
- Kody Statmann** (2019-22), Brisbane (Australian NBL)
- Mike Tobey** (2013-16), Barcelona (Liga ACB)
- Tomas Woldetensae** (2020-21), Varese (Italian Serie A2)

GAME 1 - NO. 18 VIRGINIA 73, NCCU 61



Official Basketball Box Score - Final
N.C. Central at Virginia
11/07/22 John Paul Jones Arena, Charlottesville
2022-23 Men's Basketball

Game Time: 9:00 PM
Game Duration: 1:58
Attendance: 13,238

Officials: Roger Ayers, Anthony Franklin, Scott Arbogast

N.C. Central - 61

Record: 0-1

NO. Name	Min	FG M-A	3P M-A	FT M-A	Rebounds OR DR TOT	Fouls PF FD	TP	AS	TO	ST	Blocks BS BA	+/-
2 Kris Monroe	F 23:52	0-7	0-4	0-0	0 2 2	4 0	0	0	2	0	0 1	-6
35 Brendan Medley-Bacon	C 25:48	2-5	0-0	2-3	1 5 6	3 2	6	1	0	0	1 0	-10
5 Justin Wright	G 32:16	7-13	3-3	3-4	2 1 3	2 3	20	1	2	2	0 0	-5
11 Marque Maulsby	G 13:49	1-3	1-2	0-0	0 2 2	4 0	3	1	1	0	0 0	-2
21 Eric Boone	G 36:47	7-9	1-1	3-5	1 3 4	2 6	18	3	3	3	0 1	-7
52 Devin Butts	19:37	2-6	2-5	0-0	0 1 1	4 0	6	0	0	0	0 0	-9
44 Dan Oladapo	20:01	0-3	0-0	1-2	1 2 3	2 1	1	1	0	0	0 1	-7
0 Fred Cleveland Jr.	03:13	0-1	0-1	0-0	0 0 0	0 0	0	1	0	0	0 0	-5
10 Devin Gordon	18:25	2-5	1-3	0-0	1 0 1	2 0	5	0	0	1	3 1	-4
23 Cameron Butler	04:23	1-1	0-0	0-0	1 0 1	2 0	2	1	0	0	0 0	-1
1 Ja'Darius Harris	01:49	0-0	0-0	0-0	0 0 0	0 0	0	0	0	0	0 0	-4
Team					1 3 4	0	0	0	0	0	0 0	
Totals		22-53	8-19	9-14	8 19 27	25 12	61	8	8	6	4 4	-12

Technical Fouls: NONE

Virginia - 73

Record: 1-0

NO. Name	Min	FG M-A	3P M-A	FT M-A	Rebounds OR DR TOT	Fouls PF FD	TP	AS	TO	ST	Blocks BS BA	+/-
1 Jayden Gardner	F 19:41	0-4	0-0	3-5	4 5 9	0 4	3	0	0	0	0 1	-1
21 Kadin Shedrick	F 27:15	3-6	0-1	4-4	2 5 7	3 4	10	2	2	2	1 8	
0 Kheir Clark	G 34:08	3-9	2-6	1-4	0 2 2	1 4	9	5	2	0	0 1	-11
2 Reece Beekman	G 26:05	3-7	2-3	2-2	0 3 3	3 2	10	5	4	1	0 0	9
4 Armaan Franklin	G 34:52	5-9	4-7	7-8	1 3 4	1 7	21	1	0	0	0 0	10
11 Isaac McKneely	22:42	1-4	1-4	0 0	1 1 1	1 0	3	0	1	0	1 0	4
5 Ben Vander Plas	22:52	2-5	2-4	1-2	0 4 4	1 1	7	2	0	1	1 1	10
22 Francisco Caffaro	10:12	3-3	0-0	4-5	1 3 4	2 3	10	1	0	0	0 0	7
10 Taine Murray	02:13	0-0	0-0	0-0	1 1 2	0 0	0	0	0	0	0 0	2
Team					2 0 2	0	1					
Totals		20-47	11-25	22-30	10 27 37	12 25	73	16	8	4	4 4	12

Technical Fouls: NONE

	NCC	UVA
Biggest lead	2 (1 st 19:04)	16 (1 st 7:08)
Best Scoring Run	12 (2 nd 14:21)	10 (2 nd 10:10)
Lead Changes	3	
Times Tied	0	
Time with Lead	01:56	37:08

Points from	NCC	UVA
Turnovers	10	6
Paint	20	18
Second Chance	6	10
Fast Breaks	9	10
Bench	14	20

Period by Period Scoring	1st	2nd	TOT
NCC	30	31	61
UVA	38	35	73

GAME 2 - NO. 18 VIRGINIA 89, MONMOUTH 42



Official Basketball Box Score - Final
Monmouth at Virginia
11/11/22 John Paul Jones Arena, Charlottesville
#18 Virginia vs Monmouth Men's Basketball

Game Time: 9:00 PM
Game Duration: 1:54
Attendance: 13,487

Officials: Ted Valentine, Jeffrey Clark, Justin Porterfield

Monmouth - 42

Record: 0-2

NO. Name		Min	FG M-A	3P M-A	FT M-A	Rebounds OR DR TOT	Fouls PF FD	TP	AS	TO	ST	Blocks BS BA	+/-
5 Myles Foster	F	17:33	5-7	0-0	0-1	2 2 4	4 3 10	0	3	0	0	0 1	-12
35 Klemen Vuga	F	25:51	1-3	0-0	0-0	0 0 0	3 3 0	1	2	0	3	1 0	-30
13 Jack Collins	G	18:00	2-5	1-4	0-0	1 0 1	3 1 5	1	2	0	0	0 0	-21
20 Tahrion Allen	G	26:25	2-7	0-1	1-5	1 3 4	2 5 5	1	2	0	0	0 2	-25
24 Myles Ruth	G	21:02	2-6	0-0	4-4	0 1 1	2 3 8	0	1	1	0	0 2	-21
14 Jack Holmstrom		24:26	1-4	1-2	0-0	1 1 2	1 1 3	0	0	0	0	0 1	-32
33 Amaan Sandhu		21:18	0-1	0-1	1-2	0 0 0	3 2 1	1	3	0	0	0 0	-36
3 Jakari Spence		18:58	0-1	0-1	1-2	1 1 2	4 2 1	2	0	0	0	0 0	-26
4 Andrew Ball		13:05	1-3	1-2	0-0	0 2 2	0 1 3	0	2	0	0	0 0	-24
1 Jayden Doyle		13:22	2-4	0-0	0-1	0 1 1	2 1 4	0	2	1	0	0 1	-8
Team						0 1 1	0 3						
Totals			16-41	3-11	7-15	6 15 21	21 20 42	5	21	3	0	8 8	-47

Technical Fouls: NONE

Virginia - 89

Record: 2-0

NO. Name	Min	FG M-A	3P M-A	FT M-A	Rebounds OR DR TOT	Fouls PF FD	TP	AS	TO	ST	Blocks BS BA	+/-
1 Jayden Gardner	F 15:46	3-4	0-0	3-4	3 2 5	4 2	9	1	0	0	0 0	7
21 Kadin Shedrick	F 20:54	2-7	0-0	5-6	2 5 7	2 6	9	0	1	3	1 0	24
0 Kheir Clark	G 20:26	3-4	2-3	0-0	1 0 1	1 2	8	7	0	2	0 0	32
2 Reece Beekman	G 21:27	2-7	1-4	2-2	1 1 2	2 1	7	6	1	2	2 0	21
4 Armaan Franklin	G 18:22	3-6	2-4	0-0	0 3 3	3 1	6	0	2	0	0 0	18
11 Isaac McKneely	27:36	5-8	4-6	1-3	0 2 2	0 1	15	1	0	0	0 0	35
5 Ben Vander Plas	19:11	3-4	2-3	0-0	3 3 3	1 3	10	3	0	0	1 0	36
13 Ryan Dunn	26:42	5-6	1-1	2-4	1 5 6	3 3	13	2	0	2	3 0	36
10 Taine Murray	16:04	3-6	1-3	0-0	0 0 0	2 0	7	1	0	0	1 0	15
12 Chase Coleman	08:30	0-1	0-1	0-0	0 0 0	1 1	0	1	0	0	0 0	8
24 Tristan How	05:02	1-1	0-0	1-2	1 2 3	1 1	3	0	0	0	0 0	3
Team					2 1 3	0	1					
Totals		30-54	13-25	16-25	11 24 35	20 21	89	23	6	9	8 0	47

Technical Fouls: NONE

	MON	UVA
Biggest lead	4 (1 st 18:47)	47 (2 nd 1:02)
Best Scoring Run	4 (1 st 18:47)	17 (2 nd 1:43)
Lead Changes	2	35
Times Tied	1	
Time with Lead	06:13	32:33

Points from	MON	UVA
Turnovers	2	35
Paint	24	32
Second Chance	2	15
Fast Breaks	2	12
Bench	12	48

Period by Period Scoring	1st	2nd	TOT
MON	21	21	42
UVA	42	47	89

GAME 3 - NO. 16 VIRGINIA 86, NO. 5 BAYLOR 79



Official Basketball Box Score - Final
Virginia at Baylor
11/18/22 T-Mobile Arena, Las Vegas
2022-23 Men's Basketball

Game Time: 4:00 PM
Game Duration: 2:19

Officials: Ray Natli, Bert Smith, Greg Nixon

Virginia - 86

Record: 3-0

NO. Name	Min	FG M-A	3P M-A	FT M-A	Rebounds OR DR TOT	Fouls PF FD	TP	AS	TO	ST	Blocks BS BA	+/-
1 Jayden Gardner	F 17:12	1-4	0-0	5-7	0 3 3	2 4	7	2	2	1	0 0	3
21 Kadin Shedrick	F 32:16	6-6	0-0	5-7	0 3 3	5 5	17	1	2	2	2 0	-2
0 Kheir Clark	G 35:23	3-8	1-2	0-0	0 4 4	0 2	7	3	3	0	0 0	-7
2 Reece Beekman	G 33:32	2-6	2-2	4-4	0 1 1	1 3	10	3	1	1	1 5	
4 Armaan Franklin	G 33:26	7-12	3-6	9-10	1 3 4	2 5	26	1	1	3	0 1	4
5 Ben Vander Plas	24:06	4-5	2-3	4-6	0 2 2	1 4	14	1	1	1	0 0	8
11 Isaac McKneely	11:13	0-1	0-0	0-0	0 0 0	1 0	0	2	0	0	0 0	14
22 Francisco Caffaro	06:18	1-1	0-0	0-0	2 0 2	2 0	0	0	0	0	0 0	9
13 Ryan Dunn	06:34	1-2	1-1	0-1	0 0 0	1 1	3	0	0	0	0 0	3
Team					5 3 8	0	2					
Totals		25-45	9-14	27-35	8 19 27	15 24	86	20	14	8	3 2	7

Technical Fouls: Franklin 2nd 12:08

Baylor - 79

Record: 3-1

NO. Name	Min	FG M-A	3P M-A	FT M-A	Rebounds OR DR TOT	Fouls PF FD	TP	AS	TO	ST	Blocks BS BA	+/-
0 Flo Thamba	F 26:47	3-3	0-0	0-0	1 4 5	3 2	6	2	1	1	0 0	-1
11 Jalen Bridges	F 22:13	0-5	0-3	2-2	1 1 2	2 1	2	0	1	1	1 2	-3
1 Keyonte George	G 27:26	6-15	3-6	5-5	0 0 0	5 5	20	2	5	2	0 0	-1
4 LJ Cryer	G 31:12	8-12	3-5	0-0	0 0 0	1 1	19	4	0	0	0 0	-2
10 Adam Flagler	G 37:09	5-14	4-8	1-1	0 2 2	2 0	15	7	3	2	0 1	-7
3 Dale Bonner	22:50	1-3	0-2	2-2	1 3 4	5 2	4	0	2	0	1 0	-15
15 Josh Ojanwuna	09:00	1-1	0-0	0-0	1 2 3	1 1	2	0	0	0	0 0	-10
33 Caleb Lohner	19:44	4-4	1-1	2-4	3 2 5	3 1	11	0	0	1	0 0	-3
13 Langston Love	03:39	0-1	0-1	0-0	0 0 0	2 0	0	0	0	0	0 0	-1
Team					5 3 8	0	1					
Totals		28-58	11-26	12-14	12 17 29	24 15	79	15	13	7	2 3	3

Technical Fouls: Bonner 2nd 17:11; Lohner 2nd 7:12

	vir	bay
Biggest lead	22 (2 nd 10:48)	7 (1 st 4:11)
Best Scoring Run	14 (2 nd 13:04)	8 (2 nd 8:23)
Lead Changes	3	
Times Tied	5	
Time with Lead	20:03	14:27

Points from	vir	bay
Turnovers	21	14
Paint	24	26
Second Chance	8	18
Fast Breaks	9	3
Bench	19	17

Period by Period Scoring	1st	2nd	TOT
vir	30	56	86
bay	33	46	79

GAME 4 - NO. 16 VIRGINIA 70, NO. 19 ILLINOIS 61



Official Basketball Box Score - Final
Illinois at Virginia
11/20/22 T-Mobile Arena, Las Vegas
2022-23 Men's Basketball

Game Time: 12:00 PM
Game Duration: 2:05

Officials: Bert Smith, Ray Natli, Greg Nixon

Illinois - 61

Record: 4-1

NO.	Name	Min	FG M-A	3P M-A	FT M-A	Reb OR DR TOT	Fouls PF FO	TP	AS	TO	ST	Blocks BS BA	+/-		
24	Matthew Mayer	F 22:56	2-7	0-2	0-0	0 4 4	1 0	4	0	0	0	1	-5		
33	Colston Hawkins	F 30:32	2-10	1-5	0-1	0 0 0	1 0	3	3	0	0	1	-5		
0	Terrance Shannon Jr.	G 35:05	4-10	1-5	0-2	4 4 8	5 9	6	6	1	0	1	-12		
15	RJ Melendez	G 27:14	3-7	2-4	0-0	0 0 0	3 0	8	2	2	0	0	-12		
55	Ky Klarick	G 22:23	2-4	2-4	2-2	2 2 4	3 2	8	1	0	0	0	-11		
1	Senecire Harris	09:22	1-3	0-1	1-2	1 1 2	2 1 3	1	0	0	0	1	7		
3	Jayden Epps	26:52	6-13	2-5	0-0	1 3 4	4 3 14	0	0	2	0	1	1		
20	Ty Rodgers	07:46	0-1	0-0	0-0	1 2 3	2 0	0	0	0	0	0	1		
42	Dain Daijia	17:50	2-5	0-0	1-2	1 5 6	1 1 5	0	0	1	0	0	-1		
Team						4 2 6	0	0	0	0					
Totals			24-59	19-49	11-23	34	22	14	61	11	13	5	4	2	-9

GAME 5 - NO. 5 VIRGINIA 72, MARYLAND EASTERN SHORE 45



Official Basketball Box Score - Final

UMES at Virginia

11/25/22 John Paul Jones Arena, Charlottesville

No. 5 Virginia vs Maryland-Eastern Shore Men's Basketball

Game Time: 6:00 PM

Game Duration: 1:42

Attendance: 13,882

Officials: Brian O'Connell, Tommy Morrissey, Dwayne Gladden

UMES - 45		Record: 2-4															
NO.	Name	Min	FG	3P	FT	Rebounds			Fouls		TP	AS	TO	ST	Blocks		+/-
			M-A	M-A	M-A	OR	DR	TOT	PF	FD					BS	BA	
12	Nathaniel Pollard, Jr.	F 24:38	3-7	0-0	3-3	2	4	6	3	3	9	1	1	1	0	1	-13
0	Ahamadou Fofana	G 23:22	4-9	0-2	0-0	0	0	0	3	0	8	0	2	0	0	0	-10
2	Chace Davis	G 31:09	2-7	0-2	1-2	1	1	2	2	3	5	1	1	0	0	0	-22
3	Zion Styles	G 23:13	5-12	1-2	0-0	2	2	4	3	2	11	0	2	1	0	2	-18
5	Da'Shawn Phillip	G 25:47	2-8	0-4	0-0	1	4	5	0	2	4	2	1	1	1	2	-28
1	Donchevell Nugent	19:39	1-3	1-2	0-0	1	5	6	1	0	3	1	4	0	0	0	-3
11	Kohen Thompson	19:53	1-2	1-2	0-0	0	2	2	3	0	3	1	1	0	0	0	-14
15	Glen Anderson	14:08	0-3	0-2	0-0	0	2	2	0	0	0	0	1	2	0	0	-15
24	Troy Hupstead	09:28	1-3	0-1	0-0	0	0	0	1	0	2	0	0	0	1	0	-5
10	Dionte Johnson	04:28	0-1	0-1	0-0	0	0	0	0	1	0	1	0	0	0	0	1
13	Victory Naboya	02:48	0-0	0-0	0-0	0	0	0	0	0	0	0	0	0	0	0	-4
23	Toby Nnadozie	01:27	0-0	0-0	0-0	0	0	0	0	0	0	0	0	0	0	0	-4
Team						1	1	2			0		2				
Totals			19-55	3-18	4-5	8	21	29	16	11	45	7	15	5	2	5	-27

Technical Fouls:Fofana 1st6:48

Shooting By Period			
1 st	FG%	10-27	37.0%
	3PT%	1-9	11.1%
	FT%	1-1	100%
2 nd	FG%	9-28	32.1%
	3PT%	2-9	22.2%
	FT%	3-4	75%
GM	FG%	19-55	34.5%
	3PT%	3-18	16.7%
	FT%	4-5	80.0%

Dead Ball Rebounds: 3, 0

Virginia - 72		Record: 5-0															
NO.	Name	Min	FG	3P	FT	Rebounds			Fouls		TP	AS	TO	ST	Blocks		+/-
			M-A	M-A	M-A	OR	DR	TOT	PF	FD					BS	BA	
1	Jayden Gardner	F 25:01	12-15	0-0	2-5	0	3	3	2	3	26	0	0	0	0	0	14
21	Kadin Shedrick	F 17:01	4-4	0-0	5-5	3	0	3	0	4	13	1	1	3	2	0	23
0	Kiheï Clark	G 31:01	1-4	0-1	3-3	0	2	2	1	2	5	8	2	2	1	1	15
2	Reece Beekman	G 28:08	3-5	1-1	2-2	0	5	5	0	2	9	2	2	4	1	0	27
4	Armaan Franklin	G 27:21	2-6	1-4	0-0	0	4	4	0	0	5	3	0	0	0	0	27
5	Ben Vander Plas	19:07	1-3	0-0	0-1	3	4	7	3	3	2	2	0	1	0	0	4
11	Isaac McNeely	11:59	2-6	2-4	0-0	0	3	3	2	0	6	0	1	0	0	1	6
22	Francisco Caffaro	11:53	1-1	0-0	0-0	1	1	2	1	1	2	0	1	0	0	0	9
13	Ryan Dunn	11:43	0-2	0-1	0-0	0	0	0	0	0	0	0	1	0	1	0	-2
10	Taine Murray	12:04	0-3	0-3	1-2	0	4	4	2	1	1	1	0	0	0	0	6
12	Chase Coleman	04:42	1-2	1-1	0-0	0	0	0	0	0	3	1	1	0	0	0	6
Team						0	0	0			0		1				
Totals			27-51	5-15	13-18	7	26	33	11	16	72	18	10	10	5	2	27

Technical Fouls:NONE

Shooting By Period			
1 st	FG%	15-25	60.0%
	3PT%	2-5	40.0%
	FT%	8-10	80%
2 nd	FG%	12-26	46.2%
	3PT%	3-10	30.0%
	FT%	5-8	62.5%
GM	FG%	27-51	52.9%
	3PT%	5-15	33.3%
	FT%	13-18	72.2%

Dead Ball Rebounds: 1, 0

	MES	UVA	Points from		MES	UVA	Period by Period Scoring			
Biggest lead	0 (1 st 20:00)	29 (2 nd 0:32)	Turnovers		6	20	1st	2nd	TOT	
Best Scoring Run	8 (1 st 8:37)	10 (1 st 12:33)	Paint		22	40	MES	22	23	45
Lead Changes	0		Second Chance		4	10		UVA	40	32
Times Tied	0		Fast Breaks		5	11				
Time with Lead	00:00	39:30	Bench		8	14				

GAME 7 - NO. 5 VIRGINIA VS. FLORIDA STATE

GAME 8 - NO. 5 VIRGINIA VS. JAMES MADISON

THE LAST TIME

VIRGINIA INDIVIDUALS

- **Scored 30 points:** Kyle Guy vs. Marshall (12/31/18)
- **Scored 40 points:** Sean Singletary (41) at Miami (3/1/08)
- **Two players with 20 points:** Jay Huff (21) and Sam Hauser (21) vs. Syracuse (1/25/21)
- **Three players with 20 points:** Chris Williams (27), Roger Mason, Jr. (22) and Donald Hand (20) vs. Duke (1/5/00)
- **Four players with 20 points:** Chris Williams (23), Donald Hand (22), Adam Hall (21) and Travis Watson (20) vs. Georgetown (3/15/00)
- **A player with back-to-back 25-point games:** Joe Harris, 26 vs. Virginia Tech (2/12/13), 27 at North Carolina (2/16/13)
- **One player scored in double figures:** Jayden Gardner (17) vs. North Carolina (3/10/22)
- **No players scored in double figures:** vs. Florida (3/18/17)
- **Five players scored in double figures:** Sam Hauser (14), Tomas Woldetensae (14), Trey Murphy III (13), Kihei Clark (12), Jay Huff (12) at Clemson (1/16/21)
- **Six players scored in double figures:** Sean Singletary (27), Adrian Joseph (13), Jamil Tucker (13), Mamadi Diane (12), Calvin Baker (11) and Laurynas Mikalauskas (11) vs. Maryland (3/9/08)
- **Seven players scored in double figures:** Cornel Parker (20), Junior Burrough (15), Ted Jeffries (14), Cory Alexander (13), Jason Williford (12), Yuri Barnes (11) and Doug Smith (11) vs. Clemson (1/13/93)
- **Had 15 rebounds:** Mike Tobey (16) vs. Tennessee State (11/25/14)
- **Had 20 rebounds:** Mike Tobey (20) vs. Louisville (3/5/16)
- **Had 25 rebounds:** Bob Mortell (25) vs. Washington & Lee (2/27/60)
- **Two players with 10 rebounds:** Francisco Caffaro (12) and Jayden Gardner (10) at Notre Dame (1/29/22)
- **Three players with 10 rebounds:** Jay Huff (12), Kihei Clark (11) and Braxton Key (10) at Syracuse (11/6/19)
- **Double-Double:** Reece Beekman (10 points, 10 assists) vs. Baylor (11/18/22)
- **Two players had a double-double:** Jayden Gardner (22 points, 10 rebounds) and Francisco Caffaro (11 points and 12 rebounds) at Notre Dame (1/29/22)
- **Three players had a double-double:** Jason Williford (10 pts, 15 rebs), Ted Jeffries (23 pts, 10 rebs), and Cornel Parker (11 pts, 11 rebs) at William & Mary (1/25/93)
- **Double-Double with points and assists:** Ty Jerome (15 points, 11 assists) at North Carolina (2/11/19)
- **Triple-Double:** Ralph Sampson (15 pts, 22 rebs, 10 blks) vs. Old Dominion (12/29/79)
- **Three Double-Doubles in a row:** Sam Hauser [3] (13 pts, 10 rebs) at Notre Dame (12/30/20), (16 pts, 11 rebs) vs. Wake Forest (1/6/21), (17 pts, 10 rebs) at Boston College (1/9/21)
- **Four Double-Doubles in a row:** Mike Scott [5] (27 pts, 15 rebs) vs. Oklahoma (11/23/10), (16 pts, 10 rebs) vs. Wichita State (11/24/10), (17 pts, 12 rebs) at Minnesota (11/29/10), (21 pts, 13 rebs) at Virginia Tech (12/5/10), (10 pts, 13 rebs) vs. Radford (12/7/10)
- **20 points and 20 rebounds:** Travis Watson (21 points, 20 rebounds) vs. Wofford (1/2/03)
- **20 points and 10 rebounds:** Jayden Gardner (22 points, 10 rebounds) at Notre Dame (1/29/22)
- **13 assists:** Kihei Clark (13) vs. Navy (12/29/19)
- **11 assists:** Reece Beekman (11) vs. Louisville (1/24/22)
- **10 assists:** Reece Beekman (10) vs. Baylor (11/18/22)
- **5 blocked Shots:** Kadin Shedrick (6) vs. Clemson (12/22/21)
- **5 steals:** Reece Beekman (5) at Louisville (3/5/22)
- **Led UVA in points, rebounds and assists:** Sam Hauser (15 points, 9 rebounds, 3 assists) vs. Ohio (3/20/21)
- **Hit a last second shot to win a game:** Reece Beekman at Duke (2/7/22) [3-pointer with 1.1 seconds remaining]
- **Played more than 40 minutes:** Reece Beekman (45) at North Texas (3/20/22)
- **Played 40 minutes:** Kihei Clark (40), vs. St. Bonaventure (3/22/22)

VIRGINIA TEAM

- **Won in Overtime:** 71-69 at North Texas (3/20/22)
- **Lost in Overtime:** 63-55 vs. Syracuse (1/11/20)
- **Played Two Overtimes:** at Virginia Tech, 80-78 2 OT (2/12/17)
- **Played Three Overtimes:** vs. Georgetown, L 115-111 (3/15/00)
- **Shot 70 percent for a half:** 70.4% (19-27) vs. Austin Peay - 1st Half (11/13/17)
- **Shot 60 percent in a game:** 60% (30-50) vs. Miami (2/5/22)
- **Shot less than 30 percent in a game:** 29.5% (13-44) vs. VCU (12/9/18)
- **Shot 100 percent from the free throw line:** 100% (3-3) vs. Miami (2/5/22) & (14-14) vs. NC State (2/24/21)
- **Shot 90 percent from the free throw line:** 91.3% (21-23) vs. Georgia Tech (2/12/22)
- **Shot 70 percent from 3-point line:** 72% (18-25) at Syracuse (3/4/19)
- **Shot less than 30 percent in a half:** 28% (7-25) in 1st Half vs. St. Bonaventure (3/22/22)
- **Shot less than 20 percent in a half:** 18.5% (5-27) in 1st Half vs. North Carolina (3/10/22)
- **Shot 55 percent or better and lost:** 58.5% (31-53) at North Carolina (2/16/13)
- **Shot 50 percent or better and lost:** 52.6% (30-57) vs. Iowa (11/29/21)
- **Attempted 50 FTs:** 52 (made 34) vs. Howard (12/12/94)
- **Attempted 35 3-pointers:** 38 (11-38) vs. Va. Tech (2/10/18)
- **Did Not Attempt a FT:** 0 vs. Wisconsin (11/27/17)
- **Made 30 FTs:** 31 (31 of 36) vs. Tennessee (3/18/07)
- **Made 15 3-pt FGs:** 15 at Clemson (1/16/21)
- **Failed to make a 3-pt FG:** vs. Louisville (0 of 6) (3/9/22)
- **Had 50 rebounds:** 50 vs. JMU (11/10/19)
- **Had 25 assists:** 26 vs. Iowa State (3/25/16)
- **Had 15 steals:** 16 vs. NC State (2/24/08)
- **Had 10 blocks:** 11 vs. Clemson (12/22/22)
- **Scored 50 pts in a half:** 56 vs. Baylor, 2nd half (11/18/22)
- **Scored 60 pts in a half:** 60 vs. Gonzaga, 1st half (1/3/07)
- **Scored 70 pts in a half:** 70 vs. Coastal Carolina, 2nd half (11/20/00)
- **Scored 100 pts (ACC):** 103 vs. Maryland (1/16/07)
- **Scored 100 pts (non-conf):** 100 vs. Marshall (12/31/18)
- **Scored under 20 pts in 1st half:** 17 vs. St. Bonaventure (3/22/22)
- **Scored under 20 pts in 2nd half:** 19 at North Carolina (2/18/17)
- **Scored under 50 pts in a game:** 43 vs. North Carolina (3/10/22)
- **Defeated top-5 opponent:** 86-79 vs. #5 Baylor (11/18/22)
- **Defeated top-5 opponent on the road:** 65-63 at #4 Duke (1/27/18)
- **Defeated top-5 opponent at neutral site:** 86-79 vs. #5 Baylor (11/18/22)
- **Defeated top-ranked opponent:** 86-73 vs. #1 North Carolina (1/30/86)
- **Won when trailing by 16 points:** Trained 32-16 during 63-61 vs. Ohio State (11/30/16)
- **Won when trailing by 17 points:** Trained 31-14 during 61-58 overtime win vs. Maryland (3/10/13)

OPPONENT INDIVIDUALS

- **Scored 30 points:** Buddy Boeheim (31), Syracuse (3/11/21)
- **Scored 35 points:** Carsen Edwards (42), Purdue (3/30/19)
- **Scored 40 points:** Carsen Edwards (42), Purdue (3/30/19)
- **Scored 50 points:** Len Chappell (50), Wake (2/12/62)
- **Two players with 20 points:** Jericole Hellems (21) and Tarquavion Smith (20) at NC State (1/22/22)
- **Two players with 25 points:** Corey Kispert (32) and Drew Timme (29) vs. Gonzaga (12/26/20)
- **Three players with 20 points:** Jordan McRae (21), Jarnell Stokes (20), Josh Richardson (20), at Tennessee (12/30/13)
- **Two players with 30 points:** Trevor Powell (31) and Tony Smith (31) at Marquette (2/3/90)
- **No players scored in double figures:** Lehigh (11/26/21)
- **Five players scored in double figures:** Brandone Francis (17), Davide Moretti (15), Jarrett Culver (15), Kyler Edwards (12) and Matt Mooney (10) vs. Texas Tech (4/8/19)
- **Six players scored in double figures:** C.J. Harris (15), Ari Stewart (12), Travis McKie (12), J.T. Terrell (11), Ty Walker (11), Gary Clark (10), at Wake Forest (1/29/11)
- **Seven players scored in double figures:** Stanley Burrell (15), Drew Lavender (13), C.J. Anderson (12), B.J. Raymond (12), Josh Duncan (11), Charles Bronson (11) and Jason Love (10), at Xavier (1/3/08)
- **Double-Double:** Dominick Welch (10 points, 10 rebounds), St. Bonaventure (3/22/22)
- **Double-Double with points and assists:** Keifer Sykes (21 pts, 10 assts), at Green Bay (12/7/13)
- **Two players had a double-double:** Marvin Bagley III (30 pts, 14 rebs) & Wendell Carter Jr. (14 pts, 15 rebs), Duke (1/27/18)
- **Player had 20 points and 20 rebounds:** Armando Bacot (29 points, 22 rebounds), UNC (1/8/222)
- **Had 15 rebounds:** Amando Bacot (16), No. Carolina (2/20/20)
- **Had 20 rebounds:** Armando Bacot (22), No. Carolina (1/8/22)
- **Had 10 assists:** Keifer Sykes (10), at Green Bay (12/7/13)
- **5 Blocked Shots:** Moses Wright (5), Georgia Tech (1/23/21)
- **5 Steals:** Jordan Miller (7), Miami (2/5/22) & Jose Alvarado (6), Georgia Tech (1/23/21)
- **Hit a last second shot to win a game:** Matthew Cleveland, Florida State (2/26/22), 3-pointer at the end of regulation

OPPONENT TEAM

- **Shot less than 30 percent in a game:** 28.8% (17-59), FDU (12/18/21)
- **Shot less than 30 percent in a game (ACC):** 27.1% (13-48), Virginia Tech (1/4/20)
- **Shot 60 percent in a game:** 60% (30-50) at NC State (1/22/22)
- **Shot 55 percent or better and lost:** 55.3% (26-47), Cleveland State (11/25/09)
- **Scored 100 pts:** 106, Washington (11/22/10)
- **Scored 90 pts in an ACC game:** 93, North Carolina (2/16/13)
- **Scored 60 pts in a half:** 60, at Miami, 2nd half (3/1/08)
- **Scored 50 pts in a half:** 54, vs. Gonzaga, 2nd half (12/26/21)
- **Scored 45 pts in the first half:** 45, at Florida State (2/15/21)
- **Scored under 20 pts in 1st half:** 7, at Pitt (2/24/18)
- **Scored under 20 pts in 1st half:** 19, Georgia Tech (2/12/22)
- **Scored under 20 pts in 2nd half:** 19, vs. Towson (11/25/20)
- **Scored under 40 pts in a game:** 39, vs. Virginia Tech (1/4/20)
- **Had 25 assists:** 27, at Xavier (1/3/08)
- **Had 15 steals:** 15, VMI (11/16/08)
- **Had 10 blocks:** 10 at Maryland (3/5/11)
- **Failed to make a 3-pt FG:** Georgia Tech (1/22/15)

VIRGINIA PLAYERS

Points:	40, J.R. Reynolds vs. Wake Forest, 1/21/07
Most 1st Half Points:	23, Sean Singletary vs. Virginia Tech, 1/16/08
Most 2nd Half Points:	26, Sylven Landesberg vs. Boston College, 2/4/09
Rebounds:	20, Mike Tobey vs. Louisville, 3/5/16
Field Goals:	14, Jayden Gardner vs. FDU, 12/18/21
Field Goal Attempts:	23, Sylven Landesberg vs. Boston College, 2/4/09
Field Goal Pct.:	1.000 (9-9), Mike Scott vs. Wake Forest, 2/8/12
3-Point Field Goals:	8, Mustapha Farrakhan vs. Howard, 1/4/11
3-Point FG Attempts:	12, Sean Singletary vs. Gonzaga, 1/3/07
	12, Sean Singletary vs. Georgia Tech, 2/24/07
3-Point FG Pct.:	1.000 (5-5), Malcolm Brogdon vs. Boston College, 2/3/16
	1.000 (5-5), Justin Anderson vs. Tennessee State, 11/25/14
	1.000 (4-4), De'Andre Hunter vs. Coppin State, 11/16/18
	1.000 (4-4), London Perrantes vs. Miami, 2/26/14
	1.000 (4-4), Joe Harris vs. Hampton, 11/26/13
Free Throws Made:	14, Sean Singletary vs. Hampton, 12/16/06
	14, Sylven Landesberg vs. Florida State, 1/24/09
Free Throw Attempts:	16, Sean Singletary vs. Hampton, 12/16/06
FT Pct.:	1.000 (14-14), Sylven Landesberg vs. Florida State, 1/24/09
	1.000 (12-12), Malcolm Brogdon vs. Villanova, 12/19/15
Assists:	12, Ty Jerome vs. Virginia Tech, 1/15/19
Steals:	7, Sean Singletary vs. NC State, 2/24/08
Blocks:	10, by Jay Huff vs. Duke, 2/29/20

Most Points:	108 vs. Gonzaga, 1/3/07
Fewest Points:	38 vs. Wisconsin, 12/4/13
Most 1st Half:	60 vs. Gonzaga, 1/3/07
Fewest 1st Half:	15 vs. Iowa State, 12/30/10
Most 2nd Half:	57 vs. Arizona, 11/12/06
Fewest 2nd Half:	15 vs. Duke, 2/16/11
Rebounds:	54 vs. UMES, 11/26/06
Field Goals:	43 vs. VMI, 11/16/08
Field Goal Attempts:	82 vs. UNC, 1/15/09
Field Goal Pct.:	.667 (32-48) vs. Howard, 1/4/11
3-Pt. FG:	18 vs. Gonzaga, 1/3/07
3-Pt. FG Attempts:	38 vs. Virginia Tech, 2/10/18
3-Point FG Pct.:	.727 (8-11) vs. North Texas, 11/20/12
Free Throws:	39 vs. Maryland, 1/16/07
FT Attempted:	49 vs. Maryland, 1/16/07
Fewest FT Attempted:	0 vs. Wisconsin, 11/27/17
Free Throw Pct.:	1.000 (19-19) vs. Winthrop, 11/15/11
Assists:	24 vs. Howard, 11/14/07 24 vs. VMI, 11/16/08
Steals:	16 vs. NC State, 2/24/08
Blocks:	13 vs. Duke, 2/29/20
Most Turnovers:	21 vs. Longwood, 12/7/07 21 vs. Hampton, 12/19/07
Fewest Turnovers:	2 vs. Louisville, 2/7/15

Biggest Comeback:	19 points vs. Arizona, 11/12/06
Biggest Lead Given up in a Loss:	14 points vs. Bradley, 3/26/08
Largest Lead:	59 vs. Coppin State, 11/16/18
	57 points vs. Grambling State, 11/22/16
Biggest Deficit:	38 points vs. Clemson, 2/7/08
Largest Margin of Victory:	57 vs. Coppin State, 11/16/18
	56 points vs. Grambling State, 11/22/16
Largest Margin of Defeat:	31 points vs. Clemson, 2/7/08
Overtime Games (Record):	12 (6-6); Last: 71-64 win vs. Kent State, 12/4/20

Points:	32, 3x last by DeWayne Jackson, Morgan State, 12/19/12
Most 1st Half Points:	19, DeWayne Jackson, Morgan State, 12/19/12
Most 2nd Half Points:	28, Talor Battle, Penn State, 11/30/09
Rebounds:	16, 2x last by Jamelle Hagins, Delaware, 11/13/12
Field Goals:	13, Elijah Millsap, UAB, 12/30/09
Field Goal Attempts:	24, Malcolm Delaney, Virginia Tech, 1/28/10
Field Goal Pct.:875 (7-8), Ahmed Grant, UNC Wilmington, (1/18/10)
3-Point Field Goals:	8, K.C. Rivers, Clemson, 2/7/08
3-Pt. FG Attempts:	15, Malcolm Delaney, Virginia Tech, 2/19/11
3-Pt. FG Pct.:	1.000 (5-5), Tony Dukes, USC Upstate, 11/15/10
Free Throws Made:	15, Tyler Hansbrough, North Carolina, 1/15/09
FT Attempted:	17, Tyler Hansbrough, North Carolina, 1/15/09
FT Pct.:	1.000 (8-8), Tyrese Rice, Boston College, 2/4/09
	1.000 (8-8), Sean Mosley, Maryland, 3/6/10
	1.000 (7-7), Roy Devyn Marble, Iowa, 3/27/13
Assists:	11, Cliff Hammonds, Clemson, 2/7/08
Steals:	7, Jordan Miller, Miami, 2/5/22
Blocks:	6, 2x, last by Mouhamadou Gueye, Stony Brook, 12/18/19

Most Points:	97, VMI, 11/16/08
Fewest Points:	26, Maine, 11/27/19
Most 1st Half:	50, North Carolina, 1/15/09
Fewest 1st Half:	8, Harvard, 12/21/14
Most 2nd Half:	61, Gonzaga, 1/3/07
Fewest 2nd Half:	11, JMU, 11/10/19
Rebounds:	48, North Carolina, 2/25/12
Field Goals:	37, VMI, 11/16/08
Field Goal Attempts:	79, VMI, 11/16/08
Field Goal Pct.:	.566 (30-53) Liberty, 11/25/08
3-Pt. FG:	16, Clemson, 2/7/08
3-Pt. FG Attempts:	39, Hartford, 12/30/07
3-Point FG Pct.:	.619 (13-21) Duke, 2/9/19
Free Throws:	26, Boston College, 2/4/09
FT Attempted:	31, Boston College, 2/4/09
Free Throw Pct.:	1.000 (15-15) Iowa, 3/27/13
Zero Free Throw Attempts:	Miami, 2/5/22
Assists:	22, Clemson, 2/7/08
Steals:	15, VMI, 11/16/08
Blocks:	10, Radford, 11/21/08
	10, North Carolina, 1/15/09
Most Turnovers:	25, NC State, 2/24/08
Fewest Turnovers:	4, Clemson, 1/31/12

2006-07 to present. 272 games - 219-53 (.805)

21 games from 12/21/13 vs. Northern Iowa through 1/22/15 vs. Georgia Tech

21 games from 1/6/13 vs. North Carolina through 1/22/15 vs. Georgia Tech

4 games from 2/6/10 vs. Wake Forest through 3/6/10 vs. Maryland



2022-23 Virginia Men's Basketball



0 • KIHEI CLARK
Gr. • G • 5-10 • 167
Woodland Hills, Calif.




1 • JAYDEN GARDNER
5th Year • F • 6-6 • 233
Wake Forest, N.C.




2 • REECE BEEKMAN
Jr. • G • 6-3 • 190
Milwaukee, Wis.




4 • ARMAAN FRANKLIN
Sr. • G • 6-4 • 200
Indianapolis, Ind.



5 • BEN VANDER PLAS
Gr. • F • 6-8 • 236
Ripon, Wis.



10 • TAINÉ MURRAY
So. • G • 6-5 • 205
Auckland, N.Z.



11 • ISAAC MCKNEELY
Fr. • G • 6-4 • 179
Poca, W.Va.




12 • CHASE COLEMAN
Sr. • G • 5-10 • 165
Norfolk, Va.



13 • RYAN DUNN
Fr. • G • 6-8 • 208
Freeport, N.Y.



21 • KADIN SHEDRICK
R-Jr. • F • 6-11 • 231
Raleigh, N.C.



22 • FRANCISCO CAFFARO
R-Sr. • C • 7-1 • 254
Sante Fe, Argentina



23 • ISAAC TRAUDT
Fr. • F • 6-10 • 229
Grand Island, Neb.



24 • TRISTAN HOW
Jr. • F • 6-7 • 202
Virginia Beach, Va.



35 • LEON BOND III
Fr. • G/F • 6-5 • 200
Wauwatosa, Wis.



TONY BENNETT
Head Coach
14th Season



KIHEI CLARK

Graduate Student • Guard • 5-10 • 167
Woodland Hills, Calif. • Taft Charter

2022-23 HIGHLIGHTS

- Cousy Award Preseason Top-20 Watch List
- Had 9 points, five assists and four rebounds vs. NCCU (11/7/22)
- Recorded eight points, seven assists and two steals vs. Monmouth (11/11/22)
- Scored 12 points and had two steals vs. Illinois (11/20/22)
- Handed out a game-high eight assists vs. UMES (11/25/22)

CLARK CAREER STATISTICS

SEASON	TEAM	GP-GS	MIN/AVG	Field Goals		3-Point		F-Throws		Rebounds				Scoring							
				FG-FGA	FG%	3FG-3FGA	3FG%	FT-FTA	FT%	OFF	DEF	TOT	AVG	PF-FO	A	TO	BLK	STL	PTS	AVG	
2018-19	Uva	38-20	1020/26.8	55-157	.350	29-85	.341	33-40	.825	16	73	89	2.3	52-0	97	39	0	28	172	4.5	
2019-20	Uva	30-30	1112/37.1	105-280	.375	36-96	.375	78-89	.876	11	114	125	4.2	54-0	176	105	3	37	324	10.8	
2020-21	Uva	25-23	850/34.0	85-207	.411	20-62	.323	47-64	.734	6	45	51	2.0	30-0	113	53	0	18	237	9.5	
2021-22	Uva	35-35	1263/36.1	117-302	.387	54-156	.346	61-78	.782	12	91	103	2.9	40-0	153	77	4	30	349	10.0	
2022-23	Uva	5-5	155/31.0	14-34	.412	7-16	.438	6-9	.667	2	10	12	2.4	4-0	26	9	1	6	41	8.2	
TOTAL		133-113	4400/33.1	376-980	.384	146-415	.352	225-280	.804	47	333	380	2.9	180-0	565	283	8	119	1123	8.4	

Single Game Highs

Statistic	Value	
Points	25	vs Duke 02/23/22
Rebounds	11	at Syracuse 11/06/19
Assists	13	vs Navy 12/29/19
Steals	3	11 times
Blocks	1	8 times
FG Made	9	vs Duke 02/23/22
FG Attempts	16	vs Florida St. 02/26/22
3FG Made	6	vs Duke 02/23/22
3FG Attempts	11	vs Duke 02/23/22
FT Made	10	vs Boston College 02/01/22
FT Attempts	12	vs Kent St. 12/04/20

CLARK 2022-23 GAME-BY-GAME

Opponent	Date	GS	MIN	Total		3-Pointers		Free throws		Rebounds				PF	A	TO	BLK	STL	PTS	AVG
				FG-FGA	PCT	3FG-3FGA	PCT	FT-FTA	PCT	OFF	DEF	TOT	AVG							
N.C. Central	11/07/2022	*	34:08	3-9	.333	2-6	.333	1-4	.250	0	2	2	2.0	1	5	2	0	0	9	9.0
Monmouth	11/11/2022	*	20:26	3-4	.750	2-3	.667	0-0	.000	1	0	1	1.5	1	7	0	0	2	8	8.5
vs Baylor	11/18/2022	*	35:23	3-8	.375	1-2	.500	0-0	.000	0	4	4	2.3	0	3	3	0	0	7	8.0
vs Illinois	11/20/2022	*	34:10	4-9	.444	2-4	.500	2-2	1.000	1	2	3	2.5	1	3	2	0	2	12	9.0
UMES	11/25/2022	*	31:01	1-4	.250	0-1	.000	3-3	1.000	0	2	2	2.4	1	8	2	1	2	5	8.2
Totals		5	155:08	14-34	.412	7-16	.438	6-9	.667	2	10	12	2.4	4	26	9	1	6	41	8.2

Player Averages

Games Played	Minutes/ game	Points/ game	FG Pct	3FG Pct	FT Pct	Rebounds/ game	Assists/ game	Turnovers/ game	Assist/Turnover ratio	Steals/ game	Blocks/ game
5	31.0	8.2	41.2	43.8	66.7	2.4	5.2	1.8	2.9	1.2	0.2



1 JAYDEN GARDNER

Fifth Year • Forward • 6-6 • 233
Wake Forest, N.C. • Heritage • East Carolina

2022-23 HIGHLIGHTS

- Preseason All-ACC second team
- Malone Award Preseason Top-20 Watch List
- Surpassed 2,000 career points with three points vs. NCCU (11/7/22)
- Recorded 12 points and five rebounds vs. Illinois (11/20/22)
- Scored game-high 26 points (12 of 15 FG) vs. UMES (11/22/22)

GARDNER CAREER STATISTICS

SEASON	TEAM	GP-GS	MIN/AVG	Field Goals		3-Point		F-Throws		Rebounds				Scoring							
				FG-FGA	FG%	3FG-3FGA	3FG%	FT-FTA	FT%	OFF	DEF	TOT	AVG	PF-FO	A	TO	BLK	STL	PTS	AVG	
2018-19	ECU	31-31	948/30.6	166-337	.493	2-10	.200	171-228	.750	93	169	262	8.5	88-3	39	75	14	24	505	16.3	
2019-20	ECU	31-30	1066/34.4	223-428	.521	4-20	.200	160-218	.734	91	194	285	9.2	91-4	67	83	15	34	610	19.7	
2020-21	ECU	19-18	665/35.0	123-257	.479	3-6	.500	98-133	.737	39	119	158	8.3	42-0	27	45	3	11	347	18.3	
2021-22	UVa	35-35	1144/32.7	219-437	.501	3-14	.214	96-121	.793	80	143	223	6.4	74-0	50	52	13	18	537	15.3	
2022-23	UVa	5-5	104/20.9	19-35	.543	0-0	.000	19-30	.633	9	16	25	5.0	9-0	4	5	0	2	57	11.4	
TOTAL FOR UVa		40-40	1249/31.2	238-472	.504	3-14	.214	115-151	.762	89	159	248	6.2	83-0	54	57	13	20	594	14.9	
TOTAL		121-119	3927/32.5	750-1494	.502	12-50	.240	544-730	.745	312	641	953	7.9	304-7	187	260	45	89	2056	17.0	

Single Game Highs

Statistic	Value
Points	35 at UCF 01/13/19
Rebounds	20 at UCF 01/13/19
Assists	4 10 times
Steals	3 at South Fla. 02/26/20, vs Temple 02/23/20, vs Tulane 01/25/20
Blocks	3 vs Georgia Tech 02/12/22, at Miami (FL) 02/19/22
FG Made	14 vs Fairleigh Dickinson 12/18/21
FG Attempts	24 vs Temple 02/23/20
3FG Made	2 vs UCF 03/04/21, vs Iowa 11/29/21
3FG Attempts	4 vs SMU 01/11/20, vs Clemson 12/22/21
FT Made	16 vs App State 11/30/18
FT Attempts	19 vs App State 11/30/18

GARDNER 2022-23 GAME-BY-GAME

Opponent	Date	GS	MIN	Total		3-Pointers		Free throws		Rebounds											
				FG-FGA	PCT	3FG-3FGA	PCT	FT-FTA	PCT	OFF	DEF	TOT	AVG	PF	A	TO	BLK	STL	PTS	AVG	
N.C. Central	11/07/2022	*	19:41	0-4	.000	0-0	.000	3-5	.600	4	5	9	9.0	0	0	0	0	0	3	3.0	
Monmouth	11/11/2022	*	15:46	3-7	.429	0-0	.000	3-4	.750	3	2	5	7.0	4	1	0	0	0	9	6.0	
vs Baylor	11/18/2022	*	17:12	1-4	.250	0-0	.000	5-7	.714	0	3	3	5.7	2	2	2	0	1	7	6.3	
vs Illinois	11/20/2022	*	26:46	3-5	.600	0-0	.000	6-9	.667	2	3	5	5.5	1	1	3	0	1	12	7.8	
UMES	11/25/2022	*	25:01	12-15	.800	0-0	.000	2-5	.400	0	3	3	5.0	2	0	0	0	0	26	11.4	
Totals		5	104:26	19-35	.543	0-0	.000	19-30	.633	9	16	25	5.0	9	4	5	0	2	57	11.4	

Player Averages

Games Played	Minutes/ game	Points/ game	FG Pct	3FG Pct	FT Pct	Rebounds/ game	Assists/ game	Turnovers/ game	Assist/Turnover ratio	Steals/ game	Blocks/ game
5	20.9	11.4	54.3	0.0	63.3	5.0	0.8	1.0	0.8	0.4	0.0



2 REECE BEEKMAN

Junior • Guard • 6-3 • 190
Baton Rouge, La. • Scotlandville Magnet

2022-23 HIGHLIGHTS

- MVP of Continental Main Event in Las Vegas (11/20/21)
- ACC Player of the Week (11/21/22)
- Netted 10 points with five assists vs. NCCU (11/7/22)
- Had seven points and six assists vs. Monmouth (11/11/22)
- Recorded 10 points and 10 assists vs. Baylor (11/18/22)
- Registered 17 points and three steals vs. Illinois (11/20/22)
- Tallied nine points, five rebounds and four steals vs. UMES (11/25/22)

BEEKMAN CAREER STATISTICS

SEASON	TEAM	GP-GS	MIN/AVG	Field Goals		3-Point		F-Throws		Rebounds				Scoring			
				FG-FGA	FG%	3FG-3FGA	3FG%	FT-FTA	FT%	OFF	DEF	TOT	AVG	PP-FO	A	TO	BLK
2020-21	UVa	25-20	733/29.3	42-110	.382	9-37	.243	25-33	.758	5	66	71	2.8	37-0	75	29	10
2021-22	UVa	35-35	1228/35.1	115-256	.449	22-65	.338	35-46	.761	15	121	136	3.9	62-2	181	50	25
2022-23	UVa	5-5	143/28.6	15-37	.405	7-13	.538	16-18	.889	2	13	15	3.0	8-0	26	11	4
TOTAL		65-60	2104/32.4	172-403	.427	38-115	.330	76-97	.784	22	200	222	3.4	107-2	282	90	39

Single Game Highs

Statistic	Value	
Points	20	vs Clemson 12/22/21
Rebounds	12	at Louisville 03/05/22
Assists	11	vs Louisville 01/24/22
Steals	6	vs Navy 11/09/21
Blocks	2	9 times
FG Made	8	at Pittsburgh 01/19/22
FG Attempts	12	at North Carolina 01/08/22, vs Illinois 11/20/22
3FG Made	3	vs Clemson 12/22/21, at Pittsburgh 01/19/22, at Louisville 03/05/22
3FG Attempts	5	vs Clemson 12/22/21, at Pittsburgh 01/19/22
FT Made	6	vs Illinois 11/20/22
FT Attempts	8	vs Illinois 11/20/22

BEEKMAN 2022-23 GAME-BY-GAME

Opponent	Date	GS	MIN	Total		3-Pointers		Free throws		Rebounds				PF	A	TO	BLK	STL	PTS	AVG
				FG-FGA	PCT	3FG-3FGA	PCT	FT-FTA	PCT	OFF	DEF	TOT	AVG							
N.C. Central	11/07/2022	*	26:05	3-7	.429	2-3	.667	2-2	1.000	0	3	3	3.0	3	5	4	0	1	10	10.0
Monmouth	11/11/2022	*	21:27	2-7	.286	1-4	.250	2-2	1.000	1	1	2	2.5	2	6	1	2	2	7	8.5
vs Baylor	11/18/2022	*	33:32	2-6	.333	2-2	1.000	4-4	1.000	0	1	1	2.0	1	10	3	1	1	10	9.0
vs Illinois	11/20/2022	*	33:35	5-12	.417	1-3	.333	6-8	.750	1	3	4	2.5	2	3	1	0	3	17	11.0
UMES	11/25/2022	*	28:08	3-5	.600	1-1	1.000	2-2	1.000	0	5	5	3.0	0	2	2	1	4	9	10.6
Totals		5	142:47	15-37	.405	7-13	.538	16-18	.889	2	13	15	3.0	8	26	11	4	11	53	10.6

Player Averages

Games Played	Minutes/ game	Points/ game	FG Pct	3FG Pct	FT Pct	Rebounds/ game	Assists/ game	Turnovers/ game	Assist/Turnover ratio	Steals/ game	Blocks/ game
5	28.6	10.6	40.5	53.8	88.9	3.0	5.2	2.2	2.4	2.2	0.8



4 ARMAAN FRANKLIN

Senior • Guard • 6-4 • 200
Indianapolis, Ind. • Cathedral • Indiana

2022-23 HIGHLIGHTS

- Scored game-high 21 points (4-7 3FGs) vs. NCCU (11/7/22)
- Set career highs in points (26), free throws (9) and free throw at-tempts (10) vs. Baylor (11/18/22)

FRANKLIN CAREER STATISTICS

SEASON	TEAM	GP-GS	MIN/AVG	Field Goals		3-Point		F-Throws		Rebounds				Scoring			
				FG-FGA	FG%	3FG-3FGA	3FG%	FT-FTA	FT%	OFF	DEF	TOT	AVG	PF-FO	A	TO	BLK
2019-20	IND	32-9	441/13.8	39-112	.348	17-64	.266	24-39	.615	2	50	52	1.6	43-0	41	30	3
2020-21	IND	22-20	664/30.2	87-203	.429	36-85	.424	40-54	.741	13	78	91	4.1	61-3	47	48	5
2021-22	UVa	35-34	1031/29.5	140-357	.392	53-179	.296	57-75	.760	11	86	97	2.8	71-0	49	43	9
2022-23	UVa	5-5	148/29.6	21-45	.467	11-26	.423	16-18	.889	2	18	20	4.0	9-0	5	5	0
TOTAL FOR UVa		40-39	1179/29.5	161-402	.400	64-205	.312	73-93	.785	13	104	117	2.9	80-0	54	48	9
TOTAL		94-68	2283/24.3	287-717	.400	117-354	.331	137-186	.737	28	232	260	2.8	184-3	142	126	17

Single Game Highs


Statistic	Value
Points	26 vs Baylor 11/18/22
Rebounds	8 4 times
Assists	8 vs Western Ill. 11/05/19
Steals	4 at Northwestern 02/10/21, vs Miami (FL) 02/05/22, at Duke 02/07/22
Blocks	1 17 times
FG Made	8 at Illinois 12/26/20, vs Georgia 11/22/21, vs Miami (FL) 02/05/22
FG Attempts	17 vs Northwestern 12/23/20
3FG Made	5 6 times
3FG Attempts	11 vs St. Bonaventure 03/22/22
FT Made	9 vs Baylor 11/18/22
FT Attempts	10 vs Baylor 11/18/22

FRANKLIN 2022-23 GAME-BY-GAME

Opponent	Date	GS	MIN	Total		3-Pointers		Free throws		Rebounds				PF				PTS	AVG
				FG-FGA	PCT	3FG-3FGA	PCT	FT-FTA	PCT	OFF	DEF	TOT	AVG	A	TO	BLK	STL		
N.C. Central	11/07/2022	*	34:52	5-9	.556	4-7	.571	7-8	.875	1	3	4	4.0	1	1	0	0	21	21.0
Monmouth	11/11/2022	*	18:22	3-6	.500	2-4	.500	0-0	.000	0	3	3	3.5	3	0	2	0	8	14.5
vs Baylor	11/18/2022	*	33:26	7-12	.583	3-6	.500	9-10	.900	1	3	4	3.7	2	1	1	0	26	18.3
vs Illinois	11/20/2022	*	33:50	4-12	.333	1-5	.200	0-0	.000	0	5	5	4.0	3	0	2	0	9	16.0
UMES	11/25/2022	*	27:21	2-6	.333	1-4	.250	0-0	.000	0	4	4	4.0	0	3	0	0	5	13.8
Totals		5	147:51	21-45	.467	11-26	.423	16-18	.889	2	18	20	4.0	9	5	5	0	69	13.8

Player Averages

Games Played	Minutes/ game	Points/ game	FG Pct	3FG Pct	FT Pct	Rebounds/ game	Assists/ game	Turnovers/ game	Assist/Turnover ratio	Steals/ game	Blocks/ game
5	29.6	13.8	46.7	42.3	88.9	4.0	1.0	1.0	1.0	1.0	0.0



5 BEN VANDER PLAS

Graduate Student • Forward • 6-8 • 236
Ripon, Wis. • Ripon • Ohio University

2022-23 HIGHLIGHTS

- Recorded seven points and four rebounds in UVA debut vs. NCCU (11/7/22)
- Tallied 10 points, three rebounds and three assists vs. Monmouth (11/11/22)
- Scored 14 points vs. Baylor (11/18/22)
- Tallied eight points and game-high 10 rebounds vs. Illinois (11/20/22)

VANDER PLAS CAREER STATISTICS

SEASON	TEAM	GP-GS	MIN/AVG	Field Goals		3-Point		F-Throws		Rebounds				Scoring						
				FG-FGA	FG%	3FG-3FGA	3FG%	FT-FTA	FT%	OFF	DEF	TOT	AVG	PF-FO	A	TO	BLK	STL	PTS	AVG
2018-19	Ohio	31-1	718/23.2	94-231	.407	50-162	.309	29-41	.707	40	122	162	5.2	55-0	48	33	15	28	267	8.6
2019-20	Ohio	31-31	1022/33.0	183-372	.492	41-137	.299	80-135	.593	39	175	214	6.9	84-2	86	89	21	32	487	15.7
2020-21	Ohio	25-25	845/33.8	114-263	.433	51-146	.349	42-55	.764	19	126	145	5.8	60-1	94	58	15	36	321	12.8
2021-22	Ohio	35-35	1237/35.4	166-362	.459	67-198	.338	98-138	.710	40	197	237	6.8	81-3	107	63	16	62	497	14.2
2022-23	Uva	5-0	109/21.9	10-20	.500	6-13	.462	15-21	.714	5	21	26	5.2	8-0	10	2	2	3	41	8.2
TOTAL FOR Uva		5-0	109/21.9	10-20	.500	6-13	.462	15-21	.714	5	21	26	5.2	8-0	10	2	2	3	41	8.2
TOTAL		127-92	3932/31.0	567-1248	.454	215-656	.328	264-390	.677	143	641	784	6.2	288-6	345	245	69	161	1613	12.7

Single Game Highs


Statistic	Value
Points	30 vs Miami (OH) 02/15/22
Rebounds	13 at Central Mich. 02/16/19, at Western Mich. 01/04/20
Assists	10 vs Central Mich. 02/22/22
Steals	4 10 times
Blocks	2 12 times
FG Made	11 at Buffalo 01/14/20, vs Toledo 03/12/21
FG Attempts	20 at Buffalo 01/14/20
3FG Made	6 at Akron 03/02/19, vs Kent St. 01/07/22
3FG Attempts	11 at Bowling Green 03/01/22
FT Made	9 vs Miami (OH) 02/15/22, at NIU 03/04/22
FT Attempts	12 vs Central Mich. 03/09/20

VANDER PLAS 2022-23 GAME-BY-GAME

Opponent	Date	GS	MIN	Total		3-Pointers		Free throws		Rebounds											
				FG-FGA	PCT	3FG-3FGA	PCT	FT-FTA	PCT	OFF	DEF	TOT	AVG	PF	A	TO	BLK	STL	PTS	AVG	
N.C. Central	11/07/2022		22:52	2-5	.400	2-4	.500	1-2	.500	0	4	4	4.0	1	2	0	1	1	7	7.0	
Monmouth	11/11/2022		19:11	3-4	.750	2-3	.667	2-3	.667	0	3	3	3.5	1	3	0	1	0	10	8.5	
vs Baylor	11/18/2022		24:06	4-5	.800	2-3	.667	4-6	.667	0	2	2	3.0	1	1	1	0	1	14	10.3	
vs Illinois	11/20/2022		24:10	0-3	.000	0-3	.000	8-9	.889	2	8	10	4.8	2	2	1	0	0	8	9.8	
UMES	11/25/2022		19:07	1-3	.333	0-0	.000	0-1	.000	3	4	7	5.2	3	2	0	0	1	2	8.2	
Totals		0	109:26	10-20	.500	6-13	.462	15-21	.714	5	21	26	5.2	8	10	2	2	3	41	8.2	

Player Averages

Games Played	Minutes/game	Points/game	FG Pct	3FG Pct	FT Pct	Rebounds/game	Assists/game	Turnovers/game	Assist/Turnover ratio	Steals/game	Blocks/game
5	21.9	8.2	50.0	46.2	71.4	5.2	2.0	0.4	5.0	0.6	0.4



10 Taine Murray

Sophomore • Guard • 6-5 • 205
Auckland, N.Z. • Rosmini College

2022-23 HIGHLIGHTS

- Netted seven points in 16 minutes vs. Monmouth (11/11/22)
- Played 12 minutes vs. UMES (11/25/22)

MURRAY CAREER STATISTICS

						Field Goals		3-Point		F-Throws		Rebounds								Scoring		
SEASON	TEAM	GP-GS	MIN	AVG		FG-FA	FG%	3FG-3FA	3FG%	FT-FTA	FT%	OFF	DEF	TOT	AVG	PF-FO	A	TO	BLK	STL	PTS	AVG
2021-22	UVa	19-0	143	7.5		13-33	.394	8-23	.348	4-8	.500	6	11	17	0.9	14-0	2	4	1	2	38	2.0
2022-23	UVa	3-0	30	10.1		3-9	.333	1-6	.167	1-2	.500	0	5	5	1.7	4-0	2	0	1	0	8	2.7
TOTAL		22-0	174	7.9		16-42	.381	9-29	.310	5-10	.500	6	16	22	1.0	18-0	4	4	2	2	46	2.1

Single Game Highs

Statistic	Value
Points	14 vs Iowa 11/29/21
Rebounds	4 vs UMES 11/25/22
Assists	1 4 times
Steals	1 vs Radford 11/12/21, at NC State 01/22/22
Blocks	1 vs Pittsburgh 12/03/21, vs Monmouth 11/11/22
FG Made	5 vs Iowa 11/29/21
FG Attempts	7 vs Iowa 11/29/21
3FG Made	4 vs Iowa 11/29/21
3FG Attempts	6 vs Iowa 11/29/21
FT Made	2 at Clemson 01/04/22
FT Attempts	2 4 times

MURRAY 2022-23 GAME-BY-GAME

Opponent	Date	GS	MIN	Total		3-Pointers		Free throws		Rebounds											
				FG-FGA	PCT	3FG-3FGA	PCT	FT-FTA	PCT	OFF	DEF	TOT	AVG	PF	A	TO	BLK	STL	PTS	AVG	
N.C. Central	11/07/2022		02:13	0-0	.000	0-0	.000	0-0	.000	0	1	1	1.0	0	0	0	0	0	0	0.0	
Monmouth	11/11/2022		16:04	3-6	.500	1-3	.333	0-0	.000	0	0	0	0.5	2	1	0	1	0	7	3.5	
UMES	11/25/2022		12:04	0-3	.000	0-3	.000	1-2	.500	0	4	4	1.7	2	1	0	0	0	1	2.7	
Totals		0	30:21	3-9	.333	1-6	.167	1-2	.500	0	5	5	1.7	4	2	0	1	0	8	2.7	

Player Averages

Games Played	Minutes/ game	Points/ game	FG Pct	3FG Pct	FT Pct	Rebounds/ game	Assists/ game	Turnovers/ game	Assist/Turnover ratio	Steals/ game	Blocks/ game
3	10.1	2.7	33.3	16.7	50.0	1.7	0.7	0.0	2.0	0.0	0.3



11 ISAAC MCKNEELY

Freshman • Guard • 6-4 • 179
Poca, W.Va. • Poca

2022-23 HIGHLIGHTS

- Scored three points in collegiate debut vs. NCCU (11/7/22)
- Game-high 15 points (4 of 6 3FG) vs. Monmouth (11/11/22)
- Tallied six points and three rebounds vs. UMES (11/25/22)

MCKNEELY CAREER STATISTICS

				Field Goals		3-Point		F-Throws		Rebounds								Scoring		
SEASON	TEAM	GP-GS	MIN/AVG	FG-FGA	FG%	3FG-3FGA	3FG%	FT-FTA	FT%	OFF	DEF	TOT	AVG	PF-FO	A	TO	BLK	STL	PTS	AVG
2022-23	UVa	5-0	89/17.7	9-22	.409	8-16	.500	1-3	.333	0	6	6	1.2	5-0	3	2	1	0	27	5.4
TOTAL		5-0	89/17.7	9-22	.409	8-16	.500	1-3	.333	0	6	6	1.2	5-0	3	2	1	0	27	5.4

Single Game Highs


Statistic	Value	
Points	15	vs Monmouth 11/11/22
Rebounds	3	vs UMES 11/25/22
Assists	2	vs Baylor 11/18/22
Blocks	1	vs N.C. Central 11/07/22
FG Made	5	vs Monmouth 11/11/22
FG Attempts	8	vs Monmouth 11/11/22
3FG Made	4	vs Monmouth 11/11/22
3FG Attempts	6	vs Monmouth 11/11/22
FT Made	1	vs Monmouth 11/11/22
FT Attempts	3	vs Monmouth 11/11/22

MCKNEELY 2022-23 GAME-BY-GAME

Opponent	Date	GS	MIN	Total		3-Pointers		Free throws		Rebounds				PF	A	TO	BLK	STL	PTS	AVG
				FG-FGA	PCT	3FG-3FGA	PCT	FT-FTA	PCT	OFF	DEF	TOT	AVG							
N.C. Central	11/07/2022		22:42	1-4	.250	1-4	.250	0-0	.000	0	1	1	1.0	1	0	1	1	0	3	3.0
Monmouth	11/11/2022		27:36	5-8	.625	4-6	.667	1-3	.333	0	2	2	1.5	0	1	0	0	0	15	9.0
vs Baylor	11/18/2022		11:13	0-1	.000	0-0	.000	0-0	.000	0	0	0	1.0	1	2	0	0	0	0	6.0
vs Illinois	11/20/2022		15:03	1-3	.333	1-2	.500	0-0	.000	0	0	0	0.8	1	0	0	0	0	3	5.3
UMES	11/25/2022		11:59	2-6	.333	2-4	.500	0-0	.000	0	3	3	1.2	2	0	1	0	0	6	5.4
Totals		0	88:33	9-22	.409	8-16	.500	1-3	.333	0	6	6	1.2	5	3	2	1	0	27	5.4

Player Averages

Games Played	Minutes/ game	Points/ game	FG Pct	3FG Pct	FT Pct	Rebounds/ game	Assists/ game	Turnovers/ game	Assist/Turnover ratio	Steals/ game	Blocks/ game
5	17.7	5.4	40.9	50.0	33.3	1.2	0.6	0.4	1.5	0.0	0.2



12 CHASE COLEMAN

Senior • Guard • 5-10 • 165
Norfolk, Va. • Maury

2022-23 HIGHLIGHTS

- Dished two assists in nine minutes vs. Monmouth (11/11/22)
- Scored three points in five minutes of action vs. UMES (11/25/22)

COLEMAN CAREER STATISTICS

						Field Goals		3-Point		F-Throws		Rebounds									Scoring	
SEASON	TEAM	GP-GS	MIN	AVG		FG-FGA	FG%	3FG-3FGA	3FG%	FT-FTA	FT%	OFF	DEF	TOT	AVG	PF-FO	A	TO	BLK	STL	PTS	AVG
2019-20	UVa	17-0	87	5/1.1		5-18	.278	2-8	.250	0-0	.000	0	8	8	0.5	9-0	4	7	0	5	12	0.7
2020-21	UVa	5-0	7/1.4			1-1	1.000	0-0	.000	0-0	.000	0	1	1	0.2	1-0	0	0	0	0	2	0.4
2021-22	UVa	4-0	7/1.8			1-2	.500	0-1	.000	0-0	.000	0	0	0	0.0	0-0	0	2	0	1	2	0.5
2022-23	UVa	2-0	13/6.6			1-3	.333	1-2	.500	0-1	.000	0	0	0	0.0	1-0	3	2	0	0	3	1.5
TOTAL		28-0	114/4.1			8-24	.333	3-11	.273	0-1	.000	0	9	9	0.3	11-0	7	11	0	6	19	0.7

Single Game Highs

Statistic	Value
Points	3 vs Virginia Tech 01/04/20, vs Arizona St. 11/24/19, vs UMES 11/25/22
Rebounds	2 vs Massachusetts 11/23/19
Assists	2 vs Monmouth 11/11/22
Steals	1 6 times
FG Made	1 8 times
FG Attempts	3 vs James Madison 11/10/19, vs Arizona St. 11/24/19
3FG Made	1 vs Virginia Tech 01/04/20, vs Arizona St. 11/24/19, vs UMES 11/25/22
3FG Attempts	2 at Boston College 01/07/20, vs Arizona St. 11/24/19
FT Attempts	1 vs Monmouth 11/11/22

COLEMAN 2022-23 GAME-BY-GAME

Opponent	Date	GS	MIN	Total		3-Pointers		Free throws		Rebounds										
				FG-FGA	PCT	3FG-3FGA	PCT	FT-FTA	PCT	OFF	DEF	TOT	AVG	PF	A	TO	BLK	STL	PTS	AVG
Monmouth	11/11/2022		08:30	0-1	.000	0-1	.000	0-1	.000	0	0	0	0.0	1	2	1	0	0	0	0.0
UMES	11/25/2022		04:42	1-2	.500	1-1	1.000	0-0	.000	0	0	0	0.0	0	1	1	0	0	3	1.5
Totals		0	13:12	1-3	.333	1-2	.500	0-1	.000	0	0	0	0.0	1	3	2	0	0	3	1.5

Player Averages

Games Played	Minutes/ game	Points/ game	FG Pct	3FG Pct	FT Pct	Rebounds/ game	Assists/ game	Turnovers/ game	Assist/Turnover ratio	Steals/ game	Blocks/ game
2	6.6	1.5	33.3	50.0	0.0	0.0	1.5	1.0	1.5	0.0	0.0



13 RYAN DUNN

Freshman • Guard • 6-8 • 208
Freeport, N.Y. • Perkiomen School

2022-23 HIGHLIGHTS

- Tallied 13 points, six rebounds, three blocks and two steals in collegiate debut vs. Monmouth (11/11/22)
- Played 12 minutes vs. UMES (11/25/22)

DUNN CAREER STATISTICS

				Field Goals		3-Point		F-Throws		Rebounds								Scoring		
SEASON	TEAM	GP-GS	MIN/AVG	FG-FGA	FG%	3FG-3FGA	3FG%	FT-FTA	FT%	OFF	DEF	TOT	AVG	PF-FO	A	TO	BLK	STL	PTS	AVG
2022-23	UVa	4-0	48/12.1	6-10	.600	2-3	.667	2-5	.400	1	6	7	1.8	4-0	2	1	4	2	16	4.0
TOTAL		4-0	48/12.1	6-10	.600	2-3	.667	2-5	.400	1	6	7	1.8	4-0	2	1	4	2	16	4.0

Single Game Highs

Statistic	Value	
Points	13	vs Monmouth 11/11/22
Rebounds	6	vs Monmouth 11/11/22
Assists	2	vs Monmouth 11/11/22
Steals	2	vs Monmouth 11/11/22
Blocks	3	vs Monmouth 11/11/22
FG Made	5	vs Monmouth 11/11/22
FG Attempts	6	vs Monmouth 11/11/22
3FG Made	1	vs Monmouth 11/11/22, vs Baylor 11/18/22
3FG Attempts	1	vs Monmouth 11/11/22, vs Baylor 11/18/22, vs UMES 11/25/22
FT Made	2	vs Monmouth 11/11/22
FT Attempts	4	vs Monmouth 11/11/22

DUNN 2022-23 GAME-BY-GAME

Opponent	Date	GS	MIN	Total		3-Pointers		Free throws		Rebounds											
				FG-FGA	PCT	3FG-3FGA	PCT	FT-FTA	PCT	OFF	DEF	TOT	AVG	PF	A	TO	BLK	STL	PTS	AVG	
Monmouth	11/11/2022		26:42	5-6	.833	1-1	1.000	2-4	.500	1	5	6	6.0	3	2	0	3	2	13	13.0	
vs Baylor	11/18/2022		06:34	1-2	.500	1-1	1.000	0-1	.000	0	0	0	3.0	1	0	0	0	0	3	8.0	
vs Illinois	11/20/2022		03:22	0-0	.000	0-0	.000	0-0	.000	0	1	1	2.3	0	0	0	0	0	0	5.3	
UMES	11/25/2022		11:43	0-2	.000	0-1	.000	0-0	.000	0	0	0	1.8	0	0	1	1	0	0	4.0	
Totals		0	48:21	6-10	.600	2-3	.667	2-5	.400	1	6	7	1.8	4	2	1	4	2	16	4.0	

Player Averages

Games Played	Minutes/ game	Points/ game	FG Pct	3FG Pct	FT Pct	Rebounds/ game	Assists/ game	Turnovers/ game	Assist/Turnover ratio	Steals/ game	Blocks/ game
4	12.1	4.0	60.0	66.7	40.0	1.8	0.5	0.3	2.0	0.5	1.0



21 KADIN SHEDRICK

RS Junior • Forward • 6-11 • 231
Holly Springs, N.C. • Holly Springs

2022-23 HIGHLIGHTS

- Tallied 10 points, seven rebounds, two steals and two blocks vs. NCCU (11/7/22)
- Scored nine points along with a game-high seven rebounds vs. Monmouth (11/11/22)
- Registered 17 points and two blocks vs. Baylor (11/18/22)
- Recorded 13 points (4-4 FG, 5-5 FT), three steals and two blocks vs. UMES (11/25/22)

SHEDRICK CAREER STATISTICS

SEASON	TEAM	GP-GS	MIN/AVG	Field Goals		3-Point		F-Throws		Rebounds				Scoring			
				FG-FGA	FG%	3FG-3FGA	3FG%	FT-FTA	FT%	OFF	DEF	TOT	AVG	PF-FO	A	TO	BLK
2020-21	UVa	11-0	87/7.9	11-21	.524	0-1	.000	6-9	.667	12	12	24	2.2	14-0	3	6	4
2021-22	UVa	35-19	727/20.8	91-142	.641	0-1	.000	61-86	.709	55	123	178	5.1	97-2	8	31	67
2022-23	UVa	5-5	117/23.4	17-23	.739	0-1	.000	22-26	.846	8	18	26	5.2	12-1	5	6	8
TOTAL		51-24	931/18.2	119-186	.640	0-3	.000	89-121	.736	75	153	228	4.5	123-3	16	43	79

Single Game Highs

Statistic	Value
Points	20 at Louisville 03/05/22
Rebounds	13 at Miami (FL) 02/19/22
Assists	2 vs Gonzaga 12/26/20, at Miami (FL) 02/19/22, vs N.C. Central 11/07/22
Steals	3 vs Navy 11/09/21, vs Monmouth 11/11/22, vs UMES 11/25/22
Blocks	6 vs Clemson 12/22/21
FG Made	8 at Duke 02/07/22, at Louisville 03/05/22
FG Attempts	9 at Louisville 03/05/22
3FG Attempts	1 vs San Francisco 11/27/20, at Houston 11/16/21, vs N.C. Central 11/07/22
FT Made	10 vs Radford 11/12/21
FT Attempts	10 vs Radford 11/12/21

SHEDRICK 2022-23 GAME-BY-GAME

Opponent	Date	GS	MIN	Total		3-Pointers		Free throws		Rebounds				PF			
				FG-FGA	PCT	3FG-3FGA	PCT	FT-FTA	PCT	OFF	DEF	TOT	AVG	A	TO	BLK	STL
N.C. Central	11/07/2022	*	27:15	3-6	.500	0-1	.000	4-4	1.000	2	5	7	7.0	3	2	0	2
Monmouth	11/11/2022	*	20:54	2-4	.500	0-0	.000	5-6	.833	2	5	7	7.0	2	0	1	3
vs Baylor	11/18/2022	*	32:16	6-6	1.000	0-0	.000	5-7	.714	0	3	3	5.7	5	1	2	2
vs Illinois	11/20/2022	*	19:21	2-3	.667	0-0	.000	3-4	.750	1	5	6	5.8	2	1	2	1
UMES	11/25/2022	*	17:01	4-4	1.000	0-0	.000	5-5	1.000	3	0	3	5.2	0	1	1	2
Totals		5	116:47	17-23	.739	0-1	.000	22-26	.846	8	18	26	5.2	12	5	6	8

Player Averages

Games Played	Minutes/ game	Points/ game	FG Pct	3FG Pct	FT Pct	Rebounds/ game	Assists/ game	Turnovers/ game	Assist/Turnover ratio	Steals/ game	Blocks/ game
5	23.4	11.2	73.9	0.0	84.6	5.2	1.0	1.2	0.8	2.0	1.6



22 FRANCISCO CAFFARO

RS Senior • Center • 7-1 • 254
Santa Fe, Argentina • NBA Global Academy

2022-23 HIGHLIGHTS

- Tallied 10 points and four rebounds vs. NCCU (11/7/22)
- Missed Monmouth game due to participation with Argentina National Team at World Cup qualifier in the Dominican Republic on Nov. 10
- Scored nine points along with six rebounds for Argentina in a World Cup qualifier vs. the Dominican Republic on Nov. 10

CAFFARO CAREER STATISTICS

SEASON	TEAM	GP-GS	MIN/AVG	Field Goals		3-Point		F-Throws		Rebounds				Scoring			
				FG-FGA	FG%	3FG-3FGA	3FG%	FT-FTA	FT%	OFF	DEF	TOT	AVG	PF-FO	A	TO	BLK STL
2019-20	UVa	20-2	150/7.5	9-17	.529	0-0	.000	10-15	.667	10	14	24	1.2	24-0	0	9	5 2
2020-21	UVa	17-0	117/6.9	6-12	.500	0-0	.000	8-10	.800	9	12	21	1.2	16-0	2	7	1 0
2021-22	UVa	35-16	620/17.7	55-105	.524	0-0	.000	41-68	.603	55	107	162	4.6	79-3	8	32	11 7
2022-23	UVa	4-0	38/9.5	6-6	1.000	0-0	.000	4-5	.800	5	5	10	2.5	7-0	1	2	1 0
TOTAL		76-18	925/12.2	76-140	.543	0-0	.000	63-98	.643	79	138	217	2.9	126-3	11	50	18 9

Single Game Highs

Statistic	Value	
Points	16	vs Virginia Tech 01/12/22
Rebounds	12	at Notre Dame 01/29/22
Assists	1	11 times
Steals	2	at Notre Dame 01/29/22
Blocks	2	vs Fairleigh Dickinson 12/18/21, vs Florida St. 02/26/22
FG Made	5	vs Virginia Tech 01/12/22, at Notre Dame 01/29/22
FG Attempts	9	vs Wake Forest 01/15/22, at Notre Dame 01/29/22
FT Made	6	vs Virginia Tech 01/12/22
FT Attempts	10	vs Virginia Tech 01/12/22

CAFFARO 2022-23 GAME-BY-GAME

Opponent	Date	GS	MIN	Total		3-Pointers		Free throws		Rebounds							
				FG-FGA	PCT	3FG-3FGA	PCT	FT-FTA	PCT	OFF	DEF	TOT	AVG	PF	A	TO	BLK STL
N.C. Central	11/07/2022		10:12	3-3	1.000	0-0	.000	4-5	.800	1	3	4	4.0	2	1	0	0 0
vs Baylor	11/18/2022		06:18	1-1	1.000	0-0	.000	0-0	.000	2	0	2	3.0	2	0	0	0 0
vs Illinois	11/20/2022		09:43	1-1	1.000	0-0	.000	0-0	.000	1	1	2	2.7	2	0	1	1 0
UMES	11/25/2022		11:53	1-1	1.000	0-0	.000	0-0	.000	1	1	2	2.5	1	0	1	0 0
Totals		0	38:06	6-6	1.000	0-0	.000	4-5	.800	5	5	10	2.5	7	1	2	1 0

Player Averages

Games Played	Minutes/ game	Points/ game	FG Pct	3FG Pct	FT Pct	Rebounds/ game	Assists/ game	Turnovers/ game	Assist/Turnover ratio	Steals/ game	Blocks/ game
4	9.5	4.0	100.0	0.0	80.0	2.5	0.3	0.5	0.5	0.0	0.3



24 TRISTAN HOW

Junior • Forward • 6-7 • 202
Virginia Beach, Va. • Norfolk Collegiate

2022-23 HIGHLIGHTS

• Scored three points along with three rebounds in collegiate debut vs. Monmouth (11/11/22)

HOW CAREER STATISTICS

					Field Goals		3-Point		F-Throws		Rebounds								Scoring		
SEASON	TEAM	GP-GS	MIN	AVG	FG-FGA	FG%	3FG-3FGA	3FG%	FT-FTA	FT%	OFF	DEF	TOT	AVG	PF-FO	A	TO	BLK	STL	PTS	AVG
2022-23	UVa	1-0	5/5.0		1-1	1.000	0-0	.000	1-2	.500	1	2	3	3.0	1-0	0	0	0	0	3	3.0
TOTAL		1-0	5/5.0		1-1	1.000	0-0	.000	1-2	.500	1	2	3	3.0	1-0	0	0	0	0	3	3.0

Single Game Highs

Statistic	Value
Points	3 vs Monmouth 11/11/22
Rebounds	3 vs Monmouth 11/11/22
FG Made	1 vs Monmouth 11/11/22
FG Attempts	1 vs Monmouth 11/11/22
FT Made	1 vs Monmouth 11/11/22
FT Attempts	2 vs Monmouth 11/11/22

HOW 2022-23 GAME-BY-GAME

Opponent	Date	GS	MIN	Total		3-Pointers		Free throws		Rebounds										
				FG-FGA	PCT	3FG-3FGA	PCT	FT-FTA	PCT	OFF	DEF	TOT	AVG	PF	A	TO	BLK	STL	PTS	AVG
Monmouth	11/11/2022		05:02	1-1	1.000	0-0	.000	1-2	.500	1	2	3	3.0	1	0	0	0	0	3	3.0
Totals		0	05:02	1-1	1.000	0-0	.000	1-2	.500	1	2	3	3.0	1	0	0	0	0	3	3.0

Player Averages

Games Played	Minutes/ game	Points/ game	FG Pct	3FG Pct	FT Pct	Rebounds/ game	Assists/ game	Turnovers/ game	Assist/Turnover ratio	Steals/ game	Blocks/ game
1	5.0	3.0	100.0	0.0	50.0	3.0	0.0	0.0	0.0	0.0	0.0



2022-23 Virginia Men's Basketball Combined Team Statistics All games

Page 1/1
as of Nov 26, 2022

Game Records

Record	Overall	Home	Away	Neutral
ALL GAMES	5-0	3-0	0-0	2-0
CONFERENCE	0-0	0-0	0-0	0-0
NON-CONFERENCE	5-0	3-0	0-0	2-0

Score by Periods

Team	1st	2nd	OT	TOT
Virginia	179	211	0	390
Opponents	137	151	0	288

Team Box Score

No.	Player				Total		3-Point		F-Throw		Rebounds													
		GP-GS	MIN	AVG	FG-FGA	FG%	3FG-3FGA	3FG%	FT-FTA	FT%	OFF	DEF	TOT	AVG	PF	DQ	A	TO	BLK	STL	PTS	AVG		
4	FRANKLIN, Armaan	5-5	147:51	29.6	21-45	.467	11-26	.423	16-18	.889	2	18	20	4.0	9	0	5	5	0	5	69	13.8		
1	GARDNER, Jayden	5-5	104:26	20.9	19-35	.543	0-0	.000	19-30	.633	9	16	25	5.0	9	0	4	5	0	2	57	11.4		
21	SHEDRICK, Kadin	5-5	116:47	23.4	17-23	.739	0-1	.000	22-26	.846	8	18	26	5.2	12	1	5	6	8	10	56	11.2		
2	BEEKMAN, Reece	5-5	142:47	28.6	15-37	.405	7-13	.538	16-18	.889	2	13	15	3.0	8	0	26	11	4	11	53	10.6		
5	VANDER PLAS, Ben	5-0	109:26	21.9	10-20	.500	6-13	.462	15-21	.714	5	21	26	5.2	8	0	10	2	2	3	41	8.2		
0	CLARK, Kihei	5-5	155:08	31.0	14-34	.412	7-16	.438	6-9	.667	2	10	12	2.4	4	0	26	9	1	6	41	8.2		
11	MCKNEELY, Isaac	5-0	88:33	17.7	9-22	.409	8-16	.500	1-3	.333	0	6	6	1.2	5	0	3	2	1	0	27	5.4		
22	CAFFARO, Francisco	4-0	38:06	9.5	6-6	1.000	0-0	.000	4-5	.800	5	5	10	2.5	7	0	1	2	1	0	16	4.0		
13	DUNN, Ryan	4-0	48:21	12.1	6-10	.600	2-3	.667	2-5	.400	1	6	7	1.8	4	0	2	1	4	2	16	4.0		
24	HOW, Tristan	1-0	05:02	5.0	1-1	1.000	0-0	.000	1-2	.500	1	2	3	3.0	1	0	0	0	0	0	3	3.0		
10	MURRAY, Taine	3-0	30:21	10.1	3-9	.333	1-6	.167	1-2	.500	0	5	5	1.7	4	0	2	0	1	0	8	2.7		
12	COLEMAN, Chase	2-0	13:12	6.6	1-3	.333	1-2	.500	0-1	.000	0	0	0	0.0	1	0	3	2	0	0	3	1.5		
Team											10	4	14					5						
Total		5	1000		122-245	.498	43-96	.448	103-140	.736	45	124	169	33.8	72	1	87	50	22	39	390	78.0		
Opponents		5	1000		109-266	.410	34-100	.340	36-57	.632	45	95	140	28.0	108	3	46	70	12	26	288	57.6		

Team Statistics

	UVA	OPP
Scoring	390	288
Points per game	78.0	57.6
Scoring margin	+20.4	-
Field goals-att	122-245	109-266
Field goal pct	.498	.410
3 point fg-att	43-96	34-100
3-point FG pct	.448	.340
3-pt FG made per game	8.6	6.8
Free throws-att	103-140	36-57
Free throw pct	.736	.632
F-Throws made per game	20.6	7.2
Rebounds	169	140
Rebounds per game	33.8	28.0
Rebounding margin	+5.8	-
Assists	87	46
Assists per game	17.4	9.2
Turnovers	50	70
Turnovers per game	10.0	14.0
Turnover margin	+4.0	-
Assist/turnover ratio	1.7	0.7
Steals	39	26
Steals per game	7.8	5.2
Blocks	22	12
Blocks per game	4.4	2.4
Winning streak	5	-
Home win streak	3	-
Attendance	40607	0
Home games-Avg/Game	3-13536	0-0
Neutral site-Avg/Game	-	2-3839

Team Results

Date	Opponent		Score	Att.
11/07/2022	N.C. Central	W	73-61	13238
11/11/2022	Monmouth	W	89-42	13487
11/18/2022	vs Baylor	W	86-79	0
11/20/2022	vs Illinois	W	70-61	7678
11/25/2022	UMES	W	72-45	13882



2022-23 Virginia Men's Basketball
Points-rebounds-assists
All games

Page 1/1
as of Nov 26, 2022

Opponent	Date	Score		0 CLARK,KIHE	1 GARDNER,JA	2 BEEKMAN,RE	4 FRANKLIN,A	5 VANDER PLA	10 MURRAY,TAI	11 MCKNEELY,I	12 COLEMAN,CH	13 DUNN,RYAN	21 SHEDRICK,K	22 CAFFARO,FR
N.C. Central	11/07/2022	73-61	W	9-2-5	3-9-0	10-3-5	21-4-1	7-4-2	0-1-0	3-1-0	DNP	DNP	10-7-2	10-4-1
Monmouth	11/11/2022	89-42	W	8-1-7	9-5-1	7-2-6	8-3-0	10-3-3	7-0-1	15-2-1	0-0-2	13-6-2	9-7-0	DNP
vs Baylor	11/18/2022	86-79	W	7-4-3	7-3-2	10-1-10	26-4-1	14-2-1	DNP	0-0-2	DNP	3-0-0	17-3-1	2-2-0
vs Illinois	11/20/2022	70-61	W	12-3-3	12-5-1	17-4-3	9-5-0	8-10-2	DNP	3-0-0	DNP	0-1-0	7-6-1	2-2-0
UMES	11/25/2022	72-45	W	5-2-8	26-3-0	9-5-2	5-4-3	2-7-2	1-4-1	6-3-0	3-0-1	0-0-0	13-3-1	2-2-0

Opponent	Date	Score		24 HOW,TRISTA
N.C. Central	11/07/2022	73-61	W	DNP
Monmouth	11/11/2022	89-42	W	3-3-0
vs Baylor	11/18/2022	86-79	W	DNP
vs Illinois	11/20/2022	70-61	W	DNP
UMES	11/25/2022	72-45	W	DNP



2022-23 Virginia Men's Basketball
Team Game-by-Game
All games

Page 1/1
as of Nov 26, 2022

			Total		3-Pointers		Free throws		Rebounds											
Opponent	Date	Score	W	FG-FGA	PCT	3FG-3FGA	PCT	FT-FTA	PCT	OFF	DEF	TOT	AVG	PF	A	TO	BLK	STL	PTS	AVG
N.C. Central	11/07/2022	73-61	W	20-47	.426	11-25	.440	22-30	.733	10	27	37	37.0	12	16	8	4	4	73	73.0
Monmouth	11/11/2022	89-42	W	30-54	.556	13-25	.520	16-25	.640	11	24	35	36.0	20	23	6	8	9	89	81.0
vs Baylor	11/18/2022	86-79	W	25-45	.556	9-14	.643	27-35	.771	8	19	27	33.0	15	20	14	3	8	86	82.7
vs Illinois	11/20/2022	70-61	W	20-48	.417	5-17	.294	25-32	.781	9	28	37	34.0	14	10	12	2	8	70	79.5
UMES	11/25/2022	72-45	W	27-51	.529	5-15	.333	13-18	.722	7	26	33	33.8	11	18	10	5	10	72	78.0
Total		390		122-245	.498	43-96	.448	103-140	.736	45	124	169	33.8	72	87	50	22	39	390	78.0
Opponents		288		109-266	.410	34-100	.340	36-57	.632	45	95	140	28.0	108	46	70	12	26	288	57.6

Virginia Averages

Games Played	Points/game	FG Pct	3FG Pct	FT Pct	Rebounds/game	Assists/game	Turnovers/game	Assist/Turnover ratio	Steals/game	Blocks/game
5	78.0	49.8	44.8	73.6	33.8	17.4	10.0	1.7	7.8	4.4



2022-23 Virginia Men's Basketball
Opponents Game-by-Game
All games

Page 1/1
as of Nov 26, 2022

				Total		3-Pointers		Free throws		Rebounds											
Opponent	Date	Score		FG-FGA	PCT	3FG-3FGA	PCT	FT-FTA	PCT	OFF	DEF	TOT	AVG	PF	A	TO	BLK	STL	PTS	AVG	
N.C. Central	11/07/2022	73-61	W	22-53	.415	8-19	.421	9-14	.643	8	19	27	27.0	25	8	8	4	6	61	61.0	
Monmouth	11/11/2022	89-42	W	16-41	.390	3-11	.273	7-15	.467	6	15	21	24.0	21	5	21	0	3	42	51.5	
vs Baylor	11/18/2022	86-79	W	28-58	.483	11-26	.423	12-14	.857	12	17	29	25.7	24	15	13	2	7	79	60.7	
vs Illinois	11/20/2022	70-61	W	24-59	.407	9-26	.346	4-9	.444	11	23	34	27.8	22	11	13	4	5	61	60.8	
UMES	11/25/2022	72-45	W	19-55	.345	3-18	.167	4-5	.800	8	21	29	28.0	16	7	15	2	5	45	57.6	
Total		288		109-266	.410	34-100	.340	36-57	.632	45	95	140	28.0	108	46	70	12	26	288	57.6	
Virginia		390		122-245	.498	43-96	.448	103-140	.736	45	124	169	33.8	72	87	50	22	39	390	78.0	

Opponents Averages

Games Played	Points/game	FG Pct	3FG Pct	FT Pct	Rebounds/game	Assists/game	Turnovers/game	Assist/Turnover ratio	Steals/game	Blocks/game
5	57.6	41.0	34.0	63.2	28.0	9.2	14.0	0.7	5.2	2.4