
































SYRACUSE (10-5, 3-1) AT #11 VIRGINIA (10-3, 2-2)

Saturday, January 7, 2023 • John Paul Jones Arena • Charlottesville, Va. • 5:00 p.m. • ACC Network

2022-23 SCHEDULE

| November | | |
|---|-----------------------|-------------|
|  | 7 LEHIGH | W, 90-72 |
|  | 15 COLGATE | L, 68-80 |
|  | 19 NORTHEASTERN | W, 76-48 |
| Vividseats Empire Classic, Brooklyn, N.Y. | | |
|  | 21 vs. Richmond | W, 74-71 OT |
|  | 22 vs. St. John's | L, 69-76 OT |
|  | 26 BRYANT | L, 72-73 |
| ACC/Big 10 Challenge | | |
|  | 29 #16/17 at Illinois | L, 44-73 |
| December | | |
|  | 3 at Notre Dame | W, 62-61 |
|  | 6 OAKLAND | W, 95-66 |
|  | 10 GEORGETOWN | W, 83-64 |
|  | 12 MONMOUTH | W, 86-71 |
|  | 17 CORNELL | W, 78-63 |
|  | 20 PITTSBURGH | L, 82-84 |
|  | 31 BOSTON COLLEGE | W, 79-65 |
| January | | |
|  | 3 at Louisville | W, 70-69 |
|  | 7 at #11/11 Virginia | 5:00 p.m. |
|  | 11 VIRGINIA TECH | 7:00 p.m. |
|  | 14 NOTRE DAME | 7:00 p.m. |
|  | 16 at Miami | 7:00 p.m. |
|  | 21 at Georgia Tech | 12:00 p.m. |
|  | 24 NORTH CAROLINA | 9:00 p.m. |
|  | 28 at Virginia Tech | 7:00 p.m. |
|  | 30 VIRGINIA | 7:00 p.m. |
| February | | |
|  | 4 at Boston College | 5:00 p.m. |
|  | 8 at Florida State | 7:00 p.m. |
|  | 14 NC STATE | 7:00 p.m. |
|  | 18 DUKE | 6:00 p.m. |
|  | 22 at Clemson | 7:00 p.m. |
|  | 25 at Pittsburgh | 5:00 p.m. |
|  | 28 GEORGIA TECH | 7:00 p.m. |
| March | | |
|  | 4 WAKE FOREST | 5:00 p.m. |
| ACC Tournament, Greensboro, N.C. | | |
|  | 7-11 ACC Tournament | TBA |





Jay Alter
Malcom Huckaby
 Matt Park
Jim Satalin
 Cam Ezeir
Johnny Gadamowitz

Orange At #11 Virginia

Syracuse faces its first ranked foe of the new year when it plays at #11 Virginia on Saturday, Jan. 7, at 5:00 p.m.

The Syracuse-Virginia Series



- ✓ Virginia has won 11 of 17 pairings with the Orange.
- ✓ The Cavaliers have captured the last three outings and seven of the last eight meetings with Syracuse.
- ✓ Louisville has a 10-4 lead in home-court matchups with the Orange.
- ✓ Syracuse and Virginia played for the first time in the 1984 NCAA Tournament.

Syracuse Notes

- ✓ Syracuse has captured seven of its last eight encounters, including a 70-69 victory at Louisville on Tuesday.
- ✓ Senior guard **Joseph Girard III** is averaging 19.5 points per game over the last eight contests. In four ACC games, he has produced a 22.0 scoring mark.
- ✓ Senior center **Jesse Edwards** (13.9 ppg., 10.9 rpg.) is averaging a double-double.

Virginia Notes









- ✓ The Cavaliers were 11th in both national polls announced on Monday.
- ✓ The Cavs lost at Pitt on Tuesday, 68-65.
- ✓ Graduate student **Kihei Clark**, a guard, tops Virginia in scoring (11.9 ppg.) and assist (5.9 apg.) averages.
- ✓ Forward **Jayden Gardner**, ranks second in scoring (11.4 ppg.) and first in rebounding (5.5 rpg.) at Virginia.

|  | VS. |  |
|---|--------------|---|
| 2022-23 | Season | 2022-23 |
| 10-5 | W-L | 10-3 |
| 7-3 | Last 10 | 7-3 |
| 4-1 | Last 5 | 2-3 |
| 75.2 | PPG | 69.8 |
| 69.1 | OPP PPG | 59.1 |
| +6.1 | Margin | +10.7 |
| .460 | FG % | .459 |
| .401 | FG % DEF | .401 |
| .345 | 3PT % | .372 |
| .331 | 3PT % DEF | .336 |
| .743 | FT % | .709 |
| 36.7 | RPG | 32.7 |
| 38.0 | OPP RPG | 31.5 |
| -1.3 | Margin | +1.2 |
| 14.7 | Assists PG | 15.9 |
| 11.7 | Turnovers PG | 9.8 |
| 1.3 | A/TO Ratio | 1.6 |
| 5.9 | Blocks PG | 4.5 |
| 8.2 | Steals PG | 6.8 |

SYRACUSE STORYLINES

- Syracuse has won seven of its last eight outings.
- SU leads the ACC and ranks seventh nationally in blocked shot average (5.9).
- Jesse Edwards** is third in blocks (46) and fourth in blocked-shot average (3.1) among Division I performers.

SYRACUSE TOP EIGHT based on minutes played

| 2022-23 | | | | | | 2022-23 | | | | | |
|---|---|------|-------|------|------|---|---|------|-------|------|-----|
| No. | Player | Pos. | Class | PPG | RPG | No. | Player | Pos. | Class | PPG | RPG |
|  | 1 Maliq Brown | F | Fr. | 3.8 | 3.5 |  | 3 Judah Mintz | G | Fr. | 15.8 | 2.2 |
| | 11 points, 7 rebounds against Monmouth | | | | | | 24 points, 5 steals vs. Pittsburgh | | | | |
| | Career-best 12 points, 8 boards vs. Oakland | | | | | | 16 points, 10 assists against Georgetown | | | | |
|  | 0 Chris Bell | F | Fr. | 6.7 | 1.5 |  | 5 Justin Taylor | G | Fr. | 4.4 | 2.0 |
| | Posted a season-high 14 points against Bryant | | | | | | Career-high 25 points versus Bryant | | | | |
| | Had 13 points and five boards vs. Cornell | | | | | | Six points, five rebounds at Illinois | | | | |
|  | 14 Jesse Edwards | C | Sr. | 13.9 | 10.9 |  | 10 Symir Torrence | G | Sr. | 3.4 | 1.6 |
| | Seven double-doubles this season | | | | | | Collegiate-best 12 points against Oakland | | | | |
| | Tied his career-high with 22 points at Notre Dame | | | | | | Seven points, three assists vs. Bryant | | | | |
|  | 11 Joseph Girard III | G | Sr. | 16.7 | 2.9 |  | 13 Benny Williams | F | So. | 8.0 | 4.7 |
| | Produced a career-high 31 against Richmond | | | | | | First double-double (11 pts.-11 rebs.) vs. St. John's | | | | |
| | Fifth in SU career 3-pointers (253) | | | | | | 16 points, 11 rebounds against Boston College | | | | |

2022-23 SYRACUSE BASKETBALL ROSTER

Alphabetical

| No. | Name | Pos. | Ht. | Wt. | Yr. | Hometown (H.S./Prep/College) |
|-----|--------------------|------|------|-----|------|---|
| 2 | Ajak, John Bol | F | 6-10 | 216 | RJr. | Natinga, South Sudan (Westtown School, Pa.) |
| 0 | Bell, Chris | F | 6-7 | 180 | Fr. | Concord, Calif. (De La Salle/Wasatch Academy) |
| 1 | Brown, Maliq | F | 6-8 | 213 | Fr. | Culpeper, Va. (Blue Ridge) |
| 23 | Carey, Peter | C | 6-11 | 200 | Fr. | Sunderland, Mass. (Northfield Mt. Herman/ Frontier Regional) |
| 12 | Clayton, Anthony | G | 6-0 | 180 | So. | Albany, N.Y. (Avon Old Farms, Conn./Clark) |
| 24 | Copeland, Quadir | G | 6-6 | 203 | Fr. | Philadelphia, Pa. (Gettysburg/Life Center Academy, N.J./IMG Academy, Fla.) |
| 33 | Cordes, Arthur | G | 6-3 | 180 | Jr. | Wallingford, Conn. (Xavier/Sheehan) |
| 14 | Edwards, Jesse | C | 6-11 | 230 | Sr. | Amsterdam, Netherlands (IMG Academy, Fla.) |
| 25 | Feldman, Shane | G | 6-2 | 165 | Jr. | Agoura Hills, Calif. (Agoura) |
| 11 | Girard III, Joseph | G | 6-1 | 190 | Sr. | Glens Falls, N.Y. (Glens Falls) |
| 55 | Hima, Mounir | C | 6-11 | 230 | So. | Niamey, Niger (St. Mary's Assumption, N.J./St. Benedict's, N.J./Duquesne) |
| 34 | Keating, Stephen | F | 6-6 | 210 | Fr. | Fairfield, Conn. (Ludlowe) |
| 3 | Mintz, Judah | G | 6-3 | 172 | Fr. | Fort Washington, Md. (Gonzaga College H.S./Oak Hill Academy) |
| 21 | Ruffin, Niko | G | 5-10 | 170 | So. | Cresskill, N.J. (Paramus Catholic) |
| 5 | Taylor, Justin | G | 6-6 | 205 | Fr. | Charlottesville, Va. (St. Anne's Bellfield/IMG Academy, Fla.) |
| 10 | Torrence, Symir | G | 6-3 | 195 | Sr. | Syracuse, N.Y. (Syracuse Science Academy/ Vermont Academy/Marquette) |
| 13 | Williams, Benny | F | 6-9 | 208 | So. | Bowie, Md./St. Andrew's Episcopal, Md./IMG Academy, Fla.) |

Head Coach: Jim Boeheim





Associate Head Coach: Adrian Autry

Assistant Coaches: Allen Griffin, Gerry McNamara

Pronunciation Guide

| | | | |
|-----------------|-----------------|----------------|-----------|
| John Bol Ajak | bowl ahhh-JAQUE | Judah Mintz | jou-DAH |
| Maliq Brown | mah-LEEK | Niko Ruffin | NEE-ko |
| Quadir Copeland | kwa-DEER | Symir Torrence | sigh-MERE |
| Mounir Hima | mo-NEER HEE-muh | | |

SYRACUSE KEY RESERVES

| 2022-23 | | | | | | 2022-23 | | | | | |
|---|---|------|-------|-----|-----|---|--|------|-------|-----|-----|
| No. | Player | Pos. | Class | PPG | RPG | No. | Player | Pos. | Class | PPG | RPG |
|  | 2 John Bol Ajak | F | RJr. | 1.4 | 2.3 |  | 24 Quadir Copeland | G | Fr. | 2.1 | 1.5 |
| | Career-high six rebounds, four assists vs. Bryant | | | | | | 10 points, 5 boards against Pittsburgh | | | | |
| | Six rebounds, three assists against Oakland | | | | | | Six points versus Lehigh | | | | |
|  | 23 Peter Carey | C | Fr. | 0.0 | 1.0 |  | 55 Mounir Hima | C | So. | 1.5 | 2.2 |
| | Two rebounds against Bryant | | | | | | Four points, eight boards, seven blocks vs. St. John's | | | | |
| | One board, one block in win against Lehigh | | | | | | Averaging 1.5 blocks per game | | | | |

ORANGE IN THE NBA

| Player | at SU | Team | Notes | includes games of 1/5/2022 |
|---|----------------|---------|----------|-------------------------------|
|  | Oshae Brissett | 2018-19 | Indiana | 34 games, 5.9 ppg., 3.0 rpg. |
|  | Jerami Grant | 2012-14 | Portland | 35 games, 22.5 ppg., 4.3 rpg. |

ORANGE IN THE G-LEAGUE

| Player | at SU | Team | Notes | includes games of 1/5/2023 |
|---|-------------------|---------|------------|-------------------------------|
|  | Buddy Boeheim | 2018-22 | Motor City | 17 games, 9.6 ppg., 3.6 rpg. |
|  | Elijah Hughes | 2011-13 | Wisconsin | 14 games, 10.6 ppg., 4.1 rpg. |
|  | James Southerland | 2012-14 | G League | 7 games, 2.7 ppg., 0.9 rpg. |
|  | Cole Swider | 2017-20 | South Bay | 4 games, 8.0 ppg., 4.3 rpg. |

ORANGE CAREER TOTALS

includes Louisville game

Double-Digit Scoring Games

| Name | 2022-23 | Total |
|-------------------|---------|-------|
| Joseph Girard III | 12 | 68 |
| Jesse Edwards | 13 | 30 |
| Judah Mintz | 12 | 12 |
| Benny Williams | 6 | 7 |
| Chris Bell | 4 | 4 |
| Maliq Brown | 2 | 2 |
| Symir Torrence | 2 | 2 |
| Quadir Copeland | 1 | 1 |
| Justin Taylor | 1 | 1 |

20 + Point Games (does not include 30+)

| Name | 2022-23 | Total |
|-------------------|---------|-------|
| Joseph Girard III | 4 | 18 |
| Judah Mintz | 4 | 4 |
| Jesse Edwards | 2 | 4 |
| Justin Taylor | 1 | 1 |

30 + Point Games

| Name | 2022-23 | Total |
|-------------------|---------|-------|
| Joseph Girard III | 1 | 2 |

10 + Rebound Games

| Name | 2022-23 | Total |
|----------------|---------|-------|
| Jesse Edwards | 8 | 10 |
| Benny Williams | 2 | 2 |

Double-Double

| Name | 2022-23 | Total |
|-------------------|---------|-------|
| Jesse Edwards | 7 | 7 |
| Benny Williams | 2 | 2 |
| Judah Mintz | 1 | 1 |
| Joseph Girard III | | 1 |

10+ Assist Games

| Name | 2022-23 | Total |
|-------------------|---------|-------|
| Judah Mintz | 1 | 1 |
| Joseph Girard III | | 1 |
| Symir Torrence | | 1 |

3+ Block Games

| Name | 2022-23 | Total |
|----------------|---------|-------|
| Jesse Edwards | 9 | 23 |
| Mounir Hima | 2 | 2 |
| Benny Williams | 1 | 1 |

3+ Steal Games

| Name | 2022-23 | Total |
|-------------------|---------|-------|
| Joseph Girard III | | 16 |
| Judah Mintz | 5 | 5 |
| Jesse Edwards | 1 | 5 |
| Benny Williams | 2 | 3 |
| Justin Taylor | 1 | 1 |

Starts

| Name | 2022-22 | Total | Consec. |
|-------------------|---------|-------|---------|
| Joseph Girard III | 15 | 106 | 106 |
| Jesse Edwards | 15 | 39 | 15 |
| Chris Bell | 15 | 15 | 15 |
| Judah Mintz | 15 | 15 | 15 |
| Benny Williams | 15 | 15 | 15 |
| Symir Torrence | | 1 | 1 |

SYRACUSE-VIRGINIA SERIES



ALL-TIME SERIES

| | |
|------------------------------------|-----------------------------|
| Overall | Virginia leads, 11-6 |
| Home Total (Dome) | Virginia leads, 5-2 |
| Away Total (John Paul Jones Arena) | Virginia leads, 4-2 |
| Neutral Site | tied, 2-2 |
| Current SYR Streak | L3 |
| Longest SYR Winning Streak | 3 (1990-2008) |
| Longest SYR Losing Streak | 4 (2018-present) |
| Largest SYR Margin of Victory | 6 (68-62, 3/27/2016) |
| Largest SYR Margin of Defeat | 26 (79-53, 3/4/2019) |

ALL-TIME RESULTS


| Date | Site | W-L | SU-OPP |
|---|---------------------|-----|----------|
| 3/22/1984 | The Omni (NCAA) | L | 55-63 |
| <i>Wilson's 17 points guides Virginia to win.</i> | | | |
| 3/18/1990 | Richmond Coliseum | W | 63-61 |
| <i>Coleman's posts 19 points, 10 rebounds</i> | | | |
| 12/5/2007 | JPJ Arena | W | 70-68 |
| <i>Greene pours in 20 points to beat UVA on the road.</i> | | | |
| 11/28/2008 | Carrier Dome | W | 73-70 |
| <i>Rautins and Flynn score 15 each to lead Orange.</i> | | | |
| 3/1/2014 | JPJ Arena | L | 56-75 |
| <i>Brogdon's 19 points too much for Orange.</i> | | | |
| 3/2/2015 | Carrier Dome | L | 47-59 |
| <i>Perrantes dishes out 10 assists in route to UVA victory.</i> | | | |
| 1/24/2016 | JPJ Arena | L | 65-73 |
| <i>Gbinije's 24 points not enough for Syracuse</i> | | | |
| 3/27/2016 | United Center | W | 68-62 |
| <i>Richardson scores 23 to advance Orange to Final Four.</i> | | | |
| 2/4/2017 | Carrier Dome | W | 66-62 |
| <i>White III and Battle score 23 each to down Cavaliers.</i> | | | |
| 1/9/2018 | JPJ Arena | L | 61-68 |
| <i>Guy hits five threes in route to 22 points.</i> | | | |
| 2/3/2018 | Carrier Dome | L | 44-59 |
| <i>Hunter's 15 bench points leads the way for UVA win.</i> | | | |
| 3/4/2019 | Carrier Dome | L | 53-79 |
| <i>Virginia makes 18 3-pointers, a record for an SU foe.</i> | | | |
| 11/6/2019 | Carrier Dome | L | 34-48 |
| <i>The Cavs limit SU to its lowest output since Feb. 21, 1945</i> | | | |
| 1/11/2020 | JPJ Arena | W | 63-55 OT |
| <i>SU exploded for 20 overtime points in a win at #18 UVA</i> | | | |
| 1/25/2021 | JPJ Arena | L | 58-81 |
| <i>#8 Virginia hits 14 3-pointers in home-court triumph.</i> | | | |
| 3/11/2021 | Greensboro Coliseum | L | 69-72 |
| <i>Buddy Boeheim scores 31 but the Cavs earn the ACCT win.</i> | | | |
| 1/1/2022 | Carrier Dome | L | 69-74 |
| <i>Buddy Boeheim's 27 not enough in Dome defeat.</i> | | | |

INDIVIDUAL HIGHS

Points: 30, Gerry McNamara (at SU, 2/18/2006)
Rebounds: 13, Rudy Hackett (NCAA Tournament, San Diego Sports Arena, 3/31/1975)
Assists: 13, Sherman Douglas (at SU, 2/14/1987)
Steals: 7, Kevin King (NCAA Tournament, San Diego Sports Arena, 3/31/1975)
Blocks: 4, Rakeem Christmas (at SU, 2/18/2015)
Turnovers: 8, Michael Carter-Williams (at UL, 1/18/1997)
Field Goals Made: 12, Rudy Hackett (NCAA Tournament, San Diego Sports Arena, 3/31/1975; Jim Lee (NCAA Tournament, San Diego Sports Arena, 3/31/1975)
Field Goal Attempts: 29, Jim Lee (NCAA Tournament, San Diego Sports Arena, 3/31/1975)
Best FG Percentage (min. 7 made): .900, 9-10, Rakeem Christmas (at SU, 2/18/2015)
Free Throws Made: 11, Tyus Battle (at UL, 2/5/2018)
Free Throw Attempts: 13, Rakeem Christmas (at SU, 2/18/2015)
Best FT Percentage: 1.000, 11-11, Tyus Battle (at UL, 2/5/2018)
3-Point FGs Made: 5, Trevor Cooney (at UL, 2/17/2016); Brandon Triche (at UL, 1/19/2013); Todd Burgan (at SU, 1/10/1998); Marius Janulis (at SU, 1/10/1998)
3-Point FGs Attempted: 10, Buddy Boeheim (at UL, 2/19/2020); Elijah Hughes (at SU, 2/20/2019); Trevor Cooney (at UL, 2/17/2016); Donte Green (at UL, 2/18/2008)
Best 3-Point FG Percentage (min. 3 made): .833, 5-6, Todd Burgan (at SU, 1/10/1998)

TEAM HIGHS

Points: 99 (at SU, 2/14/1987)
Rebounds: 51 (at SU, 2/14/1987)
Assists: 28 (at SU, 2/14/1987)
Steals: 16 (NCAA Tournament, San Diego Sports Arena, 3/31/1975)
Blocks: 7 (at SU, 1/25/2009)
Turnovers: 20 (Madison Square Garden (BET), 3/16/2013)
Field Goals Made: 41 (at SU, 2/14/1987)
Field Goal Attempts: 86 (NCAA Tournament, San Diego Sports Arena, 3/31/1975)
Best FG Percentage: .591, 26-44 (at SU, 2/18/2006)
Free Throws Made: 25 (at UL, 1/18/1986)
Free Throw Attempts: 46 (at SU, 2/18/2006)
Best FT Percentage: .909, 20-22 (at UL, 2/26/2017)
3-Point FGs Made: 11 (at SU, 2/20/2019)
3-Point FGs Attempted: 33 (at SU, 2/13/2017)
Best 3-Point FG Percentage (min. 5 made): .556, 10-18 (at SU, 1/10/1998)



Joseph Girard III

January Best
Joseph Girard III
1 game
28.0 ppg.
7.0 rpg.
4.0 apg.
0.0 bpg.
2.0 spg.
40.0 mpg.

January Notes

- ✓ **Jan. 3: Joseph Girard III** scored 28 points, including two free throws with 17 seconds left, to help Syracuse win at Louisville, 70-69. Girard added a season-high seven rebounds, four assists and two steals in 40 minutes of work.
- ✓ **Jesse Edwards** produced his seventh double-double (12 points-11 rebounds) of the season and **Judah Mintz** had 16 points.
- ✓ **Jan. 1: Judah Mintz** was named the ACC Rookie of the Week for the third time. Mintz was recognized after contributing 18 points, seven assists, three rebounds and two steals in Syracuse's victory against Boston College.

SU DOUBLE-DOUBLES

| 2013-present* | | |
|-----------------------------------|--|-----|
| Player | | D-D |
| 1. Oshae Brissett (2018-19) | | 13 |
| 2. Rakeem Christmas (2014-15) | | 12 |
| 3. Tyler Lydon (2016-17) | | 9 |
| 4. Quincy Guerrier (2020-21) | | 8 |
| 5. Jesse Edwards (2022-23) | | 7 |
| Oshae Brissett (2018-19) | | 7 |
| Jerami Grant (2013-14) | | 7 |
| Tyler Roberson (2015-16) | | 7 |
| Tyler Roberson (2014-15) | | 7 |
| 10. Cole Swider (2021-22) | | 6 |

* last 10 seasons

school record: 29, Derrick Coleman (1988-89), Rudy Hackett (1974-75)

2022-23 'CUSE FT AT CRUNCH TIME

| includes Louisville game | | | | | | | | |
|--------------------------|------------|--------------|------------|--------------|--------------|-------------|------------|----------------|
| No. | Player | 5:00-2:00 | 1:59-1:00 | :59-0:00 | Total | Pct. | OT | 2022-23 |
| 3 | Mintz | 4-5 | 2-2 | 2-2 | 8-9 | .889 | | 60-77 |
| 14 | Edwards | 6-8 | | | 6-8 | .750 | 2-2 | 45-66 |
| 11 | Girard III | 2-2 | | 6-6 | 8-8 | 1.000 | 3-6 | 40-46 |
| 13 | Williams | 2-2 | | | 2-2 | 1.000 | | 19-26 |
| 5 | Taylor | | | 4-6 | 4-6 | .667 | | 11-14 |
| 10 | Torrence | | 2-2 | | 2-2 | 1.000 | | 6-8 |
| 0 | Bell | 4-4 | 1-1 | | 5-5 | 1.000 | | 6-8 |
| 2 | Ajak | 1-2 | 0-1 | | 1-3 | .333 | | 4-7 |
| 1 | Brown | | 0-2 | | 0-2 | .000 | | 2-7 |
| 24 | Copeland | 3-3 | | | 3-3 | 1.000 | | 4-5 |
| 55 | Hima | | | | | | | 2-2 |
| 12 | Clayton | | | | | | | 0-2 |
| Totals | | 22-26 | 5-8 | 12-14 | 39-48 | .813 | 5-8 | 199-268 |
| | | | | | | | | .741 |

December Best
Jesse Edwards

7 games
14.4 ppg.
10.4 rpg.
1.3 apg.
3.1 bpg.
1.1 spg.
31.2 mpg.

Jesse Edwards

December Notes

- ✓ **Dec. 31:** Joseph Girard III had a game-high 24 points and Syracuse defeated Boston College for the ninth straight time, 79-65.
- ✓ **Benny Williams** had his second career double-double (16 points-11 rebounds) and **Judah Mintz** contributed 18 points and six assists against the Eagles.
- ✓ **Dec. 20:** Syracuse rallied from a 20-point, second-half deficit to pull within one but could not convert the game winner in an 84-82 loss to Pittsburgh.
- ✓ **Judah Mintz** tied his career-best with 24 points and had five boards and five steals.
- ✓ **Dec. 19:** Judah Mintz was named the ACC Rookie of the Week. Mintz averaged 19.0 points, 4.5 assists and 3.5 steals in wins against Monmouth and Cornell.
- ✓ **Dec. 17:** The Orange broke open a 45-43 contest with 12 unanswered points and went on to defeat Cornell, 78-63.
- ✓ **Joseph Girard III** had 19 points and **Jesse Edwards** contributed his sixth double-double (11 points-12 rebounds) of the campaign.
- ✓ **Dec. 12:** Syracuse had five players score in double digits and the Orange defeated Monmouth, 86-71. **Judah Mintz** led the way with a career-high 24 points.

ACC 8 - Big Ten 6

Virginia Tech 67, Minnesota 57
Pitt 87, Northwestern 58
#22/22 Maryland 79, Louisville 54
Clemson 101, Penn State 94 2 OT
16/17 Illinois 73, Syracuse 44
Iowa 81, Georgia Tech 65
Wake Forest 78, Wisconsin 75
#3/3 Virginia 70, Michigan 68
#17/16 Duke 81, #25/25 Ohio State 72
Miami 68, Rutgers 61
Purdue 79, Florida State 70
Notre Dame 70, #20/20 Michigan State 52
Nebraska 88, Boston College 67
#10/8 Indiana, 77, #18/15 North Carolina 65



- ✓ **Jesse Edwards** contributed 12 points and 10 rebounds for his fifth double-double. Joseph Girard III (16 points), Benny Williams (13) and Maliq Brown (11) rounded out the double-digit point-getters.
- ✓ **Dec. 12:** Judah Mintz was named the ACC Rookie of the Week for the first time. He averaged 13.0 points, 7.5 assists and 3.0 steals per game in Syracuse victories against Oakland and Georgetown.
- ✓ **Dec. 10:** Jesse Edwards (20 points-11 rebounds) and Judah Mintz (16 points-10 assists) posted double-doubles and the Orange defeated Georgetown, 83-64.
- ✓ It was the 98th Syracuse vs. Hoya contest.
- ✓ **Dec. 6:** Jesse Edwards (18) and Joseph Girard III (18) led five players in double digits and SU defeated Oakland, 95-66.
- ✓ Syracuse led by as many as 42 in the game and benefitted from 58 points in the paint.
- ✓ **Dec. 3:** Jesse Edwards tied his career-best effort with 22 points and added 14 rebounds in a 62-61 victory at Notre Dame.
- ✓ **Joseph Girard III** added 20 points versus the Irish.















2022-23 BY CLASS

| includes Louisville game | | |
|---------------------------|------|------|
| Scoring | | |
| Class | PPG | Pct. |
| Senior | 33.7 | .449 |
| Junior | 0.9 | .013 |
| Sophomore | 9.4 | .124 |
| Freshman | 31.2 | .415 |
| Rebounding | | |
| Class | RPG | Pct. |
| Senior | 15.3 | .462 |
| Junior | 1.5 | .046 |
| Sophomore | 6.6 | .199 |
| Freshman | 9.7 | .293 |
| Assists | | |
| Class | APG | Pct. |
| Senior | 5.8 | .395 |
| Junior | 1.3 | .086 |
| Sophomore | 1.4 | .095 |
| Freshmen | 6.2 | .423 |
| Blocks | | |
| Class | BPG | Pct. |
| Senior | 3.1 | .534 |
| Junior | 0.1 | .023 |
| Sophomore | 1.7 | .284 |
| Freshmen | 0.9 | .159 |
| Steals | | |
| Class | SPG | Pct. |
| Senior | 2.7 | .333 |
| Junior | 0.3 | .033 |
| Sophomore | 1.2 | .146 |
| Freshmen | 4.0 | .488 |
| Field Goal Percentage | | |
| Class | Pct. | |
| Senior..... | .484 | |
| Junior..... | .500 | |
| Sophomore..... | .424 | |
| Freshman..... | .449 | |
| 3PT Field Goal Percentage | | |
| Class | Pct. | |
| Senior..... | .377 | |
| Junior..... | .000 | |
| Sophomore..... | .389 | |
| Freshman..... | .302 | |
| Free Throw Percentage | | |
| Class | Pct. | |
| Senior..... | .758 | |
| Junior..... | .571 | |
| Sophomore..... | .700 | |
| Freshman..... | .748 | |

SU DUNK BOARD

| Includes Louisville Game | | | |
|--------------------------|-----------|-----------|--------|
| Player | Games | Dunks | Career |
| Jesse Edwards | 15 | 20 | 65 |
| Benny Williams | 15 | 5 | 10 |
| Judah Mintz | 15 | 10 | 10 |
| Maliq Brown | 12 | 9 | 9 |
| Mounir Hima | 13 | 4 | 4 |
| Chris Bell | 15 | 1 | 1 |
| Symir Torrence | 14 | 1 | 1 |
| Total | 15 | 50 | |

2022-23 OPPONENTS

| Date | Opponent | includes games of Jan. 5 | | | Post | TV |
|--------------|-------------------|--------------------------|-------|--------|---|-----------|
| | | W-L | Rank | Series | | |
| 11/7 | LEHIGH | 6-8 | | 5-0 |  | ACCN ESPN |
| 11/15 | COLGATE | 9-7 | | 127-47 |  | RSN |
| 11/19 | NORTHEASTERN | 5-9 | | 9-0 |  | ACCN ESPN |
| 11/21 | vs. RICHMOND | 8-7 | | 4-1 |  | ESPN 2 |
| 11/22 | vs. ST. JOHN'S | 11-5 | | 51-41 |  | ESPN 2 |
| 11/26 | BRYANT | 10-5 | | 1-1 |  | ACCN ESPN |
| 11/29 | at Illinois | 9-5 | rv/24 | 1-3 |  | ESPN |
| 12/3 | at Notre Dame | | | |  | ESPN 2 |
| 12/6 | OAKLAND | 4-11 | | 4-0 | | ACCN ESPN |
| 12/10 | GEORGETOWN | 5-11 | | 53-45 | | abc |
| 12/12 | MONMOUTH | 1-14 | | 2-0 |  | ACCN ESPN |
| 12/17 | CORNELL | 11-3 | | 96-31 | | ACCN ESPN |
| 12/20 | PITTSBURGH | | | |  | ESPN |
| 12/31 | BOSTON COLLEGE | | | |  | ACCN ESPN |
| 1/3 | at Louisville | 2-13 | | 12-19 |  | ESPN |
| 1/7 | at Virginia | 10-3 | 11/11 | 6-11 |  | ACCN ESPN |
| 1/11 | VIRGINIA TECH | 11-4 | rv/rv | 11-6 | | RSN |
| 1/14 | NOTRE DAME | 8-7 | | 32-23 |  | ACCN ESPN |
| 1/16 | at Miami | 13-2 | 12/12 | 20-11 |  | ACCN ESPN |
| 1/21 | at Georgia Tech | 8-6 | | 8-7 | | RSN |
| 1/24 | NORTH CAROLINA | 10-5 | | 6-15 | | ESPN |
| 1/28 | at Virginia Tech | | | | | ACCN ESPN |
| 1/30 | VIRGINIA | | | |  | ESPN |
| 2/4 | at Boston College | 8-7 | | 56-26 |  | ACCN ESPN |
| 2/8 | at Florida State | 4-11 | | 9-6 |  | ESPN |
| 2/14 | NC STATE | 12-4 | | 11-6 |  | ACCN ESPN |
| 2/18 | DUKE | 11-4 | 16/14 | 6-14 |  | ESPN |
| 2/22 | at Clemson | 12-3 | | 6-7 | | ACCN ESPN |
| 2/25 | at Pittsburgh | 11-4 | | 74-49 |  | ACCN ESPN |
| 2/28 | GEORGIA TECH | | | | | ACCN ESPN |
| 3/4 | WAKE FOREST | 10-5 | | 10-2 |  | RSN |
| TOTAL | | 209-163, .562 | | | | |

SU OPPONENT RECORDS

| Season | Won-Lost | Pct. |
|---------|----------|------|
| 2022-23 | 207-160 | .564 |
| 2021-22 | 471-361 | .566 |
| 2020-21 | 301-221 | .577 |
| 2019-20 | 439-350 | .556 |
| 2018-19 | 576-381 | .602 |
| 2017-18 | 624-384 | .619 |
| 2016-17 | 565-417 | .575 |
| 2015-16 | 594-413 | .590 |
| 2014-15 | 527-337 | .583 |
| 2013-14 | 547-430 | .560 |
| 2012-13 | 613-415 | .596 |

DOME-INATING

Syracuse In The Dome

| Season | W-L | Pct. | Unbeaten |
|----------------|----------------|-------------|----------|
| | | | Start |
| 2022-23 | 7-3 | .700 | 1-0 |
| 2021-22 | 11-5 | .688 | 2-0 |
| 2020-21 | 13-1 | .929 | 5-0 |
| 2019-20 | 11-7 | .611 | 0-1 |
| 2018-19 | 13-6 | .684 | 6-0 |
| 2017-18 | 14-5 | .737 | 8-0 |
| 2016-17 | 17-4 | .810 | 6-0 |
| 2015-16 | 13-4 | .765 | 3-0 |
| 2014-15 | 13-5 | .722 | 4-0 |
| 2013-14 | 16-2 | .889 | 16-0 |
| 2012-13 | 17-2 | .895 | 16-0 |
| 2011-12 | 19-0 | 1.000 | 19-0 |
| 2010-11 | 16-3 | .842 | 13-0 |
| 2009-10 | 17-2 | .895 | 9-0 |
| 2008-09 | 16-3 | .842 | 7-0 |
| 2007-08 | 16-6 | .727 | 3-0 |
| 2006-07 | 18-4 | .818 | 6-0 |
| 2005-06 | 14-5 | .909 | 2-0 |
| 2004-05 | 16-2 | .889 | 14-0 |
| 2003-04 | 14-3 | .824 | 0-1 |
| 2002-03 | 17-0 | 1.000 | 17-0 |
| 2001-02 | 15-4 | .789 | 6-0 |
| 2000-01 | 15-2 | .882 | 6-0 |
| 1999-00 | 17-1 | .944 | 13-0 |
| 1998-99 | 9-7 | .563 | 3-0 |
| 1997-98 | 12-4 | .750 | 8-0 |
| 1996-97 | 9-7 | .563 | 1-0 |
| 1995-96 | 15-1 | .938 | 10-0 |
| 1994-95 | 14-2 | .875 | 12-0 |
| 1993-94 | 16-1 | .941 | 4-0 |
| 1992-93 | 12-4 | .750 | 7-0 |
| 1991-92 | 14-3 | .824 | 13-0 |
| 1990-91 | 16-1 | .941 | 8-0 |
| 1989-90 | 13-3 | .813 | 7-0 |
| 1988-89 | 18-1 | .947 | 10-0 |
| 1987-88 | 13-3 | .813 | 8-0 |
| 1986-87 | 17-2 | .895 | 11-0 |
| 1985-86 | 17-2 | .895 | 14-0 |
| 1984-85 | 13-2 | .867 | 6-0 |
| 1983-84 | 14-3 | .824 | 4-0 |
| 1982-83 | 14-2 | .875 | 8-0 |
| 1981-82 | 11-6 | .647 | 2-0 |
| 1980-81 | 17-3 | .850 | 2-0 |
| Overall | 619-136 | .820 | |



November Best Jesse Edwards

7 games
13.7 ppg.
11.4 rpg.
1.1 apg.
2.9 bpg.
1.0 spg.
29.5 mpg.

Jesse Edwards

November Regular Season Notes

- ✓ **Nov. 29:** Syracuse had its lowest scoring output of the season and lost at Illinois, 73-44, in the ACC/Big Ten Challenge.
- ✓ **Jesse Edwards** contributed nine points and 17 rebounds. The Orange did not have a player score in double digits.
- ✓ **Nov. 26:** Bryant scored in the lane with 0.8 seconds left and emerged, 73-72.
- ✓ **Jesse Edwards** had a career-high 21 rebounds and 12 points for the Orange. **Justin Taylor** scored a collegiate-best 26 points in 26 minutes of work.
- ✓ **Nov. 21:** **Joseph Girard III** had a career-high 31 points to lead the Orange by Richmond, 74-71, in overtime.
- ✓ **Judah Mintz** had 16 points and **Jesse Edwards** contributed 10 points, eight rebounds and six blocked shots.
- ✓ **Nov. 19:** Syracuse remained unbeaten in nine meetings with Northeastern by defeating the Huskies, 76-48. The Orange scored the game's first nine points and never trailed.
- ✓ **Joseph Girard** (21), **Jesse Edwards** (19), and **Judah Mintz** (18) each contributed double-digit point efforts for the Orange.
- ✓ **Nov. 15:** Colgate tied the Syracuse opponent record with 19 3-pointers and the Raiders beat the Orange for the second straight year, 80-68.
- ✓ **Judah Mints** tallied a career-high 20 points and **Benny Williams** had a personal-best 17 points and eight rebounds.
- ✓ **Nov. 7:** Syracuse had four players in double digits and outscored Lehigh from the line, 24-10, in a 90-72 Orange triumph.
- ✓ **Joseph Girard** had a squad-best 19 points, **Jesse Edwards** tallied 18 points and 11 boards, and **Judah Mintz** tallied 16 points.

LEAD/DEFICIT COMPARISON

| Opponent | Lead | Deficit | Run | Changes | Ties | Result |
|-------------------|----------------|----------------|------------|---------|------|-------------|
| LEHIGH | 24 (16:39-2nd) | 5 (16:47-1st) | 10-0 (1st) | 1 | 5 | W, 90-72 |
| COLGATE | 3 (17:11-1st) | 18 (14:18-2nd) | 7-0 (1st) | 1 | 2 | L, 80-68 |
| NORTHEASTERN | 31 (2:09-2nd) | -- | 10-0 (2nd) | 0 | 0 | W, 76-48 |
| vs. Richmond | 12 (15:05-1st) | 5 (5:54-2nd) | 12-0 (1st) | 16 | 8 | W, 74-71 OT |
| vs. St. John's | 11 (11:19-1st) | 7 (0:44-1OT) | 9-0 (1st) | 5 | 2 | L, 69-76 OT |
| BRYANT | 2 (0:50-2nd) | 13 (4:27-1st) | 8-0 (2nd) | 8 | 5 | L, 72-73 |
| at Illinois | 3 (9:30-1st) | 29 (0:11-2nd) | 8-0 (1st) | 4 | 2 | L, 44-73 |
| at Notre Dame | 5 (2:28-2nd) | 5 (16:04-1st) | 7-0 (1st) | 12 | 12 | W, 62-61 |
| OAKLAND | 42 (4:51-2nd) | 2 (13:06-1st) | 20-0 (1-2) | 8 | 1 | W, 95-66 |
| GEORGETOWN | 19 (0:30-2nd) | 11 (14:15-1st) | 12-0 (1st) | 9 | 2 | W, 83-64 |
| MONMOUTH | 16 (7:23-2nd) | 6 (17:10-1st) | 8-0 (2nd) | 8 | 3 | W, 86-71 |
| CORNELL | 20 (8:14-2nd) | 11 (8:47-1st) | 12-0 (2nd) | 1 | 1 | W, 78-63 |
| PITTSBURGH | 3 (15:27-1st) | 20 (10:45-2nd) | 6-0 (2nd) | 4 | 0 | L, 82-84 |
| BOSTON COLLEGE | 16 (0:21-2nd) | 7 (13:15-1st) | 8-0 (1st) | 7 | 1 | W, 79-65 |
| at Louisville | 6 (17:16-1st) | 9 (12:33-1st) | 12-0 (1st) | 10 | 6 | W, 70-69 |
| at Virginia | | | | | | |
| VIRGINIA TECH | | | | | | |
| NOTRE DAME | | | | | | |
| at Miami | | | | | | |
| at Georgia Tech | | | | | | |
| NORTH CAROLINA | | | | | | |
| at Virginia Tech | | | | | | |
| VIRGINIA | | | | | | |
| at Boston College | | | | | | |
| at Florida State | | | | | | |
| NC STATE | | | | | | |
| DUKE | | | | | | |
| at Clemson | | | | | | |
| at Pittsburgh | | | | | | |
| GEORGIA TECH | | | | | | |
| WAKE FOREST | | | | | | |



Jesse Edwards

Exhibition Orange Notes

- ✓ **Nov. 1:** **Joseph Girard** had a game-high 15 points and **Jesse Edwards** added 13 points and seven rebounds to lead Syracuse past Southern New Hampshire, 72-58.

Exhibition Best Jesse Edwards

2 games
14.5 ppg.
7.0 rpg.
0.0 apg.
2.0 bpg.
0.5 spg.
23.0 mpg.

- ✓ **Girard** was nine-of-nine and Syracuse 18-of-21 (.857) from the free-throw line.
- ✓ **Oct. 25:** **Benny Williams** tallied 15 points and 12 rebounds and the Orange defeated Indiana (Pa.), 86-98.
- ✓ Syracuse had three others in double-digit points -- **Joseph Girard** (17), **Jesse Edwards** (16) and **Judah Mintz** (14).



Includes games of Jan. 5

| Team | Stat | NCAA | ACC |
|------------------------------------|------|-------|------|
| W-L % | .667 | 99th | 8th |
| Scoring | 75.2 | 117th | 7th |
| Scoring Defense | 69.1 | 191st | 11th |
| Scoring Margin | +6.1 | 135th | 9th |
| Rebounds | 36.7 | 134th | 7th |
| Off. Rebounds | 11.0 | 141st | 5th |
| Def. Rebounds | 25.7 | 150th | 9th |
| Rebound Margin | -1.3 | 268th | 12th |
| Assists | 14.7 | 102nd | 6th |
| Assist:TO Ratio | 1.26 | 63rd | 7th |
| Turnovers | 11.7 | 66th | 9th |
| Turnovers Forced | 14.6 | 89th | 2nd |
| Turnover Margin | +2.9 | 51st | 9th |
| Steals | 8.2 | 60th | 3rd |
| Blocks | 5.9 | 7th | 1st |
| FG % | .460 | 105th | 5th |
| FG % Defense | .401 | 52nd | 3rd |
| 3FG % | .345 | 293rd | 13th |
| 3FG % Defense | .331 | 193rd | 10th |
| FT % | .742 | 65th | 6th |
| Individual | | | |
| Points | | | |
| Joseph Girard III | 250 | 125th | 9th |
| Points Per Game | | | |
| Joseph Girard III | 16.7 | 120th | 8th |
| Field Goal Percentage | | | |
| Jesse Edwards | .617 | 21st | 1st |
| 3-pt Field Goal Made | | | |
| Joseph Girard III | 44 | 31st | 2nd |
| 3-pt Field Goal Average | | | |
| Joseph Girard III | 2.9 | 35th | 2nd |
| 3-pt Field Goal Percentage | | | |
| Joseph Girard III | .373 | 80th | 4th |
| Rebounds | | | |
| Jesse Edwards | 164 | 5th | 1st |
| Rebounds Per Game | | | |
| Jesse Edwards | 10.9 | 5th | 2nd |
| Defensive Rebounds Per Game | | | |
| Jesse Edwards | 7.8 | 10th | 2nd |
| Offensive Rebounds Per Game | | | |
| Jesse Edwards | 3.00 | 50th | 4th |
| Blocks | | | |
| Jesse Edwards | 46 | 3rd | 1st |
| Mounir Hima | 19 | 113th | 9th |
| Blocked Shots Per Game | | | |
| Jesse Edwards | 3.1 | 4th | 1st |
| Mounir Hima | 1.5 | 88th | 8th |
| Double Doubles | | | |
| Jesse Edwards | 7 | 9th | 2nd |

SPECIALTY STATISTICS


| | PP | PTO | SCP | FBP | BP |
|---------------------|------------------|------------------|------------------|-----------------|------------------|
| Opponent | SU-OPP | SU-OPP | SU-OPP | SU-OPP | SU-OPP |
| LEHIGH | 42-30 | 15-19 | 9-11 | 18-14 | 30-24 |
| COLGATE | 26-14 | 16-16 | 17-15 | 5-4 | 7-24 |
| NORTHEASTERN | 44-20 | 18-10 | 4-8 | 13-0 | 11-28 |
| vs. Richmond | 40-26 | 27-8 | 13-9 | 13-10 | 2-17 |
| vs. St. John's | 32-34 | 12-7 | 8-15 | 6-2 | 4-4 |
| BRYANT | 24-34 | 11-17 | 20-8 | 10-15 | 34-11 |
| at Illinois | 18-26 | 5-18 | 8-4 | 5-5 | 10-10 |
| at Notre Dame | 34-18 | 13-6 | 8-17 | 4-0 | 7-16 |
| OAKLAND | 58-38 | 15-10 | 14-11 | 14-14 | 33-2 |
| GEORGETOWN | 46-22 | 24-9 | 15-20 | 14-6 | 11-2 |
| MONMOUTH | 36-36 | 18-7 | 16-8 | 12-10 | 15-10 |
| CORNELL | 38-22 | 19-10 | 8-19 | 8-11 | 9-19 |
| PITTSBURGH | 40-28 | 26-10 | 15-4 | 27-17 | 27-9 |
| BOSTON COLLEGE | 34-36 | 21-12 | 8-13 | 6-11 | 9-18 |
| at Louisville | 24-26 | 25-17 | 7-19 | 8-9 | 3-12 |
| at Virginia | | | | | |
| VIRGINIA TECH | | | | | |
| NOTRE DAME | | | | | |
| at Miami | | | | | |
| at Georgia Tech | | | | | |
| NORTH CAROLINA | | | | | |
| at Virginia Tech | | | | | |
| VIRGINIA | | | | | |
| at Boston College | | | | | |
| at Florida State | | | | | |
| NC STATE | | | | | |
| DUKE | | | | | |
| at Clemson | | | | | |
| at Pittsburgh | | | | | |
| GEORGIA TECH | | | | | |
| WAKE FOREST | | | | | |
| | 536-410 | 265-176 | 170-179 | 163-128 | 212-206 |
| 2022-23 Avg. | 35.7-27.3 | 17.7-11.7 | 11.3-11.9 | 10.9-8.5 | 14.1-13.7 |
| 2021-22 Avg. | 29.9-28.8 | 12.9-13.9 | 11.3-12.1 | 11.9-9.8 | 9.0-19.3 |
| 2020-21 Avg. | 28.9-28.4 | 14.8-11.3 | 10.3-10.4 | 14.0-11.6 | 12.0-17.9 |
| 2019-20 Avg. | 29.3-24.1 | 15.0-12.9 | 10.3-11.6 | 12.3-9.5 | 11.6-17.3 |
| 2018-19 Avg. | 27.6-21.2 | 19.2-19.9 | 10.0-8.8 | 7.8-5.1 | 11.2-15.5 |
| 2017-18 Avg. | 26.0-23.6 | 12.7-12.2 | 11.1-10.6 | 4.8-6.6 | 6.9-14.9 |
| 2016-17 Avg. | 26.2-27.2 | 15.6-13.5 | 11.7-12.1 | 8.0-7.6 | 14.7-16.7 |
| 2015-16 Avg. | 26.3-28.8 | 14.7-12.5 | 11.5-11.7 | 7.0-6.3 | 12.8-19.2 |
| 2014-15 Avg. | 33.1-26.1 | 15.5-11.3 | 12.5-10.9 | 8.9-6.7 | 10.2-14.6 |
| 2013-14 Avg. | 29.9-22.0 | 16.2-8.7 | 13.1-9.8 | 7.3-5.1 | 11.8-13.4 |
| 2012-13 Avg. | 32.7-22.3 | 16.2-12.5 | 12.8-10.4 | 10.1-6.7 | 18.3-15.2 |
| 2011-12 Avg. | 34.1-23.9 | 19.9-10.0 | 12.8-11.7 | 13.2-6.5 | 31.6-14.3 |
| 2010-11 Avg. | 34.3-23.8 | 17.6-12.3 | 11.9-9.5 | 13.0-6.4 | 19.0-15.2 |
| 2009-10 Avg. | 40.1-27.7 | 18.4-15.4 | 13.1-12.3 | 14.3-6.6 | 24.4-15.7 |
| 2008-09 Avg. | 40.4-30.2 | 16.0-15.9 | 11.7-13.2 | 16.3-10.2 | 17.9-15.7 |
| 2007-08 Avg. | 38.6-28.1 | 17.4-16.6 | 13.6-12.5 | 14.0-8.6 | 9.0-18.5 |
| 2006-07 Avg. | 30.1-25.1 | 17.2-15.1 | 12.2-13.4 | 12.3-8.4 | 22.9-17.0 |
| 2005-06 Avg. | 30.1-24.5 | 16.8-16.9 | 13.3-11.1 | 11.6-8.2 | 13.5-14.7 |
| 2004-05 Avg. | 39.9-23.5 | 17.9-13.6 | 13.9-13.0 | 9.5-5.3 | 16.0-13.9 |

PP=points in the paint
FBP=fast break pointsPTO=points off turnovers
BP=bench points

SCP=second chance points



Gerry McNamara



Hakim Warrick

McNamara, Warrick To Have Jerseys Retired

Gerry McNamara and **Hakim Warrick**, two of the key players on Syracuse's 2003 NCAA Championship squad, are scheduled to have their jerseys retired at the JMA Wireless Dome on Saturday, March 4, 2023. A ceremony will be conducted at the Syracuse vs. Wake Forest game that closes out the Orange basketball regular season.

McNamara and Warrick currently sit next to each other on the Syracuse career points list, at fourth (2,099) and fifth (2,073). They represent two of the six Syracuse players who accumulated 2,000 points in their collegiate careers.

Warrick arrive at Syracuse one year before McNamara, in 2001. By the time his four seasons were up, Warrick had taken over the fourth spot in career rebounds (1,025) with the Orange. Some of his Warrick's other career highlights included:

- ✓ 2003-04 All-American
- ✓ 2003-04, 2004-05 First Team All-BIG EAST Conference
- ✓ 2004-05 BIG EAST Conference Player of the Year
- ✓ 2004-05 BIG EAST Conference Tournament Champion
- ✓ 2004-05 BIG EAST Conference Dave Gavitt Award (tournament MVP)
- ✓ 2004-05 consensus All-American

McNamara joined the program in Warrick's sophomore season, 2002-03. He was an immediate starter on the team that won the 2003 NCAA Championship. McNamara played on four NCAA Tournament clubs at Syracuse. He is the all-time leader in season (107) and career (400) 3-point field goals, and career minutes played (4,799).

Syracuse Retired MBB Jerseys

Carmelo Anthony - 15
Dave Bing - 22
Roosevelt Bouie - 50
Derrick Coleman - 44
Sherman Douglas - 20
Dennis DuVal - 22
Billy Gabor - 17
Vic Hanson - 8
Lawrence Moten - 23
Louis Orr - 55
Billy Owens - 30
Rony Seikaly - 4
Wilmeth Sidat-Singh - 19
John Wallace - 44
Pearl Washington - 31

Among his other accomplishments were:

- ✓ Started all 135 games he played in
- ✓ School-record for season (.909) and career (.888) free-throw percentage.
- ✓ Led the Orange in assists for four straight years.
- ✓ Ranks second in career steals, third in career assists at Syracuse.
- ✓ 2004-05, 2005-06 First Team All-BIG EAST Conference
- ✓ 2005-06 BIG EAST Conference Tournament Champion
- ✓ 2005-06 BIG EAST Conference Dave Gavitt Award (tournament MVP)
- ✓ 2005-06 All-American

Warrick was selected 19th overall in the 2005 NBA Draft by Memphis. He spent four years with The Grizzlies before NBA stops with Milwaukee, Chicago, Phoenix, New Orleans and Charlotte.

McNamara played professionally in what is now the NBA G-League and overseas. He went to training camp with the Utah Jazz in 2008 but was the final player released. He opted to pursue a coaching career and was reunited with the Syracuse program.

The former teammates are now colleagues in the coaching ranks. McNamara is a long-time assistant coach on Jim Boeheim's Syracuse staff, while Warrick is a first-year assist to former Orange standout Jason Hart with the NBA G-League Ignite.



Syracuse Celebrates 20th Anniversary of NCAA Title Team

Syracuse University Athletics will celebrate the 20th Anniversary of the men's basketball program's 2003 NCAA Championship throughout the 2022-23 season, culminating with a reunion at the March 4 contest with Wake Forest.

Members of the 2002-03 national title team have been invited to return to Syracuse for planned activities the weekend of March 3-5, 2023. The Orange are scheduled to host Wake Forest on Saturday, March 4, in the final regular-season contest of the campaign.

Those from the 2002-03 squad who are able to return, will be recognized at the game. A number of elements will be implemented to the JMA Wireless Dome game experience as part of the celebration, including:

- 2003 throwback merchandise available on shop.cuse.com
- In-game trivia related to the 2003 championship season
- Guess that 2003 player
- Upcoming contests to win a piece of the 2003 championship court
- Ultimate Quiz conducting during the season on cuse.com
- Promotional videos that highlight current SU opponents who were also on the schedule in 2002-03
 - Boston College
 - Colgate
 - Cornell
 - Georgetown
 - Georgia Tech
 - Notre Dame
 - Pittsburgh
- March 4 Jersey Retirement Ceremony for **Gerry McNamara** and **Hakim Warrick**

Syracuse's national championship team had a remarkable run. Unranked in the preseason, the Orange ended the campaign with a 30-5 overall record and an 81-78 victory in the title matchup with Kansas. The roster featured an interesting blend of players, including senior captain Kueth Duany, sophomore frontcourt standouts Craig Forth and Hakim Warrick, and dynamic freshmen Carmelo Anthony and Gerry McNamara. Junior center Jeremy McNeil and sophomore swingman Josh Pace emerged as key contributors off the bench.

Syracuse Ring Of Honor**Jim Boeheim - MBB****Jim Brown - FB, LAX, TR****Ernie Davis - FB****Floyd Little - FB****Roy Simmons Jr. - LAX****Pearl Washington - MBB****Boeheim, Pearl First Two Men's Basketball Stars on Ring Of Honor**

Jim Boeheim and **Dwayne "Pearl" Washington** -- two of the most prominent names in Syracuse men's basketball history -- were formally recognized as members of the Syracuse University Athletics Ring of Honor in the JMA Wireless Dome on December 10. The ceremony was held at halftime of the Syracuse vs. Georgetown game.

Jim Boeheim has been associated with the Syracuse men's basketball program since enrolling at the institution in 1962. He began his hoop career as a walk-on player and by his senior season he was a captain on an NCAA Tournament team.

When Boeheim decided to pursue a career in coaching, his start came at his alma mater, as a graduate assistant coach for Roy Danforth in 1969. Boeheim was promoted to an assistant coach role and in 1976 was hired to be the head coach.

Boeheim is now in his 47th season at the Orange helm. He is the winningest active coach in Division I. Boeheim also ranks second in NCAA Tournament appearances (35 seasons) and 20-win seasons (34) and is fourth in NCAA Tournament victories (57).

He has guided the Orange into the NCAA Final Four five times and led Syracuse to the 2003 NCAA Championship.

In 2005, Boeheim was inducted into the Naismith Memorial Basketball Hall of Fame and received the John R. Wooden "Legends of Coaching" Award the following April. He has earned several coaching honors, including BIG EAST Conference Coach of the Year four times, NABC District II Coach of the Year 10 times, and the USBWA District Coach of the Year four times.

A standout point guard on three of head coach Jim Boeheim's teams of the mid-1980s, Washington established a lasting legacy during a collegiate career in which he tallied 1,490 career points, a total that still ranks 27th on the school's list. He led the Orange in assists and steal in all three of his seasons and ranks fourth in career assists and fifth in career steals.


He helped the Orange earn NCAA Tournament berths each year. Washington received All-America recognition in all three seasons. He was a consensus All-America following his third year, which included second team United Press International and third team Association Press laurels. He was named first team All-BIG EAST Conference three times and was the 1984 BIG EAST Freshman of the Year. He earned BIG EAST Conference Tournament Most Valuable Player in 1986.

After foregoing his final collegiate year of eligibility to enter the NBA Draft, Washington was the 13th overall selection by the New Jersey Nets. Following two campaigns with the Nets, he was selected by Miami in the 1988 Expansion Draft and spent one season with the Heat. Washington played two years in the Continental Basketball Association before retiring.

On March 2, 1996, Washington's jersey was retired in a ceremony at the Dome. He was the third Syracuse player to receive the honor, following Dave Bing and Vic Hanson into the Dome's rafters. Washington passed away in April 2016.

GETTING STARTED AT SU**Season Starting Lineups
1976-to-2023**

| By Season | | By Lineups | |
|----------------------|----------|----------------------|----------|
| Year | Lineups | Year | Lineups |
| 2022-23 | 1 | 1989-90 | 7 |
| 2021-22 | 4 | 2006-07 | 6 |
| 2020-21 | 3 | 1991-92 | 6 |
| 2019-20 | 2 | 1980-81 | 6 |
| 2018-19 | 4 | 2016-17 | 5 |
| 2017-18 | 2 | 2014-15 | 5 |
| 2016-17 | 5 | 2008-09 | 5 |
| 2015-16 | 1 | 1996-97 | 5 |
| 2014-15 | 4 | 1992-93 | 5 |
| 2013-14 | 4 | 1990-91 | 5 |
| 2012-13 | 3 | 1976-77 | 5 |
| 2011-12 | 3 | 2021-22 | 4 |
| 2010-11 | 4 | 2018-19 | 4 |
| 2009-10 | 2 | 2013-14 | 4 |
| 2008-09 | 5 | 2010-11 | 4 |
| 2007-08 | 3 | 2004-05 | 4 |
| 2006-07 | 6 | 2001-02 | 4 |
| 2005-06 | 2 | 1987-88 | 4 |
| 2004-05 | 4 | 1982-83 | 4 |
| 2003-04 | 2 | 1981-82 | 4 |
| 2002-03 | 1 | 1979-80 | 4 |
| 2001-02 | 4 | 2020-21 | 3 |
| 2000-01 | 2 | 2012-13 | 3 |
| 1999-00 | 2 | 1978-79 | 3 |
| 1998-99 | 2 | 2011-12 | 3 |
| 1997-98 | 1 | 2007-08 | 3 |
| 1996-97 | 5 | 1995-96 | 3 |
| 1995-96 | 3 | 2019-20 | 2 |
| 1994-95 | 2 | 2017-18 | 2 |
| 1993-94 | 1 | 2009-10 | 2 |
| 1992-93 | 5 | 2005-06 | 2 |
| 1991-92 | 6 | 2003-04 | 2 |
| 1990-91 | 5 | 2000-01 | 2 |
| 1989-90 | 7 | 1999-00 | 2 |
| 1988-89 | 2 | 1998-99 | 2 |
| 1987-88 | 4 | 1994-95 | 2 |
| 1986-87 | 2 | 1988-89 | 2 |
| 1985-86 | 1 | 1986-87 | 2 |
| 1984-85 | 2 | 1984-85 | 2 |
| 1983-84 | 1 | 2022-23 | 1 |
| 1982-83 | 4 | 2015-16 | 1 |
| 1981-82 | 4 | 2002-03 | 1 |
| 1980-81 | 6 | 1997-98 | 1 |
| 1979-80 | 4 | 1993-94 | 1 |
| 1978-79 | 4 | 1985-86 | 1 |
| 1977-78 | 1 | 1983-84 | 1 |
| 1976-77 | 5 | 1977-78 | 1 |



Jim Boeheim is in his 47th year as head coach at his alma mater.

JIM BOEHEIM RECORDS

1976-present (47th season)

At Syracuse: 1,008-431 (.700)*

*record reflects 101 wins vacated between 2004-07 and 2010-12 by the NCAA

As an SU Player: 52-24 (.684)

As an SU Assistant: 139-65 (.681)

NCAA Tournament: 58-34 (.637)#

#record reflects 4 NCAA Tournament wins vacated between 2004-07 and 2010-12 by the NCAA

NIT: 11-8 (.579)\$

\$record reflects 2 NIT wins vacated between 2004-07 and 2010-12 by the NCAA

ACC Tournament: 5-7 (.417)

BIG EAST Tournament: 50-29 (.633)

In Overtime: 48-30 (.615)

Season Openers 42-5 (.894)



Boeheim Second All-Time In Division I Wins

Jim Boeheim, the winningest active Division I coach, is in his 47th season as head coach at his alma mater, Syracuse.

He earned the 1,008th win of his coaching tenure when the Orange defeated Louisville, 70-69, on January 3.

Boeheim tops active Division I coaches in wins (1,008) and games coached (1,439).

Boeheim's 46 seasons completed put him first on the list of Division I coaches at their current schools.

1,008*

The Book On Boeheim

Boeheim owns a career record of *1,008-431 (.700).

His 1,439 games (total reflects 101 games vacated between 2004-07 and 2010-12 by the NCAA) ranks first for coaches who have served at only one institution in the Division I ranks.

The 2021 NCAA berth gave SU 41 post-season appearances under Boeheim, including 35 NCAA Tournaments. He has guided his alma mater to the NCAA title game three times, winning it for the first time in 2003.

*record reflects 101 wins vacated between 2004-07 and 2010-12 by the NCAA

Division I Coaches by Wins

| Coach | Schools | Wins |
|-----------------------|---|---------------|
| 1. Mike Krzyzewski | Army, Duke | 1,202 |
| 2. JIM BOEHEIM | Syracuse | *1,008 |
| 3. BOB HUGGINS | Walsh, Akron, Cincinnati, Kansas State, West Virginia | 926 |
| 4. Jim Calhoun | Northwestern, UConn, St. Joseph (Conn.) | 920 |
| 5. Roy Williams | Kansas, North Carolina | 903 |

*record reflects 101 wins vacated between 2004-07 and 2010-12 by the NCAA

Active Division I Coaches by Wins

| Coach | Schools | Wins |
|-----------------------|---|---------------|
| 1. Jim Boeheim | Syracuse | *1,008 |
| 2. Bob Huggins | Walsh, Akron, Cincinnati, Kansas State, West Virginia | 926 |
| 3. Cliff Ellis | S. Alabama, Clemson, Auburn, Coastal Carolina | 824 |
| 4. John Calipari | Massachusetts, Memphis, Kentucky | 778 |
| 5. Bill Self | Oral Roberts, Tulsa, Illinois, Kansas | 776 |

*record reflects 101 wins vacated between 2004-07 and 2010-12 by the NCAA

Division I Coaches Wins At Alma Mater

| Coach | Schools | Wins |
|-----------------------|-----------------|---------------|
| 1. JIM BOEHEIM | Syracuse | *1,008 |
| 2. Norm Stewart | Missouri | 634 |
| 3. Slat Gill | Oregon State | 599 |
| 4. Guy Lewis | Houston | 592 |
| 5. Phog Allen | Kansas | 588 |

*record reflects 101 wins vacated between 2004-07 and 2010-12 by the NCAA

Division I Coaches by Games

| Coach | Schools | Games |
|-----------------------|---|---------------|
| 1. Mike Krzyzewski | Army, Duke | 1,570 |
| 2. JIM BOEHEIM | Syracuse | *1,439 |
| 3. CLIFF ELLIS | S. Alabama, Clemson, Auburn, Coastal Carolina | 1,371 |
| 4. Jim Phelan | Mt. St. Mary's | 1,354 |
| 5. BOB HUGGINS | Walsh, Akron, Cincinnati, Kansas State, West Virginia | 1,329 |
| 6. Jim Calhoun | Northeastern, Connecticut, St. Joseph (Conn.) | 1,317 |

Active Division I Coaches by Games

| Coach | Schools | Games |
|-----------------------|---|---------------|
| 1. JIM BOEHEIM | Syracuse | *1,439 |
| 2. Cliff Ellis | S. Alabama, Clemson, Auburn, Coastal Carolina | 1,371 |
| 3. Bob Huggins | Walsh, Akron, Cincinnati, Kansas State, West Virginia | 1,329 |
| 4. Jim Laranaga | AIC, Bowling Green, George Mason, Miami | 1,186 |
| 5. Greg Kampe | Oakland | 1,183 |

*total reflects 101 games vacated between 2004-07 and 2010-12 by the NCAA.

Division I Seasons At One School*

| Coach | School (1st year) | Seasons |
|-----------------------|---------------------------|-----------|
| 1. Jim Phelan | Mt. St. Mary's (1955-56) | 49 |
| 2. JIM BOEHEIM | Syracuse (1976-77) | 46 |
| 3. Ed Diddle | W. Kentucky (1923-24) | 42 |
| Ray Meyer | DePaul (1943-44) | 42 |
| Mike Krzyzewski | Duke (1981-82) | 42 |

represents seasons completed

Active Division I Seasons At One School*

| Coach | School (1st year) | Seasons |
|-----------------------|---------------------------|-----------|
| 1. JIM BOEHEIM | Syracuse (1976-77) | 46 |
| 2. Greg Kampe | Oakland (1984-85) | 38 |
| 3. Ron Cottrell | Houston Baptist (1991-92) | 31 |
| 4. Tom Izzo | Michigan State (1995-96) | 27 |
| 5. Mark Few | Gonzaga (1999-00) | 23 |

represents seasons completed

Division I Coaches 20-Win Seasons

| Coach | Schools | No. |
|-----------------------|--|------------|
| 1. Mike Krzyzewski | Army, Duke | 37 |
| 2. JIM BOEHEIM | Syracuse | *34 |
| 3. Dean Smith | North Carolina | 30 |
| 4. Roy Williams | Kansas, North Carolina | 29 |
| Bob Knight | Army, Indiana, Texas Tech | 29 |
| 6. BOB HUGGINS | Akron, Cincinnati, Kansas State, West Virginia | 28 |
| Lute Olson | Iowa, Arizona | 28 |

*total reflects five 20-win seasons vacated between 2004-07 and 2010-12 by the NCAA

Division I NCAA Tournament Wins

| Coach | Schools | Wins |
|-----------------------|-------------------------|------------|
| 1. Mike Krzyzewski | Duke | 101 |
| 2. Roy Williams | N. Carolina, Kansas | 79 |
| 3. Dean Smith | North Carolina | 65 |
| 4. JIM BOEHEIM | Syracuse | *58 |
| 5. BILL SELF | Tulsa, Illinois, Kansas | 55 |
| 5. TOM IZZO | Michigan State | 53 |

*record reflects four tournament wins vacated between 2004-07 and 2010-12 by the NCAA

Division I NCAA Tournament Appearances

| Coach | Schools | Wins |
|-----------------------|---|-----------|
| 1. M. KRZYZEWSKI | Duke | 36 |
| 2. JIM BOEHEIM | Syracuse | 35 |
| 3. Roy Williams | Kansas, N. Carolina | 30 |
| 4. Bob Knight | Indiana, Texas Tech | 28 |
| 5. Lute Olson | Iowa, Arizona | 27 |
| Dean Smith | N. Carolina | 27 |
| 7. RICK BARNES | Providence, Clemson, Texas, Tennessee | 26 |
| 8. BOB HUGGINS | Akron, Cincinnati, West Virginia | 25 |
| Eddie Sutton | Creighton, Arkansas, Kentucky, Oklahoma State | 25 |

Active Coaches in CAPS

includes games of Jan. 5

2022-23 AP POLL

Jan. 2, 2023

| No. | Team | W-L | Points |
|-----|-------------|------|--------|
| 1. | Purdue (60) | 13-0 | 1,524 |
| 2. | Houston | 14-1 | 1,417 |
| 3. | Kansas | 12-1 | 1,351 |
| 4. | UConn (1) | 14-1 | 1,342 |
| 5. | Arizona | 13-1 | 1,334 |
| 6. | Texas | 12-1 | 1,185 |
| 7. | Alabama | 11-2 | 1,132 |
| 8. | Tennessee | 11-2 | 1,114 |
| 9. | Gonzaga | 12-3 | 1,003 |
| 10. | UCLA | 13-2 | 993 |
| 11. | Virginia | 10-2 | 926 |
| 12. | Miami | 13-1 | 814 |
| 13. | Arkansas | 11-2 | 717 |
| 14. | Wisconsin | 10-2 | 638 |
| 15. | Indiana | 10-3 | 558 |
| 16. | Duke | 11-3 | 554 |
| 17. | TCU | 12-1 | 545 |
| 18. | Xavier | 12-3 | 531 |
| 19. | Baylor | 10-3 | 520 |
| 20. | Missouri | 12-1 | 329 |
| 21. | New Mexico | 14-0 | 290 |
| 22. | Auburn | 11-2 | 287 |
| 23. | Charleston | 14-1 | 116 |
| 24. | Ohio State | 10-3 | 114 |
| 25. | Iowa State | 10-2 | 94 |

Others receiving votes: LSU 83, San Diego State 72, Mississippi State 62, Kentucky 53, Kansas State 41, Illinois 21, Marquette 20, Providence 14, Virginia Tech 7, Memphis 6, West Virginia 5, Michigan State 5, Saint Mary's 3, Florida Atlantic 3, Creighton 1.

2022-23 COACHES POLL

Jan. 2, 2023

| No. | Team | W-L | Points |
|-----|-------------|------|--------|
| 1. | Purdue (30) | 13-0 | 798 |
| 2. | Houston (2) | 14-1 | 740 |
| 3. | Kansas | 12-1 | 720 |
| 4. | Arizona | 13-1 | 693 |
| 5. | UConn | 14-1 | 659 |
| 6. | Texas | 12-1 | 652 |
| 7. | Alabama | 11-2 | 560 |
| 8. | UCLA | 13-2 | 559 |
| 9. | Tennessee | 11-2 | 556 |
| 10. | Gonzaga | 12-3 | 510 |
| 11. | Virginia | 10-2 | 494 |
| 12. | Miami | 13-1 | 380 |
| 13. | Arkansas | 11-2 | 377 |
| 14. | Duke | 11-3 | 370 |
| 15. | Wisconsin | 10-2 | 326 |
| 16. | Baylor | 10-3 | 290 |
| 17. | TCU | 12-1 | 273 |
| 18. | Xavier | 12-3 | 246 |
| 19. | Indiana | 10-3 | 226 |
| 20. | Auburn | 11-2 | 131 |
| 21. | Missouri | 12-1 | 130 |
| 22. | New Mexico | 14-0 | 118 |
| 23. | Ohio State | 10-3 | 112 |
| 24. | Illinois | 9-4 | 65 |
| 25. | Kentucky | 9-4 | 62 |
| | Iowa State | 10-2 | 62 |

Others receiving votes: Mississippi State 47, Kansas State 38, LSU 35, Providence 30, West Virginia 28, Charleston 24, San Diego State 17, Michigan State 14, Marquette 14, Saint Mary's 12, Penn State 11, Maryland 9, Virginia Tech 6, Florida Atlantic 3, UAB 2, Texas Tech 1.

SYRACUSE POLL POINTS

The last time...

| SU vs. | 3/19/21 | #16 Illinois 73, SU 44 |
|----------------------|----------------|------------------------------------|
| ranked team | | |
| SU win vs. | 3/21/21 | SU 75, #13 West Virginia 72 |
| ranked team | | |
| Both ranked | 11/16/18 | #13 Oregon 80, #15 SU 65 |
| Both top 10 | 2/22/14 | #5 Duke 66, #1 SU 60 |
| Both top 5 | 2/22/14 | #5 Duke 66, #1 SU 60 |
| SU vs. ranked | 3/27/21 | #6 Houston 62, SU 46 |
| back-to-back | 3/21/21 | SU 75, #13 West Virginia 72 |
| SU played #1 | 2/23/19 | #1 Duke 75, SU 65 |
| SU beat #1 | 1/14/19 | SU 95, #1 Duke 91 OT |
| SU played #2 | 3/4/19 | #2 Virginia 79, SU 53 |
| SU beat #2 | 2/3/03 | SU 67, #2 Pittsburgh 65 |
| SU played #3 | 1/9/18 | #3 Virginia 68, SU 60 |
| SU beat #3 | 3/12/09 | #18 SU 127, #3 UConn 117 6 OT |
| SU played #4 | 3/27/16 | SU 68, #4 Virginia 62 (NCAA) |
| SU beat #4 | 3/27/16 | SU 68, #4 Virginia 62 (NCAA) |
| SU played #5 | 3/14/19 | #5 Duke 84, SU 72 (ACCT) |
| SU beat #5 | 3/18/18 | SU 55, #5 Mich. State (NCAA) 53 |
| SU played #6 | 1/22/22 | #6 Duke 79, SU 59 |
| SU beat #6 | 1/28/17 | SU 82, #6 Florida State 72 |
| SU played #7 | 3/10/22 | #7 Duke 88, SU 79 |
| SU beat #7 | 12/7/10 | #8 SU 72, #7 Michigan State 58 |
| SU played #8 | 1/25/21 | #8 Virginia 81, SU 58 |
| SU beat #8 | 12/28/13 | #2 SU 78, #8 Villanova 62 |
| SU played #9 | 2/1/20 | #9 Duke 97, SU 88 |
| SU beat #9 | 2/4/17 | SU 66, #9 Virginia 62 |
| SU played #10 | 1/26/19 | #10 Virginia Tech 78, SU 56 |
| SU beat #10 | 2/22/17 | SU 78, #10 Duke 75 |
| SU played #11 | 2/19/20 | #11 Louisville 90, SU 66 |
| SU beat #11 | 2/26/11 | #17 SU 58, #11 Georgetown 51 |
| SU played #12 | 3/7/18 | #12 N. Carolina 78, SU 59 (ACCT) |
| SU beat #12 | 2/18/15 | SU 69, #12 Louisville 59 |
| SU played #13 | 3/21/21 | SU 75, #13 West Virginia 72 |
| SU beat #13 | 3/21/21 | SU 75, #13 West Virginia 72 |
| SU played #14 | 12/18/18 | #14 Buffalo 71, SU 59 |
| SU beat #14 | 3/22/12* | #2 SU 64, #14 Wisconsin 63 (NCAA) |
| SU played #15 | 3/11/21 | #15 Virginia 72, SU 69 (ACCT) |
| SU beat #15 | 3/30/13 | #16 SU 55, #15 Marquette 39 (NCAA) |
| SU played #16 | 3/19/21 | #16 Illinois 73, SU 44 |
| SU beat #16 | 3/19/21 | SU 78, #16 San Diego St. 62 |
| SU played #17 | 11/29/16 | #17 Wisconsin 77, #22 SU 60 |
| SU beat #17 | 2/1/14 | #2 SU 91, #17 Duke 89 OT |
| SU played #18 | 1/11/20 | SU 63, #18/18 Virginia 55 OT |
| SU beat #18 | 1/11/20 | SU 63, #18/18 Virginia 55 OT |
| SU played #19 | 11/26/21 | #19 Auburn 89, Syracuse 68 |
| SU beat #19 | 3/3/12 | #2 SU 58, #19 Louisville 49 |
| SU played #20 | 1/18/16 | SU 64, #20 Duke 62 |
| SU beat #20 | 1/18/16 | SU 64, #20 Duke 62 |
| SU played #21 | 12/9/20 | #21 Rutgers 79, Syracuse 69 |
| SU beat #21 | 1/21/13 | #t3 SU 57, #21 Cincinnati 55 |
| SU played #22 | 2/5/19 | #22 Florida State 80, SU 62 |
| SU beat #22 | 1/18/14 | #2 SU 59, #22 Pittsburgh 54 |
| SU played #23 | 1/13/18 | #23 Florida State 101, SU 90 2OT |
| SU beat #23 | 12/20/08 | SU 72, #23 Memphis 65 |
| SU played #24 | 11/19/04 | SU 71, #24 Memphis 62 |
| SU beat #24 | 11/19/04 | SU 71, #24 Memphis 62 |
| SU played #25 | 1/28/16 | SU 81, #25 Notre Dame 66 |
| SU beat #25 | 1/28/16 | SU 81, #25 Notre Dame 66 |
| Ranked opponents | | |
| in a season | 15 | 2008-09 |

*wins vacated by NCAA sanctions

SU IN THE 2022-23 POLLS

| Date | AP | Coaches |
|-------------|----|---------|
| Preseason | -- | -- |
| November 14 | -- | -- |
| November 21 | -- | -- |
| November 28 | -- | -- |
| December 5 | -- | -- |
| December 12 | -- | -- |
| December 19 | -- | -- |
| December 26 | -- | -- |
| January 2 | -- | -- |
| January 9 | | |
| January 16 | | |
| January 23 | | |
| January 30 | | |
| February 6 | | |
| February 13 | | |
| February 20 | | |
| February 27 | | |
| March 6 | | |

SU'S MOST FAMILIAR FOES

| Opponents | Games |
|--|------------|
| 1. Colgate (Nov. 15) | 174 |
| 2. Cornell (Dec. 17) | 127 |
| 3. Pittsburgh (Dec. 20, Feb. 25) | 123 |
| 4. Penn State | 106 |
| 5. Georgetown (Dec. 10) | 98 |
| 6. Connecticut | 95 |
| 7. St. John's (Nov. 22) | 92 |
| 8. Niagara (Dec. 3) | 83 |
| 9. Boston College (Dec. 31, Feb. 4) | 82 |
| 10. Villanova (Dec. 7) | 74 |

bold indicates 2022-23 opponent



JOHN BOL AJAK

Forward • 6-10 • 216 • Redshirt Junior

Natinga, South Sudan • The School At Church Farm
Westtown School (Pa.)

2

- Ajak logged three points in the 2022-23 campaign opener against Lehigh.
- He played a career-high 27 minutes against Bryant.
- Ajak matched his personal best of four assists in the win at Notre Dame.
- He grabbed a career-best six boards in games versus Oakland and Bryant.
- He had a career-high five-point outing against Georgetown.
- Ajak totaled 19 assists over the 10 games (1.9 apg.) he has appeared in.

AJAK'S SEASON HIGHS

Points: 5, Georgetown, 2022-23
FG Made: 1, Georgetown, Oakland, at Notre Dame, Bryant, Lehigh, 2022-23
FG Attempted: 3, at Notre Dame, Bryant, 2022-23
3-Point FGM: 0
3-Point FGA: 0
FT Made: 3, Georgetown, 2022-23
FT Attempted: 3, Georgetown, Lehigh, 2022-23
Rebounds: 6, Oakland, Bryant, 2022-23
Off. Rebounds: 4, Bryant, 2022-23
Def. Rebounds: 5, Oakland, 2022-23
Assists: 4, at Notre Dame, Bryant, 2022-23
Steals: 2, Georgetown, 2022-23
Blocks: 1, Monmouth, at Illinois. 2022-23
Minutes: 27, Bryant, 2022-23

AJAK'S CAREER HIGHS

Points: 5, Georgetown, 2022-23
FG Made: 1, Georgetown, Oakland, at Notre Dame, Bryant, Lehigh, 2022-23; Lafayette, Duke, 2021-22; Rider, 2020-21
FG Attempted: 3, at Notre Dame, Bryant, 2022-23; Lafayette, 2021-22
3-Point FGM: 0
3-Point FGA: 1, Lafayette, 2021-22
FT Made: 3, Georgetown, 2022-23
FT Attempted: 3, Georgetown, Lehigh, 2022-23
Rebounds: 6, Oakland, Bryant, 2022-23
Off. Rebounds: 4, Bryant, 2022-23
Def. Rebounds: 5, Oakland, 2022-23
Assists: 4, at Notre Dame, Bryant, 2022-23
Steals: 2, Georgetown, 2022-23
Blocks: 1, Monmouth, at Illinois. 2022-23; Boston College, 2021-22; Notre Dame, at Georgia Tech, 2020-21
Minutes: 27, Bryant, 2022-23

2022-23 AJAK'S GAME-BY-GAME

| Opponent | MP | FG | 3PT | FT | REB | PF | A | T | B | S | TP |
|-------------------|-----|-----|-----|-----|-----|----|---|---|---|---|----|
| LEHIGH | 4 | 1-1 | 0-0 | 1-3 | 0 | 0 | 1 | 0 | 0 | 0 | 3 |
| COLGATE | DNP | | | | | | | | | | |
| NORTHEASTERN | DNP | | | | | | | | | | |
| vs. Richmond | DNP | | | | | | | | | | |
| vs. St. John's | DNP | | | | | | | | | | |
| BRYANT | 27 | 1-3 | 0-0 | 0-0 | 6 | 4 | 4 | 2 | 0 | 1 | 2 |
| at Illinois | 9 | 0-1 | 0-0 | 0-1 | 2 | 0 | 0 | 0 | 1 | 0 | 0 |
| at Notre Dame | 18 | 1-3 | 0-0 | 0-0 | 0 | 0 | 4 | 0 | 0 | 0 | 2 |
| OAKLAND | 8 | 1-1 | 0-0 | 0-0 | 6 | 0 | 3 | 0 | 0 | 1 | 2 |
| GEORGETOWN | 20 | 1-1 | 0-0 | 3-3 | 5 | 4 | 2 | 2 | 0 | 2 | 5 |
| MONMOUTH | 15 | 0-0 | 0-0 | 0-0 | 2 | 1 | 2 | 2 | 1 | 0 | 0 |
| CORNELL | 2 | 0-0 | 0-0 | 0-0 | 0 | 0 | 0 | 0 | 0 | 0 | 0 |
| PITTSBURGH | DNP | | | | | | | | | | |
| BOSTON COLLEGE | 10 | 0-0 | 0-0 | 0-0 | 1 | 1 | 2 | 1 | 0 | 0 | 0 |
| at Louisville | 1 | 0-0 | 0-0 | 0-0 | 1 | 0 | 1 | 1 | 0 | 0 | 0 |
| at Virginia | | | | | | | | | | | |
| VIRGINIA TECH | | | | | | | | | | | |
| NOTRE DAME | | | | | | | | | | | |
| at Miami | | | | | | | | | | | |
| at Georgia Tech | | | | | | | | | | | |
| NORTH CAROLINA | | | | | | | | | | | |
| at Virginia Tech | | | | | | | | | | | |
| VIRGINIA | | | | | | | | | | | |
| at Boston College | | | | | | | | | | | |
| at Florida State | | | | | | | | | | | |
| NC STATE | | | | | | | | | | | |
| DUKE | | | | | | | | | | | |
| at Clemson | | | | | | | | | | | |
| at Pittsburgh | | | | | | | | | | | |
| GEORGIA TECH | | | | | | | | | | | |
| WAKE FOREST | | | | | | | | | | | |
| *started | | | | | | | | | | | |

AJAK'S CAREER STATISTICS

| | TOTAL | | | | | 3-PTS | | | REBOUNDS | | | | | | | | | | | | | | |
|---------|-------|----|----|-----|------|-------|------|------|----------|-----|------|----|----|-----|-----|----|----|----|----|-----|-----|-----|-----|
| Year | G | GS | FG | FGA | Pct | 3FG | 3FGA | Pct | FT | FTA | Pct | O | D | Tot | Avg | PF | FO | A | TO | Blk | Stl | Pts | Avg |
| 2020-21 | 10 | 0 | 1 | 4 | .250 | 0 | 0 | .000 | 0 | 0 | .000 | 2 | 2 | 4 | 0.4 | 7 | 0 | 2 | 1 | 2 | 1 | 2 | 0.2 |
| 2021-22 | 12 | 0 | 2 | 7 | .286 | 0 | 1 | .000 | 1 | 2 | .500 | 2 | 12 | 14 | 1.2 | 8 | 0 | 5 | 3 | 1 | 0 | 5 | 0.4 |
| 2022-23 | 10 | 0 | 5 | 10 | .500 | 0 | 0 | .000 | 4 | 7 | .571 | 10 | 13 | 23 | 2.3 | 10 | 0 | 19 | 8 | 2 | 4 | 14 | 1.4 |
| Total | 32 | 0 | 8 | 21 | .381 | 0 | 1 | .000 | 5 | 9 | .556 | 14 | 27 | 41 | 1.3 | 25 | 0 | 26 | 12 | 5 | 5 | 21 | 0.7 |



CHRIS BELL

Forward • 6-7 • 180 • Freshman
Concord, Calif. • De La Salle H.S. (Cal.)
Wasatch Academy (Utah)

0

- Bell made his Syracuse debut, had his first career start, and scored his first five collegiate points in the season opener against Lehigh.
- He has started 15 consecutive games this season.
- He had a career-high, 14-point outing against Bryant.
- Bell grabbed three rebounds against Georgetown and Northeastern.
- He hauled in a personal-best five boards in the win against Cornell.
- Bell has scored six-or-more points in 10 of the last 12 contests.

BELL'S SEASON AND CAREER HIGHS

Points: 14, Bryant, 2022-23
FG Made: 6, Bryant, 2022-23
FG Attempted: 13, Bryant, 2022-23
3-Point FGM: 3, vs Richmond, 2022-23
3-Point FGA: 8, at Illinois, 2022-23
FT Made: 3, Cornell, Georgetown, 2022-23
FT Attempted: 4, Cornell, 2022-23
Rebounds: 5, Cornell, 2022-23
Off. Rebounds: 1, Louisville, Pitt, Cornell, Georgetown, 2022-23
Def. Rebounds: 4, Cornell, 2022-23
Assists: 1, Louisville, Boston College, Pitt, Cornell, vs St. John's, vs Richmond, Northeastern, 2022-23
Steals: 1, Pitt, Cornell, Bryant, Lehigh, 2022-23
Blocks: 1, Louisville, Boston College, Cornell, 2022-23
Minutes: 34, vs St. John's, vs Richmond, 2022-23

2022-23 BELL'S GAME-BY-GAME

| Opponent | MP | FG | 3PT | FT | REB | PF | A | T | B | S | TP |
|-------------------|----|------|-----|-----|-----|----|---|---|---|---|----|
| LEHIGH* | 16 | 2-4 | 1-2 | 0-0 | 0 | 0 | 0 | 0 | 0 | 1 | 5 |
| COLGATE* | 8 | 0-1 | 0-1 | 0-0 | 0 | 0 | 0 | 0 | 0 | 0 | 0 |
| NORTHEASTERN* | 12 | 0-2 | 0-2 | 0-0 | 3 | 0 | 1 | 1 | 0 | 0 | 0 |
| vs. Richmond* | 34 | 4-8 | 3-5 | 0-0 | 1 | 1 | 1 | 1 | 0 | 0 | 11 |
| vs. St. John's* | 34 | 5-12 | 2-7 | 0-0 | 0 | 3 | 1 | 1 | 0 | 0 | 12 |
| BRYANT* | 28 | 6-13 | 2-7 | 0-0 | 1 | 2 | 0 | 1 | 0 | 1 | 14 |
| at Illinois* | 27 | 3-9 | 2-8 | 0-0 | 1 | 3 | 0 | 2 | 0 | 0 | 8 |
| at Notre Dame* | 10 | 1-2 | 0-1 | 0-0 | 2 | 0 | 0 | 1 | 0 | 0 | 2 |
| OAKLAND* | 12 | 3-7 | 1-4 | 0-1 | 1 | 1 | 0 | 2 | 0 | 0 | 7 |
| GEORGETOWN* | 21 | 2-7 | 1-3 | 3-3 | 3 | 1 | 0 | 2 | 0 | 0 | 8 |
| MONMOUTH* | 12 | 2-2 | 2-2 | 0-0 | 0 | 0 | 0 | 0 | 0 | 0 | 6 |
| CORNELL* | 28 | 4-9 | 2-4 | 3-4 | 5 | 4 | 1 | 1 | 1 | 1 | 13 |
| PITTSBURGH* | 13 | 2-7 | 0-4 | 0-0 | 1 | 0 | 1 | 0 | 0 | 1 | 4 |
| BOSTON COLLEGE* | 13 | 1-2 | 0-1 | 0-0 | 2 | 2 | 1 | 0 | 1 | 0 | 2 |
| at Louisville* | 19 | 3-4 | 2-3 | 0-0 | 3 | 0 | 1 | 1 | 1 | 0 | 8 |
| at Virginia | | | | | | | | | | | |
| VIRGINIA TECH | | | | | | | | | | | |
| NOTRE DAME | | | | | | | | | | | |
| at Miami | | | | | | | | | | | |
| at Georgia Tech | | | | | | | | | | | |
| NORTH CAROLINA | | | | | | | | | | | |
| at Virginia Tech | | | | | | | | | | | |
| VIRGINIA | | | | | | | | | | | |
| at Boston College | | | | | | | | | | | |
| at Florida State | | | | | | | | | | | |
| NC STATE | | | | | | | | | | | |
| DUKE | | | | | | | | | | | |
| at Clemson | | | | | | | | | | | |
| at Pittsburgh | | | | | | | | | | | |
| GEORGIA TECH | | | | | | | | | | | |
| WAKE FOREST | | | | | | | | | | | |
| *started | | | | | | | | | | | |

BELL'S CAREER STATISTICS

| | TOTAL | | | | | 3-PTS | | | REBOUNDS | | | | | | | | | | | | | | |
|---------|-------|----|----|-----|------|-------|------|------|----------|-----|------|---|----|-----|-----|----|----|---|----|-----|-----|-----|-----|
| Year | G | GS | FG | FGA | Pct | 3FG | 3FGA | Pct | FT | FTA | Pct | O | D | Tot | Avg | PF | FO | A | TO | Blk | Stl | Pts | Avg |
| 2022-23 | 15 | 15 | 38 | 89 | .427 | 18 | 54 | .333 | 6 | 8 | .750 | 4 | 19 | 23 | 1.5 | 17 | 0 | 7 | 13 | 3 | 4 | 100 | 6.7 |
| Total | 15 | 15 | 38 | 89 | .427 | 18 | 54 | .333 | 6 | 8 | .750 | 4 | 19 | 23 | 1.5 | 17 | 0 | 7 | 13 | 3 | 4 | 100 | 6.7 |



MALIQ BROWN

Forward • 6-8 • 213 • Freshman
Culpeper, Va. • Blue Ridge H.S.

- Brown tallied seven collegiate points in his collegiate debut versus Lehigh.
- Brown logged four points, four rebounds, and two assists vs. Northeastern.
- He recorded a season-high 12 points and seven rebounds versus Oakland.
- He produced seven boards in the win against Monmouth.
- Brown collected four-or-more rebounds in consecutive games against Oakland, Monmouth, Cornell, and Pitt.
- Brown grabbed a career-high nine boards and distributed three assists in 27 minutes of work versus Pitt.

BROWN'S SEASON AND CAREER HIGHS

Points: 12, Oakland, 2022-23
FG Made: 6, Oakland, 2022-23
FG Attempted: 7, Monmouth, Oakland, 2022-23
3-Point FGM: 0
3-Point FGA: 0
FT Made: 1, Monmouth, Lehigh, 2022-23
FT Attempted: 3, Monmouth, 2022-23
Rebounds: 9, Pitt, 2022-23
Off. Rebounds: 5, Pitt, 2022-23
Def. Rebounds: 4, Pitt, Oakland, Northeastern, 2022-23
Assists: 3, Pitt, 2022-23
Steals: 1, Pitt, Cornell, Oakland, at Illinois, Northeastern, Lehigh, 2022-23
Blocks: 1, Pitt, Cornell, Northeastern, 2022-23
Minutes: 27, Pitt, 2022-23

2022-23 BROWN'S GAME-BY-GAME

| Opponent | MP | FG | 3PT | FT | REB | PF | A | T | B | S | TP |
|-------------------|-----|-----|-----|-----|-----|----|---|---|---|---|----|
| LEHIGH | 13 | 3-5 | 0-0 | 1-2 | 3 | 1 | 0 | 0 | 0 | 1 | 7 |
| COLGATE | 2 | 0-0 | 0-0 | 0-0 | 1 | 0 | 0 | 0 | 0 | 0 | 0 |
| NORTHEASTERN | 22 | 2-3 | 0-0 | 0-0 | 4 | 0 | 2 | 0 | 1 | 1 | 4 |
| vs. Richmond | 5 | 1-1 | 0-0 | 0-0 | 2 | 1 | 0 | 0 | 0 | 0 | 2 |
| vs. St. John's | DNP | | | | | | | | | | |
| BRYANT | 4 | 0-0 | 0-0 | 0-0 | 2 | 0 | 1 | 0 | 0 | 0 | 0 |
| at Illinois | 4 | 0-1 | 0-0 | 0-0 | 1 | 0 | 0 | 0 | 0 | 1 | 0 |
| at Notre Dame | DNP | | | | | | | | | | |
| OAKLAND | 16 | 6-7 | 0-0 | 0-0 | 7 | 2 | 1 | 0 | 0 | 1 | 12 |
| GEORGETOWN | DNP | | | | | | | | | | |
| MONMOUTH | 24 | 5-7 | 0-0 | 1-3 | 7 | 2 | 1 | 2 | 0 | 0 | 11 |
| CORNELL | 13 | 2-2 | 0-0 | 0-0 | 4 | 1 | 0 | 0 | 1 | 1 | 4 |
| PITTSBURGH | 27 | 3-6 | 0-0 | 0-2 | 9 | 1 | 3 | 0 | 1 | 1 | 6 |
| BOSTON COLLEGE | 5 | 0-1 | 0-0 | 0-0 | 2 | 0 | 0 | 1 | 0 | 0 | 0 |
| at Louisville | 11 | 0-1 | 0-0 | 0-0 | 0 | 0 | 0 | 1 | 0 | 0 | 0 |
| at Virginia | | | | | | | | | | | |
| VIRGINIA TECH | | | | | | | | | | | |
| NOTRE DAME | | | | | | | | | | | |
| at Miami | | | | | | | | | | | |
| at Georgia Tech | | | | | | | | | | | |
| NORTH CAROLINA | | | | | | | | | | | |
| at Virginia Tech | | | | | | | | | | | |
| VIRGINIA | | | | | | | | | | | |
| at Boston College | | | | | | | | | | | |
| at Florida State | | | | | | | | | | | |
| NC STATE | | | | | | | | | | | |
| DUKE | | | | | | | | | | | |
| at Clemson | | | | | | | | | | | |
| at Pittsburgh | | | | | | | | | | | |
| GEORGIA TECH | | | | | | | | | | | |
| WAKE FOREST | | | | | | | | | | | |
| *started | | | | | | | | | | | |

BROWN'S CAREER STATISTICS

| Year | TOTAL | | | | | 3-PTS | | | REBOUNDS | | | | | | | | | | | | | | |
|---------|-------|----|----|-----|------|-------|------|------|----------|-----|------|----|----|-----|-----|----|----|---|----|-----|-----|-----|-----|
| | G | GS | FG | FGA | Pct | 3FG | 3FGA | Pct | FT | FTA | Pct | O | D | Tot | Avg | PF | FO | A | TO | Blk | Stl | Pts | Avg |
| 2022-23 | 12 | 0 | 22 | 34 | .647 | 0 | 0 | .000 | 2 | 7 | .286 | 17 | 25 | 42 | 3.5 | 8 | 0 | 8 | 4 | 3 | 6 | 46 | 3.8 |
| Total | 12 | 0 | 22 | 34 | .647 | 0 | 0 | .000 | 2 | 7 | .286 | 17 | 25 | 42 | 3.5 | 8 | 0 | 8 | 4 | 3 | 6 | 46 | 3.8 |



PETER CAREY

Center • 6-11 • 200 • Freshman
Sunderland, Mass. • Frontier Regional School
Northfield Mt. Hermon High School

23

- Carey made his Orange debut in the 2022-23 campaign opener against Lehigh.
- He recorded one block and one rebound in four minutes against Lehigh.
- Carey grabbed two rebounds in nine minutes of work versus Bryant.
- He played AAU Basketball with the New York Lightning Select.
- Carey was a four-sport athlete in high school, in addition to basketball, he ran cross country and track, along with baseball.

CAREY'S SEASON AND CAREER HIGHS

Points: 0
FG Made: 0
FG Attempted: 0
3-Point FGM: 0
3-Point FGA: 0
FT Made: 0
FT Attempted: 0
Rebounds: 2, Bryant, 2022-23
Off. Rebounds: 0
Def. Rebounds: 2, Bryant, 2022-23
Assists: 1, Northeastern, 2022-23
Steals: 0
Blocks: 1, Lehigh, 2022-23
Minutes: 9, Bryant, 2022-23

2022-23 CAREY'S GAME-BY-GAME

| Opponent | MP | FG | 3PT | FT | REB | PF | A | T | B | S | TP |
|-------------------|-----|-----|-----|-----|-----|----|---|---|---|---|----|
| LEHIGH | 4 | 0-0 | 0-0 | 0-0 | 1 | 1 | 0 | 0 | 1 | 0 | 0 |
| COLGATE | DNP | | | | | | | | | | |
| NORTHEASTERN | 7 | 0-0 | 0-0 | 0-0 | 0 | 3 | 1 | 0 | 0 | 0 | 0 |
| vs. Richmond | DNP | | | | | | | | | | |
| vs. St. John's | DNP | | | | | | | | | | |
| BRYANT | 9 | 0-0 | 0-0 | 0-0 | 2 | 3 | 0 | 0 | 0 | 0 | 0 |
| at Illinois | DNP | | | | | | | | | | |
| at Notre Dame | DNP | | | | | | | | | | |
| OAKLAND | DNP | | | | | | | | | | |
| GEORGETOWN | DNP | | | | | | | | | | |
| MONMOUTH | DNP | | | | | | | | | | |
| CORNELL | DNP | | | | | | | | | | |
| PITTSBURGH | DNP | | | | | | | | | | |
| BOSTON COLLEGE | DNP | | | | | | | | | | |
| at Louisville | DNP | | | | | | | | | | |
| at Virginia | | | | | | | | | | | |
| VIRGINIA TECH | | | | | | | | | | | |
| NOTRE DAME | | | | | | | | | | | |
| at Miami | | | | | | | | | | | |
| at Georgia Tech | | | | | | | | | | | |
| NORTH CAROLINA | | | | | | | | | | | |
| at Virginia Tech | | | | | | | | | | | |
| VIRGINIA | | | | | | | | | | | |
| at Boston College | | | | | | | | | | | |
| at Florida State | | | | | | | | | | | |
| NC STATE | | | | | | | | | | | |
| DUKE | | | | | | | | | | | |
| at Clemson | | | | | | | | | | | |
| at Pittsburgh | | | | | | | | | | | |
| GEORGIA TECH | | | | | | | | | | | |
| WAKE FOREST | | | | | | | | | | | |
| *started | | | | | | | | | | | |

CAREY'S CAREER STATISTICS

| Year | G GS | | TOTAL | | | 3-PTS | | | | | | REBOUNDS | | | | | | | | | |
|---------|------|---|-------|-----|------|-------|------|------|----|-----|------|----------|---|-----|-----|----|----|---|----|-----|-----|
| | | | FG | FGA | Pct | 3FG | 3FGA | Pct | FT | FTA | Pct | O | D | Tot | Avg | PF | FO | A | TO | Blk | Stl |
| 2022-23 | 3 | 0 | 0 | 0 | .000 | 0 | 0 | .000 | 0 | 0 | .000 | 0 | 3 | 3 | 1.0 | 7 | 0 | 1 | 0 | 1 | 0 |
| Total | 3 | 0 | 0 | 0 | .000 | 0 | 0 | .000 | 0 | 0 | .000 | 0 | 3 | 3 | 1.0 | 7 | 0 | 1 | 0 | 1 | 0 |



QUADIR COPELAND

Guard • 6-6 • 203 • Freshman

Philadelphia, Pa. • Gettysburg High School
Life Center Academy, N.J. • IMG Academy (Fla.)

24

- He has seen court time in 11-of-15 contests.
- He contributed six points in his first collegiate appearance against Lehigh.
- He had five rebounds when the Orange defeated Northeastern..
- Copeland had a personal-high two steals against Oakland.
- He logged a season-best 10 points and matched a previous high of five boards in 12 minutes of action against Pitt.
- At IMG Academy, he was teammates with fellow SU guard Justin Taylor.

COPELAND'S SEASON AND CAREER HIGHS

Points: 10, Pitt, 2022-23
FG Made: 4, Pitt, 2022-23
FG Attempted: 6, Oakland, 2022-23
3-Point FGM: 1, Pitt, 2022-23
3-Point FGA: 2, Pitt, 2022-23
FT Made: 2, Lehigh, 2022-23
FT Attempted: 2, Boston College, Lehigh, 2022-23
Rebounds: 5, Pitt, Northeastern, 2022-23
Off. Rebounds: 4, Pitt, 2022-23
Def. Rebounds: 4, Northeastern, 2022-23
Assists: 1, Boston College, Illinois, vs St. John's, Lehigh, 2022-23
Steals: 2, Boston College, Oakland, 2022-23
Blocks: 2, Pitt, 2022-23
Minutes: 13, Northeastern, 2022-23

2022-23 COPELAND'S GAME-BY-GAME

| Opponent | MP | FG | 3PT | FT | REB | PF | A | T | B | S | TP |
|-------------------|-----|-----|-----|-----|-----|----|---|---|---|---|----|
| LEHIGH | 11 | 2-2 | 0-0 | 2-2 | 2 | 2 | 1 | 3 | 0 | 0 | 6 |
| COLGATE | 12 | 0-1 | 0-0 | 0-0 | 1 | 0 | 0 | 0 | 0 | 1 | 0 |
| NORTHEASTERN | 13 | 1-1 | 0-0 | 0-0 | 5 | 3 | 0 | 2 | 0 | 0 | 2 |
| vs. Richmond | DNP | | | | | | | | | | |
| vs. St. John's | 8 | 0-1 | 0-1 | 0-0 | 1 | 1 | 1 | 0 | 0 | 0 | 0 |
| BRYANT | 1 | 0-0 | 0-0 | 0-0 | 0 | 0 | 0 | 0 | 0 | 0 | 0 |
| at Illinois | 3 | 0-0 | 0-0 | 0-0 | 0 | 0 | 1 | 1 | 0 | 0 | 0 |
| at Notre Dame | DNP | | | | | | | | | | |
| OAKLAND | 11 | 1-6 | 0-1 | 0-0 | 0 | 1 | 0 | 2 | 0 | 2 | 2 |
| GEORGETOWN | DNP | | | | | | | | | | |
| MONMOUTH | 3 | 0-1 | 0-0 | 0-0 | 1 | 1 | 0 | 0 | 0 | 0 | 0 |
| CORNELL | 4 | 1-1 | 0-0 | 0-0 | 1 | 0 | 0 | 1 | 0 | 0 | 2 |
| PITTSBURGH | 12 | 4-5 | 1-2 | 1-1 | 5 | 2 | 0 | 0 | 2 | 1 | 10 |
| BOSTON COLLEGE | 7 | 0-1 | 0-0 | 1-2 | 1 | 1 | 1 | 1 | 0 | 2 | 1 |
| at Louisville | DNP | | | | | | | | | | |
| at Virginia | | | | | | | | | | | |
| VIRGINIA TECH | | | | | | | | | | | |
| NOTRE DAME | | | | | | | | | | | |
| at Miami | | | | | | | | | | | |
| at Georgia Tech | | | | | | | | | | | |
| NORTH CAROLINA | | | | | | | | | | | |
| at Virginia Tech | | | | | | | | | | | |
| VIRGINIA | | | | | | | | | | | |
| at Boston College | | | | | | | | | | | |
| at Florida State | | | | | | | | | | | |
| NC STATE | | | | | | | | | | | |
| DUKE | | | | | | | | | | | |
| at Clemson | | | | | | | | | | | |
| at Pittsburgh | | | | | | | | | | | |
| GEORGIA TECH | | | | | | | | | | | |
| WAKE FOREST | | | | | | | | | | | |
| *started | | | | | | | | | | | |

COPELAND'S CAREER STATISTICS

| Year | TOTAL | | | | 3-PTS | | | | REBOUNDS | | | | | | | | | | | | | | |
|---------|-------|----|----|-----|-------|-----|------|------|----------|-----|------|---|----|-----|-----|----|----|---|----|-----|-----|-----|-----|
| | G | GS | FG | FGA | Pct | 3FG | 3FGA | Pct | FT | FTA | Pct | O | D | Tot | Avg | PF | FO | A | TO | Blk | Stl | Pts | Avg |
| 2022-23 | 11 | 0 | 9 | 19 | .474 | 1 | 4 | .250 | 4 | 5 | .800 | 7 | 10 | 17 | 1.5 | 11 | 0 | 4 | 10 | 2 | 6 | 23 | 2.1 |
| Total | 11 | 0 | 9 | 19 | .474 | 1 | 4 | .250 | 4 | 5 | .800 | 7 | 10 | 17 | 1.5 | 11 | 0 | 4 | 10 | 2 | 6 | 23 | 2.1 |



JESSE EDWARDS

Center • 6-11 • 230 • Senior

Amsterdam, Netherlands • IMG Academy (Fla.)

14

- Edwards is averaging a double-double this season (13.9 ppg.-10.9 rpg.).
- Edwards posted three consecutive games of 16 or more rebounds against Bryant, Illinois and Notre Dame.
- Edwards recorded his seventh double-double of the season by producing 12 points and 11 boards versus Louisville.
- He matched a season-high of six blocks against Richmond and Pitt.
- He leads the ACC in blocks per game (3.07), and field goal percentage (.617).

EDWARDS' SEASON HIGHS

Points: 22, at Notre Dame, 2022-23
FG Made: 10, Georgetown, at Notre Dame, 2022-23
FG Attempted: 15, at Notre Dame, 2022-23
3-Point FGM: 0
3-Point FGA: 0
FT Made: 8, Lehigh, 2022-23
FT Attempted: 10, Lehigh, 2022-23
Rebounds: 21, Bryant, 2022-23
Off. Rebounds: 8, Bryant, 2022-23
Def. Rebounds: 13, at Illinois, Bryant, 2022-23
Assists: 3, Georgetown, at Illinois, 2022-23
Steals: 4, Monmouth, 2022-23
Blocks: 6, Pitt, vs Richmond, 2022-23
Minutes: 40, at Notre Dame, 2022-23

EDWARDS' CAREER HIGHS

Points: 22, at Notre Dame, 2022-23; at Miami, 2021-22
FG Made: 10, Georgetown, at Notre Dame, 2022-23; at Miami, 2021-22
FG Attempted: 15, at Notre Dame, 2021-22
3-Point FGM: 0
3-Point FGA: 0
FT Made: 8, Lehigh, 2022-23; vs Villanova, 2021-22
FT Attempted: 15, vs Villanova, 2021-22
Rebounds: 21, Bryant, 2022-23
Off. Rebounds: 8, Bryant, 2022-23
Def. Rebounds: 13, at Illinois, Bryant, 2022-23
Assists: 3, Georgetown, at Illinois, 2022-23; Louisville, 2021-22
Steals: 5, Indiana, 2021-22
Blocks: 7, at Miami, 2021-22
Minutes: 40, at Notre Dame, 2022-23

2022-23 EDWARDS' GAME-BY-GAME

| Opponent | MP | FG | 3PT | FT | REB | PF | A | T | B | S | TP |
|-------------------|----|-------|-----|------|-----|----|---|---|---|---|----|
| LEHIGH* | 28 | 5-8 | 0-0 | 8-10 | 11 | 1 | 1 | 0 | 4 | 2 | 18 |
| COLGATE* | 34 | 3-6 | 0-0 | 4-6 | 8 | 1 | 1 | 3 | 5 | 0 | 10 |
| NORTHEASTERN* | 24 | 8-10 | 0-0 | 3-3 | 7 | 1 | 0 | 2 | 0 | 1 | 19 |
| vs. Richmond* | 31 | 4-6 | 0-0 | 2-4 | 8 | 3 | 1 | 1 | 6 | 2 | 10 |
| vs. St. John's* | 26 | 6-8 | 0-0 | 6-6 | 8 | 4 | 0 | 0 | 0 | 1 | 18 |
| BRYANT* | 31 | 5-9 | 0-0 | 2-5 | 21 | 5 | 2 | 2 | 2 | 0 | 12 |
| at Illinois* | 32 | 3-9 | 0-0 | 3-6 | 17 | 5 | 3 | 4 | 3 | 2 | 9 |
| at Notre Dame* | 40 | 10-15 | 0-0 | 2-2 | 16 | 0 | 1 | 3 | 0 | 1 | 22 |
| OAKLAND* | 23 | 9-9 | 0-0 | 0-0 | 7 | 1 | 0 | 2 | 2 | 1 | 18 |
| GEORGETOWN* | 32 | 10-14 | 0-0 | 0-0 | 11 | 3 | 3 | 1 | 5 | 0 | 20 |
| MONMOUTH* | 39 | 3-7 | 0-0 | 6-9 | 10 | 2 | 1 | 2 | 4 | 4 | 12 |
| CORNELL* | 27 | 5-6 | 0-0 | 1-2 | 12 | 1 | 1 | 2 | 5 | 1 | 11 |
| PITTSBURGH* | 33 | 4-8 | 0-0 | 0-1 | 9 | 5 | 2 | 4 | 6 | 0 | 8 |
| BOSTON COLLEGE* | 25 | 3-8 | 0-0 | 4-4 | 8 | 4 | 1 | 0 | 0 | 1 | 10 |
| at Louisville* | 32 | 4-10 | 0-0 | 4-8 | 11 | 3 | 0 | 0 | 4 | 2 | 12 |
| at Virginia | | | | | | | | | | | |
| VIRGINIA TECH | | | | | | | | | | | |
| NOTRE DAME | | | | | | | | | | | |
| at Miami | | | | | | | | | | | |
| at Georgia Tech | | | | | | | | | | | |
| NORTH CAROLINA | | | | | | | | | | | |
| at Virginia Tech | | | | | | | | | | | |
| VIRGINIA | | | | | | | | | | | |
| at Boston College | | | | | | | | | | | |
| at Florida State | | | | | | | | | | | |
| NC STATE | | | | | | | | | | | |
| DUKE | | | | | | | | | | | |
| at Clemson | | | | | | | | | | | |
| at Pittsburgh | | | | | | | | | | | |
| GEORGIA TECH | | | | | | | | | | | |
| WAKE FOREST | | | | | | | | | | | |
| *started | | | | | | | | | | | |

EDWARDS' CAREER vs VIRGINIA

| | TOTAL | | | | | 3-PTS | | | REBOUNDS | | | | | | | | | | | | | | |
|-----------|-------|----|----|-----|-------|-------|------|------|----------|-----|------|---|---|-----|-----|----|----|---|----|-----|-----|-----|-----|
| Date | G | GS | FG | FGA | Pct | 3FG | 3FGA | Pct | FT | FTA | Pct | O | D | Tot | Avg | PF | FO | A | TO | Blk | Stl | Pts | Avg |
| 11/6/2019 | 1 | 0 | 1 | 1 | 1.000 | 0 | 0 | .000 | 0 | 0 | .000 | 0 | 1 | 1 | 1.0 | 0 | 0 | 0 | 0 | 1 | 0 | 2 | 2.0 |
| 1/11/2020 | 1 | 0 | 0 | 0 | .000 | 0 | 0 | .000 | 0 | 0 | .000 | 0 | 0 | 0 | 0.0 | 0 | 0 | 0 | 0 | 0 | 0 | 0 | 0.0 |
| 3/11/2021 | 1 | 0 | 0 | 2 | .000 | 0 | 0 | .000 | 0 | 0 | .000 | 0 | 1 | 1 | 1.0 | 0 | 0 | 0 | 0 | 0 | 0 | 0 | 0.0 |
| 1/1/2022 | 1 | 1 | 3 | 5 | .600 | 0 | 0 | .000 | 3 | 4 | .750 | 4 | 0 | 4 | 4.0 | 5 | 1 | 0 | 2 | 5 | 0 | 9 | 9.0 |
| Total | 4 | 1 | 4 | 8 | .500 | 0 | 0 | .000 | 3 | 4 | .750 | 4 | 2 | 6 | 1.5 | 5 | 1 | 0 | 2 | 6 | 0 | 11 | 2.8 |

NCAA REBOUND AVERAGE

includes games of Jan 5

| Player, School | GP | PPG |
|------------------------------------|-----------|-------------|
| 1. Oscar Tshiebwe, Kentucky | 12 | 13.8 |
| 2. Zach Edey, Purdue | 14 | 13.2 |
| 3. Joel Soriano, St. John's (NY) | 16 | 12.2 |
| 4. Armando Bacot, North Carolina | 14 | 11.1 |
| 5. Jesse Edwards, Syracuse | 15 | 10.9 |
| 6. Micah Handlogten, Marshall | 16 | 10.8 |
| 7. Clarence Daniels, New Hampshire | 14 | 10.7 |
| 8. Essam Mostafa, Coastal Carolina | 14 | 10.6 |
| 9. Enrique Freeman, Akron | 14 | 10.4 |
| 10. Callum McRae, Sacramento St. | 15 | 10.3 |


NCAA BLOCKS AVERAGE

includes games of Jan 5

| Player, School | GP | PPG |
|---------------------------------------|-----------|-------------|
| 1. Jamarion Sharp, Western Ky. | 14 | 4.36 |
| 2. Connor Vanover, Oral Roberts | 14 | 3.71 |
| 3. Liam Robbins, Vanderbilt | 14 | 3.07 |
| 4. Jesse Edwards, Syracuse | 15 | 3.07 |
| 5. Aziz Bandaogo, Utah Valley | 16 | 2.75 |
| 6. Trayce Jackson-Davis, Indiana | 11 | 2.73 |
| 7. Colin Castleton, Florida | 14 | 2.71 |
| Moussa Cisse, Oklahoma St. | 14 | 2.71 |
| 9. Joshua Morgan, Southern California | 16 | 2.69 |
| 10. Drew Pember, UNC Asheville | 16 | 2.62 |

EDWARDS' CAREER STATISTICS

| | TOTAL | | | | | 3-PTS | | | REBOUNDS | | | | | | | | | | | | | | |
|---------|-------|----|-----|-----|------|-------|------|------|----------|-----|------|-----|-----|-----|------|-----|----|----|----|-----|-----|-----|------|
| Year | G | GS | FG | FGA | Pct | 3FG | 3FGA | Pct | FT | FTA | Pct | O | D | Tot | Avg | PF | FO | A | TO | Blk | Stl | Pts | Avg |
| 2019-20 | 21 | 0 | 19 | 24 | .792 | 0 | 0 | .000 | 12 | 19 | .632 | 11 | 24 | 35 | 1.7 | 21 | 0 | 0 | 6 | 10 | 4 | 50 | 2.4 |
| 2020-21 | 18 | 0 | 12 | 26 | .462 | 0 | 0 | .000 | 10 | 14 | .714 | 16 | 31 | 47 | 2.6 | 30 | 1 | 0 | 6 | 8 | 6 | 34 | 1.9 |
| 2021-22 | 24 | 24 | 114 | 164 | .695 | 0 | 0 | .000 | 61 | 102 | .598 | 60 | 97 | 157 | 6.5 | 90 | 11 | 25 | 30 | 67 | 27 | 289 | 12.0 |
| 2022-23 | 15 | 15 | 82 | 133 | .617 | 0 | 0 | .000 | 45 | 66 | .682 | 46 | 118 | 164 | 10.9 | 39 | 3 | 17 | 26 | 46 | 18 | 209 | 13.9 |
| Total | 78 | 39 | 227 | 347 | .654 | 0 | 0 | .000 | 128 | 201 | .637 | 133 | 270 | 403 | 5.2 | 180 | 15 | 42 | 68 | 131 | 55 | 582 | 7.5 |



JOSEPH GIRARD III

Guard • 6-1 • 190 • Senior
Glens Falls, N.Y. • Glens Falls

- Girard has averaged 19.5 points per game over his last eight contests.
- Girard was named to the 2023 Jerry West Award Preseason Watch List.
- He converted a season-best five 3-pointers against Northeastern.
- His career-high 31-point spree led the Orange to victory versus Richmond.
- Girard made his 100th straight start in the outing with Oakland.
- He grabbed a season-high seven boards in the road win against Louisville.
- Girard is currently 33rd on the Syracuse all-time career scoring list with 1,376 points.

GIRARD III'S SEASON HIGHS

Points: 31, vs Richmond, 2022-23
FG Made: 12, vs Richmond, 2022-23
FG Attempted: 24, vs Richmond, 2022-23
3-Point FGM: 5, Northeastern, 2022-23
3-Point FGA: 12, Colgate, 2022-23
FT Made: 10, at Louisville, 2022-23
FT Attempted: 11, at Louisville, 2022-23
Rebounds: 7, at Louisville, 2022-23
Off. Rebounds: 1, vs Richmond, Northeastern, Colgate, 2022-23
Def. Rebounds: 7, at Louisville, 2022-23
Assists: 6, Oakland, 2022-23
Steals: 2, at Louisville, at Notre Dame, Colgate, 2022-23
Blocks: 0
Minutes: 42, vs Richmond, 2022-23

GIRARD III'S CAREER HIGHS

Points: 31, vs Richmond, 2022-23
FG Made: 12, vs Richmond, 2022-23
FG Attempted: 24, vs Richmond, 2022-23
3-Point FGM: 7, at Miami, 2021-22
3-Point FGA: 12, Colgate, 2022-23; at Miami, 2021-22; Rider, 2020-21; at Florida State, 2019-20
FT Made: 11, NC State, 2019-20
FT Attempted: 12, NC State, 2019-20
Rebounds: 9, at Notre Dame, 2019-20
Off. Rebounds: 3, at Notre Dame, 2019-20
Def. Rebounds: 7, at Florida State, 2019-20
Assists: 10, at NC State, 2021-22
Steals: 6, Northeastern, 2020-21
Blocks: 1, at Miami, 2021-22, Rider, NC State, 2020-21; Bucknell, Notre Dame, at Louisville, 2019-20
Minutes: 45, at North Carolina, 2021-22

2022-23 GIRARD III'S GAME-BY-GAME

| Opponent | MP | FG | 3PT | FT | REB | PF | A | T | B | S | TP |
|-------------------|----|-------|------|-------|-----|----|---|---|---|---|----|
| LEHIGH* | 25 | 5-10 | 4-6 | 5-5 | 2 | 1 | 4 | 3 | 0 | 0 | 19 |
| COLGATE* | 33 | 4-15 | 4-12 | 2-2 | 3 | 1 | 1 | 3 | 0 | 2 | 14 |
| NORTHEASTERN* | 27 | 8-18 | 5-9 | 0-1 | 1 | 1 | 3 | 3 | 0 | 1 | 21 |
| vs. Richmond* | 42 | 12-24 | 4-11 | 3-5 | 4 | 1 | 2 | 2 | 0 | 0 | 31 |
| vs. St. John's* | 38 | 1-10 | 0-4 | 2-3 | 3 | 0 | 4 | 3 | 0 | 1 | 4 |
| BRYANT* | 36 | 1-12 | 1-8 | 2-2 | 4 | 1 | 2 | 1 | 0 | 1 | 5 |
| at Illinois* | 20 | 0-3 | 0-1 | 0-0 | 2 | 0 | 0 | 1 | 0 | 0 | 0 |
| at Notre Dame* | 37 | 9-18 | 2-10 | 0-0 | 2 | 4 | 2 | 0 | 0 | 2 | 20 |
| OAKLAND* | 23 | 7-10 | 4-7 | 0-0 | 1 | 2 | 6 | 2 | 0 | 1 | 18 |
| GEORGETOWN* | 37 | 5-13 | 2-8 | 3-3 | 4 | 1 | 1 | 1 | 0 | 0 | 15 |
| MONMOUTH* | 38 | 6-15 | 4-10 | 0-0 | 2 | 0 | 3 | 2 | 0 | 1 | 16 |
| CORNELL* | 36 | 5-12 | 3-7 | 6-6 | 3 | 0 | 4 | 3 | 0 | 1 | 19 |
| PITTSBURGH* | 33 | 5-11 | 3-7 | 3-3 | 2 | 4 | 5 | 3 | 0 | 1 | 16 |
| BOSTON COLLEGE* | 39 | 8-19 | 4-10 | 4-5 | 3 | 1 | 4 | 3 | 0 | 1 | 24 |
| at Louisville* | 40 | 7-18 | 4-8 | 10-11 | 7 | 3 | 4 | 5 | 0 | 2 | 28 |
| at Virginia | | | | | | | | | | | |
| VIRGINIA TECH | | | | | | | | | | | |
| NOTRE DAME | | | | | | | | | | | |
| at Miami | | | | | | | | | | | |
| at Georgia Tech | | | | | | | | | | | |
| NORTH CAROLINA | | | | | | | | | | | |
| at Virginia Tech | | | | | | | | | | | |
| VIRGINIA | | | | | | | | | | | |
| at Boston College | | | | | | | | | | | |
| at Florida State | | | | | | | | | | | |
| NC STATE | | | | | | | | | | | |
| DUKE | | | | | | | | | | | |
| at Clemson | | | | | | | | | | | |
| at Pittsburgh | | | | | | | | | | | |
| GEORGIA TECH | | | | | | | | | | | |
| WAKE FOREST | | | | | | | | | | | |
| *started | | | | | | | | | | | |

GIRARD III'S CAREER vs VIRGINIA

| Date | G | GS | TOTAL | | | 3-PTS | | | FT | FTA | Pct | REBOUNDS | | | | PF | FO | A | TO | Blk | Stl | Pts | Avg |
|--------------|----------|----------|-----------|-----------|-------------|-----------|-----------|-------------|----------|----------|--------------|----------|-----------|-----------|------------|----------|----------|-----------|----------|----------|----------|-----------|------------|
| | | | FG | FGA | Pct | 3FG | 3FGA | Pct | | | | O | D | Tot | Avg | | | | | | | | |
| 11/6/2019 | 1 | 0 | 1 | 6 | .167 | 1 | 4 | .250 | 0 | 0 | .000 | 0 | 0 | 0 | 0.0 | 1 | 0 | 2 | 2 | 0 | 0 | 3 | 3.0 |
| 1/11/2020 | 1 | 1 | 5 | 14 | .357 | 5 | 11 | .455 | 4 | 4 | 1.000 | 0 | 6 | 6 | 6.0 | 4 | 0 | 3 | 3 | 0 | 2 | 19 | 19.0 |
| 1/25/2021 | 1 | 1 | 3 | 7 | .429 | 2 | 6 | .333 | 0 | 0 | .000 | 0 | 1 | 1 | 1.0 | 0 | 0 | 2 | 2 | 0 | 0 | 8 | 8.0 |
| 3/11/2021 | 1 | 1 | 1 | 8 | .125 | 1 | 5 | .200 | 0 | 0 | .000 | 2 | 4 | 6 | 6.0 | 0 | 0 | 4 | 1 | 0 | 3 | 3 | 3.0 |
| 1/1/2022 | 1 | 1 | 1 | 5 | .200 | 1 | 4 | .250 | 0 | 0 | .000 | 0 | 1 | 1 | 1.0 | 2 | 0 | 3 | 1 | 0 | 2 | 3 | 3.0 |
| Total | 5 | 4 | 11 | 40 | .275 | 10 | 30 | .333 | 4 | 4 | 1.000 | 2 | 12 | 14 | 2.8 | 7 | 0 | 14 | 9 | 0 | 7 | 36 | 7.2 |

CAREER 3FGM

Includes Louisville Game

| Name | Games | 3FG-3FGA | Years |
|-----------------------------|------------|----------------|--------------|
| 1. Gerry McNamara | 135 | 400-1,131 | 2002-06 |
| 2. Buddy Boeheim | 121 | 309-854 | 2018-22 |
| 3. Andy Rautins | 127 | 282-754 | 2005-10 |
| 4. Trevor Cooney | 141 | 281-835 | 2012-16 |
| 5. Joseph Girard III | 108 | 253-706 | 2019- |
| 6. Preston Shumpert | 134 | 249-659 | 1998-02 |
| 7. Eric Devendorf | 116 | 208-550 | 2005-09 |
| 8. Demetris Nichols | 123 | 205-573 | 2003-07 |
| 9. Lawrence Moten | 121 | 197-624 | 1991-95 |
| 10. Marius Janulis | 114 | 190-476 | 1994-98 |

CAREER FT PCT.

Includes Louisville Game

| Name | FTM-FTA | Pct. | Years |
|-----------------------------|----------------|-------------|--------------|
| 1. Gerry McNamara | 435-490 | .888 | 2002-06 |
| 2. Joseph Girard III | 245-283 | .866 | 2019- |
| 3. Rich Cornwall | 217-252 | .861 | 1965-68 |
| 4. Jim Lee | 243-283 | .858 | 1972-75 |
| 5. Buddy Boeheim | 210-254 | .827 | 2018-22 |
| 6. Greg Kohls | 388-471 | .824 | 1969-72 |
| 7. John Suder | 146-179 | .816 | 1967-70 |
| 8. Marius Janulis | 125-154 | .812 | 1994-98 |
| 9. Marty Headd | 163-201 | .811 | 1977-81 |
| 10. Tyler Lydon | 169-209 | .809 | 2015-17 |

THE BASKETBALL HALL OF FAME



The Basketball Hall of Fame Shooting Guard of the Year Award recognizes the top shooting guards in division I men's college basketball. A national committee of top college basketball personnel determined the original watch list of 20 candidates, which included Syracuse senior **Joseph Girard III**.

2023 JERRY WEST AWARD WATCH LIST

Nick Smith Jr., Arkansas
Adam Flagler, Baylor
Charles Pride, Bryant University
Tyrese Proctor, Duke
Rasir Bolton, Gonzaga
Malachi Smith, Gonzaga
Marcus Sasser, Houston
Terrence Shannon Jr., Illinois
Kevin McCullar Jr., Kansas
Cason Wallace, Kentucky
Antonio Reeves, Kentucky
Taevion Kinsey, Marshall
Isaiah Wong, Miami
Isiah Mosley, Missouri
Terquavion Smith, NC State
Dane Goodwin, Notre Dame
Matt Bradley, San Diego State
Joseph Girard III, Syracuse
Santiago Vescovi, Tennessee
Amari Bailey, UCLA

1,000 CAREER POINTS

| No. | Player | Points | Avg. | Years |
|-----|-----------------------|--------------|-------------|--------------|
| 1. | Lawrence Moten | 2,334 | 19.3 | 1991-95 |
| 2. | Derrick Coleman | 2,143 | 15.0 | 1986-90 |
| 3. | John Wallace | 2,119 | 16.7 | 1992-96 |
| 4. | Gerry McNamara | 2,099 | 15.5 | 2002-06 |
| 5. | Hakim Warrick | 2,073 | 15.4 | 2001-05 |
| 6. | Sherman Douglas | 2,060 | 14.9 | 1985-89 |
| 7. | Stephen Thompson | 1,956 | 13.6 | 1986-90 |
| 8. | Preston Shumpert | 1,907 | 14.2 | 1998-02 |
| 9. | Dave Bing | 1,883 | 24.8 | 1963-66 |
| 10. | Rafael Addison | 1,876 | 14.9 | 1982-86 |
| 11. | Erich Santifer | 1,845 | 14.9 | 1979-83 |
| 12. | Billy Owens | 1,840 | 17.9 | 1988-91 |
| 13. | Buddy Boeheim | 1,765 | 14.6 | 2018-22 |
| 14. | Rony Seikaly | 1,716 | 12.6 | 1984-88 |
| 15. | Eric Devendorf | 1,680 | 14.5 | 2005-09 |
| 16. | C.J. Fair | 1,660 | 11.6 | 2010-14 |
| 17. | Tyus Battle | 1,647 | 16.0 | 2016-19 |
| 18. | Dave Johnson | 1,614 | 12.2 | 1988-92 |
| 19. | Brandon Triche | 1,564 | 10.6 | 2009-13 |
| 20. | Roosevelt Bouie | 1,560 | 13.2 | 1976-80 |
| | Todd Burgan | 1,560 | 12.5 | 1994-98 |
| 22. | Adrian Autry | 1,538 | 12.7 | 1990-94 |
| 23. | Dennis DuVal | 1,504 | 18.6 | 1971-74 |
| 24. | Jason Hart | 1,503 | 11.4 | 1996-00 |
| 25. | Rudy Hackett | 1,496 | 17.2 | 1972-75 |
| | Dale Shackelford | 1,496 | 12.8 | 1975-79 |
| 27. | D. Washington | 1,490 | 15.7 | 1983-86 |
| 28. | Louis Orr | 1,487 | 12.8 | 1976-80 |
| 29. | Kris Joseph | 1,476 | 10.5 | 2008-12 |
| 30. | Bill Smith | 1,451 | 20.7 | 1968-71 |
| 31. | Trevor Cooney | 1,437 | 10.2 | 2012-16 |
| 32. | Otis Hill | 1,416 | 10.9 | 1993-97 |
| 33. | Joe Girard III | 1,376 | 12.7 | 2019- |
| 34. | Greg Kohls | 1,360 | 19.2 | 1969-72 |
| 35. | Mike Lee | 1,351 | 16.3 | 1970-73 |
| 36. | Billy Gabor | 1,344 | 14.9 | 1942-48 |
| | Demetris Nichols | 1,344 | 10.9 | 2003-07 |
| 38. | Etan Thomas | 1,340 | 11.0 | 1996-00 |
| 39. | Vinnie Cohen | 1,337 | 19.7 | 1954-57 |
| 40. | Tony Bruin | 1,294 | 11.6 | 1979-83 |
| 41. | Scoop Jardine | 1,265 | 9.0 | 2007-12 |
| 42. | Paul Harris | 1,253 | 11.7 | 2006-09 |
| 43. | George Hicker | 1,245 | 16.0 | 1965-68 |
| | Rick Jackson | 1,245 | 8.7 | 2007-11 |
| 45. | Arinze Onuaku | 1,232 | 9.2 | 2005-10 |
| 46. | Damone Brown | 1,230 | 10.9 | 1997-01 |
| 47. | Wendell Alexis | 1,212 | 9.7 | 1982-86 |
| 48. | Jonny Flynn | 1,211 | 16.6 | 2007-09 |
| 49. | Jack Kiley | 1,193 | 15.1 | 1948-51 |
| 50. | Ryan Blackwell | 1,175 | 11.8 | 1997-00 |
| 51. | Jim Lee | 1,165 | 13.4 | 1972-75 |
| 52. | Marty Byrnes | 1,159 | 11.0 | 1974-78 |
| | Marty Headd | 1,159 | 10.9 | 1977-81 |
| 54. | Michael Gbinije | 1,144 | 11.3 | 2013-16 |
| 55. | DeShaun Williams | 1,136 | 11.7 | 1999-02 |
| 56. | Andy Rautins | 1,121 | 8.8 | 2005-10 |
| 57. | James Williams | 1,119 | 11.0 | 1973-77 |
| 58. | Ed Stickel | 1,096 | 11.0 | 1945-49 |
| 59. | Jon Cincebox | 1,087 | 15.8 | 1956-59 |
| 60. | Kueth Duany | 1,084 | 8.5 | 1999-03 |
| 61. | Pete Chudy | 1,079 | 16.1 | 1958-61 |
| 62. | Elijah Hughes | 1,075 | 16.3 | 2018-20 |
| 63. | Vaughn Harper | 1,070 | 13.5 | 1965-68 |
| 64. | Rakeem Christmas | 1,046 | 7.4 | 2011-15 |
| 65. | Leo Rautins | 1,031 | 12.1 | 1980-83 |

GIRARD III'S CAREER STATISTICS

| | TOTAL | | | | | 3-PTS | | | REBOUNDS | | | | | | | | | | | | | | |
|---------|-------|-----|-----|------|------|-------|------|------|----------|-----|------|----|-----|-----|-----|-----|----|-----|-----|-----|-----|------|------|
| Year | G | GS | FG | FGA | Pct | 3FG | 3FGA | Pct | FT | FTA | Pct | O | D | Tot | Avg | PF | FO | A | TO | Blk | Stl | Pts | Avg |
| 2019-20 | 32 | 30 | 122 | 352 | .347 | 70 | 217 | .323 | 84 | 94 | .894 | 5 | 92 | 97 | 3.0 | 47 | 0 | 113 | 60 | 3 | 47 | 398 | 12.4 |
| 2020-21 | 28 | 28 | 92 | 259 | .355 | 50 | 150 | .333 | 39 | 50 | .780 | 6 | 76 | 82 | 2.9 | 34 | 0 | 98 | 59 | 2 | 39 | 273 | 9.8 |
| 2021-22 | 33 | 33 | 142 | 362 | .392 | 89 | 221 | .403 | 82 | 93 | .882 | 11 | 81 | 92 | 2.8 | 42 | 0 | 138 | 92 | 1 | 53 | 455 | 13.8 |
| 2022-23 | 15 | 15 | 83 | 208 | .399 | 44 | 118 | .373 | 40 | 46 | .870 | 3 | 40 | 43 | 2.9 | 20 | 0 | 45 | 35 | 0 | 14 | 250 | 16.7 |
| Total | 108 | 106 | 439 | 1181 | .372 | 253 | 706 | .358 | 245 | 283 | .866 | 25 | 289 | 314 | 2.9 | 143 | 0 | 394 | 246 | 6 | 153 | 1376 | 12.7 |



MOUNIR HIMA

Center • 6-11 • 230 • Sophomore

Tillaberi, Niger • St. Benedict's (N.J.)

St. Mary-Assumption High School (N.J.) • Duquesne

55

- Hima made his Syracuse debut in the 2022-23 season opener against Lehigh.
- He produced a career-high seven blocks and season-best eight boards against St. John's.
- He matched his season-high with four points against St. John's, Illinois and Georgetown.
- Hima had four blocked shots and two boards when SU defeated BC.
- Hima grabbed a personal-high two steals in the victory against Louisville.

HIMA'S SEASON HIGHS

Points: 4, Georgetown, at Illinois, vs St. John's, 2022-23
FG Made: 2, Georgetown, at Illinois, vs St. John's, 2022-23
FG Attempted: 6, vs St. John's, 2022-23
3-Point FGM: 0
3-Point FGA: 0
FT Made: 2, Pitt, 2022-23
FT Attempted: 2, Pitt, 2022-23
Rebounds: 8, vs St. John's, 2022-23
Off. Rebounds: 3, vs St. John's, 2022-23
Def. Rebounds: 5, vs St. John's, 2022-23
Assists: 1, at Louisville, Oakland, 2022-23
Steals: 2, at Louisville, 2022-23
Blocks: 7, vs St. John's, 2022-23
Minutes: 18, vs St. John's, 2022-23

HIMA'S CAREER HIGHS *From Duquesne

Points*: 9, St. Bonaventure, 2021-22
FG Made*: 3, St. Bonaventure, 2021-22
FG Attempted*: 6, vs St. John's, 2022-23; at Rhode Island, 2021-22
3-Point FGM: 0
3-Point FGA: 0
FT Made*: 3, at St. Bonaventure, 2021-22
FT Attempted*: 4, at St. Bonaventure, 2021-22
Rebounds*: 10, Davidson, 2021-22
Off. Rebounds*: 3, vs St. John's, 2022-23; Saint Louis, George Washington, Davidson, La Salle, 2021-22
Def. Rebounds*: 7, Davidson, 2021-22
Assists*: 1, at Louisville, Oakland, 2022-23, *at George Washington, 2021-22
Steals: 2, at Louisville, 2022-23
Blocks: 7, vs St. John's, 2022-23
Minutes*: 31, Davidson, 2021-22

2022-23 HIMA'S GAME-BY-GAME

| Opponent | MP | FG | 3PT | FT | REB | PF | A | T | B | S | TP |
|-------------------|-----|-----|-----|-----|-----|----|---|---|---|---|----|
| LEHIGH | 9 | 1-1 | 0-0 | 0-0 | 2 | 0 | 0 | 0 | 2 | 0 | 2 |
| COLGATE | 6 | 1-1 | 0-0 | 0-0 | 2 | 1 | 0 | 0 | 0 | 0 | 2 |
| NORTHEASTERN | 10 | 0-0 | 0-0 | 0-0 | 2 | 0 | 0 | 0 | 0 | 0 | 0 |
| vs. Richmond | 14 | 0-1 | 0-0 | 0-0 | 1 | 1 | 0 | 0 | 2 | 0 | 0 |
| vs. St. John's | 18 | 2-6 | 0-0 | 0-0 | 8 | 4 | 0 | 1 | 7 | 1 | 4 |
| BRYANT | DNP | | | | | | | | | | |
| at Illinois | 4 | 2-2 | 0-0 | 0-0 | 4 | 2 | 0 | 0 | 0 | 0 | 4 |
| at Notre Dame | DNP | | | | | | | | | | |
| OAKLAND | 9 | 0-1 | 0-0 | 0-0 | 2 | 3 | 1 | 0 | 1 | 0 | 0 |
| GEORGETOWN | 8 | 2-2 | 0-0 | 0-0 | 2 | 1 | 0 | 0 | 3 | 0 | 4 |
| MONMOUTH | 1 | 1-1 | 0-0 | 0-0 | 1 | 0 | 0 | 0 | 0 | 0 | 2 |
| CORNELL | 4 | 0-1 | 0-0 | 0-0 | 0 | 1 | 0 | 0 | 0 | 0 | 0 |
| PITTSBURGH | 7 | 0-2 | 0-0 | 2-2 | 1 | 1 | 0 | 0 | 0 | 0 | 2 |
| BOSTON COLLEGE | 15 | 0-0 | 0-0 | 0-0 | 2 | 4 | 0 | 0 | 4 | 0 | 0 |
| at Louisville | 8 | 0-0 | 0-0 | 0-0 | 2 | 1 | 1 | 1 | 0 | 2 | 0 |
| at Virginia | | | | | | | | | | | |
| VIRGINIA TECH | | | | | | | | | | | |
| NOTRE DAME | | | | | | | | | | | |
| at Miami | | | | | | | | | | | |
| at Georgia Tech | | | | | | | | | | | |
| NORTH CAROLINA | | | | | | | | | | | |
| at Virginia Tech | | | | | | | | | | | |
| VIRGINIA | | | | | | | | | | | |
| at Boston College | | | | | | | | | | | |
| at Florida State | | | | | | | | | | | |
| NC STATE | | | | | | | | | | | |
| DUKE | | | | | | | | | | | |
| at Clemson | | | | | | | | | | | |
| at Pittsburgh | | | | | | | | | | | |
| GEORGIA TECH | | | | | | | | | | | |
| WAKE FOREST | | | | | | | | | | | |
| *started | | | | | | | | | | | |

HIMA'S CAREER STATISTICS

| Year | TOTAL | | | | 3-PTS | | | REBOUNDS | | | | | | | | | | | |
|--------------|-----------|----------|-----------|-----------|-------------|----------|----------|-------------|----------|----------|-------------|-----------|-----------|-----------|------------|-----------|----------|----------|-----------|
| | G | GS | FG | FGA | Pct | 3FG | 3FGA | Pct | FT | FTA | Pct | O | D | Tot | Avg | PF | FO | A | TO |
| 2021-22* | 21 | 5 | 17 | 40 | .425 | 0 | 0 | .000 | 5 | 6 | .833 | 22 | 36 | 58 | 2.8 | 35 | 0 | 1 | 11 |
| 2022-23 | 13 | 0 | 9 | 18 | .500 | 0 | 0 | .000 | 2 | 2 | 1.000 | 15 | 14 | 29 | 2.2 | 19 | 0 | 2 | 2 |
| Total | 34 | 5 | 26 | 58 | .448 | 0 | 0 | .000 | 7 | 8 | .875 | 37 | 50 | 87 | 2.6 | 54 | 0 | 3 | 13 |

*From Duquesne



JUDAH MINTZ

Guard • 6-3 • 172 • Freshman

Washington, D.C. • Gonzaga College High School
Oak Hill Academy

3

- Mintz is tied for fifth among Division I freshmen in points per game (15.8).
- He leads all ACC Freshman in points per game (15.8), steals per game (2.27), and assists per game (4.2)
- Mintz recorded his first double-double against Georgetown (16 points, personal-best 10 assists) while grabbing a career-high five steals.
- Mintz earned ACC Rookie of the Week honors on Dec. 12, Dec. 19 and Jan. 2.
- He matched a personal-best 24-point outing against Monmouth and Pitt.
- He has double-digit points in each of the last seven contests.

MINTZ'S SEASON AND CAREER HIGHS

Points: 24, Pitt, Monmouth, 2022-23
FG Made: 8, Boston College, Northeastern, Colgate, 2022-23
FG Attempted: 17, Pitt, vs St. John's 2022-23
3-Point FGM: 2, Pitt, Colgate, 2022-23
3-Point FGA: 6, Pitt, 2022-23
FT Made: 11, Monmouth, 2022-23
FT Attempted: 12, Pitt, Monmouth, 2022-23
Rebounds: 5, Pitt, Northeastern, 2022-23
Off. Rebounds: 2, vs St. John's 2022-23
Def. Rebounds: 5, Pitt, 2022-23
Assists: 10, Georgetown, 2022-23
Steals: 5, Pitt, Georgetown, 2022-23
Blocks: 1, vs St. John's, vs Richmond, Northeastern, 2022-23
Minutes: 41, vs St. John's 2022-23

2022-23 MINTZ'S GAME-BY-GAME

| Opponent | MP | FG | 3PT | FT | REB | PF | A | T | B | S | TP |
|-------------------|----|------|-----|-------|-----|----|----|---|---|---|----|
| LEHIGH* | 26 | 6-9 | 0-0 | 4-4 | 0 | 1 | 3 | 3 | 0 | 1 | 16 |
| COLGATE* | 37 | 8-16 | 2-4 | 2-3 | 4 | 4 | 2 | 2 | 0 | 2 | 20 |
| NORTHEASTERN* | 27 | 8-13 | 0-1 | 2-5 | 5 | 1 | 5 | 0 | 1 | 1 | 18 |
| vs. Richmond* | 38 | 7-16 | 0-1 | 2-2 | 1 | 1 | 4 | 0 | 1 | 3 | 16 |
| vs. St. John's* | 41 | 7-17 | 0-1 | 6-9 | 2 | 1 | 2 | 6 | 1 | 1 | 20 |
| BRYANT* | 9 | 2-7 | 0-1 | 3-3 | 0 | 3 | 1 | 3 | 0 | 1 | 7 |
| at Illinois* | 34 | 3-16 | 0-2 | 3-6 | 2 | 4 | 5 | 4 | 0 | 0 | 9 |
| at Notre Dame* | 38 | 4-10 | 0-3 | 1-2 | 2 | 3 | 2 | 0 | 0 | 3 | 9 |
| OAKLAND* | 22 | 4-8 | 0-2 | 2-2 | 2 | 0 | 5 | 0 | 0 | 1 | 10 |
| GEORGETOWN* | 31 | 3-9 | 0-1 | 10-11 | 1 | 4 | 10 | 1 | 0 | 5 | 16 |
| MONMOUTH* | 36 | 6-12 | 1-2 | 11-12 | 1 | 0 | 5 | 1 | 0 | 4 | 24 |
| CORNELL* | 31 | 6-16 | 0-3 | 2-2 | 2 | 0 | 4 | 3 | 0 | 3 | 14 |
| PITTSBURGH* | 34 | 7-17 | 2-6 | 8-12 | 5 | 2 | 4 | 2 | 0 | 5 | 24 |
| BOSTON COLLEGE* | 35 | 8-15 | 0-1 | 2-2 | 3 | 2 | 7 | 4 | 0 | 2 | 18 |
| at Louisville* | 40 | 7-15 | 0-1 | 2-2 | 3 | 4 | 4 | 4 | 0 | 2 | 16 |
| at Virginia | | | | | | | | | | | |
| VIRGINIA TECH | | | | | | | | | | | |
| NOTRE DAME | | | | | | | | | | | |
| at Miami | | | | | | | | | | | |
| at Georgia Tech | | | | | | | | | | | |
| NORTH CAROLINA | | | | | | | | | | | |
| at Virginia Tech | | | | | | | | | | | |
| VIRGINIA | | | | | | | | | | | |
| at Boston College | | | | | | | | | | | |
| at Florida State | | | | | | | | | | | |
| NC STATE | | | | | | | | | | | |
| DUKE | | | | | | | | | | | |
| at Clemson | | | | | | | | | | | |
| at Pittsburgh | | | | | | | | | | | |
| GEORGIA TECH | | | | | | | | | | | |
| WAKE FOREST | | | | | | | | | | | |
| *started | | | | | | | | | | | |

NCAA FRESHMAN SCORING

includes games of Jan 5

| Player, School | GP | PPG |
|---------------------------------------|-----------|-------------|
| 1. Brandon Miller, Alabama | 14 | 19.1 |
| 2. Gregory Jackson II, South Carolina | 14 | 16.9 |
| 3. Keyonte George, Baylor | 14 | 16.4 |
| 4. Brice Sensabaugh, Ohio St. | 14 | 16.3 |
| 5. Nate Calmese, Lamar University | 15 | 15.8 |
| Judah Mintz, Syracuse | 15 | 15.8 |
| 7. Jackson Paveletzke, Wofford | 16 | 15.2 |
| 8. Taylor Hendricks, UCF | 15 | 14.6 |
| 9. Gradey Dick, Kansas | 14 | 14.6 |
| Jett Howard, Michigan | 14 | 14.6 |

NCAA FRESHMAN STEALS

includes games of Jan 5

| Player, School | GP | PPG |
|---------------------------------|-----------|-------------|
| 1. Cason Wallace, Kentucky | 14 | 2.29 |
| 2. Judah Mintz, Syracuse | 15 | 2.27 |
| 3. Sincere Malone, Eastern Ill. | 16 | 2.00 |
| 4. Jack Collins, Monmouth | 15 | 2.00 |
| 5. Arturo Dean, FIU | 13 | 2.00 |
| Tamin Lipsey, Iowa St. | 13 | 2.00 |
| 7. Jaden Clayton, Maine | 14 | 1.79 |
| 8. Ja'Kobi Gillespie, Belmont | 16 | 1.75 |
| 9. Anthony Black, Arkansas | 14 | 1.71 |
| Kamron Hobbs, Morgan St. | 14 | 1.71 |



Rookie of the Week (December 12)
 Rookie of the Week (December 19)
 Rookie of the Week (January 2)

MINTZ'S CAREER STATISTICS

| | TOTAL | | | | | 3-PTS | | | REBOUNDS | | | | | | | | | | | | | | |
|---------|-------|----|----|-----|------|-------|------|------|----------|-----|------|---|----|-----|-----|----|----|----|----|-----|-----|-----|------|
| Year | G | GS | FG | FGA | Pct | 3FG | 3FGA | Pct | FT | FTA | Pct | O | D | Tot | Avg | PF | FO | A | TO | Blk | Stl | Pts | Avg |
| 2022-23 | 15 | 15 | 86 | 196 | .439 | 5 | 29 | .172 | 60 | 77 | .779 | 6 | 27 | 33 | 2.2 | 30 | 0 | 63 | 33 | 3 | 34 | 237 | 15.8 |
| Total | 15 | 15 | 86 | 196 | .439 | 5 | 29 | .172 | 60 | 77 | .779 | 6 | 27 | 33 | 2.2 | 30 | 0 | 63 | 33 | 3 | 34 | 237 | 15.8 |



JUSTIN TAYLOR

Guard • 6-6 • 205 • Freshman
Charlottesville, Va. • St. Anne's Bellfield
IMG Academy (Fla.)

5

- Taylor made his Syracuse debut and scored his first career points in the season opener against Lehigh.
- He logged a game-high three steals and four rebounds against Lehigh.
- Taylor recorded a game-leading 25 points versus Bryant.
- He grabbed a personal-best five rebounds at Illinois and Nore Dame.
- Taylor contributed six points and two rebounds versus Boston College.
- Taylor has played 15-or-more minutes in eight of the last 10 games.

TAYLOR'S SEASON AND CAREER HIGHS

Points: 25, Bryant, 2022-23
FG Made: 6, Bryant, 2022-23
FG Attempted: 9, Bryant, 2022-23
3-Point FGM: 3, Bryant, 2022-23
3-Point FGA: 6, Bryant, 2022-23
FT Made: 10, Bryant, 2022-23
FT Attempted: 13, Bryant, 2022-23
Rebounds: 5, at Notre Dame, at Illinois, 2022-23
Off. Rebounds: 1, Bryant, Northeastern, Lehigh, 2022-23
Def. Rebounds: 5, at Notre Dame, at Illinois, 2022-23
Assists: 2, at Notre Dame, 2022-23
Steals: 3, Lehigh, 2022-23
Blocks: 1, Oakland, Northeastern, 2022-23
Minutes: 30, at Notre Dame, 2022-23

2022-23 TAYLOR'S GAME-BY-GAME

| Opponent | MP | FG | 3PT | FT | REB | PF | A | T | B | S | TP |
|-------------------|-----|-----|-----|-------|-----|----|---|---|---|---|----|
| LEHIGH | 21 | 1-7 | 0-1 | 0-0 | 4 | 1 | 0 | 0 | 0 | 3 | 2 |
| COLGATE | 6 | 0-2 | 0-2 | 0-0 | 0 | 0 | 0 | 0 | 0 | 0 | 0 |
| NORTHEASTERN | 14 | 2-4 | 1-2 | 0-0 | 3 | 0 | 1 | 0 | 1 | 1 | 5 |
| vs. Richmond | 12 | 0-1 | 0-0 | 0-0 | 1 | 0 | 1 | 0 | 0 | 0 | 0 |
| vs. St. John's | DNP | | | | | | | | | | |
| BRYANT | 26 | 6-9 | 3-6 | 10-13 | 3 | 4 | 0 | 2 | 0 | 0 | 25 |
| at Illinois | 23 | 2-7 | 2-4 | 0-0 | 5 | 0 | 1 | 1 | 0 | 0 | 6 |
| at Notre Dame | 30 | 2-5 | 1-3 | 0-0 | 5 | 2 | 2 | 0 | 0 | 1 | 5 |
| OAKLAND | 24 | 2-3 | 1-2 | 0-0 | 4 | 0 | 0 | 0 | 1 | 1 | 5 |
| GEORGETOWN | 17 | 0-3 | 0-2 | 0-0 | 0 | 1 | 1 | 0 | 0 | 1 | 0 |
| MONMOUTH | 2 | 0-0 | 0-0 | 0-0 | 0 | 0 | 1 | 0 | 0 | 0 | 0 |
| CORNELL | 7 | 0-0 | 0-0 | 0-0 | 0 | 0 | 1 | 0 | 0 | 0 | 0 |
| PITTSBURGH | 15 | 2-5 | 0-2 | 1-1 | 0 | 0 | 1 | 0 | 0 | 0 | 5 |
| BOSTON COLLEGE | 19 | 2-3 | 2-2 | 0-0 | 2 | 2 | 0 | 0 | 0 | 1 | 6 |
| at Louisville | 21 | 1-3 | 1-3 | 0-0 | 1 | 0 | 1 | 0 | 0 | 2 | 3 |
| at Virginia | | | | | | | | | | | |
| VIRGINIA TECH | | | | | | | | | | | |
| NOTRE DAME | | | | | | | | | | | |
| at Miami | | | | | | | | | | | |
| at Georgia Tech | | | | | | | | | | | |
| NORTH CAROLINA | | | | | | | | | | | |
| at Virginia Tech | | | | | | | | | | | |
| VIRGINIA | | | | | | | | | | | |
| at Boston College | | | | | | | | | | | |
| at Florida State | | | | | | | | | | | |
| NC STATE | | | | | | | | | | | |
| DUKE | | | | | | | | | | | |
| at Clemson | | | | | | | | | | | |
| at Pittsburgh | | | | | | | | | | | |
| GEORGIA TECH | | | | | | | | | | | |
| WAKE FOREST | | | | | | | | | | | |
| *started | | | | | | | | | | | |

TAYLOR'S CAREER STATISTICS

| | TOTAL | | | | | 3-PTS | | | REBOUNDS | | | | | | | | | | | | | | |
|---------|-------|----|----|-----|------|-------|------|------|----------|-----|------|---|----|-----|-----|----|----|----|----|-----|-----|-----|-----|
| Year | G | GS | FG | FGA | Pct | 3FG | 3FGA | Pct | FT | FTA | Pct | O | D | Tot | Avg | PF | FO | A | TO | Blk | Stl | Pts | Avg |
| 2022-23 | 14 | 0 | 20 | 52 | .385 | 11 | 29 | .379 | 11 | 14 | .786 | 3 | 25 | 28 | 2.0 | 10 | 0 | 10 | 3 | 2 | 10 | 62 | 4.4 |
| Total | 14 | 0 | 20 | 52 | .385 | 11 | 29 | .379 | 11 | 14 | .786 | 3 | 25 | 28 | 2.0 | 10 | 0 | 10 | 3 | 2 | 10 | 62 | 4.4 |



SYMIR TORRENCE

Guard • 6-3 • 195 • Senior

Syracuse, N.Y. • Syracuse Academy of Science/
Vermont Academy • Marquette

10

- Torrence logged 10 points in the season-opening victory versus Lehigh.
- He matched a career-high with two steals against Bryant and Colgate.
- Torrence had a personal-best 12-point outing in 13 minutes of action in the win against Oakland.
- He made his initial Syracuse start against Duke in the 2021-22 ACC Tournament and played a career-high 40 minutes.
- Torrence played his first two seasons at Marquette.

TORRENCE'S SEASON HIGHS

Points: 12, Oakland, 2022-23
FG Made: 5, Oakland, 2022-23
FG Attempted: 8, Colgate, 2022-23
3-Point FGM: 2, Oakland, 2022-23
3-Point FGA: 3, Oakland, Colgate, 2022-23
FT Made: 3, Lehigh, 2022-23
FT Attempted: 3, Lehigh, 2022-23
Rebounds: 6, Lehigh, 2022-23
Off. Rebounds: 1, vs St. John's, Colgate, 2022-23
Def. Rebounds: 6, Lehigh, 2022-23
Assists: 5, Oakland, 2022-23
Steals: 2, Bryant, Colgate, 2022-23
Blocks: 1, at Illinois, 2022-23
Minutes: 25, Colgate, 2022-23

TORRENCE'S CAREER HIGHS *From Marquette

Points: 12, Oakland, 2022-23
FG Made: 5, Oakland, 2022-23
FG Attempted: 9 vs. Duke (ACCT), 2021-22
3-Point FGM: 3, Central Arkansas, 2019-20
3-Point FGA: 5, DePaul, 2020-21
FT Made: 4, Eastern Illinois, 2020-21
FT Attempted: 6, Eastern Illinois, 2020-21
Rebounds: 7, Arkansas-Pine Bluff, 2020-21
Off. Rebounds: 4 vs. Duke (ACCT), 2021-22
Def. Rebounds: 7, Arkansas-Pine Bluff, 2020-21
Assists: 11 vs. Duke (ACCT), 2021-22
Steals: 2, Bryant, Colgate, 2022-23, vs. Florida State (ACCT), 2021-22; Central Arkansas, 2019-20
Blocks: 1, at Illinois, 2022-23; vs. Villanova, Cornell, 2021-22; vs. Arkansas-Pine Bluff, 2020-21
Minutes: 40 vs. Duke (ACCT), 2021-22

2022-23 TORRENCE'S GAME-BY-GAME

| Opponent | MP | FG | 3PT | FT | REB | PF | A | T | B | S | TP |
|-------------------|-----|-----|-----|-----|-----|----|---|---|---|---|----|
| LEHIGH | 22 | 3-4 | 1-2 | 3-3 | 6 | 1 | 3 | 2 | 0 | 0 | 10 |
| COLGATE | 25 | 2-8 | 1-3 | 0-0 | 4 | 0 | 4 | 2 | 0 | 2 | 5 |
| NORTHEASTERN | 20 | 0-1 | 0-0 | 0-0 | 0 | 0 | 2 | 3 | 0 | 1 | 0 |
| vs. Richmond | 10 | 0-0 | 0-0 | 0-0 | 0 | 0 | 1 | 1 | 0 | 1 | 0 |
| vs. St. John's | 13 | 0-3 | 0-0 | 0-0 | 2 | 0 | 1 | 0 | 0 | 0 | 0 |
| BRYANT | 20 | 3-6 | 0-2 | 1-1 | 3 | 1 | 3 | 2 | 0 | 2 | 7 |
| at Illinois | 13 | 0-0 | 0-0 | 0-0 | 1 | 2 | 1 | 1 | 1 | 0 | 0 |
| at Notre Dame | 4 | 0-1 | 0-0 | 0-0 | 0 | 0 | 1 | 0 | 0 | 0 | 0 |
| OAKLAND | 13 | 5-6 | 2-3 | 0-0 | 2 | 1 | 5 | 1 | 0 | 1 | 12 |
| GEORGETOWN | 12 | 1-1 | 0-0 | 0-0 | 1 | 0 | 3 | 0 | 0 | 1 | 2 |
| MONMOUTH | 6 | 0-0 | 0-0 | 2-2 | 1 | 0 | 0 | 1 | 0 | 0 | 2 |
| CORNELL | 13 | 1-2 | 1-1 | 0-0 | 3 | 2 | 1 | 0 | 0 | 0 | 3 |
| PITTSBURGH | 13 | 2-3 | 0-1 | 0-2 | 0 | 0 | 0 | 0 | 0 | 0 | 4 |
| BOSTON COLLEGE | 6 | 1-2 | 0-0 | 0-0 | 0 | 0 | 0 | 0 | 0 | 1 | 2 |
| at Louisville | DNP | | | | | | | | | | |
| at Virginia | | | | | | | | | | | |
| VIRGINIA TECH | | | | | | | | | | | |
| NOTRE DAME | | | | | | | | | | | |
| at Miami | | | | | | | | | | | |
| at Georgia Tech | | | | | | | | | | | |
| NORTH CAROLINA | | | | | | | | | | | |
| at Virginia Tech | | | | | | | | | | | |
| VIRGINIA | | | | | | | | | | | |
| at Boston College | | | | | | | | | | | |
| at Florida State | | | | | | | | | | | |
| NC STATE | | | | | | | | | | | |
| DUKE | | | | | | | | | | | |
| at Clemson | | | | | | | | | | | |
| at Pittsburgh | | | | | | | | | | | |
| GEORGIA TECH | | | | | | | | | | | |
| WAKE FOREST | | | | | | | | | | | |

*started

TORRENCE'S CAREER vs VIRGINIA

| Date | TOTAL | | | | | 3-PTS | | | REBOUNDS | | | | | | | | | | | | | | | | | | | |
|----------|-------|----|----|-----|-------|-------|------|------|----------|-----|------|---|---|-----|-----|----|----|---|----|-----|-----|-----|-----|--|--|--|--|--|
| | G | GS | FG | FGA | Pct | 3FG | 3FGA | Pct | FT | FTA | Pct | O | D | Tot | Avg | PF | FO | A | TO | Blk | Stl | Pts | Avg | | | | | |
| 1/1/2022 | 1 | 0 | 1 | 1 | 1.000 | 0 | 0 | .000 | 0 | 0 | .000 | 1 | 0 | 1 | 1.0 | 0 | 0 | 2 | 0 | 0 | 1 | 2 | 2.0 | | | | | |
| Total | 1 | 0 | 1 | 1 | 1.000 | 0 | 0 | .000 | 0 | 0 | .000 | 1 | 0 | 1 | 1.0 | 0 | 0 | 2 | 0 | 0 | 1 | 2 | 2.0 | | | | | |

TORRENCE'S CAREER STATISTICS

| | TOTAL | | | | | | 3-PTS | | | | REBOUNDS | | | | | | | | | | | | |
|----------|-------|----|----|-----|------|-----|-------|------|----|-----|----------|----|-----|-----|-----|----|----|-----|----|-----|-----|-----|-----|
| Year | G | GS | FG | FGA | Pct | 3FG | 3FGA | Pct | FT | FTA | Pct | O | D | Tot | Avg | PF | FO | A | TO | Blk | Stl | Pts | Avg |
| 2019-20* | 28 | 0 | 16 | 39 | .410 | 9 | 24 | .375 | 8 | 11 | .727 | 1 | 35 | 36 | 1.3 | 27 | 0 | 45 | 20 | 0 | 7 | 49 | 1.8 |
| 2020-21* | 24 | 3 | 19 | 61 | .311 | 5 | 36 | .139 | 14 | 21 | .667 | 1 | 32 | 33 | 1.4 | 19 | 0 | 37 | 21 | 1 | 7 | 57 | 2.4 |
| 2021-22 | 30 | 1 | 32 | 77 | .416 | 3 | 8 | .375 | 10 | 20 | .500 | 12 | 35 | 47 | 1.6 | 21 | 0 | 88 | 26 | 2 | 13 | 77 | 2.6 |
| 2022-23 | 14 | 0 | 18 | 37 | .486 | 5 | 12 | .417 | 6 | 8 | .750 | 2 | 21 | 23 | 1.6 | 7 | 0 | 25 | 13 | 1 | 9 | 47 | 3.4 |
| Total | 96 | 4 | 85 | 214 | .397 | 22 | 80 | .275 | 38 | 60 | .633 | 16 | 123 | 139 | 1.4 | 74 | 0 | 195 | 80 | 4 | 36 | 230 | 2.4 |

*From Marquette

2003 NCAA CHAMPIONS

@CUSE_MBB



BENNY WILLIAMS

Forward • 6-8 • 208 • Sophomore
Bowie, Md. • St. Andrew's Episcopal (Md.)
IMG Academy (Fla.)

13

- Williams has started all 15 contests this season.
- He produced a career-high 17 points against Colgate.
- He recorded a personal-best four steals versus Richmond.
- Williams dished out six assists in the win versus Oakland, a career-high effort.
- He logged back-to-back 13-point outings in wins against Georgetown and Monmouth.
- He posted his second career double-double against BC with 16 points and a career-best 11 rebounds.

WILLIAMS' SEASON HIGHS

Points: 17, Colgate, 2022-23
FG Made: 6, Boston College, Georgetown, Colgate, 2022-23
FG Attempted: 13, Colgate, 2022-23
3-Point FGM: 2, Boston College, 2022-23
3-Point FGA: 3, vs St. John's, Colgate, 2022-23
FT Made: 4, Colgate, 2022-23
FT Attempted: 4, at Louisville, at Illinois, Colgate, 2022-23
Rebounds: 11, Boston College, 2022-23
Off. Rebounds: 5, Boston College, 2022-23
Def. Rebounds: 7, Northeastern, 2022-23
Assists: 6, vs Oakland, 2022-23
Steals: 4, vs Richmond 2022-23
Blocks: 3, Boston Collegem 2022-23
Minutes: 45, vs St. John's, 2022-23

WILLIAMS' CAREER HIGHS

Points: 17, Colgate, 2022-23
FG Made: 6, Boston College, Georgetown, Colgate, 2022-23
FG Attempted: 13, Colgate, 2022-23
3-Point FGM: 2, Boston College, 2022-23
3-Point FGA: 3, St. John's, Colgate, 2022-23
FT Made: 4, Colgate 2022-23; Duke, 2021-22
FT Attempted: 4, at Louisville, at Illinois, Colgate, 2022-23; Louisville, Duke, 2021-22
Rebounds: 11, Boston College, 2022-23
Off. Rebounds: 5, Boston College, 2022-23
Def. Rebounds: 7, Northeastern, 2022-23
Assists: 6, Oakland, 2022-23
Steals: 4, vs Richmond, 2022-23
Blocks: 3, Boston College, 2022-23
Minutes: 45, vs St. John's, 2022-23

2022-23 WILLIAMS' GAME-BY-GAME

| Opponent | MP | FG | 3PT | FT | REB | PF | A | T | B | S | TP |
|-------------------|----|------|-----|-----|-----|----|---|---|---|---|----|
| LEHIGH* | 23 | 1-4 | 0-1 | 0-2 | 3 | 1 | 0 | 2 | 0 | 0 | 2 |
| COLGATE* | 38 | 6-13 | 1-3 | 4-4 | 8 | 2 | 1 | 3 | 1 | 1 | 17 |
| NORTHEASTERN* | 25 | 3-8 | 0-0 | 1-2 | 7 | 4 | 0 | 1 | 0 | 3 | 7 |
| vs. Richmond* | 40 | 2-6 | 0-1 | 0-0 | 3 | 4 | 1 | 1 | 0 | 4 | 4 |
| vs. St. John's* | 45 | 5-10 | 1-3 | 0-0 | 10 | 2 | 4 | 1 | 1 | 1 | 11 |
| BRYANT* | 8 | 0-1 | 0-0 | 0-0 | 0 | 0 | 0 | 0 | 0 | 1 | 0 |
| at Illinois* | 30 | 2-6 | 1-2 | 3-4 | 5 | 6 | 0 | 1 | 0 | 0 | 8 |
| at Notre Dame* | 22 | 1-4 | 0-1 | 0-0 | 0 | 0 | 2 | 0 | 0 | 0 | 2 |
| OAKLAND* | 26 | 4-9 | 0-1 | 1-2 | 6 | 2 | 6 | 0 | 0 | 0 | 9 |
| GEORGETOWN* | 22 | 6-10 | 0-0 | 1-1 | 4 | 0 | 0 | 0 | 0 | 1 | 13 |
| MONMOUTH* | 24 | 5-10 | 1-1 | 2-2 | 5 | 0 | 1 | 0 | 0 | 0 | 13 |
| CORNELL* | 36 | 5-9 | 1-2 | 1-2 | 5 | 0 | 2 | 3 | 1 | 2 | 12 |
| PITTSBURGH* | 13 | 1-5 | 0-0 | 1-1 | 0 | 0 | 0 | 0 | 0 | 0 | 3 |
| BOSTON COLLEGE* | 27 | 6-11 | 2-2 | 2-2 | 11 | 0 | 1 | 3 | 3 | 1 | 16 |
| at Louisville* | 28 | 0-3 | 0-1 | 3-4 | 3 | 2 | 1 | 1 | 0 | 0 | 3 |
| at Virginia | | | | | | | | | | | |
| VIRGINIA TECH | | | | | | | | | | | |
| NOTRE DAME | | | | | | | | | | | |
| at Miami | | | | | | | | | | | |
| at Georgia Tech | | | | | | | | | | | |
| NORTH CAROLINA | | | | | | | | | | | |
| at Virginia Tech | | | | | | | | | | | |
| VIRGINIA | | | | | | | | | | | |
| at Boston College | | | | | | | | | | | |
| at Florida State | | | | | | | | | | | |
| NC STATE | | | | | | | | | | | |
| DUKE | | | | | | | | | | | |
| at Clemson | | | | | | | | | | | |
| at Pittsburgh | | | | | | | | | | | |
| GEORGIA TECH | | | | | | | | | | | |
| WAKE FOREST | | | | | | | | | | | |
| *started | | | | | | | | | | | |

WILLIAM'S CAREER vs VIRGINIA

| | TOTAL | | | | | 3-PTS | | | | | REBOUNDS | | | | | | | | | | | | |
|----------|-------|----|----|-----|------|-------|------|------|----|-----|----------|---|---|-----|-----|----|----|---|----|-----|-----|-----|-----|
| Date | G | GS | FG | FGA | Pct | 3FG | 3FGA | Pct | FT | FTA | Pct | O | D | Tot | Avg | PF | FO | A | TO | Blk | Stl | Pts | Avg |
| 1/1/2022 | 1 | 0 | 0 | 2 | .000 | 0 | 1 | .000 | 2 | 2 | 1.000 | 0 | 4 | 4 | 4.0 | 0 | 0 | 0 | 0 | 0 | 0 | 2 | 2.0 |
| Total | 1 | 0 | 0 | 2 | .000 | 0 | 1 | .000 | 2 | 2 | 1.000 | 0 | 4 | 4 | 4.0 | 0 | 0 | 0 | 0 | 0 | 0 | 2 | 2.0 |

WILLIAMS' CAREER STATISTICS

| TOTAL | | | | | | | | | | | | | | | | | | | | | | | | 3-PTS | | | | REBOUNDS | | | | | | | | | | | |
|---------|----|----|----|-----|------|-----|------|------|----|-----|------|----|----|-----|-----|----|----|----|----|-----|-----|-----|-----|-------|--|--|--|----------|--|--|--|--|--|--|--|--|--|--|--|
| Year | G | GS | FG | FGA | Pct | 3FG | 3FGA | Pct | FT | FTA | Pct | O | D | Tot | Avg | PF | FO | A | TO | Blk | Stl | Pts | Avg | | | | | | | | | | | | | | | | |
| 2021-22 | 29 | 0 | 21 | 62 | .339 | 1 | 11 | .091 | 13 | 21 | .619 | 12 | 30 | 42 | 1.4 | 24 | 0 | 6 | 17 | 7 | 12 | 56 | 1.9 | | | | | | | | | | | | | | | | |
| 2022-23 | 15 | 15 | 47 | 109 | .431 | 7 | 18 | .389 | 19 | 26 | .731 | 23 | 47 | 70 | 4.7 | 23 | 1 | 19 | 16 | 6 | 14 | 120 | 8.0 | | | | | | | | | | | | | | | | |
| Total | 44 | 15 | 68 | 171 | .398 | 8 | 29 | .276 | 32 | 47 | .681 | 35 | 77 | 112 | 2.5 | 47 | 1 | 25 | 33 | 13 | 26 | 176 | 4.0 | | | | | | | | | | | | | | | | |

2022-23 RECORD BREAKDOWN

Record Overall ACC ACCT NCAA

| | | | | |
|-----------------------|------|-----|--|--|
| SU overall | 10-5 | 3-1 | | |
| SU at home | 7-3 | 1-1 | | |
| SU on the road | 2-1 | 2-1 | | |
| SU at neutral sites | 1-1 | | | |
| SU in overtime | 1-1 | | | |
| After a loss | 3-2 | 2-0 | | |
| SU scores first | 6-2 | 2-0 | | |
| Opponent scores first | 4-3 | 1-1 | | |

Halftime Overall ACC ACCT NCAA

| | | | | |
|------------------------|-----|-----|--|--|
| SU led at the half | 7-1 | 2-0 | | |
| SU trailed at the half | 1-4 | 1-1 | | |
| Tied at the half | 2-0 | | | |

Rebounding Overall ACC ACCT NCAA

| | | | | |
|-----------------------------|-----|-----|--|--|
| SU outrebounded Opp. | 6-1 | 1-0 | | |
| SU was outrebounded | 4-4 | 2-1 | | |
| Rebounds were equal | | | | |
| SU 36-or-more rebounds | 4-4 | 1-0 | | |
| SU 35-or-less rebounds | 6-1 | 2-1 | | |
| SU 21-or-more def rebounds | 8-4 | 3-0 | | |
| SU 20-or-less def. rebounds | 2-1 | 0-1 | | |
| SU 11-or-more off. rebounds | 3-5 | 1-1 | | |
| SU 10-or-less off. rebounds | 7-0 | 2-0 | | |

Field Goal Percentage Overall ACC ACCT NCAA

| | | | | |
|---------------------|-----|-----|--|--|
| SU shot 50-60% FG | 5-0 | | | |
| SU shot 40-50% FG | 5-3 | 3-1 | | |
| SU shot 30-40% FG | 0-1 | | | |
| SU shot 20-30% FG | 0-1 | | | |
| Opp. shot 50-60% FG | | | | |
| Opp. shot 40-50% FG | 4-4 | 3-1 | | |
| Opp. shot 30-40% FG | 6-1 | | | |
| Opp. shot 20-30% FG | | | | |
| SU outshot Opp. FG% | 9-0 | 2-0 | | |
| Opp. outshot SU FG% | 1-4 | 1-1 | | |
| FG% was equal | 0-1 | | | |

3-Point FG Overall ACC ACCT NCAA

| | | | | |
|----------------------------|------|-----|--|--|
| SU 10-or-more 3-pointers | | | | |
| SU 9-or-less 3-pointers | 10-5 | 3-1 | | |
| SU made more 3-pointers | 2-0 | 1-0 | | |
| Opp. made more 3-pointers | 8-5 | 2-1 | | |
| 3-pointers made were equal | | | | |

Free Throw Percentage Overall ACC ACCT NCAA

| | | | | |
|-----------------------------|-----|-----|--|--|
| SU outshot Opp. FT% | 7-2 | 2-0 | | |
| Opp. outshot SU FT% | 3-3 | 1-1 | | |
| FT% was equal | | | | |
| SU shot more FT | 7-2 | 1-1 | | |
| Opp. shot more FT | 3-3 | 2-0 | | |
| Free throws shot were equal | | | | |

Scoring Overall ACC ACCT NCAA

| | | | | |
|------------------------|-----|-----|--|--|
| SU scored 100-109 pts. | | | | |
| SU scored 90-99 pts. | 2-0 | | | |
| SU scored 80-89 pts. | 2-1 | 0-1 | | |
| SU scored 70-79 pts. | 5-2 | 2-0 | | |
| SU scored 60-69 pts. | 1-1 | 1-0 | | |
| SU scored 50-59 pts. | | | | |
| SU scored 40-49 pts. | 0-1 | | | |
| Opp. scored 100-109 | | | | |
| Opp. scored 90-99 pts. | | | | |
| Opp. scored 80-89 pts. | 0-2 | 0-1 | | |
| Opp. scored 70-79 pts. | 3-3 | | | |
| Opp. scored 60-69 pts. | 5-0 | 3-0 | | |
| Opp. scored 50-59 pts. | | | | |
| Opp scored 40-49 pts. | 1-0 | | | |

Turnovers Overall ACC ACCT NCAA

| | | | | |
|---------------------------|-----|-----|--|--|
| SU 10-or-less turnovers | 4-1 | 1-1 | | |
| SU 11-20 turnovers | 6-4 | 2-0 | | |
| SU 21-or-more turnovers | | | | |
| Opp. 10-or-less turnovers | 1-1 | 1-0 | | |
| Opp. 11-20 turnovers | 8-4 | 1-1 | | |
| Opp 21-or-more turnovers | 1-0 | 1-0 | | |

SU Players' Scoring Overall ACC ACCT NCAA

| | | | | |
|------------------------------|-----|-----|--|--|
| Five in double digits | 3-0 | | | |
| Four in double digits | 4-2 | 1-0 | | |
| Three in double digits | 2-2 | 1-1 | | |
| Two in double digits | 1-0 | 1-0 | | |
| One in double digits | | | | |
| None in double digits | 0-1 | | | |
| Three with 20-or-more points | | | | |
| Two with 20-or-more points | 1-0 | 1-0 | | |
| One with 20-or-more points | 5-4 | 2-1 | | |
| One with 30-or-more points | 1-0 | | | |

By Month Overall ACC ACCT NCAA

| | | | | |
|----------|-----|-----|--|--|
| November | 3-4 | | | |
| December | 6-1 | 2-1 | | |
| January | 1-0 | 1-0 | | |
| February | | | | |
| March | | | | |

By Day Overall ACC ACCT NCAA

| | | | | |
|-----------|-----|-----|--|--|
| Monday | 3-0 | | | |
| Tuesday | 2-4 | 1-1 | | |
| Wednesday | | | | |
| Thursday | | | | |
| Friday | | | | |
| Saturday | 5-1 | 2-0 | | |
| Sunday | | | | |

By Live Television Overall ACC ACCT NCAA

| | | | | |
|-----------------------------|-----|-----|--|--|
| ABC | 1-0 | | | |
| ESPN | 0-1 | | | |
| ESPN2 | 2-1 | 1-0 | | |
| ESPNU | 0-1 | 0-1 | | |
| ESPN News | 1-0 | 1-0 | | |
| ACC Network | 4-0 | 1-0 | | |
| ACC Regional Sports Network | 0-1 | | | |
| ACC Network Extra | 1-1 | | | |
| Fox | | | | |

By Conference Overall

| | |
|--|-----|
| America East (Bryant) | 0-1 |
| ACC (at Louisville, Boston College, Pittsburgh, at Notre Dame) | 3-1 |
| Atlantic 10 (vs. Richmond) | 1-0 |
| BIG EAST (Georgetown, vs. St. John's) | 1-1 |
| Big Ten (at Illinois) | 0-1 |
| Colonial (Monmouth, Northeastern) | 2-0 |
| Horizon (Oakland) | 1-0 |
| Ivy League (Cornell) | 1-0 |
| Patriot (Lehigh, Colgate) | 1-1 |

Games Decided By... Overall ACC ACCT NCAA

| | | | | |
|-------------------|-----|-----|--|--|
| 1-5 points | 3-2 | 2-1 | | |
| 6-10 points | 0-1 | | | |
| 11-15 points | 3-1 | 1-0 | | |
| 16 or more points | 4-1 | | | |

By Starting Lineup Overall ACC ACCT NCAA

| | | | | |
|--|------|-----|--|--|
| Girard III, Mintz, Edwards, Bell, Williams | 10-5 | 3-1 | | |
|--|------|-----|--|--|

By Uniform Overall ACC ACCT NCAA

| | | | | |
|--------|-----|-----|--|--|
| White | 7-3 | 1-1 | | |
| Orange | 3-2 | 2-0 | | |

TEAM HIGHS AND LOWS

Syracuse Highs

| | | |
|---------------------------|-----------------|-----------------|
| Points | 95 | Oakland |
| Points – First Half | 45 | Georgetown |
| | 45 | Oakland |
| Points – Second Half | 50 | Oakland |
| Overtime | 11 | vs. Richmond |
| Field Goals Made | 42 | Oakland |
| Field Goal Attempts | 72 | Oakland |
| Field Goal % | .583 (42-72) | Oakland |
| 3-Point FG Made | 8 | Monmouth |
| | 8 | Oakland |
| | 8 | Colgate |
| 3-Point FG Attempts | 25 | Colgate |
| 3-Point FG % | .533 (8-of-15) | Monmouth |
| Free Throws Made | 24 | Lehigh |
| Free Throws Attempted | 31 | Lehigh |
| Free Throw % | .952 (20-of-21) | Georgetown |
| Offensive Rebounds | 15 | Pittsburgh |
| Defensive Rebounds | 35 | Oakland |
| Rebounds | 44 | Oakland |
| Assists | 27 | Oakland |
| Steals | 10 | at Louisville |
| | 10 | Georgetown |
| | 10 | Oakland |
| Steals -- Overtime | 10 | Richmond |
| Blocked Shots | 9 | Pittsburgh |
| Blocked Shots -- Overtime | 9 | vs. St. John's; |
| | 9 | vs. Richmond |
| Turnovers | 17 | at Illinois |
| Fouls | 23 | Bryant |

Opponent Highs

| | | |
|--------------------------------|-----------------|---------------|
| Points | 80 | Colgate |
| Points – First Half | 44 | Colgate |
| Points – Second Half | 46 | Lehigh |
| Points -- Overtime | 11 | St. John's |
| Field Goals Made | 28 | Pittsburgh |
| | 28 | Colgate |
| Field Goal Attempts | 76 | Cornell |
| Field Goal % | .467 (28-of-60) | Colgate |
| 3-Point FG Made | *19 | Colgate |
| 3-Point FG Attempts | 48 | Cornell |
| 3-Point FG % | .487 (19-of-39) | Colgate |
| Free Throws Made | 18 | Bryant |
| Free Throws Attempted | 23 | Oakland |
| | 23 | Bryant |
| Free Throw % | .875 (14-of-16) | Georgetown |
| Offensive Rebounds | 22 | Cornell |
| Defensive Rebounds | 30 | Pittsburgh |
| Defensive Rebounds -- Overtime | 30 | St. John's |
| Rebounds | 46 | at Illinois |
| Rebounds -- Overtime | 47 | St. John's |
| Assists | 24 | Colgate |
| Steals | 9 | Cornell |
| | 9 | Oakland |
| Blocked Shots | 6 | Illinois |
| Turnovers | 21 | at Louisville |
| Fouls | 26 | Monmouth |

*tied Syracuse opponent record

Syracuse Lows

| | | |
|--------------------------------|-----------------|----------------|
| Points | 44 | at Illinois |
| Points – First Half | 23 | at Illinois |
| Points – Second Half | 21 | at Illinois |
| Overtime | 4 | vs. St. John's |
| Field Goals Made | 15 | at Illinois |
| Field Goal Attempts | 54 | at Louisville |
| | 54 | at Illinois |
| Field Goal % | .278 (15-of-54) | at Illinois |
| 3-Point FG Made | 3 | Georgetown |
| 3-Point FG Made -- Overtime | 3 | vs. St. John's |
| 3-Point FG Attempts | 12 | Lehigh |
| 3-Point FG % | .167 (3-of-18) | at Notre Dame |
| 3-Point FG % -- Overtime | .188 (3-of-16) | vs. St. John's |
| Free Throws Made | 3 | Oakland |
| | 3 | at Notre Dame |
| Free Throws Attempted | 4 | at Notre Dame |
| Free Throw % | .429 (3-of-7) | Oakland |
| Offensive Rebounds | 5 | at Notre Dame |
| Offensive Rebounds -- overtime | 9 | Richmond |
| Defensive Rebounds | 20 | Pittsburgh |
| Defensive Rebounds -- overtime | 18 | Richmond |
| Rebounds | 30 | at Notre Dame |
| Rebounds -- overtime | 27 | Richmond |
| Assists | 9 | Colgate |
| Steals | 3 | at Illinois |
| Blocked Shots | 0 | at Notre Dame |
| Turnovers | 4 | at Notre Dame |
| Turnovers -- overtime | 6 | Richmond |
| Fouls | 6 | Monmouth |

Opponent Lows

| | | |
|---------------------------|----------------|----------------------|
| Points | 48 | Northeastern |
| Points – First Half | 25 | Northeastern |
| Points – Second Half | 23 | Northeastern |
| Points -- Overtime | 8 | vs. Richmond |
| Field Goals Made | 23 | Boston College |
| | 23 | at Notre Dame |
| Field Goal Attempts | 57 | Boston College |
| Field Goal % | .328 (19-58) | Northeastern |
| 3-Point FG Made | 4 | Boston College |
| 3-Point FG Attempts | 12 | Lehigh |
| 3-Point FG % | .208 (5-of-24) | Oakland |
| Free Throws Made | 0 | Cornell |
| Free Throws Attempted | 2 | Cornell |
| Free Throw % | .000 (0-of-2) | Cornell |
| Offensive Rebounds | 8 | Lehigh |
| Defensive Rebounds | 18 | Lehigh |
| Rebounds | 26 | Lehigh |
| Assists | 16 | Northeastern, Lehigh |
| Assists -- overtime | 16 | Richmond |
| Steals | 4 | Pittsburgh |
| | 4 | Georgetown |
| | 4 | at Notre Dame |
| Blocked Shots | 0 | Northeastern |
| Blocked Shots -- Overtime | 0 | Richmond |
| Turnovers | 7 | Illinois |
| Fouls | 6 | at Notre Dame |

SYRACUSE INDIVIDUAL HIGHS

Games Played:

15 Bell, Edwards, Girard, Mintz, Williams

Games Started:

15 Bell, Edwards, Girard, Mintz, Williams

Points in a Half:

21 Girard (1st), Richmond

Game Points:

28 Girard at Louisville

Game Points -- overtime:

31 Girard, vs. Richmond

Minutes Played:

40 Edwards at Notre Dame; Girard at Louisville; Mintz at Louisville

Minutes Played -- Overtime:

45 Williams, vs. St. John's

Game FG Attempted:

19 Girard, Boston College

Game FG Attempted -- Overtime :

24 Girard, vs. Richmond

Game FG Made:

10 Edwards (2), Georgetown, at Notre Dame

Game FG Made -- Overtime:

12 Girard, vs. Richmond

Game FG Percentage (min. 6 made)

.800 (8-10) - Edwards, Northeastern

Game FT Attempted:

13 Taylor, Bryant

Game FT Made:

11 Mintz, Monmouth

Game FT Percentage (min. 5 made):

1.000 (6-6) - Girard, Cornell

Game FT Percentage -- Overtime (min. 6 made):

1.000 (6-6) - Edwards, vs. St. John's

Game 3 pt. FG Attempted:

12 Girard, Colgate

Game 3 pt. FG Made:

5 Girard, Northeastern

Game 3 pt. FG Percentage (min. 5 made)

.667 (6-9) - Girard, Lehigh

Game Rebounds:

21 Edwards, Bryant

Game Assists:

10 Mintz, Georgetown

Game Steals:

5 Mintz (2), Pittsburgh, Georgetown

Blocked Shots:

6 Edwards, Pittsburgh

Blocked Shots -- overtime:

7 Hima, vs. St. John's

Turnovers

5 Girard at Louisville

Turnovers -- Overtime

6 Mintz, vs. St. John's

Game Fouls:

5 Edwards (3), Pittsburgh, at Illinois, Bryant; Mintz (1)

Led SU in Scoring:

Girard (6¹ tied), Mintz (5¹ tied), Edwards (4² tied), Taylor (1)

Double-Figure Scoring Games:

Edwards (13), Girard (12), Mintz (11), Williams (6), Bell (4), Brown (2), Torrence (2), Copeland (1), Taylor (1)

20-29-point Games:

Girard (4), Edwards (3), Mintz (3), Taylor (1)

30-39-point Games:

Girard (1)

Scored First:

Bell (4), Girard (4), Mintz (4), Edwards (2), Williams (1)

Led SU in Rebounding:

Edwards (12³ tied), Williams (4² tied), Brown (2² tied)

Double-Figure Rebounding Games:

Edwards (8), Williams (2)

Double-Doubles:

Edwards (7), Williams (2)

Led SU in Assists:

Mintz (9³ tied), Girard (5³ tied), Ajak (2), Williams (2² tied), Copeland (1¹ tied), Torrence (1)

Double-Figure Assist Games:

Mintz (1)

Largest Lead:

42, (93-51), Oakland

Largest Margin of Victory:

29 (95-66), Oakland

Largest Deficit:

29 (73-44), Colgate

Largest Margin of Defeat:

12 (80-68), Colgate

Deficit Overcome in a Win:

11 (25-14), Cornell

11 (17-16), Georgetown

Largest Lead in a Loss:

11 (19-8), vs. St. John's

Largest Halftime Lead:

21 (45-24), Oakland

Largest Halftime Deficit:

14 (44-30), Colgate

GAME BY GAME STATISTICS

| Opponent | Score | TOTAL | | 3-PTS | | FT-FTA | Pct | REBOUNDS | | PF | A | TO | Blk | Stl |
|------------------------|-------------------|----------------|-------------|----------------|-------------|----------------|-------------|----------------|------------|--------------|------------|------------|-----------|------------|
| | | FG-FGA | Pct | 3FG-FGA | Pct | | | Off-Def | Tot | | | | | |
| Syracuse | W, 90-72 | 30-55 | .545 | 6-12 | .500 | 24-31 | .774 | 10-29 | 39 | 10 | 13 | 13 | 7 | 8 |
| Lehigh | | 27-63 | .429 | 8-21 | .381 | 10-13 | .768 | 8-18 | 26 | 19 | 16 | 12 | 2 | 7 |
| Syracuse | L, 68-80 | 24-63 | .381 | 8-25 | .320 | 12-15 | .800 | 14-23 | 37 | 9 | 9 | 13 | 6 | 8 |
| Colgate | | 28-60 | .467 | 19-39 | .487 | 5-7 | .714 | 11-27 | 38 | 14 | 24 | 15 | 1 | 8 |
| Syracuse | W, 76-48 | 32-60 | .533 | 6-14 | .429 | 6-11 | .429 | 9-31 | 40 | 13 | 15 | 12 | 3 | 9 |
| Northeastern | | 19-58 | .328 | 8-32 | .250 | 2-13 | .154 | 14-24 | 38 | 14 | 16 | 18 | 9 | 7 |
| Syracuse | W, 74-71 OT | 30-63 | .476 | 7-18 | .389 | 7-11 | .636 | 9-18 | 27 | 12 | 11 | 6 | 9 | 10 |
| vs. Richmond | | 27-66 | .409 | 13-31 | .419 | 4-9 | .444 | 20-24 | 44 | 12 | 16 | 18 | 0 | 5 |
| Syracuse | L, 69-76 | 26-67 | .388 | 3-16 | .188 | 14-18 | .778 | 12-26 | 38 | 15 | 13 | 14 | 9 | 5 |
| vs. St. John's | | 27-67 | .403 | 7-23 | .304 | 15-21 | .714 | 17-30 | 47 | 16 | 18 | 16 | 2 | 8 |
| Syracuse | L, 72-73 | 24-60 | .400 | 6-24 | .250 | 18-24 | .750 | 14-29 | 43 | 23 | 13 | 13 | 2 | 7 |
| Bryant | | 24-60 | .400 | 7-28 | .250 | 18-23 | .783 | 11-25 | 36 | 19 | 12 | 11 | 2 | 4 |
| Syracuse | L, 44-73 | 24-67 | .358 | 11-39 | .282 | 14-22 | .636 | 17-29 | 46 | 15 | 21 | 7 | 6 | 7 |
| at Illinois | | 15-54 | .278 | 5-17 | .294 | 9-17 | .529 | 12-30 | 42 | 22 | 11 | 17 | 5 | 3 |
| Syracuse | W, 62-61 | 28-58 | .483 | 3-18 | .167 | 3-4 | .750 | 5-25 | 30 | 9 | 14 | 4 | 9 | 7 |
| at Notre Dame | | 23-60 | .383 | 11-33 | .333 | 4-5 | .800 | 12-25 | 37 | 6 | 15 | 10 | 3 | 4 |
| Syracuse | W, 95-66 | 42-72 | .583 | 8-20 | .400 | 3-7 | .429 | 9-35 | 44 | 13 | 27 | 13 | 4 | 10 |
| Oakland | | 24-65 | .369 | 5-24 | .208 | 13-23 | .565 | 11-22 | 33 | 11 | 14 | 13 | 1 | 9 |
| Syracuse | W, 83-64 | 30-60 | .500 | 3-14 | .214 | 20-21 | .952 | 11-24 | 35 | 15 | 20 | 9 | 8 | 10 |
| Georgetown | | 22-59 | .373 | 6-25 | .240 | 14-16 | .875 | 15-19 | 34 | 19 | 12 | 15 | 2 | 4 |
| Syracuse | W, 86-71 | 28-55 | .509 | 8-15 | .533 | 22-28 | .786 | 13-19 | 32 | 6 | 14 | 10 | 5 | 9 |
| Monmouth | | 27-57 | .474 | 9-23 | .391 | 8-10 | .800 | 13-17 | 30 | 26 | 19 | 15 | 4 | 6 |
| Syracuse | W, 78-63 | 29-58 | .500 | 7-18 | .389 | 13-16 | .813 | 9-30 | 39 | 9 | 14 | 13 | 8 | 9 |
| Cornell | | 25-76 | .329 | 13-48 | .271 | 0-2 | .000 | 22-23 | 45 | 18 | 21 | 14 | 1 | 9 |
| Syracuse | L, 82-84 | 30-69 | .435 | 6-22 | .273 | 16-25 | .640 | 15-20 | 35 | 15 | 16 | 9 | 9 | 9 |
| Pittsburgh | | 28-60 | .467 | 13-32 | .406 | 15-21 | .714 | 14-30 | 44 | 19 | 20 | 16 | 4 | 4 |
| Syracuse | W, 79-65 | 29-62 | .468 | 8-16 | .500 | 13-15 | .867 | 11-23 | 34 | 17 | 17 | 14 | 8 | 9 |
| Boston College | | 23-56 | .411 | 4-12 | .333 | 15-21 | .714 | 13-21 | 34 | 16 | 12 | 17 | 3 | 9 |
| Syracuse | W, 70-69 | 22-54 | .407 | 7-16 | .438 | 19-25 | .760 | 10-23 | 33 | 13 | 13 | 15 | 5 | 10 |
| at Louisville | | 27-63 | .429 | 11-27 | .407 | 4-10 | .400 | 15-23 | 38 | 20 | 17 | 21 | 4 | 7 |
| Syracuse | at Virginia | | | | | | | | | | | | | |
| Syracuse | Virginia Tech | | | | | | | | | | | | | |
| Syracuse | Notre Dame | | | | | | | | | | | | | |
| Syracuse | at Miami | | | | | | | | | | | | | |
| Syracuse | at Georgia Tech | | | | | | | | | | | | | |
| Syracuse | North Carolina | | | | | | | | | | | | | |
| Syracuse | at Virginia Tech | | | | | | | | | | | | | |
| Syracuse | Virginia | | | | | | | | | | | | | |
| Syracuse | at Boston College | | | | | | | | | | | | | |
| Syracuse | at Florida State | | | | | | | | | | | | | |
| Syracuse | NC State | | | | | | | | | | | | | |
| Syracuse | Duke | | | | | | | | | | | | | |
| Syracuse | at Clemson | | | | | | | | | | | | | |
| Syracuse | at Pittsburgh | | | | | | | | | | | | | |
| Syracuse | Georgia Tech | | | | | | | | | | | | | |
| Syracuse | Wake Forest | | | | | | | | | | | | | |
| SYRACUSE TOTALS | | 419-910 | .460 | 91-264 | .345 | 199-268 | .743 | 164-386 | 550 | 201-4 | 220 | 175 | 88 | 123 |
| OPPONENT TOTALS | | 375-936 | .401 | 145-438 | .331 | 141-216 | .653 | 211-359 | 570 | 243-7 | 253 | 219 | 35 | 98 |

THE LAST TIME THAT -- INDIVIDUAL

Syracuse Individual

| | |
|---|--|
| Scored 40 or more points: | Andrew White III, 40, Ga. Tech, 3/4/2017 |
| Scored 40 or more points (OT): | John Gillon, 43, at NC State, 2/1/2017 |
| Scored 30 or more points: | Buddy Boeheim, 30, Miami, 3/5/2022 |
| Scored 30 or more points (OT): | Joseph Girard, 31, vs. Richmond, 11/21/2022 |
| Made 15 FGs: | Lawrence Moten, 15 at Villanova, 2/14/1995 |
| Made 10 FGs: | Jesse Edwards, 10 at Notre Dame, 12/3/2022 |
| Made 10 FGs (OT): | Joseph Girard, 12 vs. Richmond, 11/21/2022 |
| Made 9 3PT FGs: | Trevor Cooney, 9, Notre Dame, 1/30/2012 |
| Made 9 3PT FGs (OT): | John Gillon, 9, at NC State, 2/1/2017 |
| Made 8 3PT FGs: | Andrew White III, 8, Georgia Tech, 3/4/2017 |
| Made 7 3PT FGs: | Joe Girard III, 7 at Miami, 1/5/2022 |
| Made 7 3PT FGs (OT): | Cole Swider, 7 at N. Carolina, 2/28/2022 |
| Made 17+ FTs: | Hakim Warrick, 18 vs. Rhode Island, 11/30/2003 |
| Made 15+ FTs: | Oshae Brissett, 16, Buffalo, 12/19/2017 |
| Made 15+ FTs (OT): | Jonny Flynn, 16 vs. Conn. (BET), 3/12/2009 |
| Made 10+ FTs: | Joseph Girard III, 10 at Louisville, 1/3/2023 |
| Made 10+ FTs (OT): | Tyus Battle, 10 at Florida State, 1/13/2018 |
| Had 30+ rebounds: | Frank Reddout, 34 vs. Temple, 2/9/1952 |
| Had 25+ rebounds: | Dave Bing, 25 vs Cornell, 2/8/1966 |
| Had 20+ rebounds: | Jesse Edwards, 21, Bryant, 11/26/2022 |
| Had 15+ rebounds: | Jesse Edwards, 17 at Illinois, 11/29/2022 |
| Had 15+ rebounds (OT) | Paschal Chukwu, 18 at Duke, 1/14/2019 |
| Had 12+ offensive rebounds: | Tyler Roberson, at Duke, 1/18/2016 |
| Had 10+ offensive rebounds: | Cole Swider, vs. Villanova, 12/7/2021 |
| Had 15+ defensive rebounds: | Rick Jackson, Providence, 12/28/2010 |
| Had 10+ defensive rebounds: | Jesse Edwards, 11, Cornell, 12/17/2022 |
| Had 15+ assists: | Michael Carter-Williams, 16, Monmouth, 12/8/2012 |
| Had 10+ assists: | Symir Torrence, 11 vs Duke (ACCT), 2/2/2022 |
| Had 10+ assists (OT): | Kaleb Joseph, 12/20/2014 at Villanova |
| Had consecutive 10+ assist games: | John Gillon (11, Miami, 1/4/2017; 11, Pittsburgh, 1/7/2017) |
| Had 8+ blocks: | Paschal Chukwu, 8, Buffalo, 12/19/2017 |
| Had 5+ blocks | Jesse Edwards, 6, Pittsburgh, 12/20/2022 |
| Had 5+ blocks (OT): | Mounir Hima, 7, vs. St. John's, 11/22/2022 |
| Had 10 steals: | Todd Burgan vs. Colgate, 12/30/1997 |
| Had 8+ steals: | DeShaun Williams, 9 vs. B.C., 3/3/2002 |
| Had 6+ steals: | Kadary Richmond, at Clemson, 2/6/2021 |
| Had 5+ steals: | Judah Mintz, Pittsburgh, 12/20/2022 |
| Had 5+ steals (OT): | Buddy Boeheim, Indiana 11/30/2021 |
| Played 60+ minutes: | Jonny Flynn (67), Eric Devendorf (61) vs. Connecticut (BET), 3/12/2009 |
| Played 50+ minutes: | Buddy Boeheim (50), vs. Indiana (2OT), 11/30/2021 |
| Played 40+ minutes: | Benny Williams (45) vs. St. John's, 11/22/2022 |
| Played 40 minutes | Joseph Girard III, Juday Mintz, at Louisville, 1/3/2023 |
| Three players had a double-double | Marek Dolezaj (20-10 assists), Alan Griffin (17-13 reb.), Quincy Guerrier (15-13 reb.), Bryant, 11/27/2020 |
| Three players had a double-double (pts-rebs): | Donte Greene (19-13), Arinze Onuaku (17-14), Kristof Ongenaet (10-11 at Seton Hall, 3/5/2008 |
| Two players had a double-double: | Jesse Edwards (15 pts.-11 rebs.), Jimmy Boeheim (13 pts.-10 rebounds), Clemson, 1/18/2022 |
| Two players had a double-double (OT): | Jimmy Boeheim (20 pts.-10 rebs.), Cole Swider (28 pts.-12 rebs.), Georgia Tech, 2/21/2022 |
| Had a double-double (pts-rebs): | Jesse Edwards (12 pts.-11 rebs.), at Louisville, 1/3/2023 |
| Had a double-double (OT) | Benny Williams, vs. St. John's, (11 pts.-10 rebs.) |

| | |
|---|--|
| Had a double-double (pts-assists): | Judah Mintz (16 pts.-10 assists), Georgetown, 12/10/2022 |
| Had a double-double OT (pts-assists): | Kaleb Joseph (10-10) at Villanova, 12/20/2014 |
| Had a double-double (pts-blocks): | Fab Melo, (12-10) vs. Seton Hall, 12/28/2011 |
| Had a triple-double: | Allen Griffin, (14-11-10) vs. Pittsburgh, 2/27/2001 |
| Three players disqualified: | Wake Forest, 2/8/2020; Marek Dolezaj, Quincy Guerrier, Bourama Sidibe |
| Two players had 30 points: | at Pittsburgh, 2/11/1972; Greg Kohls (34), Mike Lee (32) |
| Four players had 20 points: | Massachusetts, 11/28/2007: Eric Devendorf (23), Jonny Flynn (20), Donte Greene (20), Arinze Onuaku (20) |
| Four players had 20 points (OT): | vs. Connecticut (BET), 3/12/2009: Jonny Flynn (34), Paul Harris (29), Eric Devendorf (22), Andy Rautins (20) |
| Three players had 20 points: | at Miami, 1/5/2022, Joe Girard III (26), Jesse Edwards (22), Cole Swider (20) |
| Three players had 20 points (OT): | Indiana, 11/30/2021: Buddy Boeheim (27), Jimmy Boeheim (26), Joe Girard III (22) |
| Two players had 20 points: | at Notre Dame, 12/3/2022: Jesse Edwards (22), Joseph Girard III (20) |
| Two players had 20 points (OT): | at Georgetown, 12/16/2017: Tyus Battle (29), Oshae Brissett (25) |
| Five players had 15 points: | at NC State, 2/2/2022: Jesse Edwards (19), Cole Swider (19), Joseph Girard III (18), Buddy Boeheim (17), Jimmy Boeheim (16) |
| Four players had 15 points: | Bryant, 11/27/2020: Buddy Boeheim (21), Marek Dolezaj (20), Alan Griffin (17), Quincy Guerrier (15) |
| Four players had 15 points (OT): | Indiana, 11/30/2021: Buddy Boeheim (27), Jimmy Boeheim (26), Joe Girard III (22) |
| Eight players had 10+ points | E. Michigan, 12/19/2016: Tyus Battle (18), John Gillon (14), Andrew White (14), DaJuan Coleman (12), Tyler Lydon (12), Tyler Roberson (11), Frank Howard (10), Taurean Thompson (10) |
| Seven players had 10+ points | Monmouth, 12/8/2012: Brandon Triche (18), M. Carter-Williams (15), Trevor Cooney (15), C.J. Fair (14), James Southerland (14), Rakeem Christmas (11), DaJuan Coleman (11) |
| Six players had 10+ points | S. Carolina State, 11/22/2016: Andrew White III (15), John Gillon (14), Tyler Lydon (14), Tyler Roberson (13), Taurean Thompson (12), Frank Howard (10) |
| Five players had 10+ points: | Cornell, 12/17/2022: Joseph Girard III (19), Judah Mintz (14), Chris Bell (13), Benny Williams (12), Jesse Edwards (11) |
| Five players had 10 points (OT): | Indiana, 11/30/2021: Buddy Boeheim (27), Jimmy Boeheim (26), Joe Girard III (22), Jesse Edwards (17), Cole Swider (14) |
| Zero players had 10+ points: | at Illinois, 11/29/2022 |
| Three players had 10+ rebounds: | Monmouth, 12/8/2012: DaJuan Coleman (14), C.J. Fair (10), Baye Moussa Keita (10) |
| Three players had 10+ rebounds (OT): | Georgia Tech (OT), 2/21/2022: Frank Anselem (10), Jimmy Boeheim (10), Cole Swider (12) |
| Two players had 10+ rebounds: | vs. Florida State (ACCT), 3/9/2022; Jesse Edwards (11), Jimmy Boeheim (10) |
| Two players had 10+ reb. (OT): | Buffalo, 12/19/2020; Quincy Guerrier (11), Marek Dolezaj (10) |
| Led team in pts., rebs. and assists | Oshae Brissett, at Clemson, 3/9/2019; (15 pts., 7 rebs., 3 assists) |

THE LAST TIME THAT -- TEAM

Syracuse Team

| | |
|---|---|
| Won in overtime: | 74-71, vs. Richmond, 11/21/2022 |
| Won in overtime at home: | 74-73, Georgia Tech, 2/21/2022 |
| Won in overtime on the road: | 63-55, at Virginia, 1/11/2020 |
| Lost in overtime: | 69-76 vs. St. John's, 11/22/2022 |
| Lost in overtime at home: | 57-60, St. Bonaventure, 12/22/2017 |
| Lost in overtime on the road: | 79-88 at North Carolina, 2/28/2022 |
| Won in two overtimes at home: | 112-110, Indiana, 11/30/2021 |
| Won in two overtimes on the road: | 93-91, at St. John's, 3/4/2001 |
| Lost in two overtimes: | 90-101, at Florida State, 1/13/2018 |
| Lost in two overtimes at home: | N/A |
| Lost in two overtimes on the road: | 90-101, at Florida State, 1/13/2018 |
| Won in three overtimes at home: | 87-85, Connecticut, 2/18/1984 |
| Won in three overtimes on the road: | 93-90, at Colgate, 2/16/1965 |
| Lost in three overtimes: | N/A |
| Played six overtimes: | 127-117, vs. Connecticut (BET), 3/12/2009 |
| Won by 30+ points | 96-57 vs. Florida State (ACCT), 3/9/2022 |
| Lost by 30+ points | 93-60, St. John's, 12/21/2016 |
| Won by 40+ points | 97-46, Bucknell, 11/23/2019 |
| Lost by 40+ points | 59-122, vs. NYU, 12/15/1961 |
| Won by 60+ points | 127-67, American, 12/2/1964 |
| Scored 100 points: | 101, at Boston College, 12/12/2020 |
| Scored 100 points (overtime): | 112, Indiana, 11/30/2021, 2 OT |
| Scored 100 points in consec. games: | 104, Lafayette, 12/13/1993; 108, MD-Eastern Shore, 12/18/1993 |
| Scored 90 points | 95, Oakland, 12/6/2022 |
| Scored 90 points (overtime): | 95, at Duke OT, 1/14/2019 |
| Scored 90 points in consec. games: | 98, Albany, 11/15/11; 92, Colgate, 11/19/2011 |
| Scored 50+ in the first half: | 52, Lafayette, 11/9/2021 |
| Scored 50+ in the second half | 50, Oakland, 12/6/2022 |
| Scored 60+ in the first half | 60, Maine, 12/5/2009 |
| Scored 60+ in the second half | 63, Charlotte, 11/26/2003 |
| Scored less than 40 points: | 34, Virginia, 11/6/2019 |
| Scored less than 20 in the first half: | 19 at Clemson, 2/6/2021 |
| Scored less than 20 in the second half: | 19, at Virginia, 1/20/2020 |
| Gave up 100 points: | 100, Colgate, 11/20/2021 |
| Gave up 100 points (overtime): | 112, Indiana, 11/30/2021, 2OT |
| Gave up 100 points and won: | 104, West Virginia, 2/11/1967 |
| Gave up 100 points and won (OT): | 117, Connecticut, 3/12/2009 |
| Gave up 90 points: | 97, Duke, 2/26/2022 |
| Gave up 90 points (OT): | 96, Buffalo, 12/19/2020 |
| Gave up 90 points and won: | 92 Southern Illinois, 3/17/1995 |
| Gave up 90 points and won (OT): | 96, Buffalo, 12/19/2020 |
| Came back from down 15+ to win | 16, Buffalo (OT), 12/19/2020 |
| Came back from down 20+ to win | 20, Notre Dame, 2/20/2021 |
| Led by 15+ and lost | 18, Miami, 3/5/2022 |
| Gave up less than 50 points: | 45, Niagara, 12/3/2020 |
| Gave up less than 40 points: | 34, E. Washington, 11/6/2018 |
| Gave up less than 20 in a half: | 18, vs. San Diego State (NCAA), 3/19/2021 |
| Gave up more than 45 in a half: | 46, Lehigh, 11/7/2022, 1st |
| Gave up more than 55 in a half | 58, at Miami, 1/5/2022, 2nd |

| | |
|---|--|
| Shot over 60% FG: | .620 (31-50), Florida State, 2/11/2016 |
| Shot under 32% FG: | .278(15-54) at Illinois, 11/29/2022 |
| Held opponent under 30% FG: | .277 (18-65), Niagara, 12/3/2020 |
| Made 45+ FG: | 47 vs. E. Tennessee State, 12/15/2007 |
| Made 15+ 3PT: | 17*, at Miami, 1/5/2022 |
| Made 15+ 3PT (overtime) | 15, at NC State, 2/1/2017 |
| Made 13+ 3PT: | 17, at Miami, 1/5/2022 |
| Made 13+ 3PT (overtime) | 13, Indiana, 11/30/2021, 2 OT |
| Shot 60% 3PT (min. 10 makes) | .619 (13-21), Brown, 12/27/2021 |
| Did not make a 3PT: | Holy Cross, 11/28/2014 |
| Attempted 50 FT: | 51 vs. Connecticut (BET), 3/12/2009 |
| Attempted 40 FT: | 41 vs. California (NCAA), 3/23/2013 |
| Attempted 40 FT (OT): | 42, Buffalo, 12/19/2020 |
| Attempted less than 6 FT | 4, Oakland, 12/6/2022 |
| Made 40 FT: | 40 vs. Connecticut (BET), 3/12/2009 |
| Made 35 FT: | 40 vs. Connecticut (BET), 3/12/2009 |
| Made less than 5 FT: | 3, Oakland, 12/6/2022 |
| Had 60+ rebounds: | 63, Monmouth, 12/8/2012 |
| Had 50+ rebounds: | 51, Niagara, 12/3/2020 |
| Had 20+ rebound margin | +22, South Carolina State, 11/22/2016 |
| Had 30+ rebound margin | +30, Kennesaw State, 11/14/2014 |
| Committed 25 fouls: | 25, Duke, 2/1/2020 |
| Had 30+ assists: | 34, Eastern Michigan, 12/19/2016 |
| Committed less than 5 turnovers: | 4 at Notre Dame, 12/3/2022 |
| Committed less than 10 turnovers: | 9, Pittsburgh, 12/20/2022 |
| Committed less than 10 turnovers in overtime: | 6, vs. Richmond, 11/21/2022 |
| Committed 25+ turnovers: | 26 vs. E. Tennessee State, 12/15/2007 |
| Forced 30-or-more turnovers: | 32, Albany, 11/9/2009 |
| Had 20+ steals: | 21, Albany, 11/9/2009 |
| Had 15+ blocked shots: | 15, Oakland, 11/20/2017 |
| Won on last-second shot | Duke, 78-75, 2/22/2017 (John Gillon 3-pt) |
| Lost on last-second shot | Bryant, 73-72, 11/26/2022 (Sherif Gross-Bullock, lane) |

*Syracuse record



2022-23 Syracuse Men's Basketball Combined Team Statistics All games

Page 1/1
as of Jan 04, 2023

Game Records

| Record | Overall | Home | Away | Neutral |
|----------------|---------|------|------|---------|
| ALL GAMES | 10-5 | 7-3 | 2-1 | 1-1 |
| CONFERENCE | 3-1 | 1-1 | 2-0 | 0-0 |
| NON-CONFERENCE | 7-4 | 6-2 | 0-1 | 1-1 |

Score by Periods

| Team | 1st | 2nd | OT | TOT |
|-----------|-----|-----|----|------|
| Syracuse | 541 | 572 | 15 | 1128 |
| Opponents | 496 | 521 | 19 | 1036 |

Team Box Score

| No. | Player | | | | Total | | 3-Point | | F-Throw | | Rebounds | | | | | | | | | | | | | |
|-----------|--------------------|-------|--------|------|---------|------|----------|------|---------|-------|----------|-----|-----|------|-----|----|-----|-----|-----|-----|------|------|--|--|
| | | GP-GS | MIN | AVG | FG-FGA | FG% | 3FG-3FGA | 3FG% | FT-FTA | FT% | OFF | DEF | TOT | AVG | PF | DQ | A | TO | BLK | STL | PTS | AVG | | |
| 11 | GIRARD III, Joseph | 15-15 | 504:00 | 33.6 | 83-208 | .399 | 44-118 | .373 | 40-46 | .870 | 3 | 40 | 43 | 2.9 | 20 | 0 | 45 | 35 | 0 | 14 | 250 | 16.7 | | |
| 3 | MINTZ, Judah | 15-15 | 478:08 | 31.9 | 86-196 | .439 | 5-29 | .172 | 60-77 | .779 | 6 | 27 | 33 | 2.2 | 30 | 0 | 63 | 33 | 3 | 34 | 237 | 15.8 | | |
| 14 | EDWARDS, Jesse | 15-15 | 455:45 | 30.4 | 82-133 | .617 | 0-0 | .000 | 45-66 | .682 | 46 | 118 | 164 | 10.9 | 39 | 3 | 17 | 26 | 46 | 18 | 209 | 13.9 | | |
| 13 | WILLIAMS, Benny | 15-15 | 406:11 | 27.1 | 47-109 | .431 | 7-18 | .389 | 19-26 | .731 | 23 | 47 | 70 | 4.7 | 23 | 1 | 19 | 16 | 6 | 14 | 120 | 8.0 | | |
| 0 | BELL, Chris | 15-15 | 288:11 | 19.2 | 38-89 | .427 | 18-54 | .333 | 6-8 | .750 | 4 | 19 | 23 | 1.5 | 17 | 0 | 7 | 13 | 3 | 4 | 100 | 6.7 | | |
| 5 | TAYLOR, Justin | 14-0 | 234:32 | 16.8 | 20-52 | .385 | 11-29 | .379 | 11-14 | .786 | 3 | 25 | 28 | 2.0 | 10 | 0 | 10 | 3 | 2 | 10 | 62 | 4.4 | | |
| 1 | BROWN, Maliq | 12-0 | 145:06 | 12.1 | 22-34 | .647 | 0-0 | .000 | 2-7 | .286 | 17 | 25 | 42 | 3.5 | 8 | 0 | 8 | 4 | 3 | 6 | 46 | 3.8 | | |
| 10 | TORRENCE, Symir | 14-0 | 189:32 | 13.5 | 18-37 | .486 | 5-12 | .417 | 6-8 | .750 | 2 | 21 | 23 | 1.6 | 7 | 0 | 25 | 13 | 1 | 9 | 47 | 3.4 | | |
| 24 | COPELAND, Quadir | 11-0 | 87:10 | 7.9 | 9-19 | .474 | 1-4 | .250 | 4-5 | .800 | 7 | 10 | 17 | 1.5 | 11 | 0 | 4 | 10 | 2 | 6 | 23 | 2.1 | | |
| 55 | HIMA, Mounir | 13-0 | 113:01 | 8.7 | 9-18 | .500 | 0-0 | .000 | 2-2 | 1.000 | 15 | 14 | 29 | 2.2 | 19 | 0 | 2 | 2 | 19 | 3 | 20 | 1.5 | | |
| 2 | AJAK, John Bol | 10-0 | 114:37 | 11.5 | 5-10 | .500 | 0-0 | .000 | 4-7 | .571 | 10 | 13 | 23 | 2.3 | 10 | 0 | 19 | 8 | 2 | 4 | 14 | 1.4 | | |
| 12 | CLAYTON, Anthony | 1-0 | 04:44 | 4.7 | 0-3 | .000 | 0-0 | .000 | 0-2 | .000 | 0 | 0 | 0 | 0.0 | 0 | 0 | 0 | 2 | 0 | 1 | 0 | 0.0 | | |
| 23 | CAREY, Peter | 3-0 | 19:35 | 6.5 | 0-0 | .000 | 0-0 | .000 | 0-0 | .000 | 0 | 3 | 3 | 1.0 | 7 | 0 | 1 | 0 | 1 | 0 | 0 | 0.0 | | |
| 21 | RUFFIN, Niko | 1-0 | 04:44 | 4.7 | 0-2 | .000 | 0-0 | .000 | 0-0 | .000 | 0 | 0 | 0 | 0.0 | 0 | 0 | 0 | 1 | 0 | 0 | 0 | 0.0 | | |
| 33 | CORDES, Arthur | 1-0 | 04:44 | 4.7 | 0-0 | .000 | 0-0 | .000 | 0-0 | .000 | 0 | 0 | 0 | 0.0 | 0 | 0 | 0 | 1 | 0 | 0 | 0 | 0.0 | | |
| Team | | | | | | | | | | | 28 | 24 | 52 | | | | | 8 | | | | | | |
| Total | | 15 | 3050 | | 419-910 | .460 | 91-264 | .345 | 199-268 | .743 | 164 | 386 | 550 | 36.7 | 201 | 4 | 220 | 175 | 88 | 123 | 1128 | 75.2 | | |
| Opponents | | 15 | 3052 | | 375-936 | .401 | 145-438 | .331 | 141-216 | .653 | 211 | 359 | 570 | 38.0 | 243 | 7 | 253 | 219 | 35 | 98 | 1036 | 69.1 | | |

Team Statistics

| | SU | OPP |
|------------------------|----------------|----------------|
| Scoring | 1128 | 1036 |
| Points per game | 75.2 | 69.1 |
| Scoring margin | +6.1 | - |
| Field goals-att | 419-910 | 375-936 |
| Field goal pct | .460 | .401 |
| 3 point fg-att | 91-264 | 145-438 |
| 3-point FG pct | .345 | .331 |
| 3-pt FG made per game | 6.1 | 9.7 |
| Free throws-att | 199-268 | 141-216 |
| Free throw pct | .743 | .653 |
| F-Throws made per game | 13.3 | 9.4 |
| Rebounds | 550 | 570 |
| Rebounds per game | 36.7 | 38.0 |
| Rebounding margin | -1.3 | - |
| Assists | 220 | 253 |
| Assists per game | 14.7 | 16.9 |
| Turnovers | 175 | 219 |
| Turnovers per game | 11.7 | 14.6 |
| Turnover margin | +2.9 | - |
| Assist/turnover ratio | 1.3 | 1.2 |
| Steals | 123 | 98 |
| Steals per game | 8.2 | 6.5 |
| Blocks | 88 | 35 |
| Blocks per game | 5.9 | 2.3 |
| Winning streak | 2 | - |
| Home win streak | 1 | - |
| Attendance | 173839 | 32752 |
| Home games-Avg/Game | 10-17384 | 3-10917 |
| Neutral site-Avg/Game | - | 2-2951 |

Team Results

| Date | Opponent | | Score | Att. |
|------------|--------------------|-----|-------|-------|
| 11/07/2022 | Lehigh | W | 90-72 | 17755 |
| 11/15/2022 | Colgate | L | 68-80 | 17836 |
| 11/19/2022 | Northeastern | W | 76-48 | 15668 |
| 11/21/2022 | vs Richmond | Wot | 74-71 | 0 |
| 11/23/2022 | vs St. John's (NY) | Lot | 69-76 | 5901 |
| 11/26/2022 | Bryant | L | 72-73 | 15892 |
| 11/29/2022 | at Illinois | L | 44-73 | 15544 |
| 12/03/2022 | at Notre Dame | W | 62-61 | 5702 |
| 12/06/2022 | Oakland | W | 95-66 | 17368 |
| 12/10/2022 | Georgetown | W | 83-64 | 20370 |
| 12/12/2022 | Monmouth | W | 86-71 | 19262 |
| 12/17/2022 | Cornell | W | 78-63 | 16578 |
| 12/20/2022 | Pittsburgh | L | 82-84 | 15417 |
| 12/31/2022 | Boston College | W | 79-65 | 17693 |
| 01/03/2023 | at Louisville | W | 70-69 | 11506 |



2022-23 Syracuse Men's Basketball Combined Team Statistics ACC games

Page 1/1
as of Jan 04, 2023

Game Records

| Record | Overall | Home | Away | Neutral |
|----------------|---------|------|------|---------|
| ALL GAMES | 3-1 | 1-1 | 2-0 | 0-0 |
| CONFERENCE | 3-1 | 1-1 | 2-0 | 0-0 |
| NON-CONFERENCE | 0-0 | 0-0 | 0-0 | 0-0 |

Score by Periods

| Team | 1st | 2nd | OT | TOT |
|-----------|-----|-----|----|-----|
| Syracuse | 138 | 155 | 0 | 293 |
| Opponents | 138 | 141 | 0 | 279 |

Team Box Score

| No. | Player | | | | Total | | 3-Point | | F-Throw | | Rebounds | | | | | | | | | | | |
|-----------|--------------------|-------|--------|------|---------|------|----------|------|---------|-------|----------|-----|-----|------|----|----|----|----|-----|-----|-----|------|
| | | GP-GS | MIN | AVG | FG-FGA | FG% | 3FG-3FGA | 3FG% | FT-FTA | FT% | OFF | DEF | TOT | AVG | PF | DQ | A | TO | BLK | STL | PTS | AVG |
| 11 | GIRARD III, Joseph | 4-4 | 148:55 | 37.2 | 29-66 | .439 | 13-35 | .371 | 17-19 | .895 | 0 | 14 | 14 | 3.5 | 12 | 0 | 15 | 11 | 0 | 6 | 88 | 22.0 |
| 3 | MINTZ, Judah | 4-4 | 147:42 | 36.9 | 26-57 | .456 | 2-11 | .182 | 13-18 | .722 | 0 | 13 | 13 | 3.3 | 11 | 0 | 17 | 10 | 0 | 12 | 67 | 16.8 |
| 14 | EDWARDS, Jesse | 4-4 | 129:37 | 32.4 | 21-41 | .512 | 0-0 | .000 | 10-15 | .667 | 12 | 32 | 44 | 11.0 | 12 | 1 | 4 | 7 | 10 | 4 | 52 | 13.0 |
| 13 | WILLIAMS, Benny | 4-4 | 89:43 | 22.4 | 8-23 | .348 | 2-4 | .500 | 6-7 | .857 | 6 | 8 | 14 | 3.5 | 2 | 0 | 4 | 4 | 3 | 1 | 24 | 6.0 |
| 24 | COPELAND, Quadir | 2-0 | 19:33 | 9.8 | 4-6 | .667 | 1-2 | .500 | 2-3 | .667 | 5 | 1 | 6 | 3.0 | 3 | 0 | 1 | 1 | 2 | 3 | 11 | 5.5 |
| 5 | TAYLOR, Justin | 4-0 | 84:43 | 21.2 | 7-16 | .438 | 4-10 | .400 | 1-1 | 1.000 | 0 | 8 | 8 | 2.0 | 4 | 0 | 4 | 0 | 0 | 4 | 19 | 4.8 |
| 0 | BELL, Chris | 4-4 | 55:43 | 13.9 | 7-15 | .467 | 2-9 | .222 | 0-0 | .000 | 2 | 6 | 8 | 2.0 | 2 | 0 | 3 | 2 | 2 | 1 | 16 | 4.0 |
| 1 | BROWN, Maliq | 3-0 | 41:24 | 13.8 | 3-8 | .375 | 0-0 | .000 | 0-2 | .000 | 6 | 5 | 11 | 3.7 | 1 | 0 | 3 | 2 | 1 | 1 | 6 | 2.0 |
| 10 | TORRENCE, Symir | 3-0 | 23:23 | 7.8 | 3-6 | .500 | 0-1 | .000 | 0-2 | .000 | 0 | 0 | 0 | 0.0 | 0 | 0 | 1 | 0 | 0 | 1 | 6 | 2.0 |
| 55 | HIMA, Mounir | 3-0 | 30:17 | 10.1 | 0-2 | .000 | 0-0 | .000 | 2-2 | 1.000 | 4 | 1 | 5 | 1.7 | 6 | 0 | 1 | 1 | 4 | 2 | 2 | 0.7 |
| 2 | AJAK, John Bol | 3-0 | 29:00 | 9.7 | 1-3 | .333 | 0-0 | .000 | 0-0 | .000 | 1 | 1 | 2 | 0.7 | 1 | 0 | 7 | 2 | 0 | 0 | 2 | 0.7 |
| Team | | | | | | | | | | | 5 | 4 | 9 | | | | | 2 | | | | |
| Total | | 4 | 800 | | 109-243 | .449 | 24-72 | .333 | 51-69 | .739 | 41 | 93 | 134 | 33.5 | 54 | 1 | 60 | 42 | 22 | 35 | 293 | 73.3 |
| Opponents | | 4 | 800 | | 101-239 | .423 | 39-104 | .375 | 38-57 | .667 | 52 | 101 | 153 | 38.3 | 61 | 1 | 64 | 64 | 14 | 24 | 279 | 69.8 |

Team Statistics

| | SU | OPP |
|------------------------|----------------|----------------|
| Scoring | 293 | 279 |
| Points per game | 73.3 | 69.8 |
| Scoring margin | +3.5 | - |
| Field goals-att | 109-243 | 101-239 |
| Field goal pct | .449 | .423 |
| 3 point fg-att | 24-72 | 39-104 |
| 3-point FG pct | .333 | .375 |
| 3-pt FG made per game | 6.0 | 9.8 |
| Free throws-att | 51-69 | 38-57 |
| Free throw pct | .739 | .667 |
| F-Throws made per game | 12.8 | 9.5 |
| Rebounds | 134 | 153 |
| Rebounds per game | 33.5 | 38.3 |
| Rebounding margin | -4.8 | - |
| Assists | 60 | 64 |
| Assists per game | 15.0 | 16.0 |
| Turnovers | 42 | 64 |
| Turnovers per game | 10.5 | 16.0 |
| Turnover margin | +5.5 | - |
| Assist/turnover ratio | 1.4 | 1.0 |
| Steals | 35 | 24 |
| Steals per game | 8.8 | 6.0 |
| Blocks | 22 | 14 |
| Blocks per game | 5.5 | 3.5 |
| Winning streak | 2 | - |
| Home win streak | 1 | - |
| Attendance | 33110 | 17208 |
| Home games-Avg/Game | 2-16555 | 2-8604 |
| Neutral site-Avg/Game | - | 0-0 |

Team Results

| Date | Opponent | | Score | Att. |
|------------|----------------|---|-------|-------|
| 12/03/2022 | at Notre Dame | W | 62-61 | 5702 |
| 12/20/2022 | Pittsburgh | L | 82-84 | 15417 |
| 12/31/2022 | Boston College | W | 79-65 | 17693 |
| 01/03/2023 | at Louisville | W | 70-69 | 11506 |



2022-23 Syracuse Men's Basketball Combined Team Statistics Non Conference games

Page 1/1
as of Dec 18, 2022

Game Records

| Record | Overall | Home | Away | Neutral |
|----------------|---------|------|------|---------|
| ALL GAMES | 7-4 | 6-2 | 0-1 | 1-1 |
| CONFERENCE | 0-0 | 0-0 | 0-0 | 0-0 |
| NON-CONFERENCE | 7-4 | 6-2 | 0-1 | 1-1 |

Score by Periods

| Team | 1st | 2nd | OT | TOT |
|-----------|-----|-----|----|-----|
| Syracuse | 403 | 417 | 15 | 835 |
| Opponents | 358 | 380 | 19 | 757 |

Team Box Score

| No. | Player | | | | Total | | 3-Point | | F-Throw | | Rebounds | | | | | | | | | | | | | |
|-----------|--------------------|-------|--------|------|---------|------|----------|------|---------|-------|----------|-----|-----|------|-----|----|-----|-----|-----|-----|-----|------|--|--|
| | | GP-GS | MIN | AVG | FG-FGA | FG% | 3FG-3FGA | 3FG% | FT-FTA | FT% | OFF | DEF | TOT | AVG | PF | DQ | A | TO | BLK | STL | PTS | AVG | | |
| 3 | MINTZ, Judah | 11-11 | 330:26 | 30.0 | 60-139 | .432 | 3-18 | .167 | 47-59 | .797 | 6 | 14 | 20 | 1.8 | 19 | 0 | 46 | 23 | 3 | 22 | 170 | 15.5 | | |
| 11 | GIRARD III, Joseph | 11-11 | 355:05 | 32.3 | 54-142 | .380 | 31-83 | .373 | 23-27 | .852 | 3 | 26 | 29 | 2.6 | 8 | 0 | 30 | 24 | 0 | 8 | 162 | 14.7 | | |
| 14 | EDWARDS, Jesse | 11-11 | 326:08 | 29.6 | 61-92 | .663 | 0-0 | .000 | 35-51 | .686 | 34 | 86 | 120 | 10.9 | 27 | 2 | 13 | 19 | 36 | 14 | 157 | 14.3 | | |
| 13 | WILLIAMS, Benny | 11-11 | 316:28 | 28.8 | 39-86 | .453 | 5-14 | .357 | 13-19 | .684 | 17 | 39 | 56 | 5.1 | 21 | 1 | 15 | 12 | 3 | 13 | 96 | 8.7 | | |
| 0 | BELL, Chris | 11-11 | 232:28 | 21.1 | 31-74 | .419 | 16-45 | .356 | 6-8 | .750 | 2 | 13 | 15 | 1.4 | 15 | 0 | 4 | 11 | 1 | 3 | 84 | 7.6 | | |
| 1 | BROWN, Maliq | 9-0 | 103:42 | 11.5 | 19-26 | .731 | 0-0 | .000 | 2-5 | .400 | 11 | 20 | 31 | 3.4 | 7 | 0 | 5 | 2 | 2 | 5 | 40 | 4.4 | | |
| 5 | TAYLOR, Justin | 10-0 | 149:48 | 15.0 | 13-36 | .361 | 7-19 | .368 | 10-13 | .769 | 3 | 17 | 20 | 2.0 | 6 | 0 | 6 | 3 | 2 | 6 | 43 | 4.3 | | |
| 10 | TORRENCE, Symir | 11-0 | 166:09 | 15.1 | 15-31 | .484 | 5-11 | .455 | 6-6 | 1.000 | 2 | 21 | 23 | 2.1 | 7 | 0 | 24 | 13 | 1 | 8 | 41 | 3.7 | | |
| 55 | HIMA, Mounir | 10-0 | 82:44 | 8.3 | 9-16 | .563 | 0-0 | .000 | 0-0 | .000 | 11 | 13 | 24 | 2.4 | 13 | 0 | 1 | 1 | 15 | 1 | 18 | 1.8 | | |
| 2 | AJAK, John Bol | 7-0 | 85:37 | 12.2 | 4-7 | .571 | 0-0 | .000 | 4-7 | .571 | 9 | 12 | 21 | 3.0 | 9 | 0 | 12 | 6 | 2 | 4 | 12 | 1.7 | | |
| 24 | COPELAND, Quadir | 9-0 | 67:37 | 7.5 | 5-13 | .385 | 0-2 | .000 | 2-2 | 1.000 | 2 | 9 | 11 | 1.2 | 8 | 0 | 3 | 9 | 0 | 3 | 12 | 1.3 | | |
| 12 | CLAYTON, Anthony | 1-0 | 04:44 | 4.7 | 0-3 | .000 | 0-0 | .000 | 0-2 | .000 | 0 | 0 | 0 | 0.0 | 0 | 0 | 0 | 2 | 0 | 1 | 0 | 0.0 | | |
| 23 | CAREY, Peter | 3-0 | 19:35 | 6.5 | 0-0 | .000 | 0-0 | .000 | 0-0 | .000 | 0 | 3 | 3 | 1.0 | 7 | 0 | 1 | 0 | 1 | 0 | 0 | 0.0 | | |
| 21 | RUFFIN, Niko | 1-0 | 04:44 | 4.7 | 0-2 | .000 | 0-0 | .000 | 0-0 | .000 | 0 | 0 | 0 | 0.0 | 0 | 0 | 0 | 1 | 0 | 0 | 0 | 0.0 | | |
| 33 | CORDES, Arthur | 1-0 | 04:44 | 4.7 | 0-0 | .000 | 0-0 | .000 | 0-0 | .000 | 0 | 0 | 0 | 0.0 | 0 | 0 | 0 | 1 | 0 | 0 | 0 | 0.0 | | |
| Team | | | | | | | | | | | 23 | 20 | 43 | | | | | 6 | | | | | | |
| Total | | 11 | 2250 | | 310-667 | .465 | 67-192 | .349 | 148-199 | .744 | 123 | 293 | 416 | 37.8 | 147 | 3 | 160 | 133 | 66 | 88 | 835 | 75.9 | | |
| Opponents | | 11 | 2252 | | 274-697 | .393 | 106-334 | .317 | 103-159 | .648 | 159 | 258 | 417 | 37.9 | 182 | 6 | 189 | 155 | 21 | 74 | 757 | 68.8 | | |

Team Statistics

| | SU | OPP |
|------------------------|----------------|----------------|
| Scoring | 835 | 757 |
| Points per game | 75.9 | 68.8 |
| Scoring margin | +7.1 | - |
| Field goals-att | 310-667 | 274-697 |
| Field goal pct | .465 | .393 |
| 3 point fg-att | 67-192 | 106-334 |
| 3-point FG pct | .349 | .317 |
| 3-pt FG made per game | 6.1 | 9.6 |
| Free throws-att | 148-199 | 103-159 |
| Free throw pct | .744 | .648 |
| F-Throws made per game | 13.5 | 9.4 |
| Rebounds | 416 | 417 |
| Rebounds per game | 37.8 | 37.9 |
| Rebounding margin | -0.1 | - |
| Assists | 160 | 189 |
| Assists per game | 14.5 | 17.2 |
| Turnovers | 133 | 155 |
| Turnovers per game | 12.1 | 14.1 |
| Turnover margin | +2.0 | - |
| Assist/turnover ratio | 1.2 | 1.2 |
| Steals | 88 | 74 |
| Steals per game | 8.0 | 6.7 |
| Blocks | 66 | 21 |
| Blocks per game | 6.0 | 1.9 |
| Winning streak | 4 | - |
| Home win streak | 4 | - |
| Attendance | 140729 | 15544 |
| Home games-Avg/Game | 8-17591 | 1-15544 |
| Neutral site-Avg/Game | - | 2-2951 |

Team Results

| Date | Opponent | | Score | Att. |
|------------|--------------------|-----|-------|-------|
| 11/07/2022 | Lehigh | W | 90-72 | 17755 |
| 11/15/2022 | Colgate | L | 68-80 | 17836 |
| 11/19/2022 | Northeastern | W | 76-48 | 15668 |
| 11/21/2022 | vs Richmond | Wot | 74-71 | 0 |
| 11/23/2022 | vs St. John's (NY) | Lot | 69-76 | 5901 |
| 11/26/2022 | Bryant | L | 72-73 | 15892 |
| 11/29/2022 | at Illinois | L | 44-73 | 15544 |
| 12/06/2022 | Oakland | W | 95-66 | 17368 |
| 12/10/2022 | Georgetown | W | 83-64 | 20370 |
| 12/12/2022 | Monmouth | W | 86-71 | 19262 |
| 12/17/2022 | Cornell | W | 78-63 | 16578 |