

## Louisville Basketball Quick Facts

Location	Louisville, Ky. 40292
Founded / Enrollment	1798 / 22,640
Nickname / Colors	Cardinals / Red & Black
Conference	Atlantic Coast
Home Court	KFC Yum! Center (22,090)
Interim President	Lori Gonzalez
Interim Director of Athletics	Josh Heird
Interim Head Coach	Mike Pegues (Delaware '00)
UofL/Overall Record	6-9 (first year)
Assistant Coach	Ross McMains
Assistant Coach	Kahil Fennell
Director of Basketball Operations	Taylor Barnette
All-Time Record	1,770-957 (108th yr.) (does not include 123-3 record vacated by NCAA)
All-Time NCAA Tournament Record	61-40 (39 Appearances, 8 Final Fours, 2 NCAA Titles - '80, '86)
<b>Important Phone Numbers</b>	
Athletics Office	(502) 852-5732
Basketball Office	(502) 852-6651
Sports Information Office	(502) 852-6581
Sr. Assoc. AD/SID - Kenny Klein, cell	(502) 599-7865
email: kenny@GoCards.com	

## 2021-22 Schedule / Results #TEAM108

Date	Opponent	TV	Time (ET)
<b>October</b>			
Fri. 29	KENTUCKY STATE ~ .....	ACCNX	W 94-45
<b>November</b>			
Wed. 3	WEST GEORGIA ~ .....	ACCNX	W 103-51
Tues. 9	SOUTHERN.....	RSN	W 72-60
Fri. 12	FURMAN.....	ACCNX	L 72-80/ot
Mon. 15	NAVY.....	ACCN	W 77-60
Sat. 20	DETROIT MERCY + .....	ACCNX	W 73-67
Thur. 25	Mississippi State * .....	CBS SN	W 72-58
Sat. 27	Maryland* .....	CBS SN	W 63-55
<b>December</b>			
Wed. 1	at #22/22 Michigan State ^ .....	ESPN	L 64-73
Sat. 4	at NC State .....	ESPN2	W 73-68
Fri. 10	DEPAUL.....	ACCN	L 55-62
Tues. 14	SE LOUISIANA.....	ACCN	W 86-60
Sat. 18	at Western Kentucky .....	CBS	L 72-82
Wed. 22	at Kentucky .....		postponed
Wed. 29	WAKE FOREST.....	ACCN	W 73-69
<b>January</b>			
Sun. 2	at Georgia Tech .....	ESPN2	W 67-64
Wed. 5	PITTSBURGH .....	ESPNU	W 75-72
Sat. 8	at Florida State .....	ESPNU	L 70-79
Wed. 12	NC STATE .....	ACCN	L 63-79
Sat. 15	at Pittsburgh .....	ACCN	L 53-65
Wed. 19	BOSTON COLLEGE .....	RSN	W 67-54
Sat. 22	NOTRE DAME.....	ESPN	L 70-82
Mon. 24	at Virginia.....	ESPN	L 52-64
Sat. 29	#9/7 DUKE.....	ESPN	L 65-74
<b>February</b>			
Tues. 1	NORTH CAROLINA .....	ACCN	L 83-90/ot
Sat. 5	at Syracuse .....	ESPN2	L 69-92
Wed. 9	at Notre Dame.....	ESPNU	L 57-63
Wed. 16	MIAMI.....	RSN	L 63-70
Sat. 19	CLEMSON .....	RSN	W 70-61
Mon. 21	at North Carolina.....	ESPN	L 63-70
Sat. 26	at Wake Forest .....	ACCN	L 77-99
<b>March</b>			
Tues. 1	at Virginia Tech .....	ESPN2	L 43-75
Sat. 5	VIRGINIA .....	ESPN2	Noon
Tues. 8-	at ACC Tournament.....	TBA	TBA
Sat. 12	(Barclays Center, Brooklyn, NY)		
~ exhibition game			
+ Baha Mar Hoops Bahamas Championship, Louisville, KY			
* Baha Mar Hoops Bahamas Championship, Nassau, Bahamas			
^ Big 10/ACC Challenge, East Lansing, MI			



# LOUISVILLE BASKETBALL

TOUGH. TOGETHER. UNBREAKABLE.

1980, 1986 NCAA Champions □ 8 NCAA Final Fours □ 39 NCAA Tournament Appearances

Sports Information ♦ University of Louisville ♦ Louisville, KY 40292 ♦ www.GoCards.com  
Phone: (502) 852-6581 ♦ email: kenny@GoCards.com ♦ Twitter/Instagram: @LouisvilleMBB

## Louisville Cardinals (12-17, 6-13 ACC) vs. Virginia Cavaliers (17-12, 11-8 ACC)



Saturday, March 5 ■ 12:01 p.m. ET ■ KFC Yum! Center ■ Louisville, Ky.

## POSSIBLE STARTING LINEUPS

Louisville (12-17, 6-13 ACC)	Ht.	Wt.	Yr.	PPG	RPG	Hometown
F 14 Dre DAVIS	6-6	210	So.	7.7	3.1	Indianapolis, Ind.
F 24 Jae'Lyn WITHERS	6-8	225	R-So.	5.8	4.6	Charlotte, N.C.
C 21 Sydney CURRY	6-8	270	Jr.	6.2	3.9	Ft. Wayne, Ind.
G 3 El ELLIS	6-3	180	Jr.	8.8	1.8	Durham, N.C.
G 13 Jarrod WEST	5-11	185	Gr.	5.8	2.6	Clarksburg, W.Va.
Virginia (17-12, 11-8 ACC)	Ht.	Wt.	Yr.	PPG	RPG	Hometown
F 1 Jayden GARDNER	6-6	246	Sr.	15.5	7.0	Wake Forest, N.C.
F 22 Francisco CAFFARO	7-1	242	R-Jr.	4.6	4.7	Santa Fe, Argentina
G 0 Kihei CLARK	5-10	172	Sr.	10.3	3.1	Woodland Hills, Calif.
G 2 Reece BEEKMAN	6-3	181	So.	7.9	3.4	Baton Rouge, La.
G 4 Armaan FRANKLIN	6-4	204	Jr.	11.4	2.6	Indianapolis, Ind.

Head Coach: Tony Bennett (Green Bay '92) 312-115 in 13th year at UVa; 381-148 in 16th year overall.

Louisville plays its final home game of the season on Senior Day as the Cardinals face the Virginia Cavaliers on Saturday, UofL's first home game in 14 days. Fans are encouraged to "Wear Red for the Seniors" and arrive by 11:35 a.m. for the pregame Senior Day ceremony. Senior Day posters will be available on both the lower and upper concourses while supplies last. Louisville fell 75-43 at Virginia Tech on Tuesday as Sydney Curry produced his second double-double of the season with 18 points and a career-high 11 rebounds. UofL fell behind 12-2 to start the game and 33-21 at halftime, and could not get closer than 11 in the second half. Virginia (17-12, 11-8 ACC) has won five of its last eight games, but fell 64-63 at home to Florida State in its last game on Feb. 26. The Cavaliers have had the week off.

## GAME FACTS

**Site:** KFC Yum! Center/Denny Crum Court, Louisville, Ky. (22,090) (178-36 in 12th year)

**Television:** ESPN2 - Doug Sherman, play-by-play; Jordan Cornette, analyst.

**Radio:** WKRD (790 AM) Paul Rogers, play-by-play; Jody Demling, analyst. (XM channel 382, SiriusXM App 972)

**Series History:** Louisville trails 5-18 (4-8 in Louisville, 1-9 in Charlottesville, 0-1 neutral)

**Last Meeting:** Virginia 64, UofL 52 (Jan. 24, 2022 in Charlottesville, Va.)

**UofL National Ranking:** unranked in USA Today & Associated Press polls

**Officials:** Ted Valentine, Mark Schnur, Tim Comer

**Next UofL Game:** ACC Tournament, March 8-12, Barclays Center, Brooklyn, N.Y.

## CARD FILE

■ Louisville has won 17 of its last 21 Senior Day games.

■ **Sydney Curry** has averaged 23 points and nine rebounds in his last two games while shooting 70 percent from the field (21-of-30). His 28 points at Wake Forest was the most for a Cardinal since Jordan Nwora finished with 37 at Boston College on Jan. 29, 2020. Curry's 13 field goals made (in 18 attempts) were the most by a Louisville player since Russ Smith finished 14-of-22 in a win over Houston in the AAC semifinals on March 14, 2014. He achieved his second double-double of the year with 18 points and 11 rebounds at Virginia Tech.

■ Louisville has a **64-23** record in its conference home games over the last 10 years (.736). UofL has the fifth-most conference home wins in its eight years in the ACC with a 50-20 ACC home record.

■ **El Ellis** has scored in double figures in six of the last nine games, including a career-high 25 in the Feb. 1 meeting against North Carolina. He is averaging 10.7 points per game over the last 16 games -- top for the Cardinals in that stretch, while hitting 27-of-73 threes (.370), including 12.6 ppg in the last nine.

■ **Jarrod West** is fourth in the ACC in assist-turnover ratio (2.49) and is fourth in the nation in career steals among active players with 291.

■ **Noah Locke** passed 1,200 career points with 14 at Wake Forest. He has 17 double figure scoring efforts this year, including four of the last seven games. He has made 38 percent of his three-pointers in ACC games (39-of-103). Locke has made multiple three-pointers in 18 games and at least three in 12 games this season.

■ **About Virginia** — Virginia (17-12, 11-8 ACC) has won five of its last eight games, but fell 64-63 at home to Florida State in its last game on Feb. 26 as Jayden Gardner led UVa with 21 points. The Cavaliers have the week off prior to facing the Cardinals.

Virginia leads the ACC in scoring defense (60.4 ppg, 12th in the nation). Leading scorer Jayden Gardner (15.5 ppg, 11th in the ACC) is among the ACC leaders in rebounding (7.0, 11th in the ACC), field goal percentage (.511, fifth in the ACC) and free throw percentage (.813, sixth in the ACC). Virginia is No. 62 in ESPN's College Basketball Power Index (BPI), No. 76 by KenPom, No. 61 in the Sagarin Ratings and No. 79 in the NCAA's NET rankings through Jan. 22. Louisville is No. 118 in ESPN's BPI, No. 139 by KenPom, No. 109 in the Sagarin Ratings and No. 135 in the NCAA's NET.

Virginia leads the series 18-5 over Louisville and the Cavaliers have won 12 of the last 13 meetings. In the last matchup on Jan. 24, UofL fell 64-52 at Virginia as the Cardinals trailed by as many as 19, closed to within four and was within five points in the closing five minutes. Jarrod West led three Cardinals in double figures with a season-high matching 14 points and three assists.

Louisville Assistant Coach/Director of Basketball Operations Taylor Barnette played basketball his freshman year at Virginia (2012-13) before finishing his collegiate career at Belmont (1,085 career points).

■ **"Wear Red for the Seniors"** -- Louisville's March 5 final home game of the season against Virginia will be UofL's annual "Wear Red for the Seniors" Senior Day event. Cardinal fans are encouraged to wear red attire and arrive by 11:35 a.m. for the pregame ceremony. Four members of the team and two student managers will be honored, including transfer guards **Noah Locke**, **Mason Faulkner** and **Jarrod West**, and fifth-year senior forward **Malik Williams**. Collectively throughout their collegiate careers, the group has amassed 4,895 career points, 1,150 assists and 1,889 rebounds, with three achieving 1,000 career points. Student managers Nick Franchak and Chace Reckenwald will also be recognized for their efforts. Louisville has won 17 of its last 21 Senior Day games. The Cardinals will wear their red uniforms for Saturday's game against Virginia instead of their usual home white.

■ **Card File** -- Louisville will be between a No. 10-13 seed in the 2022 ACC Tournament in Brooklyn depending on Saturday's results around the league ... Louisville has averaged 28.5 points per game from its bench this season. The Cardinals have had 33 double-figure scoring efforts off the bench. Louisville's bench has contributed 30 or more bench points on 14 occasions this season. Louisville picked up 59 points off the bench at Wake Forest, its most since scoring 63 against Southern on Nov. 13, 2018. The Cards are ninth in the nation in bench minutes (42.7 percent) ... Louisville does not have a double-figure scorer on its team, but has 10 players averaging between 4.7 and 9.5 points per game. The last time UofL finished the season without a double figure scorer was 1943-44 ... This is the first time a Louisville team has dropped at least 17 of its first 29 games since the Cardinals started 11-18 in 2000-01. The Cardinals' seven-game losing streak broken with a win over Clemson on Feb. 19 was the longest for UofL since 1940-41 ... Opponents have shot over 10 percentage points higher against the Cardinals in their 17 losses (.476) than in their 12 victories (.376) ... Louisville used its 14th different starting lineup against Clemson on Feb. 19 ... Louisville's leading

## 2021-22 University of Virginia Cavaliers Men's Basketball Roster

No.	Name	Yr.	Pos.	Ht.	Wt.	Hometown	High School
0	Kihei Clark	Sr.	G	5-10	172	Woodland Hills, Calif.	Taft Charter
1	Jayden Gardner	Sr.	F	6-6	246	Wake Forest, N.C.	Heritage
2	Rreece Beekman	So.	G	6-3	181	Baton Rouge, La.	Scotlandville Magnet
4	Armaan Franklin	Jr.	G	6-4	204	Indianapolis, Ind.	Cathedral
5	Jayden Nixon	Sr.	G	6-3	200	Charlottesville, Va.	Choate Rosemary Hall (Conn.)
10	Taine Murray	Fr.	G	6-5	207	Auckland, N.Z.	Rosmini College
11	Malachi Poindexter	So.	G	6-2	190	Mineral, Va.	St. Anne's-Belfield School
12	Chase Coleman	Jr.	G	5-9	161	Norfolk, Va.	Mauzy
13	Chris McGahren	Sr.	G	6-4	185	Charlottesville, Va.	Western Albermarle
21	Kadin Shedrick	R-So.	F	6-11	231	Holly Springs, N.C.	Holly Springs
22	Francisco Caffaro	R-Jr.	C	7-1	242	Santa Fe, Argentina	NBA Global Academy
23	Kody Stattmann	Sr.	G	6-8	200	Cairns, Australia	St. Augustine's College
24	Igor Milicic Jr.	Fr.	G/F	6-10	224	Rovinj, Croatia	ProGenius Ulm / Orange Academy
33	Carson McCorkle	So.	G	6-3	185	Raleigh, N.C.	Greensboro Day School

**Head Coach:** Tony Bennett **Assoc. Head Coach:** Jason Williford **Asst. Coach:** Orlando Vandross, Kyle Getter



### Statistical Comparison

	Virginia	UofL
Record .....	17-12	12-17
Scoring Average.....	63.3	67.6
Points Allowed.....	60.4	70.6
Scoring Margin .....	+2.9	-3.0
FG Percentage.....	.451	.423
Opp. FG Percentage ...	.429	.434
3-Pt. Percentage .....	.321	.307
FT Percentage .....	.745	.672
Rebound Margin .....	+0.6	+0.9
Turnover Margin .....	+1.3	-1.2

### Series vs. Virginia

(Won 5, Lost 18)

Date	UL	UV
Feb. 13, 1924 (H)	26	41
Feb. 15, 1947 .....	69	43
Jan. 24, 1982 (H)	56	74
Jan. 29, 1983 (A)	81	98
Feb. 11, 1984 (H)	45	50
Feb. 9, 1985 (A)	65	74
Jan. 4, 1989 (H) .....	74	71
Feb. 17, 1990 (A) .....	72	56
Feb. 7, 2015 (A)	47	52
Mar. 7, 2015 (H) .....	59	57
Jan. 30, 2016 (H)	47	63
Mar. 5, 2016 (A)	46	68
Dec. 28, 2016 (H)	53	61
Feb. 6, 2017 (A)	55	71
Jan. 31, 2018 (A)	64	74
Mar. 1, 2018 (H)	66	67
Mar. 8, 2018 (N)*	58	75
Feb. 23, 2019 (H)	52	64
Mar. 9, 2019 (A)	68	73
Feb. 8, 2020 (H) .....	80	73
Mar. 7, 2020 (A)	54	57
Mar. 6, 2021 (H)	58	68
Jan. 24, 2022 (A)	64	52

\*ACC Tournament (Brooklyn, NY)

## Last Meeting vs. Virginia

### Virginia 64, Louisville 52

Jan. 24, 2022 -- Charlottesville, Va. (John P. Jones Arena)

#### Louisville 52

Player	min	FG	3FG	FT	Reb	Ass	TO	BL	ST	PF	TP
Williams	26	4-9	2-4	0-0	6	1	1	1	1	2	10
Davis	15	2-5	0-1	0-0	1	0	1	0	0	2	4
Curry	9	1-1	0-0	0-0	1	0	0	0	0	2	2
Locke	20	1-8	1-6	0-0	1	1	0	0	1	0	3
Faulkner	26	1-4	1-2	0-0	1	2	1	0	1	2	3
Williamson	14	0-1	0-0	0-0	0	1	0	0	0	1	0
Cross	29	5-14	1-6	0-1	6	1	0	1	1	2	11
West	27	5-10	4-7	0-0	3	3	0	0	0	1	14
Ellis	19	0-1	0-1	1-2	1	1	1	0	0	0	1
Withers	7	1-2	0-1	0-0	2	0	2	0	0	1	2
Wheeler	8	1-1	0-0	0-0	2	0	0	0	0	1	2
Team					2	1					
Totals	200	21-56	9-28	1-3	26	10	7	2	4	14	52

Total FG%	1st H:	9-26 34.6%	2nd H:	12-30 40.0%	Game:	37.5%
3-Pt. FG%	1st H:	4-15 26.7%	2nd H:	5-13 38.5%	Game:	32.1%
FThrow %	1st H:	1- 2 50.0%	2nd H:	0- 1 0.0%	Game:	33.3%

#### Virginia 64

Player	min	FG	3FG	FT	Reb	Ass	TO	BL	ST	PF	TP
Gardner	35	7-13	0-0	0-0	5	1	1	0	0	2	14
Caffaro	19	2-3	0-0	5-6	7	0	1	0	0	1	9
Clark	39	6-12	3-7	0-0	5	5	2	0	0	1	15
Beekman	37	1-2	0-0	0-0	7	11	2	1	2	1	2
Franklin	34	3-10	1-6	3-3	4	2	0	0	2	1	10
Shedrick	24	4-7	0-0	3-5	6	1	1	3	0	1	11
Stattmann	12	1-4	1-3	0-0	0	0	0	0	1	1	3
Team					3	1					
Totals	200	24-51	5-16	11-14	37	20	8	4	5	8	64

Total FG%	1st H:	13-28 46.4%	2nd H:	11-23 47.8%	Game:	47.1%
3-Pt. FG%	1st H:	2- 8 25.0%	2nd H:	3- 8 37.5%	Game:	31.3%
FThrow %	1st H:	7- 9 77.8%	2nd H:	4- 5 80.0%	Game:	78.6%

#### Score by Periods 1st 2nd Total

Louisville	23	29	52
Virginia	35	29	64

#### Attendance: 13,076

Ties: 0
Lead Changes: 0

scorer has come from the bench 12 times this season, including six of the last 10 games (latest: Sydney Curry with 28 points off the bench at Wake Forest on Feb. 26) ... Louisville made 10 three-pointers at Syracuse, its 11th game this season and fifth straight with at least eight made threes. However, the Cardinals have made a collective 31-of-137 threes in its last six games (.226). The Cardinals made a season-high 15 three-pointers against North Carolina on Feb. 1, its most in eight years and a span of 257 games (season low two three-pointers vs. Miami). UofL made a high of eight threes in a game on just three occasions last year ... **Jarrod West** had made 12 three-pointers on the season in his first 18 games before making 15-of-31 threes over the last 11 contests (.484). West has made 247-of 667 threes over his collegiate career (.370). West handed out his 500th career assist vs. Clemson. He is fourth in the nation in career steals among active players with 291 ...

**Jae'Lyn Withers** has averaged 8.0 points and 4.7 rebounds over the last 12 games while shooting 45 percent from the field (39-87), scoring nine or more points in seven of those 12 (five of the last eight; averaging 9.1 ppg, 4.6 rpg in the last eight). He had multiple stitches in his mouth after taking a blow in practice last week, limiting him to a combined 17 minutes in his last two games. Withers averaged 4.2 points in the first 17 games of the season ... After averaging just 9.6 turnovers in a stretch of 10 games, Louisville has averaged 15 turnovers over its last three games. The Cardinals have committed single-digit turnovers in five of its last 11 games, and six of the last 13 games.

## 2021-22 University of Louisville Cardinals Men's Basketball Roster

No.	Name	Pos.	Ht.	Wt.	Yr.	Hometown (Previous School)
0	Noah Locke	G	6-3	210	Sr.	Baltimore, Md. (University of Florida)
1	Mike James *	G/F	6-6	215	Fr.	Orlando, Fla. (Oak Ridge HS)
3	El Ellis	G	6-3	180	Jr.	Durham, N.C. (Tallahassee Community College)
4	Roosevelt Wheeler	F/C	6-10	245	Fr.	Richmond, Va. (John Marshall HS)
5	Malik Williams	F/C	6-11	245	Sr.	Ft. Wayne, Ind. (Snider HS)
10	Samuell Williamson	G/F	6-7	205	Jr.	Rockwall, Texas (Rockwall HS)
11	Mason Faulkner	G	6-1	185	Gr.	Glasgow, Ky. (Western Carolina University)
12	JJ Traynor	F	6-8	200	So.	Bardstown, Ky. (Bardstown HS)
13	Jarrold West	G	5-11	185	Gr.	Clarksburg, W.Va. (Marshall University)
14	Dre Davis	G/F	6-6	210	So.	Indianapolis, Ind. (Lawrence Central HS)
15	Drew Schultz	F	6-4	200	So.	Rockwall, Texas (Rockwall HS)
20	Sam Bearden	F	6-5	200	So.	Louisville, Ky. (Holy Cross HS)
21	Sydney Curry	F	6-8	270	Jr.	Ft. Wayne, Ind. (John A. Logan College)
23	Gabe Wiznitzer	C	6-11	245	So.	Walhalla, S.C. (Hargrave Military Academy)
24	Jae'Lyn Withers	F	6-8	225	R-So.	Charlotte, N.C. (Cleveland (OH) Heights HS)
30	Ashton Myles-Devore	G	6-1	165	So.	Versailles, Ky. (Woodford County HS)
33	Matt Cross	F	6-7	230	So.	Beverly, Mass. (University of Miami/Fla.)
45	Brad Colbert	G	6-2	185	So.	Loveland, Ohio (Andrews Osborne Academy)

**Pronunciations:** Jarrold West (JAIR-uhd), Gabe Wiznitzer (WIZ-nit-zer); assistant coaches Mike Pegues (puh-GEESE), Kahil Fennell (kuh-HILL fe-NELL). \*out for season with injury

■ **Three 1,000-Point Scorers** -- Louisville has three individuals who have scored 1,000 collegiate career points. Co-captain Jarrold West has produced 1,371 points and 511 assists over the last four years at Marshall (2017-21) and Louisville this season. Mason Faulkner has totaled 1,474 career points and 507 assists in five seasons at Northern Kentucky, Western Carolina and Louisville. In addition, transfer Noah Locke reached the 1,000 career point scoring mark with 12 points against Maryland in the Baha Mar Hoops Bahamas Championship, scoring 933 points in three seasons at Florida and 276 in the Cardinals' 29 games (1,209 total). Malik Williams is the closest returning Cardinal to 1,000 career points with 841 points and 647 career rebounds. El Ellis amassed 862 points in two junior college seasons before joining the UofL team. Louisville is second in the nation with 69 career 1,000-point scorers behind North Carolina's 79.

■ **Briefly** — Louisville grabbed 12 offensive rebounds at Wake Forest, its 14th game this season with at least 10 ... Louisville is 9-3 this season when outrebounding its opponent, 11-1 when shooting better from the field than the opposition, 9-2 when shooting more free throws than its opponent, and 11-3 when leading at halftime -- all of which were accomplished in its game against Clemson on Feb. 19 ... Louisville has a 73-38 record during the month of March over the last 17 years (since 2005; .658 winning percentate), including a 40-22 mark since 2012 (.645). UofL is 21-15 during regular season games in March since 2005 (52-23 in post-season games, .693) ... Louisville's 43 points at Virginia Tech marked its lowest since a 42-31 win over Cincinnati in the Metro Conference Tournament championship on March 7, 1981 ... **JJ Traynor** made his first career start against Miami four games ago and contributed two points and a career-best seven rebounds. He has played in just nine games this season and six since Dec. 14. He has seen action in the last six games ... **Mason Faulkner** is second on the team in assists (72 assists, 2.6 per game; Jarrold West has 87) and his assist-turnover ratio for ACC games only is 2.58 (49 assists, 19 turnovers in ACC games) ... While Louisville has made 67.2 percent of its free throws on the season (last in the ACC), the Cardinals have made a slightly better 68.9 percent at the line (71-of-103) in the last five minutes of games ... Louisville has eight newcomers among its 14 scholarship players. The group includes six transfers, including two from junior colleges, and two freshmen.

■ **Pegues Interim Coach** — **Mike Pegues** (pronounced puh-GEESE) is serving as the Cardinals' interim head coach for the remainder of the 2021-22 season after the mutual parting on Jan. 26 with Chris Mack, who had guided the Cardinals for three and a half seasons. Pegues is in his fourth year at UofL after working six seasons at Xavier (2012-18). Before his time at Xavier, Pegues spent two seasons as an assistant coach at his alma mater, the University of Delaware. Pegues had a stellar collegiate career at Delaware, where he earned a degree in communications in 2000. The all-time leading scorer in Delaware men's basketball history with 2,030 points, Pegues led the Blue Hens to two NCAA Tournament appearances while playing under former UD head coach and current Notre Dame head coach Mike Brey from 1996-2000. A native of Washington, D.C., Pegues played professionally in Italy, New Zealand, England and Argentina, as well as one season in the Continental Basketball Association. He guided the Cardinals to a 5-1 record in the first six games of this season while serving as acting head coach and Mack was serving a suspension (6-9 record now).

## ATLANTIC COAST CONFERENCE

(2021-22 standings through March 4)

School	ACC	Overall	Streak
Duke.....	16-3	26-4	W 7
North Carolina.....	14-5	22-8	W 4
Notre Dame.....	14-5	21-9	L 1
Miami.....	13-6	21-9	W 1
Wake Forest.....	13-7	23-8	W 2
Virginia Tech.....	11-8	19-11	W 3
Virginia.....	11-8	17-12	L 2
Florida State.....	9-10	16-13	W 2
Syracuse.....	9-10	15-15	L 3
Clemson.....	7-12	15-15	W 3
<b>Louisville.....</b>	<b>6-13</b>	<b>12-17</b>	<b>L 3</b>
Boston College.....	6-13	11-18	L 2
Pittsburgh.....	6-13	11-19	L 3
Georgia Tech.....	4-15	11-19	L 4
NC State.....	4-15	11-19	L 3

### Upcoming ACC Games



#### Saturday, March 5

Virginia @ Louisville .....	ESPN2 12:00 PM
NC State @ Florida State .....	ESPN2 2:00 PM
Boston College @ Georgia Tech .....	RSN 12:00 PM
Miami @ Syracuse .....	ESPNU 1:00 PM
Virginia Tech @ Clemson .....	RSN 2:00 PM
Pittsburgh @ Notre Dame .....	ESPNNews 2:30 PM
North Carolina @ Duke .....	ESPN 6:00 PM

#### ACC Tournament -- Barclays Center, Brooklyn, N.Y.

##### Tuesday, March 8, First Round - ACCN

#11 vs #12 seed - 2 p.m.; #10 vs #15 seed - 4:30 p.m.
#11 vs #14 seed - 7:00 p.m.

##### Wednesday, March 9, Second Round - ESPN/ESPN2

#8 vs #9 seed - Noon; #12/13 vs #5 seed - 2:30 p.m.
#10/15 vs #7 seed - 7:00 p.m.;
#11/14 seed vs #6 seed - 9:30 p.m.

##### Thursday, March 10, Quarterfinals - ESPN/ESPN2

#8/9 vs. #1 seed - Noon; #12/13/5 vs #4 seed - 2:30 p.m.;
#10/15/7 vs #2 seed - 7:00 p.m.;
#11/14/6 seed vs #3 seed - 9:30 p.m.

##### Friday, March 11, Semifinals - ESPN/ESPN2

Thursday afternoon winners - 7 p.m.;
Thursday evening winners - 9:30 p.m.

##### Saturday, March 12, Championship - ESPN/ESPN2

Semifinal winners - 8:30 p.m.
-------------------------------

### Louisville in ACC Statistics (through March 4)

Team Statistics	All	Rank	ACC	Rank
Scoring Offense .....	67.6	12	65.9	11
Scoring Defense.....	70.6	10	73.2	13
Scoring Margin .....	-3.0	14	-7.2	14
FT Percentage .....	.672	15	.657	15
FG Percentage.....	.423	12	.426	10
FG Pct. Defense.....	.434	9	.460	13
3-Pt. Percentage .....	.307	14	.314	13
3-Pt. Percentage Defense.....	.345	8	.367	9
Rebounding Margin .....	+0.9	8	-0.5	8
Blocked Shots.....	2.4	13	2.4	13
Assists .....	11.9	12	11.4	14
Steals.....	6.1	9	5.2	13
Turnover Margin .....	-1.2	13	-1.8	12
Assists-Turnover Ratio .....	0.96	14	1.01	14
3FG Made.....	7.7	9	7.5	9

#### Individual Stats (All Games)

<b>Assists</b>	<b>3PT Field Goals Made</b>
20. Jarrold West .....	12. Noah Locke .....
3.0	2.1
<b>Rebounding</b>	<b>Steals</b>
6. Malik Williams .....	21. Jarrold West .....
7.7	1.3
<b>Assists/Turnovers Ratio</b>	22. Malik Williams.....
4. Jarrold West .....	1.3
2.49	<b>Defensive Rebounding</b>
	3. Malik Williams.....
	6.0

■ **Card Clips** — Louisville has held 12 of its 29 opponents under 43 percent from the field this season and seven under 40 percent. However, 15 of UofL's last 16 foes have exceeded that mark, with four over 50 percent against the Cardinals (latest: Wake Forest .582 on Feb. 26). Louisville is ninth in the ACC and 191st nationally in field goal percentage defense (.434) ... **Jarrold West** is fourth in the ACC in assists-turnovers ratio (2.49), 21st in steals (1.3) and 20th in assists (3.0). He handed out his 500th career assist vs. Clemson (511 now) ... Nine different players have led the Cardinals in scoring in Louisville's 29 games ... Louisville is gathering steals at a higher rate than a year ago, averaging 6.1 steals this season (ninth in the ACC) after averaging 4.8 a game last year. Louisville has produced eight or more steals in eight games, including eight at North Carolina on Feb. 21 ... Walk-on Sam Bearden's number changed from 2 to 20 for the remainder of the season after Russ Smith's No. 2 jersey retirement on Jan. 22 ... Louisville trailed by as many as nine (36-27) in the second half against Wake Forest, marking the 37th time in the last 10 seasons the Cardinals have recovered from nine or more points down to win.

■ **Rebounding a Key** — Louisville is 10-3 this year when winning the rebounding battle, but have been outrebounded in 10 of the last 14 games. The Cardinals rank 66th in the NCAA in defensive rebounding (26.8 rpg) and 107th in total rebounds per game (36.7) through March 1. The Cards grabbed 12 offensive rebounds at Wake Forest, their 14th time this season with at least 10 on the offensive glass. UofL had a season-high 17 offensive rebounds vs. Maryland.

Louisville dominated the glass in its two games in the Bahamas, claiming a 47-38 rebounding advantage vs. Mississippi State before outrebounding Maryland 51-25. The plus-26 rebounding margin against Maryland is the largest for the Cardinals since finishing plus-28 against Evansville on Nov. 25, 2020. The margin is the largest for UofL away from home since plus-30 against Northeastern on Nov. 28, 1986. It was the largest rebounding advantage against a current Power Five program since a plus-29 vs. Virginia Tech on Feb. 6, 1986. Louisville held a decisive 46-30 rebounding advantage over NC State in its first ACC outing and a 32-28 edge against the Wolfpack on Jan. 12.

■ **Tornado Relief Efforts** -- While there are multiple ways to support relief efforts across Kentucky from the devastation from December tornados, below is a fund in which individuals can provide financial donations that can directly help residents specifically in the Bowling Green area, where the Cardinals played on Dec. 18. **Warren County Public Schools Synergy Relief Fund** link: <https://uofl.me/31055pM>, or text "BGSTRONG" to 83200. UofL transported hundreds of toys to Bowling Green in advance of its game at Western Kentucky on Dec. 18. The toys, unloaded by the Cardinal team, were donated by UofL fans at home men's and women's games, plus by the UofL athletics staff. The toy drives also supported local Louisville organizations Home of the Innocents and Nortons Children's Hospital.

■ **Davis, King Sign with Louisville Basketball** -- **D'Ante "Tae" Davis**, 6-6, 175-pound guard from Warren Central High School in Indianapolis, Ind.; and **Fredrick King**, a 6-10, 220-pound center from Mangrove Cay, Andros, in the Bahamas; have each signed a national letter-of-intent to continue their basketball playing careers at the University of Louisville.

Davis averaged 13.5 points and 6.2 rebounds per game as a junior last season in helping Warren Central post a 19-7 record before falling to 4A state finalist Lawrence North by a point in the sectional semifinals. The younger brother of current UofL sophomore guard/forward Dre Davis, Tae is ranked among the nation's top 150 players, including No. 139 by Rivals.com and No. 147 by 247Sports.com. He was an AP high honorable mention all-state selection as a junior in 2020-21, an All-Metropolitan Interscholastic Conference honoree and was named to the Indiana Basketball Coaches Association Underclass All-State Supreme 15.

Davis had transferred to Warren Central for the 2020-21 season after his father, D'Andre Davis Sr., became the school's head coach after previously serving six seasons as an assistant coach at Lawrence Central. As a sophomore at Lawrence Central, Tae averaged 10.9 points and 4.7 rebounds per game in 2019-20.

Many collegiate programs became aware of King when he joined the NBA Academy, where he averaged 23 points and 12 rebounds to lead his NBA Academy Latin America team to a 3-0 record at the NBA Academy Games in San Luis Potosi, Mexico in September.

In his top two games in the NBA Academy International event, King scored 31 points and grabbed 16 rebounds in an 82-61 win over NBA Africa Red, and totaled 29 points and 13 rebounds in a 93-87 victory over The Skills Factory. King, who turns 18-years-old in February, was the first Bahamian to enroll at the NBA Academy. Before his move to the NBA Academy in January, King's C.I. Gibson team was the GSSA runner-up last season.

■ **Mack Was Out for First Six** — Chris Mack, who mutually departed from UofL on Jan. 26, served a university-imposed suspension for six games from Nov. 8 through Nov. 27. The University concluded that while Mack was a victim of an extortion attempt by former assistant coach Dino Gaudio, Mack failed to follow University guidelines, policies, and procedures in handling the matter. The sanctions imposed upon Coach Mack were unrelated to the extortion attempt itself and the ongoing NCAA process. During the suspension, Mack was prohibited from having contact with the men's basketball coaching staff or student-athletes. Mike Pegues, the Cardinals' current interim head coach, served as acting head coach during Mack's suspension and led Louisville to a 5-1 record and the Baha Mar Hoops Bahamas Championship. Pegues was the coach of record for those first six games and now has a 6-8 record as a head coach.

■ **West a Theft Leader** — Louisville graduate transfer and team co-captain Jarrod West is fourth in the nation in career steals among active players through March 1. West has 291 career steals, including 37 in his 29 games at Louisville. West averaged a Conference USA-leading 2.5 steals (11th in the nation) as a senior for Marshall University last season. He had three or more steals in nine games last season and has five games with at least three thefts this year with the Cardinals, including a high of five at Western Kentucky on Dec. 18. West is 21st in the ACC in steals this year (1.3 per game).

#### NCAA Active Career Steals (through March 1)

1	Jacob Gilyard, Richmond.....	449
2	Quan Jackson, UAB .....	319
3	Javon Levi, UT Arlington.....	293
4	<b>Jarrold West, Louisville .....</b>	<b>291</b>
5	Traci Carter, Hartford.....	284

#### UofL Statistical Comparison

	Wins	Losses	Home	Neutral
Record .....	12-0	0-17	8-7	4-10
Scoring Average.....	72.3	64.2	70.9	63.9
Points Allowed .....	62.3	76.4	69.3	71.9
Scoring Margin .....	+10.0	-12.2	+1.6	-8.0
FG Percentage .....	.451	.405	.437	.408
Opp. FG Percentage ..	.376	.476	.415	.457
3-Pt. Percentage .....	.330	.293	.347	.280
FT Percentage .....	.688	.650	.682	.657
Rebound Margin .....	+7.2	-3.5	+0.7	+1.1
Turnover Margin .....	-1.9	-0.6	-0.4	-2.0

#### UofL Statistical Comparison by Halves

	1st Half	2nd Half
Scoring Average.....	33.0	34.1
Points Allowed .....	34.1	35.5
Scoring Margin .....	-1.1	-1.4
FG Percentage .....	.422	.428
Opp. FG Percentage .....	.436	.430
3-Pt. Percentage .....	.289	.330
FT Percentage .....	.681	.663
Rebound Margin .....	+1.3	-0.3
Turnover Margin .....	-0.2	-1.0

■ **Seasons Remaining** -- With multiple transfers, possible COVID-19 waivers and redshirts on the Cardinals' roster this season, it can be confusing on just how many years an individual has left to play at the collegiate level. Below is a list of the seasons of collegiate competition remaining for each member of the UofL roster including this season, should a COVID-19 waiver be applied.

Name	Years	Name	Years
Sam Bearden	4	Ashton Myles-Devore	4
Brad Colbert	4	Drew Schultz	4
Matt Cross	4	JJ Traynor	4
Sydney Curry	3	Jarrold West	1
Dre Davis	4	Roosevelt Wheeler	4
El Ellis	3	Malik Williams	1
Mason Faulkner	1	Samuell Williamson	3
Mike James	4	Jae'Lyn Withers	3
Noah Locke	2	Gabe Wiznitzer	4

■ **UofL Athletics Success** -- Louisville ranks 25th in the nation in the Learfield Director's Cup standings through fall sports. Louisville's volleyball team (32-1, ACC Champion) reached the final four teams in the NCAA Volleyball Championship unbeaten until falling to eventual national champion Wisconsin on Dec. 16 in the national semifinals in Columbus, Ohio. Louisville's women's basketball team is 25-3 and ranked 4th/4th in the nation, while the Cardinals' swimming teams are both among the nation's top 15 teams (men's 10th, women's seventh). UofL's field hockey (No. 6 in the nation; ACC Champion) and men's soccer team both participated in NCAA postseason competition.

■ **Briefly** — Louisville has tried to focus on its offensive strength of scoring inside and registered a season-high 46 points in the paint twice in the last five games (vs. Miami and Wake Forest). UofL has averaged 36.4 points in the paint in the last five games ... Louisville's defense has not been as stingy in recent games as it was earlier this season. Over the last 16 games, opponents are shooting over eight percent higher (.471 to .388) and scoring more than eight points more per game (74.3 to 66.0) than in the Cards' first 13 games of the season when UofL ranked among the top 25 defenses in the nation by Kenpom analytics (No. 105 now) ... **Matt Cross** has scored in double figures in seven of his last 20 games (nine total this season), including 13 points and 15 rebounds vs. North Carolina on Feb. 1. His five points at Virginia Tech with five rebounds were his first points since then ... Boston College shot just 29.2 percent (19-for-65) vs. UofL on Jan. 19, the first Louisville opponent to shoot under 30 percent since Evansville shot 29.8 percent on Nov. 25, 2020 ... Louisville has held the opposition to 60 points or fewer in six games this season, including a season low of 54 points against Boston College ... Wake Forest shot 24-for-63 (38.1 percent) from the field against the Cardinals on Dec. 29, one of four teams UofL held below 42 percent this season ... Louisville attempted just three free throws three times this year -- at Virginia, vs. DePaul and at Notre Dame -- its fewest since taking just two against Syracuse on Feb. 17, 2016 ... A starter at forward in 23 games, **Dre Davis** was named to the Baha Mar Hoops Bahamas Championship All-Tournament team. He earned a 4.0 GPA for the Fall 2021 semester ... Louisville's 35.0 percent (21-of-60) field goal accuracy against Maryland marked its lowest shooting percentage in a victory since defeating Old Dominion while shooting 29.7 percent on Nov. 23, 2016 ... Louisville started 4-0 in ACC games for the second consecutive season ... Nine of Louisville's last 10 head coaches, including acting and interim coaches, won their first game at UofL as **Mike Pegues** did with the Cardinals on Nov. 9 ... Louisville averaged just 5.35 three-pointers and made a high of eight in a game last year. Ten different Cardinals have made a three-pointer this year, including seven players with 15 or more threes ... Louisville announced Josh Heird as its interim athletic director and Lori Gonzalez as interim president on Dec. 13. Vice President/Director of Athletics Vince Tyra resigned on Dec. 8 and President Neeli Bendapudi accepted the presidency for Penn State University on Dec. 9.

■ **Cards Came Off a COVID Pause** -- Louisville's Dec. 29 game vs. Wake Forest was its first off a pause in basketball activities due to multiple COVID positive tests in the program that forced the Cardinals off the court and to postpone its Dec. 22 game at Kentucky. There were 11 days between games when UofL faced Western Kentucky on Dec. 18 and its next game against WFU on Dec. 29.

Louisville experienced two long pauses in 2020-21 due to COVID-19 issues. In February, UofL had 19 days between games, during with four contests were postponed. Louisville's 19 days between its game on Feb. 1 against Georgia Tech and its next on Feb. 20 at North Carolina was its longest in-season stretch without a game in 54 years. In December 2020, UofL paused on Dec. 3, missed three games that were cancelled or postponed, returned to practice on Dec. 12 with a group of players, and played at Wisconsin on Dec. 19.

■ **Single Game Tickets Available** — Single-game tickets for the University of Louisville's lone remaining home men's basketball game against Virginia on March 5 in the KFC Yum! Center are on sale. Tickets are dynamically priced and pricing is subject to change. Tickets may be purchased online through Ticketmaster at this link: <https://uofl.me/2UW66D8>.

Additional information is available by calling the UofL ticket office at 502-852-5151, emailing [tickets@gocards.com](mailto:tickets@gocards.com), or by visiting the UofL Ticket Office, which is located on the third floor of the Swain Student Activities Center and is open weekdays between 9 a.m. to 4 p.m. The KFC Yum! Center box office, located on the arena plaza, is open Monday, Wednesday and Friday from 10 a.m. to 4 p.m. Both offices are cashless, as are concessions in the arena.

■ **Fan Information** -- Operations for fans are in place for games in the KFC Yum! Center this year.

□ **Health/Safety Plan:** To address health and safety measures, masks are recommended to be worn in all areas of the KFC Yum! Center for UofL events, regardless of COVID-19 vaccination status.

□ **Cashless Concessions:** All concession areas within the KFC Yum! Center are cashless. Fans should be prepared to use a credit or debit card for all transactions.

□ **Mobile Ticketing:** Mobile entry will again be utilized with ticketing for men's and women's basketball games this season. For more information on this process, visit [GoCards.com/TicketHub](https://GoCards.com/TicketHub).

□ **Bag and Purse Policy:** All bags are subject to search upon entering the arena. Backpacks of any kind, including drawstring, fanny packs, computer bags and camera bags are prohibited. Bags no larger than 14" x 14" x 6" will be allowed into the arena for University of Louisville events. Medical bags are permitted and subject to search.

#### Louisville Opponents

	FG%	PPG
First 13 Games.....	.388	66.0
Last 16 Games.....	.471	74.3

■ **Cardinal Sports** — Through its 29 games this season, Louisville has produced 17 runs of 8-0 or better, including a 12-0 second half run against Clemson on Feb. 19. Louisville produced a season-best 18-0 run vs. Detroit Mercy on Nov. 20. Louisville has forced its opponents into 52 scoring droughts of three minutes or more, including stretches of 3:17, 3:41 and 3:51 at Virginia Tech in its last game. A 7:34 scoreless stretch against Detroit Mercy on Nov. 20 was the Cardinals' longest defensive scoreless stretch of the year.

■ **Ear It Pronunciations** -- Trouble with pronunciations? Check out the Ear It pronunciations for the Cardinals' players from the men's basketball roster on [www.GoCards.com](http://www.GoCards.com). The ear links next to player names on the roster are supplied by TheNameEngine.com, an interactive audio service that provides proper audio pronunciations and phonetic spellings (direct link: <https://uofl.me/3gmphzG>).

■ **Gaines Back with the Cards** -- **Reece Gaines**, UofL's No. 4 all-time men's basketball scorer and a member of the Cardinals' Athletic Hall of Fame whose playing career bridged two Hall of Fame coaches, joined the UofL staff this year as Director of Player Development and Alumni Relations.

For the last two seasons, Gaines has served as an assistant coach with the Austin Spurs (2019-21), the G League team of the San Antonio Spurs. He was an assistant coach at Eastern Kentucky University (2015-19), including time as acting head coach. He started in coaching as an assistant at Bellarmine (2012-15), when the Knights reached three NCAA Division II tournaments, including a Sweet 16 and Final Four appearance.

A four-year starter in the Cardinals' backcourt (1999-2003) who ranks fourth on the UofL career scoring list with 1,945 points, Gaines earned second-team All-America honors by The Sporting News, ESPN.com, and Sports Illustrated as a senior. A finalist for national player of the year awards, Gaines played his first two years with the Cardinals under Denny Crum before competing in his final two seasons under coach Rick Pitino.

Gaines is third in career three-point goals at UofL with 225 and his 475 career assists rank seventh. His 673 points as a junior are tied for the fourth-most for a Louisville player in a single season and his 159 assists as a senior was among the top 15 single-season totals at Louisville. He scored a career-high 37 points against Saint Louis as a junior, which is tied for the seventh highest in UofL history.

■ **Guide Online** — The 2021-22 UofL Men's Basketball guide is available in pdf form with the QR code to the right, or at this link: <https://uofl.me/3aeuokS>



■ **Louisville Retired Russ Smith's Number 2 Jersey** -- The University of Louisville retired men's basketball All-America guard Russ Smith's No. 2 jersey number in a halftime ceremony of the Cardinals' Jan. 22 game against Notre Dame in the KFC Yum! Center. Smith's No. 2 is the fifth number retired in the Louisville men's basketball program, joining No. 8 Charlie Tyra (1953-57 at UofL), No. 31 Wes Unseld (1965-68), No. 35 Darrell Griffith (1979-80) and No. 42 Pervis Ellison (1985-89). The number two will no longer be worn by a UofL player.

Nicknamed "Russdicolous," Smith is the only Louisville player in history with at least 1,800 career points, 350 assists and 250 steals. He is the Cardinals' all-time leader in steals with 257, is fifth in career scoring at Louisville with 1,908 points, second in career free throws made with 488, and is tied for ninth in career three-pointers with 180.

A consensus All-America selection as a senior in 2013-14 and the 2014 AAC Tournament Most Outstanding Player, Smith averaged 18.2 points, 4.6 assists and 2.0 steals as the Cardinals posted a 31-6 record. He was a candidate for national player of the year honors and was one of 10 finalists for the Senior CLASS award. The two-time KenPom Player of the Year (2013, 2014) earned All-America honors as a junior in 2012-13 when he was led the Cardinals in scoring, averaging 18.7 points and 2.1 steals. He was selected as the national Player of the Year by Ken Pomeroy and was the recipient of the 2012-13 BIG EAST Conference Scholar-Athlete Sports Excellence Award for men's basketball. He earned the Most Outstanding Player award of the 2013 NCAA Midwest Regional after scoring 31 points against Oregon and 23 points against Duke.

A 6-0 guard from Brooklyn, N.Y., Smith was a part of the second-most successful four-year period in the Cardinals' storied basketball history, helping Louisville win 121 games from 2010-14 (121-31, .796). He helped the Cardinals reach two NCAA Final Fours, two Big East Tournament Championships and one with the American Athletic Conference, two regular season co-conference titles (one Big East, one American), three straight NCAA Sweet 16 appearances and the 2013 national title (later vacated).

Following his collegiate career, Smith was selected by the Philadelphia 76ers in the second round of the 2014 NBA Draft with the 47th overall pick, and was subsequently traded to the New Orleans Pelicans. He played in the NBA with New Orleans and the Memphis Grizzlies, and has played professional basketball in Turkey and China, as well as with G League teams Iowa Energy, Delaware 87ers and Fort Wayne Mad Ants, where he is currently playing.

He was the 2017 NBL China Player of the Year when he averaged 60.5 points per game and led the league in scoring that season and in 2019. Smith scored a career-high 81 points for Luoyang Zhonghe of China on July 5, 2017, adding eight rebounds and seven assists in the game.

■ **Cards Finished Seventh in ACC** — After missing seven conference games due to COVID-19 issues of its own or its opponent, Louisville posted an 8-5 record in its seventh season in the Atlantic Coast Conference. Virginia won the ACC regular season championship. Louisville has won at least eight league games for 15 straight seasons. The Cardinals have finished in the top three in its conference nine of the last 17 years. UofL finished in a tie for second in 2019-20 (15-5 ACC record), sixth in 2018-19, a tie for eighth in 2017-18, was tied for second in 2016-17, and was fourth in its first two years in the ACC in posting identical 12-6 records in each of its first three years in the ACC.

Louisville's 15-5 ACC record in 2019-20 was its best in its six years in the conference and its first time to win more than 12 ACC games. It was the most wins in any conference since UofL won the 2013-14 American Athletic Conference title with a 15-3 conference record. Last year was the first time for a 20-game ACC schedule.

Louisville ACC Record		
First 3 Yrs.	Next 3 Yrs.	
2014-17	2018-21	
36-18	33-18	

The Cardinals' have won 22 regular season conference championships (regular season conference championships: American 1, Big East 2, Conference USA 1, Metro 12, Missouri Valley 6; *two later vacated*). Louisville has won its conference championship or finished second in 28 of the last 46 years, including seven of the last 17 years. In conference tournaments, Louisville has a composite 83-45 record, winning 19 tournament championships (1 American, 3 Big East, 2 C-USA, 11 Metro, 2 KIAC; *three later vacated*). In its last league title, UofL claimed the inaugural 2014 American Athletic Conference Championship, beating eventual national champion UConn in the title game (*later vacated*).

■ **Cards Have Rare 20-Win Streak** — Louisville is one of four Division I schools in the nation which have won 20 or more games in at least 18 of each of the past 19 seasons. The Cardinals only played 20 games in 2020-21. The four with 20 wins in at least 18 of the last 19 years are Kansas (32 straight), Duke (24 of last 25), Gonzaga (23 straight) and Louisville (18 of last 19). Kansas and Gonzaga reached the 20-win mark in the event-shortened 2020-21 season. UofL has won at least 19 games in 46 of the last 51 years. However, the NCAA Committee on Infractions' vacation of 123 victories in four of those years (2011-15) negates the official results.

■ **Grad Transfer Success** — Entering this year, a graduate transfer has started in the Louisville backcourt in each of the last three seasons and four of the last six. On four occasions in the last six years, a graduate transfer guard has either led or been among the top two scorers for the Cardinals. The latest last season was Carlík Jones in 2020-21, leading UofL in scoring (16.8) and assists (4.5). This year, graduate transfer Jarrod West from Marshall has started 21 games and leads the Cardinals with 87 assists and 37 steals. Graduate transfer Mason Faulkner started six games.

## CARDINAL CLIPS

■ Louisville has finished among the nation's Top 25 teams in eight of the last 11 years (14th in 2019-20) entering this season. Louisville has been ranked on 657 occasions in the Associated Press poll, sixth all-time.

■ Louisville has **77 NBA Draft selections**, including 10 in the last nine years (David Johnson the latest in 2021 as the 47th overall pick). Former UofL and current Utah Jazz guard Donovan Mitchell was the 2018 NBA Dunk Contest winner, was runner-up for the NBA Rookie of the Year that year, and was a 2020 and 2021 NBA All-Star. Montrezl Harrell (now with the Washington Wizards) was the 2020 NBA Sixth Man of the Year.

■ Louisville has been the highest rated television market for college basketball for the last 19 years.

■ Entering this season, Louisville is **one of only five schools** to be ranked in the AP Top 25 poll at least once during each of the last 18 seasons, excluding preseason polls (*others*: Duke, Gonzaga, Kansas, & North Carolina).

■ Louisville is one of four schools that have won 20 or more games on the court in at least **18 of the last 19 seasons** (also Kansas, Duke and Gonzaga). However, the NCAA Committee on Infractions' vacation of 123 victories in four of those years (2011-15) negates the official results.

■ Louisville made its 39th NCAA Tournament appearance in 2019. The Cards have reached the Sweet 16 on 17 occasions, have advanced to the Elite Eight 11 times, Final Four eight times, and won NCAA Championships in 1980 and 1986. Louisville is seventh in NCAA Tournament appearances (39), ninth in tournament victories (61) and sixth in tournament games (102).

■ Louisville has attracted over **3.9 million fans** in its first 12 years in the spectacular KFC Yum! Center. The Cardinals have ranked in the top seven nationally in home attendance for the last 40 consecutive years (16,658 in 2019-20).

■ Three Cardinals were named to the 2021 All-ACC Academic Team (**ACC-best 39 selections** over six years). A total of **12 of 18** student-athletes earned a 3.0 or better GPA for the most recent UofL Fall 2021 semester. The Cardinals have produced a 3.0 or better GPA in 24 of the last 27 semesters. UofL and Stanford are the only two schools from Power Five conferences that have earned an Academic Progress Rate (APR) national award in at least seven of the last eight years.

■ Louisville's strength of schedule has been among the top 18 toughest in the nation by the RPI or NET in 11 of the past 15 years. UofL's 2018-19 slate was the fourth-toughest overall by the NCAA's NET. The Cardinals' 2019-20 schedule was ranked No. 18 by the NET, third-highest among ACC schools behind Duke and North Carolina.

■ Louisville has participated in postseason competition in 49 of the last 56 years. Postseason events were cancelled in 2019-20 due to COVID-19.

■ Louisville is **second in the nation** with 69 1,000-point career scorers (behind North Carolina's 79). Jordan Nwora (1,294 career points) was the latest to reach that mark in 2020.

■ **Cards Sixth All-Time in the Polls** — Entering this season, Louisville is one of only five schools to be ranked in the AP Top 25 poll at least once during each of the past 18 seasons (since 2002-03), excluding preseason polls (*others*: Duke, Gonzaga, Kansas, North Carolina). Louisville has been ranked in the Associated Press poll on 657 occasions, sixth most all-time. UofL has been among the top ten on 302 occasions, including 14 times in the 2019-20 season. UofL has been ranked among the nation's top 16 in the preseason poll six of the last 10 years (5th last year, 16th in 2017-18, 13th in '16-17, eighth in '14-15, third in '13-14, second in '12-13, ninth in '11-12).

Louisville finished among the Top 15 in the AP poll in 2019-20 for the 25th time, sixth-most all-time. The 2019-20 season marked the fifth time Louisville remained ranked in the top 13 of the AP poll through the first 18 polls of the season (also 1974-75, 2012-13; polls for 1956-57 and 1966-67 were fewer than 17 weeks).

Louisville has been among the top ten of the AP poll on 302 occasions (sixth-most all-time, 14 of 19 polls in 2019-20) and has been ranked in the top five 136 times (ninth most all-time, nine in 2019-20). With UofL's No. 3 national ranking in the Dec. 23, 2019 AP poll, 2019-20 was the first season in 53 years that the Cardinals remained in the AP Top 5 through the first eight polls (since the 1966-67 season). UofL was ranked as the nation's top team in the AP poll for two weeks in the 2019-20 season.

■ **Success vs. Top 25 Foes** -- Louisville has won 45 of its last 101 against AP ranked opponents, falling to No. 9 Duke on Jan. 29, 2022 in its last Top 25 matchup. UofL has a 62-69 record against Top 25 teams over the last 12 years (1-2 in 2020-21). The Cardinals have been victorious 10 of the last 29 times it has faced an AP top-five foe. UofL has won 23 of its last 56 games when facing Top 10 teams, spanning the last 12 years.

■ **Cards Were Among Nation's Least Experienced Teams** — Louisville was one of the least experienced teams in the nation in 2020-21. The Cardinals ranked 331st in the nation in experience in Kenpom analytics. Until senior Malik Williams joined the team for three late season games, Louisville had only two upperclassman among its 12 scholarship players. UofL freshmen and sophomores amassed 79.4 percent of the team's minutes played, the most for the Cardinals in at least 66 years.

■ **Conference Success at Home** — Louisville has protected its home court well in conference competition in recent years. The Cardinals have a 64-23 record in its conference home games over the last 10 years (.736). UofL has produced an 8-1 or better home record in league play in three of the last 10 years, including 9-1 in 2019-20. In ACC home games over the last eight years, Louisville's 50 wins (50-20 record) is fifth-best in the league behind Virginia (60), Duke (59), Florida State (56) and North Carolina (55). In road games, UofL is fourth with 34 ACC road victories in its eight years in the league (34-36 ACC road record).

■ **Williams, West Captains** -- Fifth-year senior forward **Malik Williams** and graduate transfer guard **Jarrold West** were selected as team captains for the 2021-22 men's basketball season by a vote of their teammates. The pair drafted teammates and staff for a charity softball team this summer, won by Team West.

Williams, who also served as a captain for the Cardinals the last two seasons and is the first three-year captain in UofL history, played in just three games last season after recovering from a foot injury and then re-injuring the foot late in the season. He was the runner-up in the 2019-20 ACC Sixth Man of the Year voting as a junior. West averaged a Conference USA-leading 6.0 assists (12th in the nation) and 2.5 steals (11th in the nation) as a senior for Marshall last season.

■ **Williams, Davis Earn All-Tournament Honors** — UofL forward/center Malik Williams was named the Most Valuable Player of the 2021 Baha Mar Hoops Bahamas Championship, while forward Dre Davis was also selected to the five-man team. The duo were among the Cardinals' top defenders in Louisville's impressive defensive effort against Mississippi State and Maryland. Williams produced his sixth career double-double with 13 points, 12 rebounds and career-high four steals in the title game against Maryland. Williams also totaled eight points and 10 rebounds against Mississippi State as Louisville limited the Bulldogs to 33.3 percent shooting from the field. Davis' defense in the two games was an important factor in the championship. He produced 12 points, seven rebounds and two assists in the victory over Mississippi State. He added six points and four rebounds against Maryland.

#### All-Time Finishes in the AP Final Poll Top 15

1. Kentucky	48
2. North Carolina	47
3. Duke	45
4. Kansas	38
5. UCLA	33
6. Louisville	25
7. Arizona	24
8. Cincinnati	20
Michigan	20
Michigan St.	20

#### UofL Scholarship Players Experience '20-21 '21-22

Jr/Sr/Gr	*3	**7
Fr/So	9	7

\*includes two who played a combined 117 minutes.

\*\*includes four who have played at least 3 college seasons.

#### Louisville Home Conference Record, Last Nine Years

	Record	Conference
2021-22	4-5	ACC
2020-21	4-2	ACC
2019-20	9-1	ACC
2018-19	6-3	ACC
2017-18	5-4	ACC
2016-17	8-1	ACC
2015-16	8-1	ACC
2014-15	6-3	ACC
2013-14	7-2	American
2012-13	8-1	Big East
	64-23	.736

#### 2021 Baha Mar Hoops Bahamas Championship All-Tournament Team

Malik Williams, Louisville \*  
Dre Davis, Louisville  
Eric Ayala, Maryland  
Tolu Smith, Mississippi State  
Tyler Burton, Richmond  
\*Most Valuable Player

## 2021-22 NATIONAL POLLS

#### Associated Press (Feb. 28)

1	Gonzaga
2	Arizona
3	Baylor
4	Duke
5	Auburn
6	Kansas
7	Kentucky
8	Purdue
9	Providence
10	Wisconsin
11	Villanova
12	Texas Tech
13	Tennessee
14	Arkansas
	Houston
16	USC
17	UCLA
18	Connecticut
19	Saint Mary's
20	Illinois
21	Texas
22	Murray State
23	Ohio State
24	Iowa
25	Alabama

#### USA Today/Ferris Mowers (Feb. 28)

1	Gonzaga
2	Duke
3	Arizona
4	Baylor
5	Auburn
6	Kentucky
7	Kansas
8	Providence
9	Purdue
10	Wisconsin
11	Villanova
12	Texas Tech
13	Tennessee
14	Houston
15	Arkansas
16	USC
17	Illinois
18	UCLA
19	Connecticut
20	Saint Mary's
21	Texas
22	Murray State
23	Ohio State
24	Alabama
25	Michigan St. / Iowa

#### Louisville in the Polls

Date	AP	USAT	Date	AP	USAT
preseason	.....rv	--	Jan. 10	.....	--
Nov. 15	.....	--	Jan. 17	.....	--
Nov. 22	.....	--	Jan. 24	.....	--
Nov. 29	.....rv	--	Jan. 31	.....	--
Dec. 6	.....	--	Feb. 7	.....	--
Dec. 13	.....	--	Feb. 14	.....	--
Dec. 20	.....	--	Feb. 21	.....	--
Dec. 27	.....	--	Feb. 28	.....	--
Jan. 3	.....	--			

rv = receiving votes

■ **James Out for Season** — Freshman guard/forward **Mike James** suffered a torn Achilles tendon in his left leg in practice on Oct. 6 and will miss the 2021-22 season. He had successful surgery on Oct. 8 to repair the injury.

A 6-6 freshman from Orlando, Fla., James averaged 19.4 points, 10.8 rebounds, 2.5 assists and 1.2 blocked shots points per game as a senior last season to lead Oak Ridge High School to a 23-3 record and the state 7A semifinals. The 2020-21 Orlando Sentinel boys basketball player of the year, he was also voted Class 7A Player of the Year in Florida.

■ **21 All-American Selections** -- Twenty-one Louisville players have earned All-America status, the latest being Jordan Nwora in 2020. Six UofL individuals have been consensus first team selections (Charlie Tyra, Wes Unseld, Darrell Griffith, Pervis Ellison, Clifford Rozier and Russ Smith).

■ **Louisville Live** -- A crowd of 20,204 was in attendance at legendary Churchill Downs Racetrack when the Cardinals staged "Louisville Live," UofL's annual preseason basketball event on Sept. 18. The team participated in activities on a portable basketball court near the paddock and shared the site with an evening of live thoroughbred racing.

■ **Impressive Academic Performance** -- While the UofL men's basketball team has performed well on the court, the Cardinals have excelled in the classroom as well. Louisville has received an NCAA Public Recognition Award seven of the last eight years for ranking among the top 10 percent in men's basketball in the Academic Progress Rate (APR), which measures academic eligibility, retention and graduation for student-athletes. Louisville and Stanford are the only two schools from Power Five conferences that have earned the APR recognition in at least seven of the last eight years.

The men's basketball team has attained a collective 3.0 GPA for 24 of the last 27 semesters, including a 3.102 cumulative team mark for the Fall 2021 semester. Twelve of 18 Cardinals earned a 3.0 GPA or better in the UofL Fall 2021 semester. A league-high matching five Cardinals were named to the 2020 All-ACC Academic Team, three Cardinals were honored on the team in 2021, and UofL has produced an ACC-best 39 selections over its seven years in the league. Recently, Jordan Nwora was named to the 2019-20 CoSIDA Academic All-America second team. Prior to entering the ACC, UofL's men's basketball team earned four straight league Team Academic Excellence Awards, recognizing the highest collective grade-point averages in each of the conference sports (2014 American Athletic Conference, 2011-13 Big East). Seven members of the Cardinals' 2019-20 team earned degrees.

■ **Cardinals Placed Three on 2021 All-ACC Academic Team** -- Three UofL men's basketball student-athletes Dre Davis, David Johnson and Samuel Williamson were honored on the 2021 All-ACC Academic Men's Basketball Team for their academic achievement as well as their on-court performance. Williamson earned the recognition for the second year. With these three selections, Louisville has placed an ACC-best 39 selections on the team in the last seven years, including five on the 2019-20 team.

■ **Comeback Cards** — Over the last 10 seasons, UofL has recovered from nine or more points down to win on 37 occasions, including once this season after falling behind 36-27 in its Dec. 29 game against Wake Forest. Louisville recovered from nine or more points down to win four times in 2019-20, all in ACC games and three times in road games. The Cardinals fought back from a 15-point, first-half deficit (14 in second half) to win against Wake Forest on Feb. 5, a nine-point first-half deficit to win at Pittsburgh on Jan. 14, 11 points down in the second half vs. Georgia Tech on Jan. 22 and nine down in the first half at Boston College on Jan. 29. Other recent comebacks include UofL recovering from a 15-point deficit to win its ACC opener vs. Miami in 2019 and fought back from a 12-point deficit at Seton Hall during the 2018-19 season and trailed by nine in the second half.

■ **Three Million Fans** — Louisville passed the three million mark in total home attendance in the KFC Yum! Center on Jan. 21, 2018. A total of 3,966,211 fans have flocked to the spectacular arena to watch UofL play in its 12 seasons. Louisville's average home attendance of 16,658 in 2019-20 was the seventh-largest in the nation. UofL has ranked among the top seven nationally in average home attendance each of the last 40 years. UofL has averaged 18,534 fans in 12 years in KFC Yum! Center, inclusive of last year's smaller crowds.

■ **Cards vs. Non-Conference Foes** -- Louisville has won 90 of its last 96 non-conference games at home in the KFC Yum! Center, spanning the last 12 seasons. The Cardinals longest home win streak over non-conference opponents was 35 games between Dec. 27, 2014 and Dec. 31, 2010, falling to Kentucky on those two dates. The other six non-conference losses UofL has suffered in the KFC Yum! Center were a 52-46 setback at the hands of Drexel on Dec. 14, 2010; 79-77 to Seton Hall on Dec. 3, 2017; 79-56 to Mississippi State on March 20, 2018; and 71-58 to Kentucky on Dec. 29, 2018; 80-72 in overtime to Furman on Nov. 12, 2021 and 62-55 to DePaul on Dec. 10, 2021. In its 12th season in the spectacular KFC Yum! Center, Louisville has an overall 175-30 record in home games, including a 97-8 record against non-conference opponents. The Cardinals have won 54 of their last 59 home games against non-conference opponents.

■ **17 Sweet 16s for Cards** — Louisville is tied for ninth with 17 Sweet 16 appearances since the NCAA began Sweet 16 records in 1975. The Cardinals reached four additional Sweet 16s that were later vacated. (UofL years in Sweet 16: 1975, 1978, 1979, 1980, 1982, 1983, 1984, 1986, 1988, 1989, 1993, 1994, 1996, 1997, 2005, 2008, 2009; Sweet 16 appearances in 2012, 2013, 2014, and 2015 were vacated). The Cardinals have won seven of their last eight regional semifinal games.

■ **Cardinals Have Reached 11 Elite Eights** -- Louisville has reached the NCAA Elite Eight on 11 occasions, tied for eighth nationally. The Cardinals reached three additional Elite Eights that were later vacated. The NCAA recognizes Elite Eight records since 1951, the first year that all teams in the tournament would be required to win at least one game to advance to the Elite Eight. (UofL years in Elite Eight: 1959, 1972, 1975, 1980, 1982, 1983, 1986, 1997, 2005, 2008, 2009; Elite Eight appearances in 2012, 2013, and 2015 were vacated). The Cardinals have a 10-4 record in regional championship games.

■ **Anniversary Year for Two Final Four teams** — The 2021-22 season marks notable anniversaries for two of Louisville's Final Four teams. It is the 50th anniversary for UofL's 1972 NCAA Final Four team (26-5 record), which was guided by future Hall of Fame Coach Denny Crum in his first season with the Cardinals. The Missouri Valley Conference Co-Champions featured five senior starters, including All-America guard Jim Price (1,460 career points, 1969-72), forward Ron Thomas, whose 13.0 career rebounding average is the fourthbest ever at UofL (1970-72), and 1,000-point scorer Al Vilcheck (1,048 points, 1969-72). This season also marks the 40th anniversary of the Cardinals' 1982 Final Four team (23-10), which had six seniors on its roster. Crum's fourth Final Four team, which was runner-up in the Metro Conference, included four starters that totaled over 1,000 career points in Derek Smith (1,826), Lancaster Gordon (1,614), Jerry Eaves (1,250) and Rodney McCray (1,247). The Cardinals beat UAB on its home floor to win the Mideast Regional. Both were honored on Jan. 29.

Career 1,000 Point Scorers by School	
79	North Carolina
69	Louisville
67	Duke
67	Villanova
64	Notre Dame
63	Syracuse

#### All-Time NCAA Division I Records

by Percentage (entering 2021-22 season)

School	1st Yr.	Yrs.	Won	Lost	Pct.
1. Kentucky	1903	117	2,327	728	.762
2. North Carolina	1911	110	2,293	825	.735
3. Kansas	1899	122	2,323	877	.726
4. Duke	1906	115	2,214	904	.710
5. UCLA	1920	101	1,928	874	.688
6. UNLV	1958	62	1,291	586	.688
7. Syracuse	1901	119	1,940	932	.675
8. Villanova	1921	100	1,817	948	.657
9. Western Ky.	1915	101	1,836	954	.657
10. Arizona	1905	115	1,851	966	.657
11. Louisville	1912	106	1,759	940	.652
12. VCU	1974	47	955	519	.648
13. Murray State	1926	95	1,676	916	.647

■ **Card Clips** — **Dre Davis** scored 10 points at North Carolina on Feb. 21, his 10th game this season in double figures and third in the last six games. He matched a season-high with 18 points vs. Miami and scored eight at Wake Forest. He has averaged 8.4 points over the last nine games ... **Sydney Curry** has scored 123 points in his last 13 games after combining for 33 points over his first 12 games this season. He is averaging 9.5 points and 5.2 rebounds over his last 13 games. Curry leads the Cardinals in field goal percentage (.696; 71-of-102), and is the only UofL regular shooting above 50 percent from the field. Louisville's current .423 field goal percentage is its lowest since UofL shot .422 during the 2011-12 season ... **Malik Williams** has scored in double figures in 14 games this season, including six of his last nine. Williams has made 35.4 percent of his three-pointers in ACC games (17-of-48). He is sixth in the ACC in rebounding (7.7 rpg) and 54th in the nation in defensive rebounding (6.0 per game).

#### NCAA Sweet 16 Appearances (since 1975)

North Carolina	29
Duke	27
Kentucky*	27
Kansas	23
UCLA*	20
Syracuse*	20
Arizona	18
Michigan State	18
Louisville*	17
Indiana	17

\*does not include vacated appearances

#### NCAA Elite Eight Appearances (since 1951)

Kentucky	34
North Carolina	26
Duke	22
Kansas	22
UCLA*	21
Michigan State	14
Kansas State	12
Louisville*	11
Arizona	11
UConn	11
Indiana	11
Villanova	11

\*does not include vacated appearances

■ **10 NBA Draft Picks in Last Nine Years** -- A total of 77 former Louisville players have been selected in the NBA Draft, including 10 in the last nine years. UofL is eighth in the nation with 25 first-round draft picks and Louisville is one of just 10 schools in the nation with 70+ draft picks. A total of 20 former UofL players have played in the NBA over the last nine years.

The Cardinals' latest NBA draft selection was David Johnson, who was selected in the second round of the 2021 NBA Draft by the Toronto Raptors with the 47th pick overall. Carlik Jones also signed a free agent agreement with the Dallas Mavericks in 2021.

In addition to Johnson, those recent picks include Jordan Nwora (2020, 2nd round, 45th overall selection, Milwaukee Bucks), Ray Spalding (2018, 2nd round, 56th, Philadelphia 76ers), Donovan Mitchell (2017, 1st round, 13th, Denver Nuggets), Chinanu Onuaku (2016, 2nd, 37th, Houston Rockets), Terry Rozier (2015, 1st, 16th, Boston Celtics), Montrezl Harrell (2015, 2nd, 32nd, Houston Rockets), Russ Smith (2nd, 47th, Philadelphia 76ers), Gorgui Dieng (2013, 1st, 21st, Utah Jazz) and Peyton Siva (2013, 2nd, 56th, Detroit Pistons). Mitchell won the 2018 Verizon NBA Slam Dunk Contest, was runner-up for the 2018 NBA Rookie of the Year and was a member of the 2020 and 2021 NBA All-Star team. Harrell was the 2020 NBA Sixth Man of the Year.

Four other recent Cardinals reached the NBA as undrafted free agents over the last five years, including Deng Adel (Cleveland Cavaliers, 2018), Jaylen Johnson (Chicago Bulls, 2018), Mangok Mathiang (Charlotte Hornets, 2017) and Damion Lee (Atlanta Hawks/Golden State Warriors, 2017).

Louisville has produced 25 first-round NBA Draft choices, including 12 in the top ten and six among the top three picks (Pervis Ellison first in 1989; Wes Unseld second in 1968; Darrell Griffith second in 1980; Charlie Tyra second in 1957; Rodney McCray third in 1983; George Hauptfuhrer third in 1948).

■ **Eight Former UofL Assistants Are Head Coaches** -- Eight former Louisville assistant coaches are active head coaches. The list includes Mike Balado at Arkansas State, Mick Cronin at UCLA; Scott Davenport at Bel-larmine; Kevin Keatts at NC State, Steve Masiello at Manhattan; Greg Paulus at Niagara, Richard Pitino at New Mexico and Kevin Willard at Seton Hall. Seven former UofL assistants have guided their teams to NCAA Tournament appearances over the last seven years (since 2014; Cronin, Davenport, Keatts, Masiello, Marvin Menzies, Pitino and Willard).

■ **Seven of Last 11 NCAA Champions Have Played in Louisville** - The eventual national champion has played in Louisville's home arena, the KFC Yum! Center, in seven of the arena's 11 seasons in existence. Louisville faced eventual champions Connecticut (2011, 2014), Duke (2015) and Virginia (2019) in home games, Kentucky won a pair of games in the 2012 second and third rounds in the KFC Yum! Center, 2016 Champion Villanova won the NCAA South Regional in Louisville, and UofL won the 2013 itself. UofL played 2017 Champion North Carolina, but it was in Chapel Hill.

#### Louisville RPI/NET & Strength of Schedule Last 15 Years

Year	NET	SOS
2021-22	135	63
2020-21	56	46
2019-20	8	18
2018-19	22	4
Year	RPI	SOS
2017-18	42	10
2016-17	11	3
2015-16	16	38
2014-15	19	16
2013-14	16	49
2012-13	2	4
2011-12	10	2
2010-11	17	11
2009-10	45	11
2008-09	7	12
2007-08	10	4

#### All-Time NCAA Final Four Appearances

North Carolina	20
UCLA	17
Kentucky	17
Duke	16
Kansas	14
Ohio State	11
Michigan State	10
Louisville	*8
Indiana	8

#### UofL in the NCAA Tournament \*

NCAA Tournament Appearances	39
All-Time NCAA Tourn. Record	61-41
Sweet 16 Appearances	17
Elite Eight Appearances	11
Final Four Appearances	8
NCAA Championships	2
Mack's NCAA Tourn. Record	11-9
Mack's NCAA Tourn. Appearances	9

\* does not include a 15-3 record, four NCAA Tournament, four Sweet 16, and three Elite Eight appearances in 2012-15 -- plus the 2012 and 2013 Final Fours and 2013 NCAA Title

### Cardinals in the NCAA Tournament

■ Louisville made its 39th NCAA Tournament appearance in 2019. The Cards have reached the Sweet 16 on 17 occasions and have advanced to the Elite Eight 11 times. Louisville is seventh in NCAA Tournament appearances (39), ninth in tournament victories (61) and sixth in tournament games (102). UofL has a 61-41 overall NCAA Tournament record, reaching the Final Four eight times. *(Louisville had 43 NCAA Tournament and 21 Sweet 16 appearances before four of each in 2012, 2013, 2014 and 2015 -- plus three Elite Eights and a 15-3 record -- were vacated by the NCAA Committee on Infractions.)*

■ Louisville is tied for eighth with 17 Sweet 16 appearances since the NCAA began Sweet 16 records in 1975 (years: 1975, 1978, 1979, 1980, 1982, 1983, 1984, 1986, 1988, 1989, 1993, 1994, 1996, 1997, 2005, 2008, 2009; Sweet 16 appearances in 2012, 2013, 2014, and 2015 were vacated).

■ Louisville is tied for seventh with 11 Elite Eight appearances since the NCAA began Elite Eight records in 1951 (years: 1959, 1972, 1975, 1980, 1982, 1983, 1986, 1997, 2005, 2008, 2009; Elite Eight appearances in 2012, 2013, and 2015 were vacated).

■ The NCAA Champion has come from Louisville's conference in six of the last 10 years (2011-21), including the 2019 champion in ACC member Virginia. A team was not crowned in 2020 due to the COVID-19 pandemic. In that 10-year period, Louisville has participated in the Big East, American and Atlantic Coast Conferences.

### ■ Louisville Top College Basketball Market

-- Louisville is consistently the highest-rated television market for college basketball on ESPN. Louisville has been the top market each of the last 19 years and every year since ESPN began tracking the data. Louisville's average 4.2 rating for the 2018-19 season led all markets and was well ahead of second-place Knoxville, which averaged a 2.9 rating, in the most recent figures available. The remaining top five was Raleigh-Durham (2.8), Greensboro-High Point (2.7) and Kansas City (2.5). The Cardinals' NCAA Sweet 16 game against Kentucky in 2014 drew a 51.5 rating and 73 share, making it the second highest-rated event in Louisville television history. UofL's 2013 NCAA Championship game vs. Michigan (later vacated) is the top-rated television event all-time in the Louisville market. Louisville was No. 3 ESPN market for women's basketball in 2019 (0.5) and was the No. 11 ESPN/ABC market for college football in 2016 (3.5 average rating).

### ■ Top Rated Semifinal Game —

Louisville's 1983 Final Four game against Houston set a record as the most-watched national semifinal game in history. The game had a 17.8 rating and 33 share, and it was viewed by 14,800,000 households on CBS.

### Cardinals Active in Pro Basketball

#### NBA

Name	Yrs. @ UofL	Team
Gorgui Dieng	'10-13	Atlanta Hawks
Montrezl Harrell	'12-15	Washington Wizards
David Johnson	'19-21	Toronto Raptors
Damion Lee	'15-16	Golden State Warriors
Donovan Mitchell	'15-17	Utah Jazz
Jordan Nwora	'17-20	Milwaukee Bucks
Terry Rozier	'13-15	Charlotte Hornets

#### Foreign/G-League Teams

Deng Adel	'15-18	Maine Celtics (G-League)
Chane Behanan	'11-14	Santeros de Aguada (Puerto Rico)
Wayne Blackshear	'11-15	Maine Celtics (G-League)
Rakeem Buckles	'09-12	Hapoel Haifa (Israel)
Earl Clark	'06-09	Gran Canaria (Spain)
Taquan Dean	'02-06	Montpellier (France)
(now Taqwa Pinero)		
Steven Enoch	'18-20	Baskonia (Spain)
Khwan Fore	'18-19	Kolubara (Serbia)
Tony Hicks	'16-17	Bochum (Germany)
Terrence Jennings	'08-11	Hitech Bangkok (Thailand)
Jaylen Johnson	'14-17	Motor City Cruise (G-League)
Carlik Jones	'20-21	Texas Legends (G-League)
VJ King	'16-19	Westchester Knicks (G-League)
Lamar Kimble	'19-20	Worcester W. (U. Kingdom)
Preston Knowles	'07-11	Mono Vampire (Thailand)
Kyle Kuric	'08-12	FC Barcelona Lassa (Spain)
Trey Lewis	'15-16	KK Mornar-Baroko (Montenegro)
Anas Mahmoud	'14-18	Al Zamalek (Egypt)
Mangok Mathiang	'13-17	Cedevita Olimpija (Slovenia)
Angel Nunez	'11-12	Maccabi Haifa (Israel)
Chinanu Onuaku	'14-16	Bnei Hertzliya (Israel)
Juan Palacios	'04-08	Jonavas Cbet (Lithuania)
Samardo Samuels	'08-10	Libertadores (Mexico)
Peyton Siva	'09-13	NZL Breakers (Australia)
Chris Smith	'11-13	Maccabi Haifa (Israel)
Jerry Smith	'06-10	Lavrio BC (Greece)
Russ Smith	'10-14	Ft. Wayne Mad Ants (G-League)
Quentin Snider	'14-18	AEK Larnaca (Cyprus)
Edgar Sosa	'06-10	Al Zamalek (Egypt)
Ray Spalding	'15-18	Rio Grande Valley Vipers (G)
Kevin Ware	'11-14	Novi Pazar (Serbia)

■ **Cards Have Had Productive Defense** — Recent Louisville teams have been known for their defensive intensity and third-year UofL Coach Chris Mack has kept the Cardinals' strong defensively. Louisville was 40th in the nation in adjusted defensive rankings by KenPom analytics for the 2020-21 season when the Cardinals were 28th in the nation in three-point field goal percentage defense (.305), 46th in rebound margin (+4.8) and 62nd in scoring defense (66.5 ppg).

UofL has limited 76 opponents over the last seven seasons under 60 points (90 in the last eight years), including 16 times below 50 (once this year). Louisville has ranked among the nation's top 30 in field goal percentage defense in 13 of the past 18 years. Over the last seven years, UofL has held 95 opponents under 40 percent shooting from the field (seven this season, eight in 2020-21, 18 in 2019-20, 17 in 2018-19), 49 under 36 percent, and 22 under 33 percent.

■ **Statistical Trends** — UofL is 216-13 over the last 20 seasons when scoring 80 or more points (1-1 this season, 2-0 in 2020-21, 10-0 in 2019-20, 11-2 in 2018-19) ... Over the past 20 years, Louisville is 166-8 when shooting 50 percent or better from the field (2-1 this season, 3-0 in 2020-21, 9-0 in 2019-20) ... UofL is 399-53 when holding its opponent below 70 points over the last 20 years (11-4 this season, 10-2 in 2020-21, 19-2 in 2019-20, 13-4 in 2018-19).

■ **Dorm Will Bear Crum's Name** -- Denny Crum Hall made possible by L&N Federal Credit Union will be the name of a new University of Louisville residence hall, located across Floyd Street from the Planet Fitness Kueber Center that will be built for occupancy by the fall 2022 semester and will house several Cardinal student-athletes. The \$23.5 million, 128-bed residence hall is a partnership among UofL Athletics, UofL Campus Housing and a third-party developer consisting of Buffalo Construction and Larry Gough. L&N Federal Credit Union provided a \$2.25 million gift to the Cardinal Athletic Fund to promote the legacy of UofL Athletics through naming the facility in Crum's honor. Men's and women's basketball and women's lacrosse student-athletes as well as other university students will be housed in the new residence hall. Crum participated in a ceremonial groundbreaking at the site on March 2, the date of his 84th birthday.



■ **Cards Have Been Tough on the Road** — UofL has a 90-76 record over the last 16 years on its opponent's home court (.542). Louisville has posted a 34-38 conference road record in its eight years in the ACC (2-8 this year, 4-3 last year). UofL had the most road victories of any school in Big East Conference games over its last seven years in that league and was a league-best 8-1 in its road games in The American during the 2013-14 season. The Cards have an 80-62 record in conference games on the road over the last 17 seasons (.563). In neutral site games, Louisville has a 42-16 record over the last eight years (.724) and a 52-23 neutral site record over the last 11 years (.693).

#### UofL National Ranking in Field Goal Percentage Defense

2003-04	2nd
2004-05	8th
2005-06	49th
2006-07	25th
2007-08	8th
2008-09	22nd
2009-10	161st
2010-11	12th
2011-12	6th
2012-13	37th
2013-14	20th
2014-15	23rd
2015-16	9th
2016-17	20th
2017-18	41st
2018-19	30th
2019-20	13th
2020-21	118th
2021-22	192nd

#### Louisville Career Double-Doubles

<b>Malik Williams (11)</b>			
Duke (H)	1/29/22	10 pts., 12 reb.	
Pittsburgh (A)	1/15/22	12 pts., 13 reb.	
Georgia Tech (A)	1/2/22	20 pts., 11 reb.	
SE Louisiana (H)	12/14/21	15 pts., 10 reb.	
NC State (A)	12/4/21	14 pts., 12 reb.	
Maryland (N)	11/27/21	13 pts., 12 reb.	
Syracuse (H)	2/19/20	14 pts., 13 reb.	
Pittsburgh (H)	12/6/19	13 pts., 11 reb.	
Notre Dame (H)	3/3/19	16 pts., 13 reb.	
Miami (H)	1/6/19	19 pts., 11 reb.	
Lipscomb (H)	12/12/18	10 pts., 13 reb.	
<b>Samuelli Williamson (5)</b>			
Southern (H)	11/9/21	14 pts., 14 reb.	
Duke (A)	2/27/21	14 pts., 12 reb.	
Georgia Tech (H)	2/1/21	20 pts., 18 reb.	
Pittsburgh (A)	12/22/20	14 pts., 12 reb.	
Wake Forest (A)	1/13/21	15 pts., 11 reb.	
<b>Jae'Lyn Withers (3)</b>			
Notre Dame (H)	2/23/21	12 pts., 13 reb.	
Virginia Tech (H)	1/6/21	16 pts., 12 reb.	
Miami (A)	1/16/21	18 pts., 11 reb.	
<b>Sydney Curry (2)</b>			
Virginia Tech (A)	3/1/22	18 pts., 11 reb.	
NC State (H)	1/12/22	22 pts., 10 reb.	
<b>Matt Cross (1)</b>			
North Carolina (H)	1/2/22	13 pts., 15 reb.	

#### Cardinals on Social Media

	Twitter	Instagram
Mike Pegues	@CoachPegues	
Sam Bearden	@SamBearden2	@sam.bearden
Brad Colbert	@BradCOLbert	@bradcolbert45
Matt Cross	@mcsnipes33	@mcsnipes14
Sydney Curry	@Bigticket_sc	@big_ticketsc
Dre Davis	@DAndreDavis	@dandredavis
El Ellis	@elellis3	@elellis3
Mason Faulkner		@masonfaulkner11
Mike James	@MichaelToReal0	@mikejames0
Noah Locke	@_NoahLocke	@noahlocke
Ashton Myles-Devore	@ashton_md21	@ashtonmd_
Drew Schultz	@dr00schultz	
JJ Traynor	@JJTraynor20	@jjtraynor_
Jarrod West	@jarrod_west	@jarrod_west23
Roosevelt Wheeler	@z4rose	@esor.1
Malik Williams	@leek_willi	@leek_willi
Samuelli Williamson	@Samuelli	@samuelli
Jae'Lyn Withers	@jaelynwithers	@jaelynwithers
Gabe Wiznitzer	@GabeWiznitzer	@gabewiz

#### UofL Radio Network Affiliates

<b>WHAS</b>	840 AM	Louisville, Ky.
<i>(Flagship Station)</i>		
<b>WKRD</b>	790 AM	Louisville, Ky.
<b>WCKY</b>	1530 AM	Cincinnati, Ohio
<b>WLKT</b>	103.9 FM	Lexington, Ky.
<b>WSFC</b>	1240 AM	Somerset, Ky.
<b>WYMC</b>	1430 AM	Mayfield, Ky.
<b>WLME</b>	102.7 FM	Owensboro, Ky.
<b>WPAD</b>	1560 AM	Paducah, Ky.
<b>WCCK</b>	95.7 FM	Calvert City, Ky.
<b>Sirius XM Satellite Radio</b> <i>(channels vary)</i>		

The radio broadcast is also available for a fee through GoCards.com and CardsMobile, the Cards' official Android/iPhone app. Broadcasts are also available by listening to one of the above stations through the iHeart Radio app, such as this link to WHAS: <https://uofl.me/2Pew2dY>



■ **12th Season in KFC Yum! Center** -- UofL is playing its 12th season in 2021-22 in the spectacular KFC Yum! Center, located on the banks of the Ohio River in downtown Louisville. The 22,090-seat multi-purpose arena was built at a cost of \$238 million and includes 71 luxury suites, 62 four- or six-seat premium boxes, over 2,000 side-court club seats and four party suites with a seating capacity of 32 each.

UofL's men's and women's teams have permanent locker rooms. There are five additional team locker rooms, two officials locker rooms, five star dressing rooms, a full-function media work room and a full-sized basketball practice court on the event level. The seven levels of the arena (including the upper catwalk) include a collective 721,762 square feet, or roughly the area of 13 football fields.

After passing through the one and a half acre landscaped entry plaza that features a basketball-themed fountain, entering fans can visit the 2,500-square foot UofL adidas store or head to their seats using one of the eight escalators or seven elevators within the building.

Lounge space is abundant within the arena. Four spacious donor rooms are available for Cardinal fans, including three that overlook the Ohio River. The 7,000-square foot main concourse restaurant overlooks the river and a main concourse sports bar has views directly into the arena bowl. Two 4,000-square foot club lounges on the event level, as well as the terrace club and premium box lounges, provide amenities for their respective patrons. The KFC Yum! Center served as the site for the NCAA Men's Basketball Tournament second and third rounds in 2012 and 2015, the NCAA South Regional in 2016 and 2019 and was the site for the 2012 NCAA Women's Volleyball Championship. A 2023 NCAA men's basketball regional will be staged in the KFC Yum! Center.

**Last time an individual had ...**

	<b>For Louisville</b>	<b>For A Louisville Opponent</b>
<b>30 or more points</b>	37 by Jordan Nwora vs. Boston College (1/29/20)	33 by David Jones, DePaul (12/10/21)
<b>35 or more points</b>	37 by Jordan Nwora vs. Boston College (1/29/20)	37 by Matthew Hurt, Duke (2/27/21)
<b>20 points in a half</b>	20 by El Ellis vs. North Carolina, 2H (2/1/22)	23 by Caleb Mills, Florida State - first half (1/8/22)
<b>15 or more rebounds</b>	15 by Matt Cross vs. North Carolina (2/1/22)	15 by Armando Bacot, North Carolina (2/21/22)
<b>20 or more rebounds</b>	23 by Ellis Myles vs. Tennessee St. (12/1/01)	22 by Armando Bacot, North Carolina (2/1/22)
<b>20 points + 20 rebounds</b>	Pervis Ellison at Virginia Tech, 21 pts., 22 reb. (2-27-88)	Dwayne Whitfield, Jackson St., 24 pts, 21 reb. (11-23-94)
<b>A four-point play</b>	Ryan McMahon vs. Wake Forest (2/5/20)	Isaiah Wong, Miami (2/16/22)
<b>12 made free throws</b>	13 by Christen Cunningham vs. Minnesota, 13 att. (3/21/19)	13 by Jake LaRavia, Wake Forest (2/26/22)
<b>7 made three-point goals</b>	7 by Ryan McMahon vs. NC State (2/1/20)	7 by Tomas Woldetensae, Virginia in 10 att. (2/8/20)
<b>10 or more assists</b>	12 by Darius Perry vs. Youngstown State (11/10/19)	10 by M.J. Walker, Florida State (1/18/21)
<b>5 or more blocked shots</b>	5 by Anas Mahmoud vs. Florida State (3/7/18)	8 by Nick Ongenda, DePaul (12/10/21)
<b>5 or more steals</b>	5 by Jarrod West vs. Western Kentucky (12/18/21)	5 by Madut Akec, Detroit Mercy (11/20/21)

**The Last Time a Team ...**

	<b>Louisville</b>	<b>Opponent</b>
<b>Scored 100 points</b>	104-54 win over Southern (11/13/18)	101-104 5OT loss to Notre Dame (2/9/13)
<b>Scored less than 50 points</b>	75-43 loss at Virginia Tech (3/1/22)	79-44 victory over Evansville (11/25/20)
<b>Scored 60 points in a half</b>	61 vs. Grand Canyon; 1st H of 111-63 win (12/5/15)	60 by Tulane; 2nd H of 109-96 win (1/18/90)
<b>Scored under 20 points in a half</b>	18 vs. Wisconsin; 1H of 85-48 loss (12/19/20)	16 by Evansville 1H, 79-44 UL win (11/25/20)
<b>Had a +20 Rebound Margin</b>	26 (51-25) vs. Maryland (11/27/21)	26 (57-31) by Kentucky (12/31/11)
<b>Grabbed 60 or more rebounds</b>	60 vs. Jacksonville State (11/17/14)	60 by George Mason (1/4/94)
<b>Grabbed less than 25 rebounds</b>	19 vs. Virginia (2/6/17)	18 by Evansville (11/25/20)
<b>Shot 60% or better from the field</b>	.609 (28-46) vs. Prairie View A&M (11/29/20)	.633 (31-49) by Notre Dame (1/22/22)
<b>Shot 30% or below from the field</b>	.259 (14-54) vs. Syracuse (2/20/19)	.292 (19-65) by Boston College (1/19/22)
<b>Shot 70% from the field for a half</b>	.714 (20-28) vs. Pittsburgh in 1st H (1/24/17)	.765 (13-17) by Georgetown in 2nd H (1/31/11)
<b>Made 5 or less free throws</b>	3 at Virginia Tech (in 7 attempts; 3/1/22)	2 by Clemson (in 4 attempts, 2/19/22)
<b>Made 15 three-point goals</b>	15 (in 35 attempts) vs. North Carolina (2/1/22)	15 by Notre Dame (1/22/22)
<b>Made No three-point goals</b>	0 vs. Pittsburgh (2/11/15)	0 by Cal State Northridge (12/23/14)
<b>Shot 60% from the three-point line</b>	.600 (12-20) vs. Georgia Tech (2/9/18)	.652 (15-23) by Notre Dame (1/22/22)
<b>Handed out 25 or more assists</b>	28 vs. UCF (12/31/13)	29 by North Carolina (2/12/21)
<b>Handed out 5 or less assists</b>	1 vs. Kentucky (12/27/14)	5 by Youngstown State (11/10/19)
<b>Committed 25 or more turnovers</b>	26 vs. West Virginia (1/31/09)	25 by FIU (12/5/14)
<b>Committed 5 or fewer turnovers</b>	3 vs. Virginia (3/6/21)	5 by Virginia (3/6/21)
<b>Blocked 10 or more shots</b>	10 vs. Albany (12/20/17)	14 by Connecticut (3/4/06)
<b>Had No Blocked Shots</b>	0 vs. NC State (1/12/22)	0 by Clemson (2/19/22)
<b>Had 15 or more steals</b>	15 vs. Georgia Tech (2/8/18)	19 by Rutgers (3/13/14)
<b>Had No Steals</b>	0 vs. Saint Louis (2/12/03)	0 by Saint Louis (3/22/14)

**Louisville Top Efforts Last 20 Years  
(Since 2001-02)**

**Longest winning streak (single-season):** 17 games (2002-03)

**Longest winning streak (multiple-season span):** 21 games (last 16 G of 2012-13, first 5 G of 2013-14)

**Longest conference winning streak:** 10, three times -- 2008-09, 2012-13, & 2019-20 seasons

**Longest losing streak:** 7 games (2021-22)

**Longest conference losing streak:** 7 games (2021-22)

**Most points scored in a game:** 114 vs. Western Kentucky, 12-22-10 (UL 114, WKU 82)

**Fewest points scored in a game:** 43 vs. Virginia Tech, 3-1-22 (VT 75, UL 43)

**Most points allowed in a game:** 104 vs. Notre Dame, 2-9-13 (UND 104, UL 101, 5 ot)

**Fewest Points Allowed in a Game:** 26 vs. Savannah State, 11-24-14 (UL 87, SSU 26)

**Fewest Points Allowed in a Conference Game:** 31 vs. Rutgers, 3-13-14 (UL 92, RU 31)

**Largest Margin of Victory:** 64 vs. Morehead St., 12-27-04 (UL 104, USA 40)

**Largest Margin of Victory in a Conference Game:** 61 vs. Rutgers, 3-13-14 (UL 92, RU 31)

**Largest losing margin:** 37 at Wisconsin, 12-19-20 (UW 85, UL 48)

**Fewest points scored in a win:** 45 vs. Cleveland State, 11-26-14 (UL 45, CSU 33)

**Most points allowed in a win:** 90 vs. Virginia Tech, 2-18-17 (UL 94, VT 90)

**Most points scored in a loss:** 101 vs. Notre Dame, 2-9-13 (UND 104, UL 101, 5 ot)

**Fewest points allowed in a loss:** 52 vs. Drexel, 12-14-10 (DU 52, UL 46); vs. Syracuse, 2-13-12 (SU 52, UL 51); vs. Virginia, 2-17-15 (UVA 52, UL 47)

**Largest deficit overcome to win a game:** 20 vs. West Virginia, 3-26-05 (UL 18, WVU 38)

**Largest lead given up in a loss:** 23 vs. Duke, 2-12-19 (UL 59, DU 36)

**Highest shooting percentage:** .667 vs. North Carolina Central, 11-17-19 (UL 87, UNCC 58)

**Highest shooting percentage in a conference game:** .652 vs. Pittsburgh, 1-25-15 (UL 80, Pitt 68)

**Lowest shooting percentage:** .259 vs. Kentucky, 12-27-14 (Kentucky 58, UL 50)

**Lowest shooting percentage in a conference game:** .259 vs. Syracuse, 2-20-19 (Syracuse 69, UL 49)

**Highest 3-point percentage:** .778 vs. Memphis, 2-4-04 (UL 58, UM 62)

**Highest 3-point percentage in a conference game:** .778 vs. Memphis, 2-4-04 (UL 58, UM 62)

**Lowest 3-point percentage:** .000 vs. Pittsburgh, 2-11-15 (UL 69, Pitt 56)

**Lowest 3-point percentage in a conference game:** .000 vs. Pittsburgh, 2-11-15 (UL 69, Pitt 56)

**Most three-pointers:** 22 vs. Hartford, 11-17-07 (UL 104, UH 69)

**Free throws made:** 42 vs. Nicholls, 11-8-18 (in 55 attempts; UL 85, NSU 72)

**Most assists:** 34 vs. VMI, 12-23-04 (UL 107, VMI 56)

**Most blocked shots:** 18 vs. Holy Cross, 12-7-03 (UL 56, HC 40)

## 0 Noah Locke

**G 6-3 210 Sr. - Tr. Baltimore, Md. (University of Florida)**

■ Transfer from the University of Florida, where he played three seasons and ranks among the Gators' career top 10 in three-pointers.

■ Has made multiple three-pointers in 18 games and at least three of them in 12 games this season. Locke has made 38 percent of his three-pointers in ACC games (39-of-103).

■ Passed 1,200 career points with 14 at Wake Forest.


■ Ranks 12th in the ACC in three pointers made per game (2.1).

■ Scored his 1,100th collegiate point against NC State when he totaled 13 points and matching season highs of four rebounds and three assists and came off of the bench for the first time this season.

■ Double figure scorer in 17 games this season, in four of the last seven, 11 of the last 18 games, and in 66 games over his collegiate career. He has led the Cards in scoring in five games.

■ Led the Cards with 17 points vs. Wake Forest on Dec. 29, connecting on a season-high 5-of-7 three-point goals and scoring 14 of his points in the second half. His five three-pointers were the most for Locke since knocking down five vs. Stetson on Dec. 6, 2020 while at Florida

■ Matched his top scoring effort of the season with 20 points at Western Kentucky, his fifth collegiate game with 20 or more points.



### 0 Noah Locke

Games With ...	Season	Career
Double-Figure scoring....	17	66
5 or more rebounds .....	0	10
4 or more assists .....	0	0
A blocked shot .....	1	6
A steal .....	11	52
A three-pointer .....	24	108
20+ points .....	2	5

*Above career figures include Florida*

### 0 Noah Locke Game-by-Game

Opponent	Date	GS	Min	FG	FGA	Pct	FG	FGA	Pct	FT	FTA	Pct	Off	Def	Tot	Avg	PF	FO	A	TO	Blk	Stl	Pts	Avg
SOUTHERN	11/09/21	*	25	5	13	.385	3	9	.333	3	4	.750	1	3	4	4.0	0	0	0	2	0	1	16	16.0
FURMAN	11/12/21	*	31	8	19	.421	4	12	.333	0	0	.000	0	3	3	3.5	1	0	0	3	0	0	20	18.0
NAVY	11/15/21	*	21	4	10	.400	1	5	.200	3	3	1.000	0	2	2	3.0	1	0	0	1	0	0	12	16.0
DETROIT	11/20/21	*	27	6	9	.667	4	6	.667	0	0	.000	0	1	1	2.5	2	0	0	2	0	0	16	16.0
vs. Mississippi St.	11/25/21	*	26	1	9	.111	0	3	.000	0	0	.000	0	3	3	2.6	1	0	1	1	0	0	2	13.2
vs. Maryland	11/27/21	*	31	4	12	.333	3	8	.375	1	2	.500	0	2	2	2.5	2	0	1	2	0	1	12	13.0
at Michigan St.	12/01/21	*	25	0	7	.000	0	2	.000	0	0	.000	1	2	3	2.6	1	0	3	0	0	0	0	11.1
at NC State	12/04/21	*	31	4	13	.308	4	8	.500	0	0	.000	0	2	2	2.5	0	0	1	1	0	1	12	11.3
DEPAUL	12/10/21	*	26	2	12	.167	2	9	.222	0	0	.000	1	1	2	2.4	0	0	1	2	0	0	6	10.7
SOUTHEASTERN LA	12/14/21	*	15	0	5	.000	0	5	.000	0	0	.000	0	2	2	2.4	2	0	0	1	0	1	0	9.6
at Western Ky.	12/18/21	*	31	8	18	.444	4	13	.308	0	0	.000	1	3	4	2.5	2	0	3	1	0	0	20	10.5
WAKE FOREST	12/29/21	*	22	5	8	.625	5	7	.714	2	2	1.000	0	3	3	2.6	0	0	1	3	0	1	17	11.1
at Georgia Tech	01/02/22	*	32	3	7	.429	2	5	.400	2	4	.500	1	1	2	2.5	1	0	0	2	0	0	10	11.0
PITTSBURGH	01/05/22	*	30	4	9	.444	3	7	.429	2	4	.500	0	4	4	2.6	1	0	0	0	0	0	13	11.1
at Florida St.	01/08/22	*	25	2	6	.333	2	5	.400	0	0	.000	0	0	0	2.5	2	0	2	2	0	0	6	10.8
NC STATE	01/12/22	*	32	4	8	.500	3	5	.600	2	3	.667	1	3	4	2.6	2	0	3	0	0	2	13	10.9
at Pittsburgh	01/15/22	*	29	4	10	.400	2	4	.500	0	0	.000	1	3	4	2.6	2	0	0	0	0	0	10	10.9
BOSTON COLLEGE	01/19/22	*	30	3	10	.300	3	7	.429	1	2	.500	1	2	3	2.7	2	0	0	0	0	2	10	10.8
NOTRE DAME	01/22/22	*	25	2	5	.400	1	2	.500	0	0	.000	1	0	1	2.6	0	0	0	1	0	0	5	10.5
at Virginia	01/24/22	*	20	1	8	.125	1	6	.167	0	0	.000	0	1	1	2.5	0	0	1	0	0	1	3	10.2
DUKE	01/29/22	*	19	1	4	.250	1	3	.333	0	0	.000	0	0	0	2.4	1	0	0	1	0	0	3	9.8
NORTH CAROLINA	02/01/22	*	32	2	10	.200	2	8	.250	2	2	1.000	1	2	3	2.4	1	0	1	0	0	0	8	9.7
at Syracuse	02/05/22	*	20	4	11	.364	3	10	.300	0	0	.000	0	1	1	2.3	1	0	1	1	0	1	11	9.8
at Notre Dame	02/09/22		18	1	6	.167	0	3	.000	0	0	.000	1	2	3	2.4	2	0	0	0	0	2	9.5	
MIAMI (FL)	02/16/22		21	5	9	.556	1	3	.333	0	0	.000	0	2	2	2.4	0	0	1	1	0	0	11	9.5
CLEMSON	02/19/22		27	6	12	.500	3	8	.375	0	0	.000	0	2	2	2.3	1	0	2	0	0	1	15	9.7
at North Carolina	02/21/22		16	4	8	.500	1	4	.250	0	0	.000	0	1	1	2.3	1	0	1	0	0	1	9	9.7
at Wake Forest	02/26/22		30	6	12	.500	2	6	.333	0	0	.000	1	1	2	2.3	3	0	0	2	1	0	14	9.9
at Virginia Tech	03/01/22		29	0	3	.000	0	2	.000	0	0	.000	0	3	3	2.3	1	0	0	0	0	0	0	9.5

### 0 Noah Locke Statistics

Year	GP	GS	Min	Avg	FG	FGA	Pct	3FG	3FGA	Pct	FT	FTA	Pct	OReb	DReb	Reb	Avg	PF	FO	Ast	TO	Blk	Stl	Pts	Avg
<b>at Florida</b>																									
2018-19	36	26	913	25.4	113	301	.375	81	214	.379	31	40	.775	22	60	82	2.3	48	0	21	13	0	16	338	9.4
2019-20	31	29	922	29.7	115	268	.429	79	183	.432	20	28	.714	7	71	78	2.5	30	0	22	23	1	20	329	10.6
2020-21	25	24	726	29.0	94	221	.425	57	141	.404	21	27	.778	10	50	60	2.4	37	0	17	27	5	16	266	10.6
<b>at Louisville</b>																									
2021-22	29	22	746	25.7	99	273	.363	60	175	.343	18	26	.692	12	55	67	2.3	33	0	23	29	1	13	276	9.5
Total	121	101	3307	27.3	421	1063	.396	277	713	.389	90	121	.744	51	236	287	2.4	148	0	83	92	7	65	1209	10.0

■ His 16 points against Southern on Nov. 9 is tied for the 11th most scored in a UofL debut.

■ Led UofL with 20 points vs. Furman.

■ Scored his 1,000th career point against Maryland (1,209 now) after scoring 933 points in three seasons at Florida and 276 in the Cardinals' 29 games.

■ Averaged 10.6 points and 2.4 rebounds per game as a junior last season at Florida while making a team-high 57-of-141 three-pointers (.404).

■ Locke's 217 career three-point field goals at Florida ranks ninth in Gator history.

■ Had 49 career double-digit scoring efforts at Florida and 63 games with multiple three-pointers, including 10 career games with five or more threes.

■ Scored a career-high 27 points as a freshman against Texas A&M (1/22/19), burying 7-of-13 three-point goals.

■ Produced his only career double-double with 16 points and a career-best 10 rebounds against Long Beach State (12/28/19).

■ Gathered a career-high four steals with 13 points against Xavier (11/24/19) in the championship game of the 2019 Charleston Classic.

■ His parents Vanessa and Kyle – a MEAC All-Rookie selection in 1993 -- both played basketball for four years at Coppin State. His older brother Kayel, who is in his fifth professional basketball season currently with the Landstede Hammers in Zwolle, Netherlands, played four years at UNC Greensboro where he ranks sixth with 1,522 career points and seventh with 652 career rebounds. His younger sister Paris plays on the McDonogh School high school team.

■ Has a 6-8 wingspan.

■ Born May 10, 1999. Major is sport administration.

### 0 Noah Locke

#### Season/Career Highs at Louisville

Points..... 20 vs. Furman (11/12), at Western Kentucky (12/18)  
 Reb. .... 4 (five times) latest at Pittsburgh (1/15)  
 Asst..... 3 (three times) latest vs. NC State (1/12)  
 Blocks .... 1 at Wake Forest (2/26)  
 Steals..... 2 vs. NC State (1/12), vs. Boston College (1/19)  
 FGM ..... 8 vs. Furman (11/12), at Western Kentucky (12/18)  
 FGA ..... 19 vs. Furman (11/12)  
 3FGM ..... 5 vs. Wake Forest (12/29)  
 3FGA ..... 13 at Western Kentucky (12/18)  
 FT ..... 3 vs. Southern (11/9), vs. Navy (11/15)  
 FTA ..... 4 (three times) latest vs. Pittsburgh (1/5)

## 1 Mike James

**G/F 6-6 215 Fr. - HS Orlando, Fla. (Oak Ridge HS)**

■ Freshman guard/forward suffered a torn Achilles tendon in his left leg in practice on Oct. 6 and will miss the 2021-22 season. He had successful surgery on Oct. 8 to repair the injury.

■ Averaged 19.4 points, 10.8 rebounds, 2.5 assists and 1.2 blocked shots per game to lead Oak Ridge to a 23-3 record and the state 7A semifinals. He shot 58 percent from the field, including 44 percent from three-point range, and made 79 percent of his free throws.

■ The 2020-21 Orlando Sentinel boys basketball player of the year, he was also voted Class 7A Player of the Year in Florida by a panel of coaches and media.

■ The 2021 FACA District 11 Class 7A Player of the Year, the versatile James was ranked No. 66 nationally by Rivals.com, No. 77 in the 247Sports national composite and No. 77 in the ESPN 100.

■ James amassed 32 points and 24 rebounds in a regional win over Riverview on the way to the



state semifinals.

■ Averaged 18.5 points, 6.1 rebounds and 1.3 assists as a junior in 2019-20 in helping Oak Ridge achieve a 21-9 record while reaching the Class 7A state semifinals.

■ A 2019-20 first team all-state selection and Orlando Sentinel All-Area team member.

■ James was a 7A State All-Tournament Team selection in 2020 when he scored 27 of his team's 55 points in the state semifinals before colliding with another player at the end of regulation (8-12 FG, 4-6 3FG, 7-8 FT). He missed the overtime period when his team fell.

■ Born Sept. 9, 2002. Major is sport administration.

## 15 Drew Schultz

**F 6-4 200 So. - Wk. Rockwall, Texas (Rockwall HS)**

■ Walk-on freshman forward who did not see game action in 2020-21.

■ Suffered a knee injury in practice on Nov. 24 and is sidelined..

■ Played four seasons at Rockwall (Texas) High School, including his final two years on the varsity squad.

■ As a senior in 2019-20, Schultz helped Rockwall to a 21-14 record, falling in the second round of the regional tournament to the eventual state finalist.

■ Played two seasons at Rockwall with current UofL teammate Samuel Williamson. Rockwell achieved a 30-6 record and reached the Class 6A regional semifinals in Schultz junior year alongside Williamson.

■ Also played volleyball two seasons at Rockwall, earning second-team all-state honors as a



senior.

■ Born Jan. 9, 2002 ... Major is sport administration.

### 15 Drew Schultz Season/Career Highs

Points..... none  
Reb. .... none  
Asst..... none  
Blocks .... none  
Steals ..... none  
FGM ..... none  
FGA ..... none  
3FGM ..... none  
3FGA ..... none  
FT ..... none  
FTA ..... none

#### 15 Drew Schultz

Games With ...	Season	Career
Double-Figure scoring.....	0	0
5 or more rebounds .....	0	0
4 or more assists .....	0	0
A blocked shot .....	0	0
A steal .....	0	0
A three-pointer .....	0	0
20+ points .....	0	0

#### 15 Drew Schultz Game-by-Game

Opponent	Date	GS	Min	FG	FGA	Pct	3FG	3FGA	Pct	FT	FTA	Pct	Reb	PF	FO	A	TO	Blk	Stl	Pts	Avg
----------	------	----	-----	----	-----	-----	-----	------	-----	----	-----	-----	-----	----	----	---	----	-----	-----	-----	-----

none

#### 15 Drew Schultz Statistics

Year	GP	GS	Min	Avg	FG	FGA	Pct	3FG	3FGA	Pct	FT	FTA	Pct	OReb	DReb	Reb	Avg	PF	FO	Ast	TO	Blk	Stl	Pts	Avg
2020-21	0	0	0	0.0	0	0	.000	0	0	.000	0	0	.000	0	0	0	0.0	0	0	0	0	0	0	0	0.0
2021-22	0	0	0	0.0	0	0	.000	0	0	.000	0	0	.000	0	0	0	0.0	0	0	0	0	0	0	0	0.0
Total	0	0	0	0.0	0	0	.000	0	0	.000	0	0	.000	0	0	0	0.0	0	0	0	0	0	0	0	0.0

## 20 Sam Bearden

**F 6-5 200 So. - Wk. Louisville, Ky. (Holy Cross HS)**

■ Walk-on forward who has appeared in one career game, scoring three points at Wake Forest this season.


■ First team Courier-Journal All-Region selection as a senior when he averaged 18.1 points and 8.2 rebounds for Holy Cross. He was selected to the all-tournament teams for the 21st District and 6th Region.

■ Also honored as a 2020 Louisville Catholic Sports Student Athlete of the Year and was an all-tournament choice at 2019 King of the Smokies after producing 21 points and 13 rebounds in the final game.

■ Finished his high school career as Holy Cross' second-leading all-time scorer with over 1,000 points.

■ Also ran track (sprints) and played soccer (defense) at Holy Cross. As a junior, he was seventh in the Kentucky Class A state championship in the 200 and was a member of three relay teams as Holy Cross won the state team championship in 2019.

■ Earned an academic scholarship to UofL.



#### 20 Sam Bearden

Games With ...	Season	Career
Double-Figure scoring.....	0	0
5 or more rebounds .....	0	0
4 or more assists .....	0	0
A blocked shot .....	0	0
A steal .....	1	1
A three-pointer .....	0	0
20+ points .....	0	0

#### 20 Sam Bearden Game-by-Game

Opponent	Date	GS	Min	FG	FGA	Pct	3FG	3FGA	Pct	FT	FTA	Pct	Reb	PF	FO	A	TO	Blk	Stl	Pts	Avg
----------	------	----	-----	----	-----	-----	-----	------	-----	----	-----	-----	-----	----	----	---	----	-----	-----	-----	-----

at Wake Forest

02/26/22

2

1

1

1.000

0

0

.000

1

2

.500

0

0

0

0.0

0

0

0

0

0

0

0

0

1

3

3.0

#### 20 Sam Bearden Statistics

Year	GP	GS	Min	Avg	FG	FGA	Pct	3FG	3FGA	Pct	FT	FTA	Pct	OReb	DReb	Reb	Avg	PF	FO	Ast	TO	Blk	Stl	Pts	Avg
2020-21	0	0	0	0.0	0	0	.000	0	0	.000	0	0	.000	0	0	0	0.0	0	0	0	0	0	0	0	0.0
2021-22	1	0	2	2.0	1	1	1.000	0	0	.000	1	2	.500	0	0	0	0.0	0	0	0	0	0	1	3	3.0
TOTAL	1	0	2	2.0	1	1	1.000	0	0	.000	1	2	.500	0	0	0	0.0	0	0	0	0	0	1	3	3.0

■ Had received interest from multiple NCAA Division II and ONAIA programs before deciding to walk on with the Cardinals (Alabama-Huntsville, Kentucky Wesleyan, Centre College, Transylvania, Holy Cross (IN), Lyon College, Thomas More, Indiana University-Southeast).

■ His mother Missy played field hockey at UofL, his grandfather Bob Bearden played football for the Cardinals and his uncle Ed Voelker played basketball at Tennessee.

■ Born Jan. 25, 2002 ... Major is undecided

### 20 Sam Bearden Season/Career Highs

Points..... 3 at Wake Forest (2/26)  
Reb. .... none  
Asst..... none  
Blocks .... none  
Steals ..... 1 at Wake Forest (2/26)  
FGM ..... 1 at Wake Forest (2/26)  
FGA ..... 1 at Wake Forest (2/26)  
3FGM ..... none  
3FGA ..... none  
FT ..... 1 at Wake Forest (2/26)  
FTA ..... 2 at Wake Forest (2/26)

## 3 El Ellis

**G 6-3 180 Jr. - JC Durham, N.C. (Tallahassee Community College)**

■ Athletic guard who is third on the team in assists (44 total in 29 games), averaging about 20 minutes of action per game. He has started nine games, including the last six.

■ Double-figure scorer in six of the last nine games and nine of the last 16. He is averaging 10.7 points per game over the last 16 games -- top for the Cardinals in that stretch, while hitting 27-of-73 threes (.370), including 12.6 ppg in the last nine.

■ Has averaged 8.8 points in the 20 games in which he has come off the bench, scoring in double figures on nine occasions as a reserve.

■ Has led the Cardinals in scoring twice in the last nine games (18 points vs. Duke, career-high 25 vs. North Carolina). He has led UofL in scoring on five occasions and has scored 18 or more four times.

■ Scored 18 points off the bench against Pittsburgh in Louisville, and followed it with 14 points at Florida State.

■ Scored 22 points off the bench at Michigan State. He had scored just 27 points in his first six games of the season.

■ Averaged 17.7 points, 4.3 assists and 3.4 rebounds while connecting on 55-of-132 three-pointers (.417) and 75.9 percent of his free throws (85-of-112) in leading Tallahassee (Fla.) Community College to a 19-3 record in 2020-21.

■ Named first-team 2021 All-America by the National Junior College Athletic Association (NJCAA), becoming TCC's first two-time All-American. He was honored as the 2021 Panhandle Conference Player of the Year, becoming Tallahassee's first repeat Player of the Year winner and just the confer-



### 3 El Ellis

Games With ...	Season	Career
Double-Figure scoring.....	12	12
5 or more rebounds .....	2	2
4 or more assists .....	0	0
A blocked shot .....	0	0
A steal .....	11	11
A three-pointer .....	18	18
20+ points .....	2	2

### 3 El Ellis Game-by-Game

Opponent	Date	GS	Min	FG	FGA	Pct	FG	FGA	Pct	FT	FTA	Pct	Off	Def	Tot	Avg	PF	FO	A	TO	Blk	Stl	Pts	Avg
SOUTHERN	11/09/21	17	2	9	.222	0	3	.000	2	3	.667	1	0	1	1.0	1	0	3	1	0	1	0	6	6.0
FURMAN	11/12/21	15	2	4	.500	0	2	.000	2	2	1.000	0	3	3	2.0	0	0	2	0	0	0	0	6	6.0
NAVY	11/15/21	18	0	1	.000	0	1	.000	0	0	.000	0	1	1	1.7	3	0	3	3	0	1	0	4	4.0
DETROIT	11/20/21	21	4	8	.500	0	1	.000	0	0	.000	0	1	1	1.5	3	0	1	1	0	0	8	5.0	
vs. Mississippi St.	11/25/21	14	1	6	.167	1	2	.500	2	4	.500	0	1	1	1.4	0	0	2	1	0	1	5	5.0	
vs. Maryland	11/27/21	9	1	5	.200	0	2	.000	0	0	.000	0	1	1	1.3	2	0	1	1	0	0	2	4.5	
at Michigan St.	12/01/21	18	8	12	.667	4	7	.571	2	2	1.000	0	1	1	1.3	3	0	0	3	0	1	22	7.0	
at NC State	12/04/21	19	3	5	.600	1	2	.500	4	4	1.000	0	2	2	1.4	2	0	1	2	0	0	11	7.5	
DEPAUL	12/10/21	18	1	4	.250	0	2	.000	0	0	.000	1	1	2	1.4	3	0	1	3	0	0	2	6.9	
SOUTHEASTERN LA	12/14/21	18	4	5	.800	2	3	.667	3	4	.750	0	2	2	1.5	2	0	0	2	0	1	13	7.5	
at Western Ky.	12/18/21	16	3	8	.375	3	4	.750	0	0	.000	0	1	1	1.5	2	0	3	1	0	0	9	7.6	
WAKE FOREST	12/29/21	11	0	1	.000	0	1	.000	0	3	.000	0	0	0	1.3	2	0	1	1	0	0	0	7.0	
at Georgia Tech	01/02/22	13	0	3	.000	0	2	.000	1	2	.500	0	2	2	1.4	1	0	2	1	0	0	1	6.5	
PITTSBURGH	01/05/22	19	6	10	.600	2	4	.500	4	6	.667	0	2	2	1.4	0	0	0	2	0	1	18	7.4	
at Florida St.	01/08/22	23	5	12	.417	2	6	.333	2	2	1.000	0	3	3	1.5	4	0	3	1	0	1	14	7.8	
NC STATE	01/12/22	* 16	1	6	.167	1	2	.500	0	0	.000	0	1	1	1.5	0	0	1	1	0	0	3	7.5	
at Pittsburgh	01/15/22	* 33	3	10	.300	1	5	.200	3	5	.600	0	1	1	1.5	3	0	2	1	0	1	10	7.6	
BOSTON COLLEGE	01/19/22	* 20	3	7	.429	1	11	.000	0	0	.000	0	6	6	1.7	3	0	2	2	0	0	7	7.6	
NOTRE DAME	01/22/22	16	2	3	.667	1	11	.000	0	0	.000	0	2	2	1.7	2	0	1	1	0	0	5	7.5	
at Virginia	01/24/22	19	0	1	.000	0	1	.000	1	2	.500	0	1	1	1.7	0	0	1	1	0	0	1	7.2	
DUKE	01/29/22	25	7	16	.438	3	6	.500	1	3	.333	0	1	1	1.7	1	0	2	0	0	0	18	7.7	
NORTH CAROLINA	02/01/22	33	8	21	.381	5	11	.455	4	4	1.000	0	2	2	1.7	1	0	2	1	0	1	25	8.5	
at Syracuse	02/05/22	22	4	11	.364	2	6	.333	0	0	.000	0	1	1	1.7	0	0	1	2	0	1	10	8.5	
at Notre Dame	02/09/22	* 33	5	13	.385	3	8	.375	0	0	.000	1	4	5	1.8	2	0	1	1	0	1	13	8.7	
MIAMI (FL)	02/16/22	* 33	8	15	.533	0	4	.000	1	1	1.000	0	3	3	1.8	2	0	1	3	0	0	17	9.0	
CLEMSON	02/19/22	* 31	3	7	.429	2	5	.400	3	4	.750	0	1	1	1.8	0	0	3	1	0	0	11	9.1	
at North Carolina	02/21/22	* 25	3	10	.300	1	5	.200	0	2	.000	2	2	4	1.9	1	0	3	2	0	0	7	9.0	
at Wake Forest	02/26/22	* 11	0	3	.000	0	1	.000	3	4	.750	0	1	1	1.9	0	0	0	0	0	0	3	8.8	
at Virginia Tech	03/01/22	* 31	3	9	.333	3	7	.429	0	0	.000	0	0	0	1.8	0	0	1	2	0	0	9	8.8	

### 3 El Ellis Statistics

Year	GP	GS	Min	Avg	FG	FGA	Pct	3FG	3FGA	Pct	FT	FTA	Pct	OReb	DReb	Reb	Avg	PF	FO	Ast	TO	Blk	Stl	Pts	Avg
<b>at Tallahassee CC</b>																									
2019-20	33	25	911	27.6	169	353	.479	52	129	.403	82	97	.845	15	113	128	3.9	42	0	148	81	1	37	472	14.3
2020-21	22	21	667	30.3	125	272	.460	55	132	.417	85	112	.759	11	64	75	3.4	34	0	94	72	4	19	390	17.7
<b>at Louisville</b>																									
2021-22	29	9	597	20.6	90	225	.400	38	105	.362	38	57	.667	5	47	52	1.8	43	0	44	41	0	11	256	8.8
Total	84	55	2175	25.9	384	850	.452	145	366	.396	205	266	.771	31	224	255	3.0	119	0	286	194	5	67	1118	13.3

ence's third overall since 1997. He also earned first-team All-Panhandle Conference status and was featured on the FCSAA All-State team.

■ Scored a season-high 34 points vs. St. Petersburg on Jan. 30, 2021 and scored 20 or more in 10 games as a sophomore.

■ Made multiple three-pointers in 15 games for Tallahassee, which ranked 14th in the nation in the final NJCAA Division I poll.

■ Ranked as the top junior college prospect in the nation in the 247Sports.com composite rankings.

■ Honored as the 2021 Panhandle Conference Player of the Year, becoming Tallahassee's first repeat Player of the Year winner and just the conference's third overall since 1997. He also earned first-team All-Panhandle Conference status and was featured on the FCSAA All-State team.

■ After leading his team to a 27-6 record in 2019-20, Ellis earned NJCAA second-team All-America honors and became Tallahassee's first All-American since 2001.

■ Named the 2020 Panhandle Conference Player of the Year, just the fourth freshman since 1997 to attain that honor.

■ His father Elbert Ellis, Jr. was a football and track athlete at the University of Pittsburgh before playing with the Carolina Panthers and Green Bay Packers.

■ In a July charity softball game, he led his team to victory with a 4-for-4 outing at the plate with a triple and home run, and played well defensively at shortstop.

■ Born Dec. 18, 1999. Major is sport administration.

### Most Points Scored in less than 20 minutes by a Louisville Player since 2010

Name	Pts.	Opponent, Date
1. El Ellis .....	22	Michigan St, 12/1/21
2. Wayne Blackshear .....	20	Cornell, 11/15/13
3. Jordan Nwora .....	20	Southern, 11/13/18
4. Wayne Blackshear .....	19	Rutgers, 2/6/13
5. El Ellis .....	18	Pittsburgh, 1/5/22

### 3 El Ellis Season/Career Highs

Points.....	25 vs. North Carolina (2/1)
Reb.....	6 vs. Boston College (1/19)
Asst.....	3 (six times) latest at North Carolina (2/21)
Blocks.....	none
Steals.....	1 (11 times) latest at Notre Dame (2/9)
FGM.....	8 (three times) latest vs. Miami (2/16)
FGA.....	21 vs. North Carolina (2/1)
3FGM.....	5 vs. North Carolina (2/1)
3FGA.....	11 vs. North Carolina (2/1)
FT.....	4 (three times) vs. North Carolina (2/1)
FTA.....	6 vs. Pittsburgh (1/5)

## 4 Roosevelt Wheeler

F/C 6-10 245 Fr. - HS Richmond, Va. (John Marshall HS)

■ Has been a backup at center for multiple games, averaging nearly seven minutes a game on the court in his 20 appearances. He has scored in 10 games and has multiple rebounds in five contests.

■ Suffered a concussion against Duke and missed the next two games. He returned to play at Notre Dame on Feb. 9.

■ Scored a career-best eight points vs. WKU (4-of-4 FGs) and had six points against Southeastern Louisiana.

■ Delighted Louisville fans in his debut against Navy with three points and three rebounds in nine minutes for his first court time this year. He scored four points against Maryland.

■ Averaged 15.8 points, 11.9 rebounds and 4.3 blocked shots as a junior in 2019-20 as one of five John Marshall High School players who averaged double figures in scoring. He helped his team achieve a 23-2 record and the 2020 Virginia 2A state championship, John Marshall's second state title in his three years



### 4 Roosevelt Wheeler

Games With ...	Season	Career
Double-Figure scoring.....	0	0
5 or more rebounds .....	2	2
4 or more assists .....	0	0
A blocked shot .....	4	4
A steal .....	4	4
A three-pointer .....	0	0
20+ points .....	0	0

### 4 Roosevelt Wheeler Game-by-Game

Opponent	Date	GS	Min	FG	FGA	Pct	3FG	3FGA	Pct	FT	FTA	Pct	Reb	PF	FO	A	TO	Blk	Stl	Pts	Avg
SOUTHERN	11/09/21	DNP																			
FURMAN	11/12/21	DNP																			
NAVY	11/15/21	9	1	2	.500	0	0	.000	1	2	.500	1	2	3.0	0	0	0	0	2	3	3.0
DETROIT	11/20/21	1	0	0	.000	0	0	.000	0	0	.000	0	0	1.5	1	0	0	0	0	0	1.5
vs. Mississippi St.	11/25/21	9	0	0	.000	0	0	.000	4	4	1.000	1	2	2.0	3	0	0	0	1	4	2.3
vs. Maryland	11/27/21	8	2	21	.000	0	0	.000	0	0	.000	0	1	1.8	1	0	0	1	0	4	2.8
at Michigan St.	12/01/21	8	0	1	.000	0	0	.000	0	0	.000	1	0	1.6	3	0	0	0	1	0	2.2
at NC State	12/04/21	2	0	0	.000	0	0	.000	0	0	.000	0	0	1.3	0	0	0	0	0	0	1.8
DEPAUL	12/10/21	8	0	2	.000	0	0	.000	0	0	.000	3	2	5	1.9	0	0	0	1	0	1.6
SOUTHEASTERN LA	12/14/21	6	2	21	.000	0	0	.000	2	2	1.000	0	1	1.8	2	0	0	0	0	6	2.1
at Western Ky.	12/18/21	20	4	41	.000	0	0	.000	0	0	.000	1	2	3	1.9	0	0	1	1	0	2.8
WAKE FOREST	12/29/21	6	0	0	.000	0	0	.000	0	0	.000	0	3	3	2.0	0	0	0	0	0	2.5
at Georgia Tech	01/02/22	DNP																			
PITTSBURGH	01/05/22	3	0	0	.000	0	0	.000	1	2	.500	1	1	2.0	0	0	0	0	0	1	2.4
at Florida St.	01/08/22	DNP																			
NC STATE	01/12/22	2	0	0	.000	0	0	.000	0	0	.000	0	1	1.9	0	0	0	0	0	0	2.2
at Pittsburgh	01/15/22	6	0	0	.000	0	0	.000	0	0	.000	0	0	1.8	1	0	0	0	1	0	2.0
BOSTON COLLEGE	01/19/22	DNP																			
NOTRE DAME	01/22/22	DNP																			
at Virginia	01/24/22	8	1	11	.000	0	0	.000	0	0	.000	1	1	2	1.8	1	0	0	0	2	2.0
DUKE	01/29/22	4	0	0	.000	0	0	.000	0	0	.000	0	1	1.7	2	0	0	0	0	0	1.9
NORTH CAROLINA	02/01/22	DNP																			
at Syracuse	02/05/22	DNP																			
at Notre Dame	02/09/22	13	1	3	.333	0	0	.000	0	0	.000	1	5	6	2.0	3	0	0	0	2	1.9
MIAMI (FL)	02/16/22	9	0	1	.000	0	0	.000	1	2	.500	1	0	1	1.9	1	0	1	1	0	1.8
CLEMSON	02/19/22	DNP																			
at North Carolina	02/21/22	1	0	0	.000	0	0	.000	0	0	.000	0	0	1.8	1	0	0	0	0	0	1.7
at Wake Forest	02/26/22	9	1	11	.000	0	0	.000	0	0	.000	0	2	2	1.8	2	0	0	1	0	1.7
at Virginia Tech	03/01/22	4	0	0	.000	0	0	.000	0	0	.000	0	1	1	1.8	0	0	0	0	0	1.7

### 4 Roosevelt Wheeler Statistics

Year	GP	GS	Min	Avg	FG	FGA	Pct	3FG	3FGA	Pct	FT	FTA	Pct	OReb	DReb	Reb	Avg	PF	FO	Ast	TO	Blk	Stl	Pts	Avg
2021-22	20	0	136	6.8	12	19	.632	0	0	.000	9	12	.750	11	25	36	1.8	21	0	2	4	4	5	33	1.7
TOTAL	20	0	136	6.8	12	19	.632	0	0	.000	9	12	.750	11	25	36	1.8	21	0	2	4	4	5	33	1.7

there.

■ Wheeler did not have a senior season due to injury and Richmond (Va.) Public Schools canceled winter sports due to the pandemic and he was recovering from an Achilles injury.

■ A first-team all-state and all-region selection in 2019-20, Wheeler ranked No. 43 nationally by Rivals.com, 69th in the 247Sports.com composite rankings and No. 82 in the ESPN 100.

■ Known as "Big Rose," Wheeler grew up in Atlanta before moving to Hampton, Va. in August of 2016. He moved to Richmond in 2017 and as a freshman, came off the bench to help John Marshall win the Virginia state 3A championship.

■ In Wheeler's sophomore year, John Marshall fell in overtime in the semifinals of the 3A state championship during its 21-5 season before the school moved to Class 2A for the 2019-20 season.

■ Born Jan. 15, 2003. Major is art.

### 4 Roosevelt Wheeler Season/Career Highs

Points..... 8 at Western Kentucky (12/18)  
 Reb. .... 6 at Notre Dame (2/9)  
 Asst. .... 1 at Western Kentucky (12/18), vs. Miami (2/16)  
 Blocks .... 1 (four times) latest at Pittsburgh (1/15)  
 Steals .... 2 vs. Navy (11/15)  
 FGM ..... 4 at Western Kentucky (12/18)  
 FGA ..... 4 at Western Kentucky (12/18)  
 3FGM ..... none  
 3FGA ..... none  
 FT ..... 4 vs. Mississippi St. (11/25)  
 FTA ..... 4 vs. Mississippi St. (11/25)

## 5 Malik Williams

**F/C 6-11 245 5th Yr. Sr. - 4L Ft. Wayne, Ind. (Snider HS)**

- First three-year team captain in UofL history
- Sixth in the ACC in rebounding (7.7 rpg) and 35th in the nation in defensive rebounding (6.0 per game).

- Has scored in double figures in 14 games this season, including six of his last nine contests.

- In his first start since Jan. 29, he had his best outing in five games vs.

Clemson with 12 points, five rebounds and two steals. He followed with 10 points, six rebounds and two steals at North Carolina.

- Leads the Cardinals in road or neutral site games, averaging 9.2 points and 7.8 rebounds per game in his 11 such games.

- Has grabbed at least eight rebounds in 13 of his 24 games, and double digits boards in nine games.


- Has made 35.4 percent of his three-pointers in ACC games (17-of-48).

- Sat out UofL's first two games of February against North Carolina and Syracuse with a team suspension, but returned to practice with the team on Feb. 7 and played six minutes at Notre Dame. He did not play against Miami on Feb. 16 or at Virginia Tech on March 1.

- Registered his 11th career double-double and sixth this season (third in the ACC) with 10 points and 12 rebounds vs. Duke.

- Scored his 800th career point at Virginia, totaling 10 points and eight rebounds in the game. He grabbed his 600th career rebound at Pitt.

- Produced his 10th career double-double and fifth this season at Pittsburgh with 12 points, a career-high matching 13 rebounds, two assists and a steal.



### 5 Malik Williams

Games With ...	Season	Career
Double-Figure scoring....	14	37
5 or more rebounds .....	20	67
4 or more assists .....	1	1
A blocked shot .....	10	57
A steal .....	18	48
A three-pointer .....	14	51
20+ points.....	2	2

### 5 Malik Williams Game-by-Game

5 Malik Williams Game-by-Game						3-Point			Rebounds															
Opponent	Date	GS	Min	FG	FGA	Pct	FG	FGA	Pct	FT	FTA	Pct	Off	Def	Tot	Avg	PF	FO	A	TO	Blk	Stl	Pts	Avg
SOUTHERN	11/09/21		24	2	4	.500	0	1	.000	2	4	.500	3	10	13	13.0	2	0	0	2	1	1	6	6.0
FURMAN	11/12/21	*	33	1	8	.125	0	3	.000	1	2	.500	2	8	10	11.5	2	0	2	1	2	2	3	4.5
NAVY	11/15/21	*	24	3	5	.600	1	3	.333	0	0	.000	0	5	5	9.3	2	0	5	3	2	1	7	5.3
DETROIT	11/20/21	*	28	3	4	.750	1	11	.000	4	6	.667	2	7	9	9.3	1	0	3	3	0	2	11	6.8
vs. Mississippi St.	11/25/21	*	23	4	8	.500	0	2	.000	0	1	.000	2	8	10	9.4	3	0	0	3	0	0	8	7.0
vs. Maryland	11/27/21	*	30	3	10	.300	1	5	.200	6	1	.000	3	9	12	9.8	2	0	1	3	1	4	13	8.0
at Michigan St.	12/01/21	*	28	4	8	.500	0	3	.000	2	4	.500	2	6	8	9.6	1	0	0	2	1	2	10	8.3
at NC State	12/04/21	*	27	6	8	.750	2	3	.667	0	0	.000	2	10	12	9.9	2	0	2	0	0	1	14	9.0
DEPAUL	12/10/21	*	29	10	15	.667	2	5	.400	0	0	.000	3	5	8	9.7	3	0	0	1	0	3	22	10.4
SOUTHEASTERN LA	12/14/21	*	17	6	10	.600	0	1	.000	3	3	1.000	3	7	10	9.7	0	0	0	0	0	2	15	10.9
at Western Ky.	12/18/21		DNP																					
WAKE FOREST	12/29/21	*	28	3	8	.375	2	4	.500	3	4	.750	2	4	6	9.4	2	0	1	0	3	0	11	10.9
at Georgia Tech	01/02/22	*	32	9	12	.750	0	1	.000	2	5	.400	2	8	10	9.4	2	0	1	2	1	1	20	11.7
PITTSBURGH	01/05/22	*	19	0	2	.000	0	0	.000	4	6	.667	2	2	4	9.1	6	2	1	4	0	1	4	11.1
at Florida St.	01/08/22	*	26	2	6	.333	0	2	.000	0	0	.000	1	6	7	8.9	1	0	1	0	0	0	4	10.6
NC STATE	01/12/22	*	13	1	5	.200	1	3	.333	1	2	.500	0	3	3	8.5	1	0	1	1	0	1	4	10.1
at Pittsburgh	01/15/22	*	27	4	11	.364	2	5	.400	2	2	1.000	2	11	13	8.8	4	0	2	2	0	1	12	10.3
BOSTON COLLEGE	01/19/22	*	22	2	5	.400	1	3	.333	0	0	.000	0	8	8	8.8	4	0	0	0	1	0	5	9.9
NOTRE DAME	01/22/22	*	21	4	10	.400	3	6	.500	0	0	.000	1	5	6	8.6	1	0	0	1	0	2	11	10.0
at Virginia	01/24/22	*	25	4	9	.444	2	4	.500	0	0	.000	2	4	6	8.5	2	0	1	1	1	1	10	10.0
DUKE	01/29/22	*	31	4	9	.444	1	3	.333	1	2	.500	3	9	12	8.7	0	0	1	2	1	1	10	10.0
NORTH CAROLINA	02/01/22		DNP																					
at Syracuse	02/05/22		DNP																					
at Notre Dame	02/09/22		6	0	2	.000	0	2	.000	0	0	.000	0	1	1	8.3	0	0	0	0	0	0	0	9.5
MIAMI (FL)	02/16/22		DNP																					
CLEMSON	02/19/22	*	29	3	7	.429	1	4	.250	5	7	.714	2	3	5	8.1	1	0	1	2	0	2	12	9.6
at North Carolina	02/21/22	*	28	4	11	.364	2	7	.286	0	0	.000	2	4	6	8.0	2	0	0	1	0	2	10	9.7
at Wake Forest	02/26/22	*	3	0	1	.000	0	1	.000	0	0	.000	0	0	0	7.7	0	0	0	0	0	0	0	9.3
at Virginia Tech	03/01/22		DNP																					

### 5 Malik Williams Statistics

Year	GP	GS	Min	Avg	FG	FGA	Pct	3FG	3FGA	Pct	FT	FTA	Pct	OReb	DReb	Reb	Avg	PF	FO	Ast	TO	Blk	Stl	Pts	Avg
2017-18	32	12	338	10.6	46	110	.418	20	62	.323	11	16	.688	23	54	77	2.4	30	0	5	11	13	12	123	3.8
2018-19	34	20	618	18.2	86	205	.420	28	88	.318	61	87	.701	63	145	208	6.1	84	1	9	31	41	9	261	7.7
2019-20	26	3	486	18.7	76	153	.497	9	31	.290	59	91	.648	60	99	159	6.1	46	1	9	17	16	12	220	8.5
2020-21	3	2	62	20.7	6	20	.300	2	7	.286	1	4	.250	6	12	18	6.0	3	0	3	4	0	2	15	5.0
2021-22	24	22	573	23.9	82	178	.461	22	72	.306	36	54	.667	41	144	185	7.7	44	2	23	34	14	30	222	9.3
TOTAL	119	59	2077	17.5	296	666	.444	81	260	.312	168	252	.667	193	454	647	5.4	207	4	49	97	84	65	841	7.1

- Preseason All-ACC second team selection.
- Missed the Cardinals' game at Western Kentucky with an illness.

- Had a double-double performance with 20 points and 10 rebounds at Georgia Tech.

- Double-double with 15 points, 10 rebounds and two steals against Southeastern Louisiana.

- Totaled a career-high 22 points with eight rebounds against DePaul.

- Had his seventh career double-double with 14 points and 12 rebounds at NC State.

- Named MVP of the 2021 Baha Mar Hoops Bahamas Championship. He had 13 points, 12 rebounds, and a career-high four steals vs. Maryland in the title game of the event, his sixth career double-double.

- His 84 career blocks is fifth among active ACC players.

- Last season, he reinjured his right foot in the second half at Duke and was sidelined for 4-6 weeks. He played in just three games during the 2020-21 season. He had missed UofL's first 15 games after having surgery Nov. 11 to repair a broken bone in his right foot.

- The runner-up in the 2019-20 ACC Sixth Man of the Year voting, Williams scored in double figures on 10 occasions as a junior and 23 times for his career.

- Started the last 20 games of 2018-19. He averaged 9.8 pts. and 8.4 reb. in his last five games.

- Born Aug. 26, 1998 ... Major is communication.

### 5 Malik Williams Season Highs

Points..... 22 vs. DePaul (12/10)  
 Reb. .... 13 vs. Southern (11/9), at Pittsburgh (1/15)  
 Asst..... 5 vs. Navy (11/15)  
 Blocks .... 3 vs. Wake Forest (12/29)  
 Steals ..... 4 vs. Maryland (11/27)  
 FGM ..... 10 vs. DePaul (12/10)  
 FGA ..... 15 vs. DePaul (12/10)  
 3FGM ..... 3 vs. Notre Dame (1/22)  
 3FGA ..... 7 at North Carolina (2/21)  
 FT ..... 6 vs. Maryland (11/27)  
 FTA ..... 7 vs. Clemson (2/19)

### 5 Malik Williams Career Highs

Points..... 22 vs. DePaul (12/10/21)  
 Reb. .... 13 (seven times) latest at Pittsburgh (1/15/22)  
 Asst..... 5 vs. Navy (11/15/21)  
 Blocks .... 4 vs. Seton Hall (12/1/18)  
 Steals ..... 4 vs. Maryland (11/27/21)  
 FGM ..... 10 vs. DePaul (12/10/21)  
 FGA ..... 15 vs. DePaul (12/10/21)  
 3FGM ..... 4 vs. Pittsburgh (2/11/18)  
 3FGA ..... 7 at North Carolina (2/21/22)  
 FT ..... 7 (three times) latest vs. Virginia (2/8/20)  
 FTA ..... 12 vs. Georgia Tech (1/22/20)

## 10 Samuel Williamson

**G/F 6-7 205 Jr. - 2L Rockwall, Texas (Rockwall HS)**

■ Double-figure scorer in six games this season (17 career). He has started six games. He did not play in two recent games (coach's decision), but has played in the last four, contributing an average of 5.5 points and 2.8 rebounds in the last four games.

■ Scored 10 points at Syracuse, his first game in double figures since Florida State on Jan. 8. Before that, he had a collective 19 points and 10 rebounds in his previous six games combined.

■ Fifth in rebounding (3.8 rpg) for the Cardinals.

■ Had 13 points and seven rebounds at Florida State,

■ His 12 points and eight rebounds against Wake Forest in his first start of the season surpassed his scoring total of nine points over the previous five games.

■ Produced his fourth career double-double in the opening game vs. Southern with 14 points and 14 rebounds.

■ Starting forward in 15 games last year, averaging 10.7



### 10 Samuel Williamson

Games With ...	Season	Career
Double-Figure scoring .....	6	17
5 or more rebounds .....	8	27
4 or more assists .....	1	3
A blocked shot .....	4	11
A steal .....	9	23
A three-pointer .....	2	18
20+ points .....	0	1

### 10 Samuel Williamson Game-by-Game

10 Samuel Williamson Game-by-Game						3-Point			Rebounds															
Opponent	Date	GS	Min	FG	FGA	Pct	FG	FGA	Pct	FT	FTA	Pct	Off	Def	Tot	Avg	PF	FO	A	TO	Blk	Stl	Pts	Avg
SOUTHERN	11/09/21	27	6	12	.500	1	2	.500	1	3	.333	4	10	14	14.0	1	0	1	1	0	0	14	14.0	
FURMAN	11/12/21	17	1	6	.167	0	1	.000	0	0	.000	0	0	0	0	7.0	2	0	0	0	0	0	2	8.0
NAVY	11/15/21	23	6	10	.600	0	1	.000	1	2	.500	1	3	4	6.0	2	0	1	2	1	1	13	9.7	
DETROIT	11/20/21	21	2	8	.250	0	0	.000	0	0	.000	2	6	8	6.5	0	0	1	4	0	1	4	8.3	
vs. Mississippi St.	11/25/21	26	7	12	.583	0	0	.000	1	4	.250	2	4	6	6.4	1	0	0	1	0	0	15	9.6	
vs. Maryland	11/27/21	16	2	4	.500	0	0	.000	0	0	.000	1	4	5	6.2	4	0	1	2	1	0	4	8.7	
at Michigan St.	12/01/21	6	0	1	.000	0	0	.000	0	0	.000	0	2	2	5.6	3	0	1	4	0	0	0	7.4	
at NC State	12/04/21	4	0	0	.000	0	0	.000	0	2	.000	1	1	2	5.1	0	0	0	1	0	0	0	6.5	
DEPAUL	12/10/21	10	0	3	.000	0	0	.000	0	0	.000	0	3	3	4.9	0	0	0	0	0	1	0	5.8	
SOUTHEASTERN LA	12/14/21	19	2	6	.333	0	0	.000	3	4	.750	0	3	3	4.7	4	0	0	1	0	2	7	5.9	
at Western Ky.	12/18/21	13	1	4	.250	0	0	.000	0	0	.000	2	2	4	4.6	1	0	1	1	0	0	2	5.5	
WAKE FOREST	12/29/21	* 29	3	4	.750	0	0	.000	6	7	.857	2	6	8	4.9	1	0	0	1	0	0	12	6.1	
at Georgia Tech	01/02/22	* 27	1	6	.167	0	1	.000	1	2	.500	0	4	4	4.8	0	0	4	1	0	0	3	5.8	
PITTSBURGH	01/05/22	* 21	4	9	.444	0	1	.000	1	2	.500	1	4	5	4.9	2	0	2	0	1	0	9	6.1	
at Florida St.	01/08/22	* 23	5	9	.556	0	1	.000	3	7	.429	4	3	7	5.0	1	0	0	2	0	0	13	6.5	
NC STATE	01/12/22	* 11	0	4	.000	0	1	.000	0	0	.000	1	2	3	4.9	0	0	1	1	0	0	0	6.1	
at Pittsburgh	01/15/22	* 15	1	4	.250	1	3	.333	0	0	.000	0	1	1	4.6	0	0	2	1	0	1	3	5.9	
BOSTON COLLEGE	01/19/22	17	2	5	.400	0	0	.000	3	4	.750	0	4	4	4.6	1	0	0	1	0	2	7	6.0	
NOTRE DAME	01/22/22	14	3	4	.750	0	0	.000	0	0	.000	1	1	2	4.5	2	0	0	0	0	1	6	6.0	
at Virginia	01/24/22	14	0	1	.000	0	0	.000	0	0	.000	0	0	0	4.3	1	0	1	0	0	0	0	5.7	
DUKE	01/29/22	13	0	0	.000	0	0	.000	3	4	.750	0	3	3	4.2	0	0	0	1	0	0	3	5.6	
NORTH CAROLINA	02/01/22	11	0	3	.000	0	0	.000	2	2	1.000	0	1	1	4.0	0	0	2	0	0	0	2	5.4	
at Syracuse	02/05/22	15	5	9	.556	0	1	.000	0	0	.000	1	1	2	4.0	1	0	3	2	0	0	10	5.6	
at Notre Dame	02/09/22	DNP																						
MIAMI (FL)	02/16/22	DNP																						
CLEMSON	02/19/22	14	2	4	.500	0	0	.000	0	0	.000	0	2	2	3.9	1	0	1	1	0	1	4	5.5	
at North Carolina	02/21/22	16	3	5	.600	0	0	.000	1	2	.500	2	1	3	3.8	0	0	0	0	1	1	7	5.6	
at Wake Forest	02/26/22	22	3	4	.750	0	1	.000	1	2	.500	2	3	5	3.9	2	0	0	2	0	0	7	5.7	
at Virginia Tech	03/01/22	10	2	21	.000	0	0	.000	0	0	.000	0	1	1	3.8	0	0	1	0	0	0	4	5.6	

### 10 Samuel Williamson Statistics

Year	GP	GS	Min	Avg	FG	FGA	Pct	3FG	3FGA	Pct	FT	FTA	Pct	OReb	DReb	Reb	Avg	PF	FO	Ast	TO	Blk	Stl	Pts	Avg
2019-20	31	1	480	15.5	54	115	.470	9	27	.333	20	29	.690	27	50	77	2.5	49	0	18	35	5	10	137	4.4
2020-21	18	15	516	28.7	70	146	.479	9	36	.250	24	34	.706	37	108	145	8.1	42	1	22	31	2	5	173	9.6
2021-22	27	6	454	16.8	61	138	.442	2	13	.154	27	47	.574	27	75	102	3.8	30	0	23	30	4	11	151	5.6
TOTAL	76	22	1450	19.1	185	399	.464	20	76	.263	71	110	.645	91	233	324	4.3	121	1	63	96	11	26	461	6.1

points and 10.9 rebounds over the last seven games.

■ Honored on the 2021 All-ACC Academic team, his second straight year to earn the recognition.

■ Grabbed double-digit boards in seven games as a sophomore, including five of the last seven. He led the Cardinals in rebounding (8.1 rpg) and ranked third in the ACC. He pulled down six or more rebounds in 14 of his 18 games in 2020-21. His 8.9 rebounding average in ACC games was second in the league.

■ Totaled career highs of 20 points and 18 rebounds against Georgia Tech on Feb. 1, his third double-double and sixth double-figure scoring effort of the season.

■ Born Sept. 7, 2000 ... Major is business management.

### 10 Samuel Williamson Season Highs

Points..... 15 vs. Mississippi St. (11/25)  
 Reb..... 14 vs. Southern (11/9)  
 Asst..... 4 at Georgia Tech (1/2)  
 Blocks..... 1 (four times) latest at North Carolina (2/21)  
 Steals..... 2 vs. Southeastern La. (12/14),  
                   vs. Boston College (1/19)  
 FGM..... 7 vs. Mississippi St. (11/25)  
 FGA..... 12 vs. Southern (11/9), vs. Mississippi St. (11/25)  
 3FGM..... 1 vs. Southern (11/9), at Pittsburgh (1/15)  
 3FGA..... 3 at Pittsburgh (1/15)  
 FT..... 6 vs. Wake Forest (12/29)  
 FTA..... 7 vs. Wake Forest (12/29), at Florida St. (1/8)

### 10 Samuel Williamson Career Highs

Points..... 20 vs. Georgia Tech (2/1/21)  
 Reb..... 18 vs. Georgia Tech (2/1/21)  
 Asst..... 5 vs. Evansville (11/25/20)  
 Blocks..... 2 at Pittsburgh (12/22/20)  
 Steals..... 2 (three times) latest vs. Boston College (1/19/22)  
 FGM..... 8 vs. Evansville (11/25/20)  
                   vs. Georgia Tech (2/1/21)  
 FGA..... 14 vs. North Carolina (2/20/21)  
 3FGM..... 3 vs. Wake Forest (1/13/21)  
 3FGA..... 4 (five times) latest vs. Duke (3/10/21)  
 FT..... 6 vs. Wake Forest (12/29/21)  
 FTA..... 7 (three times) latest at Florida St. (1/8/22)

# 11 Mason Faulkner

**G 6-1 185 Gr. - Tr. Glasgow, Ky. (Western Carolina University)**

■ He is second on the team in assists (72 assists, 2.6 per game; Jarrod West has 87) and his assist-turnover ratio for ACC games only is 2.58 (49 assists, 19 turnovers in ACC games).

■ Has scored eight or more points in seven of his last 19 games, including nine points and three assists at Syracuse. He has started six games.

■ Handed out his 500th career assist at Syracuse.

■ Matched his season high of seven assists against Boston College in his first starting assignment, adding eight points and three rebounds.

■ Missed UofL's game at Georgia Tech due to COVID protocols.

■ Totaled 11 points and five assists without a turnover against Wake Forest. He has 63 career collegiate games in double figures.

■ Against Wake Forest, he scored his 1,400th career point at Western Kentucky, Western Carolina and Louisville.



## 11 Mason Faulkner

Games With ...	Season	Career
Double-Figure scoring.....	4	63
5 or more rebounds.....	1	47
4 or more assists.....	9	72
A blocked shot.....	1	6
A steal.....	11	86
A three-pointer.....	14	91
20+ points.....	0	23

*Above career figures include NKU & WCU*

## 11 Mason Faulkner Game-by-Game

11 Mason Faulkner Game-by-Game						3-Point				Rebounds														
Opponent	Date	GS	Min	FG	FGA	Pct	FG	FGA	Pct	FT	FTA	Pct	Off	Def	Tot	Avg	PF	FO	A	TO	Blk	Stl	Pts	Avg
SOUTHERN	11/09/21	10	1	2	.500	0	0	.000	0	0	0	.000	0	0	0	0.0	1	0	1	2	0	0	2	2.0
FURMAN	11/12/21	22	0	2	.000	0	1	.000	6	7	.857	1	4	5	2.5	1	0	7	0	0	2	6	4.0	
NAVY	11/15/21	22	2	4	.500	2	4	.500	2	4	.500	0	1	1	2.0	2	0	5	2	0	0	8	5.3	
DETROIT	11/20/21	6	0	0	.000	0	0	.000	0	0	0	.000	0	0	0	1.5	0	0	1	0	0	0	4.0	
vs. Mississippi St.	11/25/21	13	2	21	.000	2	21	.000	1	2	.500	1	2	3	1.8	3	0	1	0	0	1	7	4.6	
vs. Maryland	11/27/21	9	0	1	.000	0	1	.000	0	0	.000	0	0	0	1.5	0	0	0	2	0	1	0	3.8	
at Michigan St.	12/01/21	8	0	1	.000	0	1	.000	0	0	.000	0	0	0	1.3	1	0	1	1	0	0	0	3.3	
at NC State	12/04/21	10	1	4	.250	0	3	.000	0	0	.000	0	1	1	1.3	2	0	2	1	0	1	2	3.1	
DEPAUL	12/10/21	9	1	4	.250	1	2	.500	0	0	.000	0	1	1	1.2	1	0	1	1	0	0	3	3.1	
SOUTHEASTERN LA	12/14/21	22	5	8	.625	2	4	.500	0	0	.000	0	3	3	1.4	3	0	3	1	0	0	12	4.0	
at Western Ky.	12/18/21	27	3	8	.375	2	6	.333	4	4	1.000	0	0	0	1.3	4	0	3	1	0	0	12	4.7	
WAKE FOREST	12/29/21	24	3	10	.300	1	3	.333	4	6	.667	1	3	4	1.5	2	0	5	0	0	0	11	5.3	
at Georgia Tech	01/02/22	DNP																						
PITTSBURGH	01/05/22	20	1	11	.000	1	11	.000	0	0	.000	0	0	0	1.4	1	0	4	0	0	0	3	5.1	
at Florida St.	01/08/22	27	2	4	.500	1	3	.333	7	8	.875	1	2	3	1.5	3	0	3	2	0	1	12	5.6	
NC STATE	01/12/22	28	1	3	.333	1	11	.000	1	2	.500	0	0	0	1.4	1	0	4	2	0	0	4	5.5	
at Pittsburgh	01/15/22	17	0	3	.000	0	2	.000	0	0	.000	0	3	3	1.5	1	0	1	3	0	0	0	5.1	
BOSTON COLLEGE	01/19/22	* 29	2	6	.333	1	3	.333	3	4	.750	0	3	3	1.6	0	0	7	1	0	0	8	5.3	
NOTRE DAME	01/22/22	* 28	4	8	.500	1	4	.250	0	0	.000	0	2	2	1.6	1	0	5	1	0	1	9	5.5	
at Virginia	01/24/22	* 26	1	4	.250	1	2	.500	0	0	.000	0	1	1	1.6	2	0	2	1	0	1	3	5.4	
DUKE	01/29/22	* 17	0	4	.000	0	2	.000	0	0	.000	0	1	1	1.6	2	0	4	0	0	0	0	5.1	
NORTH CAROLINA	02/01/22	* 13	1	2	.500	1	11	.000	2	2	1.000	0	3	3	1.6	0	0	4	2	0	0	5	5.1	
at Syracuse	02/05/22	* 25	3	8	.375	3	6	.500	0	0	.000	0	0	0	1.5	2	0	3	2	1	0	9	5.3	
at Notre Dame	02/09/22	15	1	3	.333	0	2	.000	1	1	1.000	1	2	3	1.6	1	0	1	0	0	0	3	5.2	
MIAMI (FL)	02/16/22	5	0	0	.000	0	0	.000	0	0	.000	0	1	1	1.6	0	0	0	0	0	0	0	5.0	
CLEMSON	02/19/22	10	1	3	.333	0	1	.000	0	0	.000	1	0	1	1.6	0	0	0	0	0	1	2	4.8	
at North Carolina	02/21/22	14	2	3	.667	0	1	.000	1	1	1.000	0	0	0	1.5	1	0	0	3	0	1	5	4.8	
at Wake Forest	02/26/22	21	2	4	.500	0	2	.000	1	2	.500	1	0	1	1.5	2	0	3	0	0	1	5	4.9	
at Virginia Tech	03/01/22	18	0	4	.000	0	2	.000	0	0	.000	0	2	2	1.5	1	0	1	1	0	1	0	4.7	

## 11 Mason Faulkner Statistics

Year	GP	GS	Min	Avg	FG	FGA	Pct	3FG	3FGA	Pct	FT	FTA	Pct	OReb	DReb	Reb	Avg	PF	FO	Ast	TO	Blk	Stl	Pts	Avg
<i>at Northern Kentucky</i>																									
2016-17	33	1	603	18.3	79	196	.403	24	97	.247	61	80	.763	13	67	80	2.4	67	2	68	44	2	27	243	7.4
2017-18	32	0	548	17.1	58	141	.411	32	90	.356	30	34	.882	7	52	59	1.8	55	1	73	44	0	24	178	5.6
<i>at Western Carolina</i>																									
2019-20	31	30	1037	33.5	163	405	.402	62	198	.313	162	207	.783	24	161	185	6.0	71	2	188	103	3	37	550	17.7
2020-21	22	19	752	34.2	120	264	.455	33	93	.355	99	130	.762	22	99	121	5.5	64	3	106	76	1	27	372	16.9
<i>at Louisville</i>																									
2021-22	28	6	495	17.7	39	106	.368	20	60	.333	33	43	.767	7	35	42	1.5	38	0	72	29	1	12	131	4.7
Total	146	56	3435	23.5	459	1112	.413	171	538	.318	385	494	.779	73	414	487	3.3	295	8	507	296	7	127	1474	10.1

■ Handed out his 450th career assist vs. Mississippi State, adding seven points and three rebounds in the game.

■ Graduate transfer guard led Western Carolina with 16.9 points and 4.8 assists per game as a redshirt senior in 2020-21 when he led the SoCon in assists and ranked ninth in scoring.

■ Two-time All-Southern Conference and NABC All-District selection

■ Has scored 1,469 career points in his four collegiate seasons and handed out 504 assists, scoring in double digits on 63 occasions while reaching 20 or more points in 23 games.

■ As a junior in 2019-20, Faulkner averaged 17.7 points, 6.0 rebounds and ranked 19th in NCAA Division I in assists at 6.0 per game.

■ His twin sister Madison was a first team NAIA and WCBA All-American in basketball as a senior at Campbellsville (Ky.) University and the NCCAA Player of the Year, scoring 1,494 career points.

■ His cousin Tick Rogers played for the Cardinals (1992-96) and is fifth in career steals at UofL with 220.

■ Born June 11, 1998. Working on a master's degree in criminal justice.

## 11 Mason Faulkner

### Season/Career Highs at Louisville

Points..... 12 (three times) latest at Florida St. (1/8)  
 Reb. .... 5 vs. Furman (11/12)  
 Asst. .... 7 vs. Furman (11/12), vs. Boston College (1/19)  
 Blocks .... 1 at Syracuse (2/5)  
 Steals .... 2 vs. Furman (11/12)  
 FGM ..... 5 vs. Southeastern La. (12/14)  
 FGA ..... 10 vs. Wake Forest (12/29)  
 3FGM ..... 3 at Syracuse (2/5)  
 3FGA ..... 6 at Western Kentucky (12/18), at Syracuse (2/5)  
 FT ..... 7 at Florida St. (1/8)  
 FTA ..... 8 at Florida St. (1/8)

12 JJ Traynor

F 6-8 200 So. - 1L Bardstown, Ky. (Bardstown HS)

- Made his first career start against Miami on Feb. 16and contributed two points and a career-best seven rebounds. He has played in just nine games this season and four since Dec. 14. He has seen action in the last six games.
- Contributed a season-high five points in eight minutes against Notre Dame, his first action since Dec. 14.
- Buried a three-pointer in his five minutes on the court against Southeast-ern Louisiana, his first action since Nov. 12.
- Was productive off the bench as a freshman, averaging 3.9 points, 2.0 rebounds in 13 minutes per game.
- Swatted a team-high 11 blocked shots last season.
- Connected on 49.1 percent of his field goals last season, including 5-of-10 three-pointers, while slamming six dunks.
- Scored a freshman year best 11 points on a perfect 5-of-5 shooting with five rebounds in his collegiate debut vs. Evansville. His three dunks in the game tied the Louisville record for most dunks in a freshman debut.
- Has a 7-2 wingspan.
- Traynor's father Jason Osborne played two years at UofL (1993-95) and was a McDonald's All-American at Louisville Male High School, where he was Kentucky's Mr. Basketball in 1993. JJ slept in his dad's practice jersey as a child.
- Born May 3, 2002 ... Major is sport administration with a minor in business.



12 JJ Traynor

Games With ...	Season	Career
Double-Figure scoring.....	0	1
5 or more rebounds .....	1	4
4 or more assists .....	0	0
A blocked shot .....	1	6
A steal .....	2	4
A three-pointer .....	2	6
20+ points .....	0	0

12 JJ Traynor Season Highs

Points..... 5 at Notre Dame (2/9)  
Reb. .... 7 vs. Miami (2/16)  
Asst. .... 1 vs. Miami (2/16)  
Blocks .... 1 vs. Clemson (2/19)  
Steals ..... 1 vs. Miami (2/16), at Virginia Tech (3/1)  
FGM ..... 2 at Notre Dame (2/9), vs. Clemson (2/19)  
FGA ..... 6 vs. Miami (2/16)  
3FGM ..... 1 vs. Southeastern La. (12/14), at Notre Dame (2/9)  
3FGA ..... 2 at Notre Dame (2/9)  
FT ..... none  
FTA ..... none

12 JJ Traynor Career Highs

Points..... 11 vs. Evansville (11/25/20)  
Reb. .... 7 vs. Miami (2/16/22)  
Asst. .... 1 vs. Notre Dame (2/23/21), vs. Miami (2/16/22)  
Blocks..... 3 at Pittsburgh (12/22/20), at Wake Forest (1/13/21)  
Steals ..... 1 (four times) latest at Virginia Tech (3/1/22)  
FGM ..... 5 vs. Evansville (11/25/20)  
FGA ..... 7 at Wisconsin (12/19/20)  
3FGM ..... 2 at Wisconsin (12/19/20)  
3FGA ..... 4 at Wisconsin (12/19/20)  
FT ..... 3 at Clemson (1/27/21)  
FTA ..... 4 (four times) latest at North Carolina (2/20/21)

12 JJ Traynor Game-by-Game

Opponent	Date	GS	Min	FG	FGA	Pct	FG	FGA	Pct	FT	FTA	Pct	Off	Def	Tot	Avg	PF	FO	A	TO	Blk	Stl	Pts	Avg
SOUTHERN	11/09/21	2	0	1	.000	0	0	.000	0	0	.000	1	0	1	1.0	1	0	0	0	0	0	0	0.0	
FURMAN	11/12/21	6	0	0	.000	0	0	.000	0	0	.000	0	0	0	0.5	1	0	0	1	0	0	0	0.0	
SOUTHEASTERN LA	12/14/21	5	1	1	.000	1	1	.000	0	0	.000	0	0	0	0.3	1	0	0	0	0	0	3	1.0	
at Notre Dame	02/09/22	8	2	3	.667	1	2	.500	0	0	.000	1	0	1	0.5	0	0	0	1	0	0	5	2.0	
MIAMI (FL)	02/16/22 *	28	1	6	.167	0	1	.000	0	0	.000	1	6	7	1.8	2	0	1	0	0	1	2	2.0	
CLEMSON	02/19/22	9	2	3	.667	0	1	.000	0	0	.000	2	1	3	2.0	1	0	0	0	1	0	4	2.3	
at North Carolina	02/21/22	9	1	2	.500	0	1	.000	0	0	.000	1	0	1	1.9	1	0	0	1	0	0	2	2.3	
at Wake Forest	02/26/22	4	0	1	.000	0	0	.000	0	0	.000	0	0	0	1.6	1	0	0	1	0	0	0	2.0	
at Virginia Tech	03/01/22	8	0	1	.000	0	0	.000	0	0	.000	0	1	1	1.6	1	0	0	1	0	1	0	1.8	

12 JJ Traynor Statistics

Year	GP	GS	Min	Avg	FG	FGA	Pct	3FG	3FGA	Pct	FT	FTA	Pct	OReb	DReb	Reb	Avg	PF	FO	Ast	TO	Blk	Stl	Pts	Avg
2020-21	20	0	260	13.0	27	55	.491	5	10	.500	19	29	.655	14	26	40	2.0	23	1	1	8	11	2	78	3.9
2021-22	9	1	79	8.8	7	18	.389	2	6	.333	0	0	.000	6	8	14	1.6	9	0	1	5	1	2	16	1.8
TOTAL	29	1	339	11.7	34	73	.466	7	16	.438	19	29	.655	20	34	54	1.9	32	1	2	13	12	4	94	3.2

Year	GP	GS	Min	Avg	FG	FGA	Pct	3FG	3FGA	Pct	FT	FTA	Pct	OReb	DReb	Reb	Avg	PF	FO	Ast	TO	Blk	Stl	Pts	Avg
at Marshall																									
2017-18	36	35	1168	32.4	93	216	.430	63	153	.410	31	47	.660	13	81	94	2.6	75	2	106	52	2	57	280	7.8
2018-19	37	36	1059	28.6	66	205	.322	46	138	.333	29	40	.725	13	85	98	2.6	76	0	61	43	0	80	207	5.6
2019-20	32	32	1154	36.1	162	390	.415	69	187	.369	62	94	.660	21	106	127	4.0	59	1	131	73	5	65	455	14.2
2020-21	21	21	715	34.0	97	212	.458	42	103	.408	26	39	.667	13	61	74	3.4	35	0	126	44	1	52	262	12.5
at Louisville																									
2021-22	29	23	796	27.6	57	154	.370	27	87	.310	26	33	.788	8	67	75	2.6	53	0	87	35	0	37	167	5.8
Total	155	147	4893	31.6	475	1177	.404	247	668	.370	174	253	.688	68	400	468	3.0	298	3	511	247	8	291	1371	8.8

## 14 Dre Davis

G/F 6-5 210 So. - 1L Indianapolis. (Lawrence Central HS)

■ Scored 10 points at North Carolina on Feb. 19, his 10th game this season in double figures and third in the last six games. He matched a season-high with 18 points vs. Miami four games ago. He has averaged 8.4 points over the last nine games.

■ Missed the Cardinals' Jan. 19 game against Boston College after suffering a right ankle sprain in practice on Jan. 18. He returned to start the last 11 games.

■ Earned a perfect 4.0 GPA for the Fall 2021 semester.

■ Has scored nine or more points in six of his last 16 games.

■ Third for the Cardinals in free throw percentage (.750, 39-of-52).

■ Came off the bench for the first time this season at Georgia Tech and responded with 13 points, all in the second half. Davis had scored 14 points over the previous four games combined.

■ A starter at forward in the first 12 games, Davis was named to the Baha Mar Hoops Bahamas Championship All-Tournament team with his defensive efforts contributing to the honor.

■ Scored 11 points and grabbed seven rebounds at NC State, marking his fourth game in double figures in a five-game stretch.

■ Contributed a career-best four assists and was one shy of his career high with eight rebounds against DePaul.



### 14 Dre Davis

Games With ...	Season	Career
Double-Figure scoring....	10	18
5 or more rebounds .....	8	12
4 or more assists .....	1	1
A blocked shot .....	9	13
A steal .....	13	23
A three-pointer .....	9	17
20+ points .....	0	1

### 14 Dre Davis Game-by-Game

Opponent	Date	GS	Min	FG	FGA	Pct	FG	FGA	Pct	FT	FTA	Pct	Off	Def	Tot	Avg	PF	FO	A	TO	Blk	Stl	Pts	Avg
SOUTHERN	11/09/21	*	12	0	3	.000	0	1	.000	0	0	.000	0	0	0	0.0	2	0	0	1	2	1	0	0.0
FURMAN	11/12/21	*	19	2	7	.286	0	1	.000	3	4	.750	0	1	1	0.5	2	0	0	0	0	0	7	3.5
NAVY	11/15/21	*	18	2	6	.333	0	2	.000	0	0	.000	1	0	1	0.7	2	0	0	1	1	0	4	3.7
DETROIT	11/20/21	*	24	7	14	.500	1	6	.167	3	5	.600	4	5	9	2.8	4	0	1	2	0	2	18	7.3
vs. Mississippi St.	11/25/21	*	17	4	8	.500	2	5	.400	2	2	1.000	3	4	7	3.6	1	0	2	2	0	0	12	8.2
vs. Maryland	11/27/21	*	22	2	7	.286	0	3	.000	2	2	1.000	3	1	4	3.7	3	0	0	1	0	1	6	7.8
at Michigan St.	12/01/21	*	34	7	12	.583	1	11	.000	0	0	.000	2	2	4	3.7	3	0	1	3	0	0	15	8.9
at NC State	12/04/21	*	27	5	13	.385	1	3	.333	0	0	.000	5	2	7	4.1	3	0	3	2	1	1	11	9.1
DEPAUL	12/10/21	*	26	2	11	.182	0	3	.000	2	2	1.000	3	5	8	4.6	4	0	4	2	2	0	6	8.8
SOUTHEASTERN LA	12/14/21	*	19	1	3	.333	0	0	.000	4	4	1.000	3	3	6	4.7	1	0	1	1	0	0	6	8.5
at Western Ky.	12/18/21	*	8	1	2	.500	0	1	.000	0	0	.000	0	1	1	4.4	3	0	0	1	0	0	2	7.9
WAKE FOREST	12/29/21	*	15	0	3	.000	0	0	.000	0	0	.000	0	2	2	4.2	3	0	1	1	0	0	0	7.3
at Georgia Tech	01/02/22		23	5	6	.833	1	11	.000	2	2	1.000	1	0	1	3.9	0	0	1	0	1	0	13	7.7
PITTSBURGH	01/05/22		12	2	4	.500	0	1	.000	1	1	1.000	0	0	0	3.6	1	0	2	1	0	1	5	7.5
at Florida St.	01/08/22		10	1	2	.500	1	11	.000	0	0	.000	0	2	2	3.5	0	0	0	1	0	0	3	7.2
NC STATE	01/12/22		32	4	7	.571	0	0	.000	5	7	.714	1	4	5	3.6	4	0	2	3	0	1	13	7.6
at Pittsburgh	01/15/22		25	3	6	.500	0	1	.000	3	4	.750	0	3	3	3.6	2	0	0	1	0	0	9	7.6
BOSTON COLLEGE	01/19/22	DNP																						
NOTRE DAME	01/22/22	*	22	2	6	.333	0	1	.000	3	4	.750	0	0	0	3.4	0	0	1	0	1	3	7	7.6
at Virginia	01/24/22	*	15	2	5	.400	0	1	.000	0	0	.000	1	0	1	3.3	2	0	0	1	0	0	4	7.4
DUKE	01/29/22	*	23	7	13	.538	2	3	.667	0	0	.000	2	0	2	3.2	4	0	0	0	3	1	16	7.9
NORTH CAROLINA	02/01/22	*	14	1	3	.333	1	2	.500	0	2	.000	0	1	1	3.1	2	0	0	1	0	0	3	7.6
at Syracuse	02/05/22	*	20	2	5	.400	1	3	.333	0	0	.000	1	2	3	3.1	5	1	1	0	0	1	5	7.5
at Notre Dame	02/09/22	*	32	5	11	.455	0	5	.000	0	0	.000	3	2	5	3.2	1	0	1	5	2	1	10	7.6
MIAMI (FL)	02/16/22	*	35	7	13	.538	0	1	.000	4	6	.667	2	4	6	3.3	0	0	1	0	0	0	18	8.0
CLEMSON	02/19/22	*	8	2	4	.500	0	2	.000	1	1	1.000	0	0	0	3.2	3	0	0	1	0	0	5	7.9
at North Carolina	02/21/22	*	24	5	8	.625	0	1	.000	0	0	.000	0	4	4	3.2	0	0	1	1	1	1	10	8.0
at Wake Forest	02/26/22	*	18	2	6	.333	0	0	.000	4	6	.667	2	1	3	3.2	3	0	1	2	0	2	8	8.0
at Virginia Tech	03/01/22	*	11	0	2	.000	0	1	.000	0	0	.000	0	0	0	3.1	1	0	0	4	0	1	0	7.7

### 14 Dre Davis Statistics

Year	GP	GS	Min	Avg	FG	FGA	Pct	3FG	3FGA	Pct	FT	FTA	Pct	OReb	DReb	Reb	Avg	PF	FO	Ast	TO	Blk	Stl	Pts	Avg
2020-21	20	17	578	28.9	51	128	.398	12	48	.250	36	48	.750	34	29	63	3.2	50	1	22	33	6	11	150	7.5
2021-22	28	23	565	20.1	83	190	.437	11	50	.220	39	52	.750	37	49	86	3.1	59	1	24	38	14	17	216	7.7
TOTAL	48	40	1143	23.8	134	318	.421	23	98	.235	75	100	.750	71	78	149	3.1	109	2	46	71	20	28	366	7.6

■ Led the Cardinals with 18 points and nine rebounds against Detroit Mercy, one short of a double-double.

■ Starting forward in 17 games last year averaged 7.4 points and 3.2 rebounds per game with 34 offensive rebounds (third on team).

■ Honored on the 2021 All-ACC Academic team.

■ Scored at least five points in 14 of 20 games for the season, reaching double figures on eight occasions. He had eight points and three rebounds against Virginia in his last regular season game.

■ Scored a season-best 21 points with two rebounds and two assists against Western Kentucky, and he earned ACC Freshman of the Week as a result for games Nov. 30-Dec. 6. He was the first true freshman to score 20+ points in a game since V.J. King scored 24 at Virginia on Feb. 6, 2017.

■ His father D'Andre Davis, Sr. is the second-year head coach at Warren Central HS in Indianapolis. He was an assistant coach at Lawrence Central when Dre was there (Dre is D'Andre Davis, Jr.).

■ Born Aug. 23, 2001 ... Major is sport administration.

### 14 Dre Davis Season Highs

Points..... 18 vs. Detroit Mercy (11/20), vs. Miami (2/16)  
 Reb. .... 9 vs. Detroit Mercy (11/20)  
 Asst..... 4 vs. DePaul (12/10)  
 Blocks .... 3 vs. Duke (1/29)  
 Steals..... 3 vs. Notre Dame (1/22)  
 FGM ..... 7 (four times) latest vs. Miami (2/16)  
 FGA ..... 14 vs. Detroit Mercy (11/20)  
 3FGM ..... 2 vs. Mississippi St. (11/25), vs. Duke (1/29)  
 3FGA ..... 6 vs. Detroit Mercy (11/20)  
 FT ..... 5 vs. NC State (1/12)  
 FTA ..... 7 vs. NC State (1/12)

### 14 Dre Davis Career Highs

Points..... 21 vs. Western Ky. (12/1/20)  
 Reb. .... 9 vs. Detroit Mercy (11/20/21)  
 Asst..... 4 vs. DePaul (12/10/21)  
 Blocks .... 3 vs. Evansville (11/25/20), vs. Duke (1/29/22)  
 Steals..... 3 vs. Notre Dame (1/22/22)  
 FGM ..... 7 (five times) latest vs. Miami (2/16/22)  
 FGA ..... 14 vs. Detroit Mercy (11/20/21)  
 3FGM ..... 2 (six times) latest vs. Duke (1/29/22)  
 3FGA ..... 6 vs. Notre Dame (2/23/21),  
 vs. Detroit Mercy (11/20/21)  
 FT ..... 7 at Miami (FL) (1/16/21)  
 FTA ..... 8 at Miami (FL) (1/16/21)

## 21 Sydney Curry

F 6-8 270 Jr. - JC Ft. Wayne, Ind. (John A. Logan College)

■ Has averaged 23 points and nine rebounds in his last two games while shooting 70 percent from the field (21-of-30).

■ Achieved his second double-double of the year with 18 points and 11 rebounds at Virginia Tech in his last game.

■ Led the Cardinals with a career-high 28 points and seven rebounds at Wake Forest on Feb. 26, making 13-of-18 field goals. It was the most for a Cardinal since Jordan Nwora finished with 37 at Boston College on Jan. 29, 2020. Curry's 13 field goals made (in 18 attempts) were the most by a Louisville player since Russ Smith finished 14-of-22 in a win over Houston in the AAC semifinals on March 14, 2014. Curry, whose previous high was 22 points vs. NC State, had scored just 18 total points over his previous five games.

■ Has scored 123 points in his last 13 games after combining for 33 points over his first 12 games this season. He is averaging 9.5 points and 5.2 rebounds over his last 13 games.

■ Leads the Cardinals in field goal percentage (.696; 71-of-102), and is the only UofL regular shooting above 50 percent from the field.

■ Has grabbed at least six rebounds in nine games, including five of the last eight.

■ After missing UofL's game at Pitt with an ankle injury suffered in practice on Jan. 13, Curry returned to total seven rebounds and a team-high 13 points against Boston College in his second start of the season.

■ Produced his first double-double for the Cardinals with 22 points and 10 rebounds in 24 minutes



### 21 Sydney Curry

Games With ...	Season	Career
Double-Figure scoring.....	5	5
5 or more rebounds .....	10	10
4 or more assists .....	0	0
A blocked shot .....	3	3
A steal .....	2	2
A three-pointer .....	0	0
20+ points .....	2	2

### 21 Sydney Curry Game-by-Game

Opponent	Date	GS	Min	FG	FGA	Pct	3P	3PA	Pct	FT	FTA	Pct	Off	Def	Tot	Avg	PF	FO	A	TO	Blk	Stl	Pts	Avg
SOUTHERN U.	11/09/21	*	14	2	21.000	0	0	.000	0	0	.000	0	4	4	4.0	3	0	1	1	0	0	4	4.0	
FURMAN	11/12/21		7	0	0 .000	0	0	.000	0	0	.000	0	0	0	2.0	2	0	0	1	0	0	0	2.0	
NAVY	11/15/21	DNP																						
DETROIT	11/20/21		7	2	21.000	0	0	.000	0	0	.000	1	2	3	2.3	0	0	0	0	0	0	4	2.7	
vs. Mississippi St.	11/25/21		8	2	3 .667	0	0	.000	1	2	.500	1	2	3	2.5	3	0	1	0	0	0	5	3.3	
vs. Maryland	11/27/21		2	0	0 .000	0	0	.000	0	0	.000	0	0	0	2.0	1	0	0	1	0	0	0	2.6	
at Michigan St.	12/01/21	DNP																						
at NC State	12/04/21	DNP																						
DEPAUL	12/10/21		3	0	0 .000	0	0	.000	0	0	.000	0	1	1	1.8	0	0	0	0	0	0	0	2.2	
SOUTHEASTERN LA	12/14/21		3	0	1 .000	0	0	.000	0	0	.000	0	0	0	1.6	0	0	0	0	0	0	0	1.9	
at Western Ky.	12/18/21		3	0	1 .000	0	0	.000	0	0	.000	1	1	2	1.6	0	0	0	0	0	0	0	1.6	
WAKE FOREST	12/29/21		6	2	3 .667	0	0	.000	2	4	.500	2	0	2	1.7	1	0	0	0	0	0	6	2.1	
at Georgia Tech	01/02/22		1	0	0 .000	0	0	.000	0	0	.000	0	0	0	1.5	0	0	0	0	0	0	0	1.9	
PITTSBURGH	01/05/22		18	3	31.000	0	0	.000	2	2	1.000	2	6	8	2.1	3	0	1	0	0	1	8	2.5	
at Florida St.	01/08/22		14	3	5 .600	0	0	.000	0	1	.000	2	4	6	2.4	4	0	0	0	0	0	6	2.8	
NC STATE	01/12/22		25	10	13 .769	0	0	.000	2	4	.500	2	8	10	3.0	3	0	1	0	0	0	22	4.2	
at Pittsburgh	01/15/22	DNP																						
BOSTON COLLEGE	01/19/22	*	24	6	61.000	0	0	.000	1	3	.333	2	5	7	3.3	3	0	1	1	0	0	13	4.9	
NOTRE DAME	01/22/22	*	13	2	4 .500	0	0	.000	0	0	.000	0	1	1	3.1	1	0	0	0	0	0	4	4.8	
at Virginia	01/24/22	*	9	1	11.000	0	0	.000	0	0	.000	0	1	1	3.0	2	0	0	0	0	0	2	4.6	
DUKE	01/29/22	*	15	4	6 .667	0	0	.000	0	2	.000	1	0	1	2.9	3	0	0	2	0	0	8	4.8	
NORTH CAROLINA	02/01/22	*	17	5	6 .833	0	0	.000	0	1	.000	4	2	6	3.1	4	0	1	1	2	0	10	5.1	
at Syracuse	02/05/22	*	23	4	8 .500	0	0	.000	0	0	.000	5	5	10	3.4	1	0	3	2	0	0	8	5.3	
at Notre Dame	02/09/22	*	4	0	0 .000	0	0	.000	0	0	.000	0	0	0	3.3	1	0	1	2	0	0	0	5.0	
MIAMI (FL)	02/16/22		9	1	3 .333	0	0	.000	1	2	.500	4	3	7	3.4	4	0	0	1	0	0	3	4.9	
CLEMSON	02/19/22		12	3	4 .750	0	0	.000	1	2	.500	0	5	5	3.5	2	0	1	2	1	0	7	5.0	
at North Carolina	02/21/22		8	0	1 .000	0	0	.000	0	0	.000	1	1	2	3.4	3	0	0	1	0	1	0	4.8	
at Wake Forest	02/26/22		28	13	18 .722	0	0	.000	2	5	.400	1	6	7	3.6	3	0	1	4	0	0	28	5.8	
at Virginia Tech	03/01/22	*	33	8	12 .667	0	0	.000	2	5	.400	3	8	11	3.9	2	0	3	5	1	0	18	6.2	

### 21 Sydney Curry Statistics

Year	GP	GS	Min	Avg	FG	FGA	Pct	3FG	3FGA	Pct	FT	FTA	Pct	OR	DR	Reb	Avg	PF	FO	Ast	TO	Blk	Stl	Pts	Avg
<i>at John Logan College</i>																									
2019-20	31	20			173	234	.739	0	1	.000	73	166	.440	93	163	256	8.3	80	0	17	49	22	15	419	13.5
2020-21	18	6			92	136	.676	0	1	.000	51	109	.468	72	78	150	8.3	44	1	36	41	15	15	235	13.1
<i>at Louisville</i>																									
2021-22	25	9	306	12.2	71	102	.696	0	0	.000	14	33	.424	32	65	97	3.9	49	0	15	24	4	2	156	6.2
Total	74	35			336	472	.712	0	2	.000	138	308	.448	197	306	503	6.8	173	1	68	114	41	32	810	10.9

against NC State. A junior college transfer, he had scored 33 total points in 12 games entering the game.

■ Scored six points in six minutes off the bench vs. Wake Forest with two rebounds. Curry had not scored in the previous six games.

■ Productive with his 12 minutes of action in an exhibition vs. Kentucky State, gathering five points, seven rebounds and two steals.

■ Honored as the 2020-21 Great Rivers Athletic Conference Player of the Year when he averaged 12.9 points, 8.2 rebounds and shot 69.4 percent from the field to lead John A. Logan College to an 18-5 record and league title.

■ Third-team 2021 NJCAA All-America selection in helping John A. Logan to the NJCAA Region 24 championship, a No. 12 ranking in the final NJCAA D1 Poll, and the school's first appearance in the national tournament in six years.

■ He had 14 double-figure scoring efforts in his 18 games as a sophomore and also grabbed seven or more rebounds on 14 occasions. He was ranked as the No. 8 junior college prospect in the nation by 247Sports.

■ As a freshman in 2020-21, Curry averaged 13.5 points, 8.3 rebounds and shot 73.9 percent from the field as John A. Logan posted a 28-5 record, a perfect 18-0 conference mark and was ranked eighth in the nation in the final 2019-20 NJCAA poll. He had 21 double-figure scoring efforts as a freshman and grabbed seven or more rebounds on 23 occasions.

■ Before his junior college stint, Curry averaged 18.6 points, 12.4 rebounds and 1.4 blocked shots per game as a senior at Northrop High School in Ft. Wayne as a first team all-state selection.

■ Born Nov. 18, 2000. Major is sport administration.

### 21 Sydney Curry

#### Season/Career Highs at Louisville

Points..... 28 at Wake Forest (2/26)  
 Reb. .... 11 at Virginia Tech (3/1)  
 Asst. .... 3 at Syracuse (2/5), at Virginia Tech (3/1)  
 Blocks .... 2 vs. North Carolina (2/1)  
 Steals .... 1 vs. Pittsburgh (1/5), at North Carolina (2/21)  
 FGM ..... 13 at Wake Forest (2/26)  
 FGA ..... 18 at Wake Forest (2/26)  
 3FGM ..... none  
 3FGA ..... none  
 FT ..... 2 (five times) latest at Virginia Tech (3/1)  
 FTA ..... 5 at Wake Forest (2/26), at Virginia Tech (3/1)

23 Gabe Wiznitzer

C 6-11 245 So. - 1L Walhalla, S.C. (Hargrave Military Academy)

- Played his first game since Dec. 14 when he played 10 minutes against North Carolina on Feb. 1, contributing three rebounds and an assist in the game. He played four minutes at Syracuse on Feb. 5.
- Injured his right wrist in practice on Oct. 19 and was out for a period until he was cleared to return to game action on Nov. 25. He saw his first action of the season at Michigan State on Dec. 1 and scored a basket in nine minutes of action at NC State.
- Saw action in 12 of the Cardinals' 20 games as a freshman.
- Totaled season highs of four points and six rebounds against Georgia Tech on Feb. 1 while playing a season-high 16 minutes.
- Had intended to redshirt the 2020-21 season, but the opportunity to play without losing a year of eligibility allowed him to play immediately.
- Averaged 14.2 points and 10.1 rebounds a game, while shooting 42 percent from three-point range, as a junior on the postgraduate team for Hargrave Military Academy in Chatham, Va. Hargrave achieved a 37-4 record and reached the semifinals of the national prep championship.
- Fourth product of Hargrave to play for the Cardinals, joining Montrezl Harrell (2012-15 at Louisville), Terry Rozier (2013-15) and Anton Gill (2013-15).
- Born Oct. 9, 2001 ... Major is pre-business.



23 Gabe Wiznitzer		
Games With ...	Season	Career
Double-Figure scoring.....	0	0
5 or more rebounds .....	0	1
4 or more assists .....	0	0
A blocked shot .....	1	2
A steal .....	0	0
A three-pointer.....	0	0
20+ points.....	0	0

23 Gabe Wiznitzer Season Highs

Points..... 2 at NC State (12/4)  
Reb ..... 3 vs. North Carolina (2/1)  
Asst..... 1 vs. North Carolina (2/1)  
Blocks .... 1 vs. Southeastern La. (12/14)  
Steals ..... none  
FGM ..... 1 at NC State (12/4)  
FGA ..... 1 at NC State (12/4)  
3FGM ..... none  
3FGA ..... none  
FT ..... none  
FTA ..... none

23 Gabe Wiznitzer Career Highs

Points..... 4 at Wisconsin (12/19/20), vs. Georgia Tech (2/1/21)  
Reb. .... 6 vs. Georgia Tech (2/1/21)  
Asst..... 1 (four times) latest vs. North Carolina (2/1/22)  
Blocks .... 1 at North Carolina (2/20/21),  
vs. Southeastern La. (12/14/21)  
Steals ..... none  
FGM ..... 2 vs. Georgia Tech (2/1/21)  
FGA ..... 6 vs. Georgia Tech (2/1/21)  
3FGM ..... none  
3FGA ..... none  
FT ..... 2 at Wisconsin (12/19/20),  
at North Carolina (2/20/21)  
FTA ..... 4 vs. Prairie View A&M (11/29/20)

23 Gabe Wiznitzer Game-by-Game

Opponent	Date	GS	Min	FG	FGA	Pct	3-Point			Pct	FT	FTA	Rebounds				Avg	PF	FO	A	TO	Blk	Stl	Pts	Avg
							FG	FGA	Pct				Pct	Off	Def	Tot									
at Michigan St.	12/01/21	4	0	0	.000	0	0	.000	0	0	.000	0	.000	0	0	0	0.0	0	0	0	0	0	0	0	0.0
at NC State	12/04/21	9	1	11	.000	0	0	.000	0	0	.000	0	.000	0	1	1	0.5	2	0	0	0	0	0	2	1.0
SOUTHEASTERN LA	12/14/21	4	0	0	.000	0	0	.000	0	0	.000	0	.000	0	0	0	0.3	2	0	0	0	1	0	0	0.7
NORTH CAROLINA	02/01/22	10	0	0	.000	0	0	.000	0	0	.000	0	.000	0	3	3	1.0	3	0	1	1	0	0	0	0.5
at Syracuse	02/05/22	4	0	0	.000	0	0	.000	0	0	.000	0	.000	0	0	0	0.8	0	0	0	0	0	0	0	0.4

23 Gabe Wiznitzer Statistics

Year	GP	GS	Min	Avg	FG	FGA	Pct	3FG	3FGA	Pct	FT	FTA	Pct	OReb	DReb	Reb	Avg	PF	FO	Ast	TO	Blk	Stl	Pts	Avg
2020-21	12	0	68	5.7	4	11	.364	0	0	.000	5	11	.455	9	6	15	1.3	14	0	3	3	1	0	13	1.1
2021-22	5	0	31	6.2	1	1	1.000	0	0	.000	0	0	.000	0	4	4	0.8	7	0	1	1	1	0	2	0.4
TOTAL	17	0	99	5.8	5	12	.417	0	0	.000	5	11	.455	9	10	19	1.1	21	0	4	4	2	0	15	0.9

## 24 Jae'Lyn Withers

**F 6-8 225 R-So. - 1L Charlotte, N.C. (Cleveland (OH) Heights HS)**

■ Starting forward in 15 games who is second on the team in rebounding (4.6 rpg) and third in steals (20 total).

■ Has averaged 8.0 points and 4.7 rebounds over the last 12 games while shooting 45 percent from the field (39-87), scoring nine or more points in seven of those 12 (five of the last eight; averaging 9.1 ppg, 4.6 rpg in the last eight). He had multiple stitches in his mouth after taking a blow in practice last week, limiting him to a combined 17 minutes in his last two games.

Withers averaged 4.2 points in the first 17 games of the season.

■ Tied his career scoring high of 20 points against Notre Dame, adding five rebounds and a career-high matching three steals.

■ Led UofL with 13 points at Syracuse, his first time leading the Cardinals in scoring this season.

■ Scored 10 points against Boston College on 4-of-6 shooting for his first double-digit scoring night since Nov. 25 against Mississippi State.

■ Grabbed a season-best 11 rebounds against Maryland, his fifth career game with double-digit rebounds

■ Was close to a double-double vs. Furman (14 points, 9 rebounds).

■ Second among freshman rebounders in the ACC for all games in 2020-21 (7.7 per game, seventh overall) and the leading freshman in conference only games (8.4, 3rd overall).

■ After redshirting in 2019-20, Withers averaged 10.1 points while shooting a team-best 55.2 percent from the field in '20-21.

■ Honored on the 2021 ACC All-Freshman team. He is the first Louisville freshman to be named



### 24 Jae'Lyn Withers

Games With ...	Season	Career
Double-Figure scoring.....	8	17
5 or more rebounds .....	14	31
4 or more assists .....	0	0
A blocked shot .....	9	15
A steal .....	13	24
A three-pointer .....	10	16
20+ points .....	1	2

### 24 Jae'Lyn Withers Game-by-Game

Opponent	Date	GS	Min	FG	FGA	Pct	FG	FGA	Pct	FT	FTA	Pct	Off	Def	Tot	Avg	PF	FO	A	TO	Blk	Stl	Pts	Avg
SOUTHERN	11/09/21	*	13	1	2	.500	1	2	.500	0	0	.000	2	6	8	8.0	4	0	0	3	1	1	3	3.0
FURMAN	11/12/21	*	34	6	15	.400	2	7	.286	0	0	.000	0	9	9	8.5	3	0	1	1	1	14	8.5	
NAVY	11/15/21	*	26	4	41	.000	1	11	.000	2	2	1.000	1	2	3	6.7	1	0	0	2	0	3	11	9.3
DETROIT	11/20/21	*	21	1	4	.250	0	2	.000	0	0	.000	1	2	3	5.8	3	0	1	2	0	0	2	7.5
vs. Mississippi St.	11/25/21	*	21	4	6	.667	2	4	.500	1	2	.500	0	3	3	5.2	4	0	0	2	0	1	11	8.2
vs. Maryland	11/27/21	*	18	1	3	.333	0	2	.000	3	4	.750	4	7	11	6.2	1	0	0	3	2	1	5	7.7
at Michigan St.	12/01/21	*	19	3	6	.500	0	3	.000	1	3	.333	0	2	2	5.6	3	0	1	1	0	2	7	7.6
at NC State	12/04/21	*	17	1	6	.167	0	2	.000	1	1	1.000	2	3	5	5.5	2	0	0	1	0	0	3	7.0
DEPAUL	12/10/21		10	0	2	.000	0	1	.000	0	0	.000	0	3	3	5.2	2	0	1	3	1	0	0	6.2
SOUTHEASTERN LA	12/14/21		23	1	3	.333	0	0	.000	1	2	.500	1	5	6	5.3	0	0	3	3	0	0	3	5.9
at Western Ky.	12/18/21	*	20	0	4	.000	0	1	.000	1	2	.500	0	6	6	5.4	2	0	2	0	0	0	1	5.5
WAKE FOREST	12/29/21		18	2	5	.400	2	4	.500	0	0	.000	1	7	8	5.6	4	0	0	2	0	0	6	5.5
at Georgia Tech	01/02/22		10	0	2	.000	0	1	.000	1	2	.500	0	2	2	5.3	2	0	1	2	0	0	1	5.2
PITTSBURGH	01/05/22		5	0	1	.000	0	1	.000	0	0	.000	0	1	1	5.0	0	0	0	1	0	0	0	4.8
at Florida St.	01/08/22		13	1	3	.333	0	0	.000	2	2	1.000	1	3	4	4.9	2	0	0	0	0	0	4	4.7
NC STATE	01/12/22		3	0	0	.000	0	0	.000	0	0	.000	0	0	0	4.6	0	0	0	1	0	0	0	4.4
at Pittsburgh	01/15/22		11	0	3	.000	0	1	.000	0	0	.000	0	2	2	4.5	0	0	1	0	0	0	4.2	
BOSTON COLLEGE	01/19/22		22	4	6	.667	0	1	.000	2	3	.667	1	4	5	4.5	1	0	1	3	0	1	10	4.5
NOTRE DAME	01/22/22		19	4	10	.400	0	3	.000	1	2	.500	4	5	9	4.7	0	0	1	1	0	1	9	4.7
at Virginia	01/24/22		7	1	2	.500	0	1	.000	0	0	.000	0	2	2	4.6	1	0	0	2	0	0	2	4.6
DUKE	01/29/22		15	0	1	.000	0	1	.000	2	2	1.000	0	3	3	4.5	2	0	1	0	0	0	2	4.5
NORTH CAROLINA	02/01/22		24	5	9	.556	2	4	.500	0	0	.000	1	1	2	4.4	5	1	0	2	2	0	12	4.8
at Syracuse	02/05/22		26	4	9	.444	0	3	.000	5	6	.833	4	1	5	4.4	2	0	2	2	1	1	13	5.2
at Notre Dame	02/09/22	*	30	9	17	.529	1	4	.250	1	2	.500	1	4	5	4.5	4	0	0	0	0	3	20	5.8
MIAMI (FL)	02/16/22	*	25	4	11	.364	1	3	.333	0	1	.000	2	4	6	4.5	4	0	0	2	1	3	9	5.9
CLEMSON	02/19/22	*	30	3	8	.375	1	4	.250	0	0	.000	2	8	10	4.7	1	0	0	1	2	1	7	6.0
at North Carolina	02/21/22	*	33	4	9	.444	2	6	.333	0	0	.000	0	7	7	4.8	1	0	0	2	0	1	10	6.1
at Wake Forest	02/26/22	*	6	1	3	.333	0	1	.000	0	0	.000	1	0	1	4.7	1	0	0	0	0	0	2	6.0
at Virginia Tech	03/01/22	*	7	0	2	.000	0	1	.000	0	0	.000	1	0	1	4.6	1	0	0	2	1	0	0	5.8

### 24 Jae'Lyn Withers Statistics

Year	GP	GS	Min	Avg	FG	FGA	Pct	3FG	3FGA	Pct	FT	FTA	Pct	OReb	DReb	Reb	Avg	PF	FO	Ast	TO	Blk	Stl	Pts	Avg
2020-21	20	20	513	25.7	78	142	.549	8	21	.381	36	53	.679	51	102	153	7.7	62	4	9	24	7	18	200	10.0
2021-22	29	15	526	18.1	64	156	.410	15	64	.234	24	36	.667	30	102	132	4.6	56	1	16	44	12	20	167	5.8
TOTAL	49	35	1039	21.2	142	298	.477	23	85	.271	60	89	.674	81	204	285	5.8	118	5	25	68	19	38	367	7.5

to the conference All-Freshman team in the Cardinals' seven years in the ACC and he is the first Cardinal to receive a similar honor since Chane Behanan was named to the Big East All-Rookie team in 2012.

■ Produced his third double-double last year against Notre Dame on Feb. 23 with 12 points and a career-high 13 rebounds. All three double-doubles were in ACC games, also totaling 16 points and 12 rebounds against then No. 19/20 Virginia Tech on Jan. 6 and 18 points and 11 rebounds at Miami on Jan. 16.

■ Contributed at least seven points and five rebounds in 14 games, including nine double-figure scoring efforts.

■ Second among freshman rebounders in the ACC for all games in 2020-21 (7.7 per game, seventh overall) and the leading freshman in conference only games (8.4, 3rd overall).

■ His father, Curtis, was a three-time All-Conference USA forward at Charlotte (2002-06), where he is seventh in career scoring (1,750), third in career rebounding (1,042) and second in career double-doubles (46).

■ His cousin Jaire Alexander played football for three seasons at Louisville (2015-17) and is currently a cornerback for the Green Bay Packers, where he was a first-round draft pick in 2018.

■ Born Dec. 20, 2000 ... Major is exercise science.

### 24 Jae'Lyn Withers Season Highs

Points..... 20 at Notre Dame (2/9)  
 Reb. .... 11 vs. Maryland (11/27)  
 Asst. .... 3 vs. Southeastern La. (12/14)  
 Blocks .... 2 (three times) latest vs. Clemson (2/19)  
 Steals .... 3 (three times) latest vs. Miami (2/16)  
 FGM ..... 9 at Notre Dame (2/9)  
 FGA ..... 17 at Notre Dame (2/9)  
 3FGM .... 2 (five times) latest vs. North Carolina (2/21)  
 3FGA ..... 7 vs. Furman (11/12)  
 FT ..... 5 at Syracuse (2/5)  
 FTA ..... 6 at Syracuse (2/5)

### 24 Jae'Lyn Withers Season/Career Highs

Points..... 20 vs. Prairie View A&M (11/29/20),  
 at Notre Dame (2/9/22)  
 Reb. .... 13 vs. Notre Dame (2/23/21)  
 Asst. .... 3 vs. Southeastern La. (12/14/21)  
 Blocks .... 2 (four times) latest vs. Clemson (2/19/22)  
 Steals .... 3 (five times) latest vs. Miami (2/16/22)  
 FGM ..... 9 at Notre Dame (2/9/22)  
 FGA ..... 17 at Notre Dame (2/9/22)  
 3FGM .... 2 (seven times) latest vs. North Carolina (2/21/22)  
 3FGA ..... 7 vs. Furman (11/12/21)  
 FT ..... 5 vs. Seton Hall (11/27/20), at Syracuse (2/5/22)  
 FTA ..... 6 vs. Seton Hall (11/27/20), at Syracuse (2/5/22)

33 Matt Cross

F 6-7 230 So. - Tr. Beverly, Mass. (University of Miami/Fla.)

■ Has scored in double figures in seven of his last 20 games (nine total this season). He has started nine games this season, including two of the last eight. His five points at Virginia Tech with five rebounds were his first points since then.


■ Third on the team in blocked shots with 13 this season. He is 15th in blocked shots in ACC only games (0.7, 10 blocks in 13 ACC games).

■ Produced his first career double-double against North Carolina on Feb. 1 with 13 points and a career-best 15 rebounds. Cross knocked down 3-of-5 three-pointers, his sixth game this season with multiple threes. It was his ninth game in double figures.

■ Made his first start of the season against DePaul, contributing 11 points and six rebounds. He added 13 points and five rebounds vs. Southeastern Louisiana, also in the starting lineup.

■ Contributed 13 points and a season-high seven rebounds at NC State, including a three-pointer with 28 seconds remaining to break the tie game.

■ Scored eight points and grabbed five rebounds vs. Maryland, including burying a three-pointer that pulled UofL from a three-point deficit late in the game.



33 Matt Cross

Games With ...	Season	Career
Double-Figure scoring.....	9	13
5 or more rebounds .....	10	13
4 or more assists .....	0	1
A blocked shot .....	11	16
A steal .....	13	21
A three-pointer .....	15	23
20+ points .....	0	0
Above career figures include Miami		

33 Matt Cross Game-by-Game

Opponent	Date	GS	Min	FG	FGA	Pct	FG	FGA	Pct	FT	FTA	Pct	Off	Def	Tot	Avg	PF	FO	A	TO	Blk	Stl	Pts	Avg
SOUTHERN	11/09/21	25	6	10	.600	1	4	.250	2	3	.667	3	2	5	5.0	1	0	1	4	1	2	15	15.0	
FURMAN	11/12/21	11	1	2	.500	0	0	.000	2	2	1.000	1	2	3	4.0	3	0	0	0	0	0	4	9.5	
NAVY	11/15/21	15	4	4	1.000	4	4	1.000	2	3	.667	0	2	2	3.3	4	0	1	2	0	2	14	11.0	
DETROIT	11/20/21	12	1	3	.333	1	2	.500	0	0	.000	0	0	0	2.5	2	0	2	0	0	1	3	9.0	
vs. Mississippi St.	11/25/21	16	0	3	.000	0	2	.000	0	0	.000	0	1	1	2.2	0	0	0	0	0	0	0	7.2	
vs. Maryland	11/27/21	24	2	6	.333	1	3	.333	3	5	.600	3	2	5	2.7	2	0	1	0	1	1	8	7.3	
at Michigan St.	12/01/21	19	1	7	.143	0	5	.000	0	0	.000	1	1	2	2.6	0	0	0	0	1	0	2	6.6	
at NC State	12/04/21	25	3	7	.429	3	6	.500	4	4	1.000	3	4	7	3.1	1	0	0	1	2	0	13	7.4	
DEPAUL	12/10/21	* 30	5	11	.455	1	5	.200	0	1	.000	4	2	6	3.4	1	0	1	1	0	0	11	7.8	
SOUTHEASTERN LA	12/14/21	* 22	5	8	.625	1	3	.333	2	2	1.000	2	3	5	3.6	3	0	0	2	0	0	13	8.3	
at Western Ky.	12/18/21	* 30	4	9	.444	2	7	.286	0	1	.000	1	2	3	3.5	4	0	0	3	0	1	10	8.5	
WAKE FOREST	12/29/21	11	0	2	.000	0	1	.000	2	2	1.000	0	3	3	3.5	2	0	0	2	0	0	2	7.9	
at Georgia Tech	01/02/22	* 25	4	7	.571	2	5	.400	3	3	1.000	2	7	9	3.9	2	0	2	3	2	1	13	8.3	
PITTSBURGH	01/05/22	* 21	3	7	.429	1	4	.250	2	3	.667	1	1	2	3.7	4	0	0	1	1	1	9	8.4	
at Florida St.	01/08/22	* 26	2	9	.222	2	8	.250	0	0	.000	0	4	4	3.7	2	0	1	1	0	1	6	8.2	
NC STATE	01/12/22	* 15	1	2	.500	0	1	.000	0	0	.000	3	1	4	3.8	1	0	0	4	0	0	2	7.8	
at Pittsburgh	01/15/22	9	0	1	.000	0	1	.000	0	0	.000	1	0	1	3.6	3	0	0	1	0	0	0	7.4	
BOSTON COLLEGE	01/19/22	16	1	3	.333	0	1	.000	3	6	.500	0	5	5	3.7	2	0	2	2	1	0	5	7.2	
NOTRE DAME	01/22/22	17	0	0	.000	0	0	.000	0	0	.000	0	2	2	3.6	2	0	0	1	2	0	0	6.8	
at Virginia	01/24/22	30	5	14	.357	1	6	.167	0	1	.000	2	4	6	3.7	2	0	1	0	1	1	11	7.1	
DUKE	01/29/22	18	1	4	.250	1	3	.333	0	0	.000	1	3	4	3.7	1	0	0	1	0	0	3	6.9	
NORTH CAROLINA	02/01/22	* 39	5	11	.455	3	5	.600	0	0	.000	4	11	15	4.2	4	0	0	1	0	3	13	7.1	
at Syracuse	02/05/22	* 20	0	3	.000	0	3	.000	0	0	.000	1	3	4	4.2	3	0	0	1	1	1	0	6.8	
at Notre Dame	02/09/22	9	0	2	.000	0	2	.000	0	0	.000	0	2	2	4.1	0	0	0	0	0	1	0	6.5	
MIAMI (FL)	02/16/22	7	0	0	.000	0	0	.000	0	0	.000	0	0	0	4.0	0	0	0	1	0	0	0	6.3	
CLEMSON	02/19/22	DNP																						
at North Carolina	02/21/22	DNP																						
at Wake Forest	02/26/22	21	0	4	.000	0	4	.000	0	0	.000	0	4	4	4.0	3	0	0	0	0	0	0	6.0	
at Virginia Tech	03/01/22	22	2	7	.286	1	3	.333	0	0	.000	2	3	5	4.0	4	0	1	1	1	1	5	6.0	

33 Matt Cross Statistics

Year	GP	GS	Min	Avg	FG	FGA	Pct	3FG	3FGA	Pct	FT	FTA	Pct	OReb	DReb	Reb	Avg	PF	FO	Ast	TO	Blk	Stl	Pts	Avg
at Miami (Fla.)																									
2020-21	14	9	370	26.4	35	78	.449	20	50	.400	7	8	.875	15	34	49	3.5	22	0	20	21	7	11	97	6.9
at Louisville																									
2021-22	27	9	535	19.8	56	146	.384	25	88	.284	25	36	.694	35	73	108	4.0	56	0	13	33	14	17	162	6.0
Total	41	18	905	22.1	91	224	.406	45	138	.326	32	44	.727	50	107	157	3.8	78	0	33	54	21	28	259	6.3

■ Scored 14 points, making all four of his three-point attempts, to lead four Cardinals in double figures against Navy.

■ Totaled 15 points, five rebounds, two steals and a blocked shot against Southern to tie for 13th in scoring for a UofL debut. Cross suffered a dislocated ring finger on his right hand, but returned to play with the finger taped.

■ Sharp-shooting transfer who played his freshman collegiate season last year at the University of Miami (Florida).

■ In 14 games as a freshman with the Hurricanes including nine starts, Cross averaged 6.9 points, 3.5 rebounds and made 20-of-50 three-point goals (.400). Just the third freshman to start a season opener for Miami since 2004, Cross added 20 assists, 11 steals and seven blocked shots.

■ Matched a season high with 16 points against Louisville on Jan. 16, adding four rebounds and two assists while connecting on 4-of-6 three-point goals against the Cardinals.

■ Also scored 16 points against then-No. 24 Virginia Tech, making 4-of-6 threes against the Hokies with five rebounds and three assists.

■ His father Jim played basketball at Salem (Mass.) State and his brother Nick played basketball at Florida Gulf Coast.

■ Averaged 18.6 points, 10.0 rebounds and 3.0 assists per game as a senior in helping Brewster Academy in Wolfeboro, N.H. achieve a 37-3 record, a 2019-20 NEPSAC runner-up finish and a National Prep Championship title. Former UofL standout Donovan Mitchell was also a product of Brewster Academy.

■ Born Feb. 21, 2001. Major is sport administration.

33 Matt Cross Season/Career Highs at UofL

Points.....	15 vs. Southern (11/9)
Reb. ....	15 vs. North Carolina (2/1)
Asst.....	2 (three times) latest vs. Boston College (1/19)
Blocks ....	2 (three times) latest vs. Notre Dame (1/22)
Steals.....	3 vs. North Carolina (2/1)
FGM .....	6 vs. Southern (11/9)
FGA .....	14 at Virginia (1/24)
3FGM .....	4 vs. Navy (11/15)
3FGA .....	8 at Florida St. (1/8)
FT.....	4 at NC State (12/4)
FTA.....	6 vs. Boston College (1/19)

## 30 Ashton Myles-Devore

**G 6-1 165 So. - Wk. Versailles, Ky. (Woodford County HS)**

■ Saw his only action of the 2020-21 season in the closing minute against Western Kentucky and the Virginia Tech game in 2021-22.

■ Averaged 11.0 points, 4.3 rebounds and shot 41.7 percent from three-point range (45-of-108) as a senior as Woodford County posted a 17-16 record and were runner-up in the 30th District championship.

■ Had a team-high 21 points and four rebounds in the first-round district victory and received all-tournament team honors.

■ As a junior, Myles-Devore averaged 7.2 points and 2.4 rebounds while connecting on 36 percent of his three-point attempts (40-of-111) as Woodford County went 21-11 and reached the semifinals of the 11th Region tournament.

■ Myles-Devore's father Ellis Myles was the starting center on Louisville's 2004-05 NCAA Final Four team that achieved a 33-5 record. Ellis averaged 10.4 points and 9.2 rebounds as a senior that season for the Cardinals and ranks sixth in career rebound-



### 30 Ashton Myles-Devore

Games With ...	Season	Career
Double-Figure scoring.....	0	0
5 or more rebounds .....	0	0
4 or more assists .....	0	0
A blocked shot .....	1	1
A steal .....	0	0
A three-pointer .....	0	0
20+ points .....	0	0

30 Ashton Myles-Devore Game-by-Game					3-Point			Rebounds													
Opponent	Date	GS	Min	FG	FGA	Pct	FT	FTA	Pct	Off	Def	Tot	Avg	PF	FO	A	TO	Blk	Stl	Pts	Avg
at Virginia Tech	03/01/22	1	0	0	.000	0	0	.000	0	0	0	0.0	0	0	0	1	1	0	0	0.0	

### 30 Ashton Myles-Devore Statistics

Year	GP	GS	Min	Avg	FG	FGA	Pct	3FG	3FGA	Pct	FT	FTA	Pct	OReb	DReb	Reb	Avg	PF	FO	Ast	TO	Blk	Stl	Pts	Avg
2020-21	1	0	1	1.0	0	0	.000	0	0	.000	0	0	.000	0	0	0	0.0	0	0	0	1	0	0	0	0.0
2021-22	1	0	1	1.0	0	0	.000	0	0	.000	0	0	.000	0	0	0	0.0	0	0	0	1	1	0	0	0.0
TOTAL	2	0	2	1.0	0	0	.000	0	0	.000	0	0	.000	0	0	0	0.0	0	0	0	2	1	0	0	0.0

## 45 Brad Colbert

**G 6-2 185 So. - Wk. Loveland, Ohio (Andrews Osborne Academy)**


■ Walk-on guard who played in closing minutes three of the Cardinals' 2020-21 early season games and four games in 2021-22.

■ Averaged 12.1 points, 3.4 rebounds and 2.2 assists while shooting 40 percent from three-point range as a senior at the International Sports Academy at Andrews Osborne Academy in Willoughby, Ohio. He helped lead ISA to a 22-13 record in 2019-20.

■ Honored as a second-team All-Ohio, non-OHSAA selection as a senior.

■ As a junior in 2019, Colbert was a member of a Cincinnati Moeller squad that would repeat as state champions, becoming the first Division I team to go undefeated (29-0) in 24 years.

■ In Moeller's first game of its perfect season, Colbert scored 10 points in seven minutes on 3-of-4 shooting, including a pair of three-pointers, and grabbed two rebounds in an 85-42 victory



### 45 Brad Colbert

Games With ...	Season	Career
Double-Figure scoring.....	0	0
5 or more rebounds .....	0	0
4 or more assists .....	0	0
A blocked shot .....	0	0
A steal .....	0	0
A three-pointer .....	0	0
20+ points .....	0	0

45 Brad Colbert Game-by-Game										3-Point				Rebounds														
Opponent	Date	GS	Min	FG	FGA	Pct	FG	FGA	Pct	FT	FTA	Pct	Off	Def	Tot	Avg	PF	FO	A	TO	Blk	Stl	Pts	Avg				
SOUTHEASTERN LA	12/14/21	1	0	0	.000	0	0	.000	0	0	0	.000	0	0	0	0.0	0	0	0	0	0	0	0	0.0				
at Syracuse	02/05/22	2	0	1	.000	0	1	.000	0	0	0	.000	0	1	1	0.5	0	0	0	1	0	0	0	0.0				
at Wake Forest	02/26/22	2	0	1	.000	0	1	.000	0	0	0	.000	0	0	0	0.3	0	0	0	0	0	0	0	0.0				
at Virginia Tech	03/01/22	1	0	0	.000	0	0	.000	1	2	.500	0	0	0	0	0.3	0	0	0	0	0	0	1	0.3				

### 45 Brad Colbert Statistics

Year	GP	GS	Min	Avg	FG	FGA	Pct	3FG	3FGA	Pct	FT	FTA	Pct	OReb	DReb	Reb	Avg	PF	FO	Ast	TO	Blk	Stl	Pts	Avg
2020-21	3	0	6	2.0	0	0	.000	0	0	.000	0	0	.000	0	0	0	0.0	0	0	0	0	0	0	0	0.0
2021-22	4	0	6	1.6	0	2	.000	0	2	.000	1	2	.500	0	1	1	0.3	0	0	0	1	0	0	1	0.3
TOTAL	7	0	12	1.7	0	2	.000	0	2	.000	1	2	.500	0	1	1	0.1	0	0	0	1	0	0	1	0.1

ing with 998 boards while also scoring 1,045 points.

■ Born March 5, 2001 ... Major is sport administration.

### 30 Ashton Myles-Devore Season/Career Highs

Points..... none  
 Reb. .... none  
 Asst..... none  
 Blocks .... 1 at Virginia Tech (3/1/22)  
 Steals .... none  
 FGM ..... none  
 FGA ..... none  
 3FGM ..... none  
 3FGA ..... none  
 FT ..... none  
 FTA ..... none

over Bryan Station at Hillsboro High School. That season, he averaged 3.6 minutes per game while scoring 30 total points over his final 21 appearances.

■ Plans to pursue a career in finance through the UofL College of Business.

■ His father John played baseball at Ohio University.

■ Born Aug. 4, 2001 ... Major is business.

### 45 Brad Colbert Season/Career Highs

Points..... 1 at Virginia Tech (3/1/22)  
 Reb. .... 1 at Syracuse (2/5/22)  
 Asst..... none  
 Blocks .... none  
 Steals .... none  
 FGM ..... none  
 FGA ..... 1 at Syracuse (2/5/22), at Wake Forest (2/26/22)  
 3FGM ..... none  
 3FGA ..... 1 at Syracuse (2/5/22), at Wake Forest (2/26/22)  
 FT ..... 1 at Virginia Tech (3/1/22)  
 FTA ..... 2 at Virginia Tech (3/1/22)



# 2021-22 Louisville Men's Basketball Combined Team Statistics All games

Page 1/1  
as of Mar 02, 2022

## Game Records

Record	Overall	Home	Away	Neutral
ALL GAMES	12-17	8-7	2-10	2-0
CONFERENCE	6-13	4-5	2-8	0-0
NON-CONFERENCE	6-4	4-2	0-2	2-0

## Score by Periods

Team	1st	2nd	OT	TOT
Louisville	957	988	14	1959
Opponents	988	1030	29	2047

## Team Box Score

No.	Player				Total		3-Point		F-Throw		Rebounds													
		GP-GS	MIN	AVG	FG-FGA	FG%	3FG-3FGA	3FG%	FT-FTA	FT%	OFF	DEF	TOT	AVG	PF	DQ	A	TO	BLK	STL	PTS	AVG		
0	LOCKE, Noah	29-22	747:36	25.8	99-273	.363	60-175	.343	18-26	.692	12	55	67	2.3	33	0	23	29	1	13	276	9.5		
5	WILLIAMS, Malik	24-22	574:18	23.9	82-178	.461	22-72	.306	36-54	.667	41	144	185	7.7	44	1	23	34	14	30	222	9.3		
3	ELLIS, El	29-9	598:33	20.6	90-225	.400	38-105	.362	38-57	.667	5	47	52	1.8	43	0	44	41	0	11	256	8.8		
14	DAVIS, Dre	28-23	564:07	20.1	83-190	.437	11-50	.220	39-52	.750	37	49	86	3.1	59	1	24	38	14	17	216	7.7		
21	CURRY, Sydney	25-9	304:35	12.2	71-102	.696	0-0	.000	14-33	.424	32	65	97	3.9	49	0	15	24	4	2	156	6.2		
33	CROSS, Matt	27-9	532:07	19.7	56-146	.384	25-88	.284	25-36	.694	35	73	108	4.0	56	0	13	33	14	17	162	6.0		
13	WEST, Jarrod	29-23	795:46	27.4	57-154	.370	27-87	.310	26-33	.788	8	67	75	2.6	53	0	87	35	0	37	167	5.8		
24	WITHERS, Jae'Lyn	29-15	524:40	18.1	64-156	.410	15-64	.234	24-36	.667	30	102	132	4.6	56	1	16	44	12	20	167	5.8		
10	WILLIAMSON, Samuell	27-6	456:10	16.9	61-138	.442	2-13	.154	27-47	.574	27	75	102	3.8	30	0	23	30	4	11	151	5.6		
11	FAULKNER, Mason	28-6	493:49	17.6	39-106	.368	20-60	.333	33-43	.767	7	35	42	1.5	38	0	72	29	1	12	131	4.7		
20	BEARDEN, Sam	1-0	02:10	2.2	1-1	1.000	0-0	.000	1-2	.500	0	0	0	0.0	0	0	0	0	0	1	3	3.0		
12	TRAYNOR, JJ	9-1	79:15	8.8	7-18	.389	2-6	.333	0-0	.000	6	8	14	1.6	9	0	1	5	1	2	16	1.8		
4	WHEELER, Roosevelt	20-0	138:01	6.9	12-19	.632	0-0	.000	9-12	.750	11	25	36	1.8	21	0	2	4	4	5	33	1.7		
23	WIZNITZER, Gabe	5-0	31:13	6.2	1-1	1.000	0-0	.000	0-0	.000	0	4	4	0.8	7	0	1	1	1	0	2	0.4		
45	COLBERT, Brad	4-0	06:29	1.6	0-2	.000	0-2	.000	1-2	.500	0	1	1	0.3	0	0	0	1	0	0	1	0.3		
30	MYLES-DEVORE, Ashton	1-0	01:10	1.2	0-0	.000	0-0	.000	0-0	.000	0	0	0	0.0	0	0	0	1	1	0	0	0.0		
Team											32	30	62				9							
Total		29	5850		723-1709	.423	222-722	.307	291-433	.672	283	780	1063	36.7	498	3	344	358	71	178	1959	67.6		
Opponents		29	5850		732-1686	.434	230-666	.345	353-506	.698	259	777	1036	35.7	438	8	379	324	96	188	2047	70.6		

## Team Statistics

	LOU	OPP
<b>Scoring</b>	<b>1959</b>	<b>2047</b>
Points per game	67.6	70.6
Scoring margin	-3.0	-
<b>Field goals-att</b>	<b>723-1709</b>	<b>732-1686</b>
Field goal pct	.423	.434
<b>3 point fg-att</b>	<b>222-722</b>	<b>230-666</b>
3-point FG pct	.307	.345
3-pt FG made per game	7.7	7.9
<b>Free throws-att</b>	<b>291-433</b>	<b>353-506</b>
Free throw pct	.672	.698
F-Throws made per game	10.0	12.2
<b>Rebounds</b>	<b>1063</b>	<b>1036</b>
Rebounds per game	36.7	35.7
Rebounding margin	+0.9	-
<b>Assists</b>	<b>344</b>	<b>379</b>
Assists per game	11.9	13.1
<b>Turnovers</b>	<b>358</b>	<b>324</b>
Turnovers per game	12.3	11.2
Turnover margin	-1.2	-
Assist/turnover ratio	1.0	1.2
<b>Steals</b>	<b>178</b>	<b>188</b>
Steals per game	6.1	6.5
<b>Blocks</b>	<b>71</b>	<b>96</b>
Blocks per game	2.4	3.3
<b>Winning streak</b>	<b>0</b>	<b>-</b>
Home win streak	1	-
<b>Attendance</b>	<b>198782</b>	<b>138006</b>
Home games-Avg/Game	15-13252	12-11501
Neutral site-Avg/Game	-	2-1212

## Team Results

Date	Opponent		Score	Att.
11/09/2021	Southern U.	W	72-60	12643
11/12/2021	Furman	Lot	72-80	12431
11/15/2021	Navy	W	77-60	12223
11/20/2021	Detroit Mercy	W	73-67	12561
11/25/2021	vs Mississippi St.	W	72-58	1249
11/27/2021	vs Maryland	W	63-55	1175
12/01/2021	at Michigan St.	L	64-73	14797
12/04/2021	at NC State	W	73-68	13029
12/10/2021	DePaul	L	55-62	13127
12/14/2021	Southeastern La.	W	86-60	12247
12/18/2021	at Western Ky.	L	72-82	7053
12/29/2021	Wake Forest	W	73-69	14120
01/02/2022	at Georgia Tech	W	67-64	4853
01/05/2022	Pittsburgh	W	75-72	11973
01/08/2022	at Florida St.	L	70-79	9527
01/12/2022	NC State	L	63-79	11973
01/15/2022	at Pittsburgh	L	53-65	8431
01/19/2022	Boston College	W	67-54	12123
01/22/2022	Notre Dame	L	70-82	16175
01/24/2022	at Virginia	L	52-64	13076
01/29/2022	Duke	L	65-74	18493
02/01/2022	North Carolina	Lot	83-90	13386
02/05/2022	at Syracuse	L	69-92	23298
02/09/2022	at Notre Dame	L	57-63	8260
02/16/2022	Miami (FL)	L	63-70	12065
02/19/2022	Clemson	W	70-61	13242
02/21/2022	at North Carolina	L	63-70	18618
02/26/2022	at Wake Forest	L	77-99	8139
03/01/2022	at Virginia Tech	L	43-75	8925



# 2021-22 Louisville Men's Basketball Combined Team Statistics In Conference games

Page 1/1  
as of Mar 02, 2022

## Game Records

Record	Overall	Home	Away	Neutral
ALL GAMES	6-13	4-5	2-8	0-0
CONFERENCE	6-13	4-5	2-8	0-0
NON-CONFERENCE	0-0	0-0	0-0	0-0

## Score by Periods

Team	1st	2nd	OT	TOT
Louisville	589	655	9	1253
Opponents	663	711	16	1390

## Team Box Score

No.	Player				Total		3-Point		F-Throw		Rebounds											
		GP-GS	MIN	AVG	FG-FGA	FG%	3FG-3FGA	3FG%	FT-FTA	FT%	OFF	DEF	TOT	AVG	PF	DQ	A	TO	BLK	STL	PTS	AVG
3	ELLIS, El	19-9	431:58	22.7	64-163	.393	28-78	.359	27-42	.643	3	35	38	2.0	24	0	28	25	0	6	183	9.6
0	LOCKE, Noah	19-12	487:47	25.7	61-159	.384	39-103	.379	11-17	.647	8	33	41	2.2	21	0	14	14	1	10	172	9.1
5	WILLIAMS, Malik	15-14	337:56	22.5	46-106	.434	17-48	.354	18-28	.643	21	79	100	6.7	28	1	12	16	7	13	127	8.5
21	CURRY, Sydney	17-8	259:30	15.3	65-93	.699	0-0	.000	13-31	.419	29	55	84	4.9	40	0	13	21	4	2	143	8.4
14	DAVIS, Dre	18-13	365:49	20.3	55-117	.470	7-27	.259	23-33	.697	18	27	45	2.5	34	1	15	24	9	13	140	7.8
24	WITHERS, Jae'Lyn	19-7	320:36	16.9	43-107	.402	9-41	.220	15-21	.714	21	57	78	4.1	33	1	7	24	7	11	110	5.8
10	WILLIAMSON, Samuel	17-6	277:44	16.3	34-72	.472	1-9	.111	21-34	.618	15	38	53	3.1	12	0	17	14	2	6	90	5.3
13	WEST, Jarrod	19-13	502:16	26.4	33-90	.367	16-50	.320	16-18	.889	5	44	49	2.6	32	0	51	19	0	15	98	5.2
33	CROSS, Matt	17-6	327:46	19.3	27-83	.325	14-53	.264	14-19	.737	20	56	76	4.5	36	0	7	21	11	10	82	4.8
11	FAULKNER, Mason	18-6	346:38	19.3	25-74	.338	11-39	.282	20-26	.769	5	24	29	1.6	22	0	49	19	1	8	81	4.5
20	BEARDEN, Sam	1-0	02:10	2.2	1-1	1.000	0-0	.000	1-2	.500	0	0	0	0.0	0	0	0	0	0	1	3	3.0
12	TRAYNOR, JJ	6-1	67:23	11.2	6-16	.375	1-5	.200	0-0	.000	5	8	13	2.2	6	0	1	4	1	2	13	2.2
4	WHEELER, Roosevelt	12-0	67:18	5.6	3-6	.500	0-0	.000	2-4	.500	4	15	19	1.6	11	0	1	2	1	1	8	0.7
23	WIZNITZER, Gabe	3-0	23:16	7.8	1-1	1.000	0-0	.000	0-0	.000	0	4	4	1.3	5	0	1	1	0	0	2	0.7
45	COLBERT, Brad	3-0	05:41	1.9	0-2	.000	0-2	.000	1-2	.500	0	1	1	0.3	0	0	0	1	0	0	1	0.3
30	MYLES-DEVORE, Ashton	1-0	01:10	1.2	0-0	.000	0-0	.000	0-0	.000	0	0	0	0.0	0	0	0	1	1	0	0	0.0
Team											17	11	28					8				
Total		19	3825		464-1090	.426	143-455	.314	182-277	.657	171	487	658	34.6	304	3	216	214	45	98	1253	65.9
Opponents		19	3825		508-1105	.460	162-442	.367	212-306	.693	164	504	668	35.2	273	5	266	179	58	114	1390	73.2

## Team Statistics

	LOU	OPP
<b>Scoring</b>	<b>1253</b>	<b>1390</b>
Points per game	65.9	73.2
Scoring margin	-7.2	-
<b>Field goals-att</b>	<b>464-1090</b>	<b>508-1105</b>
Field goal pct	.426	.460
<b>3 point fg-att</b>	<b>143-455</b>	<b>162-442</b>
3-point FG pct	.314	.367
3-pt FG made per game	7.5	8.5
<b>Free throws-att</b>	<b>182-277</b>	<b>212-306</b>
Free throw pct	.657	.693
F-Throws made per game	9.6	11.2
<b>Rebounds</b>	<b>658</b>	<b>668</b>
Rebounds per game	34.6	35.2
Rebounding margin	-0.5	-
<b>Assists</b>	<b>216</b>	<b>266</b>
Assists per game	11.4	14.0
<b>Turnovers</b>	<b>214</b>	<b>179</b>
Turnovers per game	11.3	9.4
Turnover margin	-1.8	-
Assist/turnover ratio	1.0	1.5
<b>Steals</b>	<b>98</b>	<b>114</b>
Steals per game	5.2	6.0
<b>Blocks</b>	<b>45</b>	<b>58</b>
Blocks per game	2.4	3.1
<b>Winning streak</b>	<b>0</b>	<b>-</b>
Home win streak	1	-
<b>Attendance</b>	<b>123550</b>	<b>116156</b>
Home games-Avg/Game	9-13728	10-11616
Neutral site-Avg/Game	-	0-0

## Team Results

Date	Opponent		Score	Att.
12/04/2021	at NC State	W	73-68	13029
12/29/2021	Wake Forest	W	73-69	14120
01/02/2022	at Georgia Tech	W	67-64	4853
01/05/2022	Pittsburgh	W	75-72	11973
01/08/2022	at Florida St.	L	70-79	9527
01/12/2022	NC State	L	63-79	11973
01/15/2022	at Pittsburgh	L	53-65	8431
01/19/2022	Boston College	W	67-54	12123
01/22/2022	Notre Dame	L	70-82	16175
01/24/2022	at Virginia	L	52-64	13076
01/29/2022	Duke	L	65-74	18493
02/01/2022	North Carolina	Lot	83-90	13386
02/05/2022	at Syracuse	L	69-92	23298
02/09/2022	at Notre Dame	L	57-63	8260
02/16/2022	Miami (FL)	L	63-70	12065
02/19/2022	Clemson	W	70-61	13242
02/21/2022	at North Carolina	L	63-70	18618
02/26/2022	at Wake Forest	L	77-99	8139
03/01/2022	at Virginia Tech	L	43-75	8925

# 2021-22 Louisville Men's Basketball Game-by-Game Results/Individual Highs

## Game-by-Game Results/Individual Highs

Opponent	Date	Score	Margin	Points	Rebounds	Assists	Steals	Blocked shots
SOUTHERN	11/9/21	72-60	+12	16 Noah Locke	14 Samuel Williamson	5 Jarrod West	2 Jarrod West, 2 Matt Cross	2 Dre Davis
FURMAN	11/12/21	72-80/OT	-8	20 Noah Locke	10 Malik Williams	7 Mason Faulkner	2 Malik Williams, 2 Mason Faulkner	2 Malik Williams
NAVY	11/15/21	77-60	+17	14 Matt Cross	5 Malik Williams	5 Malik Williams 5 Mason Faulkner	4 Jarrod West	2 Malik Williams
DETROIT MERCY +	11/20/21	73-67	+6	18 Dre Davis	9 Dre Davis 9 Malik Williams	3 Malik Williams	3 Jarrod West	none
Mississippi State >	11/25/21	72-58	+14	15 Samuel Williamson	10 Malik Williams	3 Jarrod West	1 West, Withers, Ellis, Faulkner, Wheeler	none
Maryland >	11/27/21	63-55	+8	13 Malik Williams	12 Malik Williams	6 Jarrod West	4 Malik Williams	2 Jae'Lyn Withers
at Michigan State ^	12/1/21	64-73	-9	22 El Ellis	8 Malik Williams	3 Jarrod West, Noah Locke	3 Jarrod West	1 Williams, Ellis, Wheeler, Cross
at NC State *	12/4/21	73-68	+5	14 Malik Williams	11 Malik Williams	5 Jarrod West	1 Williams, Davis, Locke, Faulkner	2 Matt Cross
DEPAUL	12/10/21	55-62	-7	22 Malik Williams	8 Malik Williams, Dre Davis	4 Dre Davis	3 Malik Williams	2 Dre Davis
SE LOUISIANA	12/14/21	86-60	+26	15 Malik Williams	10 Malik Williams	5 Jarrod West	2 Williams, West, Williamson	1 Gabe Wiznitzer
at Western Kentucky	12/18/21	72-82	-10	20 Noah Locke	6 Jae'Lyn Withers	4 Jarrod West	5 Jarrod West	1 Wheeler
at Kentucky	12/22/21	postponed						
WAKE FOREST *	12/29/21	73-69	+4	17 Noah Locke	8 Samuel Williamson, Jae'Lyn Withers	5 Mason Faulkner	1 Jarrod West, Noah Locke	3 Malik Williams
at Georgia Tech *	1/2/22	67-64	+3	20 Malik Williams	11 Malik Williams	4 Jarrod West, Samuel Williamson	3 Jarrod West	2 Matt Cross
PITTSBURGH *	1/5/22	75-72	+3	18 El Ellis	8 Sydney Curry	4 Jarrod West, Mason Faulkner	1 by five players	1 Matt Cross, Sam Williamson
at Florida State *	1/8/22	70-79	-9	14 El Ellis	7 Malik Williams, Samuel Williamson	2 Mason Faulkner, Sam Williamson, Noah Locke	1 Mason Faulkner, Matt Cross, El Ellis	none
NC STATE *	1/12/22	63-79	-16	22 Sydney Curry	10 Sydney Curry	4 Mason Faulkner	2 Noah Locke	none
at Pittsburgh *	1/15/22	53-65	-12	12 Malik Williams	13 Malik Williams	2 Ellis, Williams, Williamson	1 Ellis, Williams, West, Williamson	1 R. Wheeler
BOSTON COLLEGE *	1/19/22	67-54	+13	13 Sydney Curry	8 Malik Williams	7 Sydney Curry	2 Noah Locke, Samuel Williamson	1 Malik Williams, Matt Cross
NOTRE DAME *	1/22/22	70-82	-12	14 Jarrod West	9 Jae'Lyn Withers	5 Mason Faulkner	3 Dre Davis	2 Matt Cross
at Virginia *	1/24/22	52-64	-12	14 Jarrod West	6 Malik Williams, Matt Cross	3 Jarrod West	1 Williams, Locke, Faulkner, Cross	1 Malik Williams, Matt Cross
DUKE *	1/29/22	65-74	-9	18 El Ellis	12 Malik Williams	4 Mason Faulkner	1 Malik Williams, Dre Davis	3 Dre Davis
NORTH CAROLINA *	2/1/22	83-90/OT	-7	25 El Ellis	15 Matt Cross	4 Mason Faulkner	3 Matt Cross	2 Sydney Curry, Jae'Lyn Withers
at Syracuse*	2/5/22	69-92	-23	13 Jae'Lyn Withers	10 Sydney Curry	5 Jarrod West	2 Jarrod West	1 Cross, Withers, Faulkner
at Notre Dame *	2/9/22	57-63	-6	20 Jae'Lyn Withers	6 Roosevelt Wheeler	3 Jarrod West	3 Jae'Lyn Withers	2 Dre Davis
MIAMI *	2/16/22	63-70	-7	18 Dre Davis	7 JJ Traynor, Sydney Curry	1 by six players	3 Jae'Lyn Withers	1 Jae'Lyn Withers
CLEMSON *	2/19/22	70-61	+9	15 Noah Locke	10 Jae'Lyn Withers	3 El Ellis	2 Jarrod West	2 Jae'Lyn Withers
at North Carolina *	2/21/22	63-70	-7	10 Williams, Davis, Withers	7 Jae'Lyn Withers	5 Jarrod West	2 Malik Williams	1 Dre Davis, Sam Williamson
at Wake Forest *	2/26/22	77-99	-22	28 Sydney Curry	7 Sydney Curry	3 Mason Faulkner	2 Dre Davis	1 Noah Locke
at Virginia Tech *	3/1/22	43-75	-32	18 Sydney Curry	11 Sydney Curry	4 Jarrod West	1 by five players	1 by four players
VIRGINIA *	3/5/22	Noon						
ACC Tournament +	3/8-12/22	TBA						

\* ACC game

+ Baha Mar Hoops Bahamas Championship, Louisville, Ky.

> Baha Mar Hoops Bahamas Championship, Nassau, Bahamas

^ Big Ten/ACC Challenge, East Lansing, Mich.

+ ACC Tournament, Brooklyn, N.Y.

## 2021-22 Louisville Men's Basketball Game-by-Game Team Statistics

Teams	FG-FGA	Pct	3Pt-Att	Pct	FT-FTA	Pct	O	D	Reb	PF-D	Asst	TO	Blk	Stl	1H	2H	OT	TOT
Southern LOUISVILLE	21-68	.309	8-24	.333	10-17	.588	15	25	40	19-1	9	14	3	10	31	29		60
	27-65	.415	7-28	.250	11-19	.579	18	36	54	20-0	12	19	5	9	33	39		72
Furman LOUISVILLE	24-61	.393	12-28	.429	20-26	.769	5	38	43	18-0	16	12	2	4	35	32	13	80
	25-69	.362	7-29	.241	15-19	.789	7	34	41	19-0	14	7	3	5	39	28	5	72
Navy LOUISVILLE	24-56	.429	3-21	.143	9-13	.692	12	20	32	16-0	9	19	1	6	33	27		60
	28-50	.560	10-24	.417	11-16	.688	4	23	27	18-0	18	16	4	14	45	32		77
Detroit Mercy LOUISVILLE	24-59	.407	9-25	.360	10-16	.625	11	22	33	17-1	9	13	2	10	35	32		67
	27-55	.491	8-21	.381	11-17	.647	10	27	37	17-0	12	15	0	9	42	31		73
Mississippi State LOUISVILLE	20-60	.333	1-15	.067	17-23	.739	10	28	38	19-0	7	11	6	9	25	33		58
	26-63	.413	7-22	.318	13-22	.591	15	32	47	21-0	10	15	0	5	41	31		72
Maryland LOUISVILLE	20-52	.385	4-14	.286	11-17	.647	2	23	25	20-0	10	13	5	6	27	28		55
	21-60	.350	6-27	.222	15-19	.789	17	34	51	22-0	11	17	5	9	32	31		63
Michigan State LOUISVILLE	23-49	.469	10-18	.556	17-23	.739	8	29	37	15-0	20	19	5	10	36	37		73
	25-61	.410	7-27	.259	7-11	.636	10	21	31	21-0	10	16	3	9	28	26		64
NC State LOUISVILLE	24-60	.400	8-28	.286	12-18	.667	7	23	30	16-1	10	6	3	6	29	39		68
	25-60	.417	11-28	.393	12-15	.800	14	32	46	16-0	15	13	3	4	43	30		73
DePaul LOUISVILLE	24-66	.364	6-28	.214	8-15	.533	14	36	50	11-0	8	14	8	7	26	36		62
	23-74	.311	7-33	.212	2-3	.667	16	33	49	14-0	12	15	4	6	29	26		55
Southeastern Louisiana LOUISVILLE	20-62	.323	6-33	.182	14-19	.737	13	20	33	20-1	9	16	2	5	31	29		60
	30-58	.517	7-20	.350	19-23	.826	9	31	40	21-0	12	14	1	8	42	44		86
Western Kentucky LOUISVILLE	24-48	.500	9-18	.500	25-31	.806	5	32	37	10-0	16	14	4	7	46	36		82
	27-64	.422	13-36	.361	5-7	.714	6	22	28	21-0	17	10	1	6	37	35		72
Wake Forest LOUISVILLE	24-63	.381	7-27	.259	14-18	.778	10	26	36	24-0	12	7	3	2	31	38		69
	19-48	.396	10-22	.455	25-34	.735	8	32	40	18-0	12	11	3	2	26	47		73
Georgia Tech LOUISVILLE	23-56	.411	9-24	.375	9-12	.750	6	19	25	19-1	11	9	3	8	28	36		64
	24-50	.480	5-19	.263	14-22	.636	8	26	34	12-0	15	13	4	5	31	36		67
Pittsburgh LOUISVILLE	23-52	.442	7-21	.333	19-27	.704	10	24	34	23-2	8	11	3	4	32	40		72
	24-50	.480	7-21	.333	20-30	.667	8	26	34	23-1	14	12	2	5	35	40		75
Florida State LOUISVILLE	27-59	.458	8-23	.348	17-28	.607	10	28	38	18-0	14	6	3	5	50	29		79
	24-59	.407	8-27	.296	14-20	.700	10	28	38	22-0	11	10	0	3	40	30		70
NC State LOUISVILLE	32-57	.561	12-25	.480	3-6	.500	5	23	28	19-0	15	8	5	7	35	44		79
	23-50	.460	6-14	.429	11-18	.611	9	23	32	15-0	15	14	0	5	27	36		63
Pittsburgh LOUISVILLE	24-55	.436	4-18	.222	13-19	.684	7	34	41	11-0	12	11	7	5	28	37		65
	19-57	.333	7-28	.250	8-11	.727	4	28	32	18-0	9	9	4	1	24	29		53
Boston College LOUISVILLE	19-65	.292	4-20	.200	12-22	.545	15	28	43	17-1	11	10	3	7	28	26		54
	24-52	.462	6-18	.333	13-22	.591	4	28	42	18-0	15	11	2	5	30	37		67
Notre Dame LOUISVILLE	31-49	.633	15-23	.652	5-7	.714	1	24	25	12-0	17	11	1	3	38	44		82
	28-59	.475	10-21	.476	4-6	.667	8	19	27	10-0	9	7	3	9	45	25		70
Virginia LOUISVILLE	24-51	.471	5-16	.313	11-14	.786	9	28	37	8-0	20	8	4	5	35	29		64
	21-56	.375	9-28	.321	1-3	.333	8	18	26	14-0	10	7	2	4	23	29		52
Duke LOUISVILLE	30-67	.448	6-20	.441	8-18	.444	20	27	47	13-0	16	7	3	5	40	34		74
	25-59	.424	8-22	.364	7-13	.538	10	24	34	18-0	8	9	4	2	35	30		65
North Carolina LOUISVILLE	31-71	.437	12-26	.462	16-20	.800	11	33	44	14-0	18	10	5	7	36	38	16	90
	28-70	.400	15-35	.429	12-15	.800	11	30	41	22-1	14	12	4	5	35	39	9	83
Syracuse LOUISVILLE	32-58	.552	12-23	.522	16-19	.842	7	28	35	7-0	21	13	3	9	43	49		92
	27-67	.403	10-35	.286	5-6	.833	12	21	33	15-1	19	14	3	7	26	43		69
Notre Dame LOUISVILLE	25-55	.455	5-20	.250	8-13	.615	8	30	38	7-0	13	9	0	6	35	28		63
	25-65	.385	5-30	.167	2-3	.667	11	26	37	15-0	7	9	2	6	23	34		57
Miami LOUISVILLE	28-61	.459	7-25	.280	7-9	.778	8	30	38	10-0	16	10	3	6	35	35		70
	27-63	.429	2-13	.154	7-12	.583	10	26	36	13-0	6	10	1	5	25	38		63

-- more --

# 2021-22 Louisville Men's Basketball Game-by-Game Team Statistics

Teams	FG-FGA	Pct	3Pt-Att	Pct	FT-FTA	Pct	O	D	Reb	PF-D	Asst	TO	Blk	Stl	1H	2H	OT	TOT
Clemson	25-58	.431	9-23	.391	2-4	.500	7	26	33	16-0	11	12	0	3	27	34		61
LOUISVILLE	26-57	.456	8-29	.276	10-14	.714	8	28	36	10-0	10	8	4	8	28	42		70
North Carolina	26-53	.491	7-25	.280	11-13	.846	6	26	32	10-0	12	13	3	9	36	34		70
LOUISVILLE	27-60	.450	7-28	.250	2-5	.400	9	21	30	12-0	10	13	2	8	36	27		63
Wake Forest	32-55	.582	13-27	.481	22-27	.815	6	23	29	19-0	15	10	5	3	44	55		99
LOUISVILLE	31-61	.508	3-18	.167	12-21	.571	12	20	32	23-0	6	14	1	6	36	41		77
Virginia Tech	28-60	.467	12-28	.429	7-12	.583	12	24	36	12-0	14	8	5	10	33	42		75
LOUISVILLE	17-47	.362	6-19	.316	3-7	.429	7	21	28	13-0	11	18	4	5	21	22		43

## Specialty Stats Game-by-Game (UL/Opp)

Opponent	Date	Paint	Off TO	2nd Chnc	Fast Brk	Bench	Opponent	Date	Paint	Off TO	2nd Chnc	Fast Brk	Bench
Southern	11/9/21	34/18	20/16	14/11	10/5	43/22	NC State	1/12/22	34/36	9/20	9/7	0/4	52/7
Furman	11/12/21	24/24	10/10	2/8	9/2	18/7	Pittsburgh	1/15/22	16/34	6/12	3/8	2/5	9/3
Navy	11/15/21	30/34	30/10	4/9	5/0	38/13	Boston College	1/19/22	30/30	21/8	2/10	0/2	24/12
Detroit Mercy	11/20/21	32/20	19/14	16/11	11/5	19/10	Notre Dame	1/22/22	32/26	12/6	10/3	2/3	34/15
Mississippi State	11/25/21	30/36	10/13	22/6	2/18	36/10	Virginia	1/24/22	22/26	7/13	9/7	2/6	30/14
Maryland	11/27/21	28/32	16/17	16/3	5/11	18/12	Duke	1/29/22	26/42	5/10	5/22	4/0	28/8
Michigan State	12/1/21	34/22	21/25	6/5	12/25	24/39	North Carolina	2/1/22	24/24	10/13	8/12	13/0	44/0
NC State	12/4/21	26/30	7/12	10/5	11/10	28/0	Syracuse	2/5/22	24/36	10/16	14/13	7/2	36/14
DePaul	12/10/21	30/32	18/11	14/13	12/10	5/5	Notre Dame	2/9/22	34/34	10/12	13/7	5/6	12/5
SE Louisiana	12/14/21	44/18	11/13	10/9	6/4	44/17	Miami	2/16/22	46/38	10/6	9/10	4/10	15/8
Western Kentucky	12/18/21	22/26	21/14	6/3	12/13	31/13	Clemson	2/19/22	34/32	19/15	12/7	2/5	32/36
Wake Forest	12/29/21	18/32	2/15	5/6	0/4	25/10	North Carolina	2/21/22	34/30	14/14	9/12	9/11	23/2
Georgia Tech	1/2/22	36/22	11/13	8/2	15/8	15/16	Wake Forest	2/26/22	46/34	11/19	10/13	11/15	59/16
Pittsburgh	1/5/22	28/20	11/13	13/11	4/0	35/17	Virginia Tech	3/1/22	22/32	2/28	4/13	0/8	10/26
Florida State	1/8/22	26/32	5/12	19/11	7/8	39/33							



## 2021-22 Louisville Men's Basketball Extended Season Box Score All games

Page 1/1  
as of Mar 02, 2022

## Game Records

Record	Overall	Home	Away	Neutral
ALL GAMES	12-17	8-7	2-10	2-0
CONFERENCE	6-13	4-5	2-8	0-0
NON-CONFERENCE	6-4	4-2	0-2	2-0

## Team Box Score Extended

No.	Player	Total			3-Point			F-Throw		Rebounds																	
		GP-GS	MIN	AVG	FG-FGA	FG%	3FG-3FGA	3FG%	FT-FTA	FT%	OFF	DEF	TOT	AVG	PF	DQ	A	A/G	TO	TO/G	A/TO	BLK	BLK/G	STL	STL/G	PTS	AVG
0	LOCKE, Noah	29-22	747:36	25.8	99-273	.363	60-175	.343	18-26	.692	12	55	67	2.3	33	0	23	0.79	29	1.00	0.79	1	0.03	13	0.45	276	9.5
5	WILLIAMS, Malik	24-22	574:18	23.9	82-178	.461	22-72	.306	36-54	.667	41	144	185	7.7	44	1	23	0.96	34	1.42	0.68	14	0.58	30	1.25	222	9.3
3	ELLIS, El	29-9	598:33	20.6	90-225	.400	38-105	.362	38-57	.667	5	47	52	1.8	43	0	44	1.52	41	1.41	1.07	0	0.00	11	0.38	256	8.8
14	DAVIS, Dre	28-23	564:07	20.1	83-190	.437	11-50	.220	39-52	.750	37	49	86	3.1	59	1	24	0.86	38	1.36	0.63	14	0.50	17	0.61	216	7.7
21	CURRY, Sydney	25-9	304:35	12.2	71-102	.696	0-0	.000	14-33	.424	32	65	97	3.9	49	0	15	0.60	24	0.96	0.63	4	0.16	2	0.08	156	6.2
33	CROSS, Matt	27-9	532:07	19.7	56-146	.384	25-88	.284	25-36	.694	35	73	108	4.0	56	0	13	0.48	33	1.22	0.39	14	0.52	17	0.63	162	6.0
13	WEST, Jarrod	29-23	795:46	27.4	57-154	.370	27-87	.310	26-33	.788	8	67	75	2.6	53	0	87	3.00	35	1.21	2.49	0	0.00	37	1.28	167	5.8
24	WITHERS, Jae'Lyn	29-15	524:40	18.1	64-156	.410	15-64	.234	24-36	.667	30	102	132	4.6	56	1	16	0.55	44	1.52	0.36	12	0.41	20	0.69	167	5.8
10	WILLIAMSON, Samuell	27-6	456:10	16.9	61-138	.442	2-13	.154	27-47	.574	27	75	102	3.8	30	0	23	0.85	30	1.11	0.77	4	0.15	11	0.41	151	5.6
11	FAULKNER, Mason	28-6	493:49	17.6	39-106	.368	20-60	.333	33-43	.767	7	35	42	1.5	38	0	72	2.57	29	1.04	2.48	1	0.04	12	0.43	131	4.7
20	BEARDEN, Sam	1-0	02:10	2.2	1-1	1.000	0-0	.000	1-2	.500	0	0	0	0.0	0	0	0	0.00	0	0.00	0.00	0	0.00	1	1.00	3	3.0
12	TRAYNOR, JJ	9-1	79:15	8.8	7-18	.389	2-6	.333	0-0	.000	6	8	14	1.6	9	0	1	0.11	5	0.56	0.20	1	0.11	2	0.22	16	1.8
4	WHEELER, Roosevelt	20-0	138:01	6.9	12-19	.632	0-0	.000	9-12	.750	11	25	36	1.8	21	0	2	0.10	4	0.20	0.50	4	0.20	5	0.25	33	1.7
23	WIZNITZER, Gabe	5-0	31:13	6.2	1-1	1.000	0-0	.000	0-0	.000	0	4	4	0.8	7	0	1	0.20	1	0.20	1.00	1	0.20	0	0.00	2	0.4
45	COLBERT, Brad	4-0	06:29	1.6	0-2	.000	0-2	.000	1-2	.500	0	1	1	0.3	0	0	0	0.00	1	0.25	0.00	0	0.00	0	0.00	1	0.3
30	MYLES-DEVORE, Ashton	1-0	01:10	1.2	0-0	.000	0-0	.000	0-0	.000	0	0	0	0.0	0	0	0	0.00	1	1.00	0.00	1	1.00	0	0.00	0	0.0
<b>Total</b>		<b>29</b>	<b>5850</b>		<b>723-1709</b>	<b>.423</b>	<b>222-722</b>	<b>.307</b>	<b>291-433</b>	<b>.672</b>	<b>283</b>	<b>780</b>	<b>1063</b>	<b>36.7</b>	<b>498</b>	<b>3</b>	<b>344</b>	<b>11.86</b>	<b>358</b>	<b>12.34</b>	<b>0.96</b>	<b>71</b>	<b>2.45</b>	<b>178</b>	<b>6.14</b>	<b>1959</b>	<b>67.6</b>
<b>Opponents</b>		<b>29</b>	<b>5850</b>		<b>732-1686</b>	<b>.434</b>	<b>230-666</b>	<b>.345</b>	<b>353-506</b>	<b>.698</b>	<b>259</b>	<b>777</b>	<b>1036</b>	<b>35.7</b>	<b>438</b>	<b>8</b>	<b>379</b>	<b>13.07</b>	<b>324</b>	<b>11.17</b>	<b>1.17</b>	<b>96</b>	<b>3.31</b>	<b>188</b>	<b>6.48</b>	<b>2047</b>	<b>70.6</b>

## Score by Periods

Team	1st	2nd	OT	TOT
Louisville	957	988	14	1959
Opponents	988	1030	29	2047

# 2021-22 Louisville Men's Basketball Points-Rebounds-Assists

Opponent	Date	Score		0	3	4	5	10	11	12	13	14	20	21
				LOCKE,NOAH	ELLIS,EL	WHEELER,RO	WILLIAMS,M	WILLIAMSON	FAULKNER,M	TRAYNOR,JJ	WEST,JARRO	DAVIS,DRE	BEARDEN,SA	CURRY,SYDN
Southern U.	11/09/2021	72-60	W	16-4-0	6-1-3	DNP	6-13-0	14-14-1	2-0-1	0-1-0	6-0-5	0-0-0	DNP	4-4-1
Furman	11/12/2021	72-80	Lot	20-3-0	6-3-2	DNP	3-10-2	2-0-0	6-5-7	0-0-0	10-5-2	7-1-0	DNP	0-0-0
Navy	11/15/2021	77-60	W	12-2-0	0-1-3	3-3-0	7-5-5	13-4-1	8-1-5	DNP	5-1-3	4-1-0	DNP	DNP
Detroit Mercy	11/20/2021	73-67	W	16-1-0	8-1-1	0-0-0	11-9-3	4-8-1	0-0-1	DNP	7-2-2	18-9-1	DNP	4-3-0
vs Mississippi St.	11/25/2021	72-58	W	2-3-1	5-1-2	4-3-0	8-10-0	15-6-0	7-3-1	DNP	3-3-3	12-7-2	DNP	5-3-1
vs Maryland	11/27/2021	63-55	W	12-2-1	2-1-1	4-1-0	13-12-1	4-5-1	0-0-0	DNP	9-3-6	6-4-0	DNP	0-0-0
at Michigan St.	12/01/2021	64-73	L	0-3-3	22-1-0	0-1-0	10-8-0	0-2-1	0-0-1	DNP	8-4-3	15-4-1	DNP	DNP
at NC State	12/04/2021	73-68	W	12-2-1	11-2-1	0-0-0	14-12-2	0-2-0	2-1-2	DNP	5-5-6	11-7-3	DNP	DNP
DePaul	12/10/2021	55-62	L	6-2-1	2-2-1	0-5-0	22-8-0	0-3-0	3-1-1	DNP	5-6-3	6-8-4	DNP	0-1-0
Southeastern La.	12/14/2021	86-60	W	0-2-0	13-2-0	6-1-0	15-10-0	7-3-0	12-3-3	3-0-0	8-1-5	6-6-1	DNP	0-0-0
at Western Ky.	12/18/2021	72-82	L	20-4-3	9-1-3	8-3-1	DNP	2-4-1	12-0-3	DNP	8-1-4	2-1-0	DNP	0-2-0
Wake Forest	12/29/2021	73-69	W	17-3-1	0-0-1	0-3-0	11-6-1	12-8-0	11-4-5	DNP	8-1-3	0-2-1	DNP	6-2-0
at Georgia Tech	01/02/2022	67-64	W	10-2-0	1-2-2	DNP	20-11-1	3-4-4	DNP	DNP	6-2-4	13-1-1	DNP	0-0-0
Pittsburgh	01/05/2022	75-72	W	13-4-0	18-2-0	1-2-0	4-4-1	9-5-2	3-0-4	DNP	5-5-4	5-0-2	DNP	8-8-1
at Florida St.	01/08/2022	70-79	L	6-0-2	14-3-3	DNP	4-7-1	13-7-0	12-3-3	DNP	2-1-1	3-2-0	DNP	6-6-0
NC State	01/12/2022	63-79	L	13-4-3	3-1-1	0-1-0	4-3-1	0-3-1	4-0-4	DNP	2-0-2	13-5-2	DNP	22-10-1
at Pittsburgh	01/15/2022	53-65	L	10-4-0	10-1-2	0-0-0	12-13-2	3-1-2	0-3-1	DNP	9-1-1	9-3-0	DNP	DNP
Boston College	01/19/2022	67-54	W	10-3-0	7-6-2	DNP	5-8-0	7-4-0	8-3-7	DNP	2-1-2	DNP	DNP	13-7-1
Notre Dame	01/22/2022	70-82	L	5-1-0	5-2-1	DNP	11-6-0	6-2-0	9-2-5	DNP	14-2-1	7-0-1	DNP	4-1-0
at Virginia	01/24/2022	52-64	L	3-1-1	1-1-1	2-2-0	10-6-1	0-0-1	3-1-2	DNP	14-3-3	4-1-0	DNP	2-1-0
Duke	01/29/2022	65-74	L	3-0-0	18-1-2	0-1-0	10-12-1	3-3-0	0-1-4	DNP	2-4-0	16-2-0	DNP	8-1-0
North Carolina	02/01/2022	83-90	Lot	8-3-1	25-2-2	DNP	DNP	2-1-2	5-3-4	DNP	5-3-3	3-1-0	DNP	10-6-1
at Syracuse	02/05/2022	69-92	L	11-1-1	10-1-1	DNP	DNP	10-2-3	9-0-3	DNP	3-4-5	5-3-1	DNP	8-10-3
at Notre Dame	02/09/2022	57-63	L	2-3-0	13-5-1	2-6-0	0-1-0	DNP	3-3-1	5-1-0	2-4-3	10-5-1	DNP	0-0-1
Miami (FL)	02/16/2022	63-70	L	11-2-1	17-3-1	1-1-1	DNP	DNP	0-1-0	2-7-1	2-3-1	18-6-1	DNP	3-7-0
Clemson	02/19/2022	70-61	W	15-2-2	11-1-3	DNP	12-5-1	4-2-1	2-1-0	4-3-0	3-7-2	5-0-0	DNP	7-5-1
at North Carolina	02/21/2022	63-70	L	9-1-1	7-4-3	0-0-0	10-6-0	7-3-0	5-0-0	2-1-0	3-0-5	10-4-1	DNP	0-2-0
at Wake Forest	02/26/2022	77-99	L	14-2-0	3-1-0	2-2-0	0-0-0	7-5-0	5-1-3	0-0-0	5-2-1	8-3-1	3-0-0	28-7-1
at Virginia Tech	03/01/2022	43-75	L	0-3-0	9-0-1	0-1-0	DNP	4-1-1	0-2-1	0-1-0	6-1-4	0-0-0	DNP	18-11-3

Opponent	Date	Score		23	24	30	33	45
				WIZNITZER,	WITHERS,JA	MYLES-DEVO	CROSS,MATT	COLBERT,BR
Southern U.	11/09/2021	72-60	W	DNP	3-8-0	DNP	15-5-1	DNP
Furman	11/12/2021	72-80	Lot	DNP	14-9-1	DNP	4-3-0	DNP
Navy	11/15/2021	77-60	W	DNP	11-3-0	DNP	14-2-1	DNP
Detroit Mercy	11/20/2021	73-67	W	DNP	2-3-1	DNP	3-0-2	DNP
vs Mississippi St.	11/25/2021	72-58	W	DNP	11-3-0	DNP	0-1-0	DNP
vs Maryland	11/27/2021	63-55	W	DNP	5-11-0	DNP	8-5-1	DNP
at Michigan St.	12/01/2021	64-73	L	0-0-0	7-2-1	DNP	2-2-0	DNP
at NC State	12/04/2021	73-68	W	2-1-0	3-5-0	DNP	13-7-0	DNP
DePaul	12/10/2021	55-62	L	DNP	0-3-1	DNP	11-6-1	DNP
Southeastern La.	12/14/2021	86-60	W	0-0-0	3-6-3	DNP	13-5-0	0-0-0
at Western Ky.	12/18/2021	72-82	L	DNP	1-6-2	DNP	10-3-0	DNP
Wake Forest	12/29/2021	73-69	W	DNP	6-8-0	DNP	2-3-0	DNP
at Georgia Tech	01/02/2022	67-64	W	DNP	1-2-1	DNP	13-8-2	DNP
Pittsburgh	01/05/2022	75-72	W	DNP	0-1-0	DNP	9-2-0	DNP
at Florida St.	01/08/2022	70-79	L	DNP	4-4-0	DNP	6-4-1	DNP
NC State	01/12/2022	63-79	L	DNP	0-0-0	DNP	2-4-0	DNP
at Pittsburgh	01/15/2022	53-65	L	DNP	0-2-1	DNP	0-1-0	DNP
Boston College	01/19/2022	67-54	W	DNP	10-5-1	DNP	5-5-2	DNP
Notre Dame	01/22/2022	70-82	L	DNP	9-9-1	DNP	0-2-0	DNP
at Virginia	01/24/2022	52-64	L	DNP	2-2-0	DNP	11-6-1	DNP
Duke	01/29/2022	65-74	L	DNP	2-3-1	DNP	3-4-0	DNP
North Carolina	02/01/2022	83-90	Lot	0-3-1	12-2-0	DNP	13-15-0	DNP
at Syracuse	02/05/2022	69-92	L	0-0-0	13-5-2	DNP	0-4-0	0-1-0
at Notre Dame	02/09/2022	57-63	L	DNP	20-5-0	DNP	0-2-0	DNP
Miami (FL)	02/16/2022	63-70	L	DNP	9-6-0	DNP	0-0-0	DNP
Clemson	02/19/2022	70-61	W	DNP	7-10-0	DNP	DNP	DNP
at North Carolina	02/21/2022	63-70	L	DNP	10-7-0	DNP	DNP	DNP
at Wake Forest	02/26/2022	77-99	L	DNP	2-1-0	DNP	0-4-0	0-0-0
at Virginia Tech	03/01/2022	43-75	L	DNP	0-1-0	0-0-0	5-5-1	1-0-0

## 2021-22 Louisville Men's Basketball Team Superlatives

Louisville High	Louisville Low	Statistical Category	Opponent High	Opponent Low
86 vs. SE Louisiana (12/14)	43 vs. Virginia Tech (3/1)	Points	99 by Wake Forest (2/26)	54 by Boston College (1/19)
45 vs. Navy, Notre Dame (1/22)	21 vs. Virginia Tech (3/1)	First Half Points	50 by Florida State (1/8)	25 by Miss.St. (11/25)
47 vs. Wake Forest (12/29)	22 vs. Virginia Tech (3/1)	Second Half Points	55 by Wake Forest (2/26)	26 by Boston College (1/19)
31 vs. Wake Forest (2/26)	17 vs. Virginia Tech (3/1)	Field Goals	32 3 times; latest vs. WFU (2/26)	19 by Boston College (1/19)
74 vs. DePaul (12/10)	47 vs. Virginia Tech (3/1)	Field Goal Attempts	71 by North Carolina (2/1)	48 by Western Ky. (12/18)
.560 vs. Navy (11/15)	.311 vs. DePaul (12/10)	FG Percentage	.633 by Notre Dame (1/22)	.292 by Boston College (1/19)
15 vs. North Carolina (2/1)	2 vs. Miami (2/16)	3-Point Field Goals	15 by Notre Dame (1/22)	1 by Mississippi St. (11/25)
36 vs. Western Ky. (12/18)	13 vs. Miami (2/16)	3-Point Field Goal Att.	33 by SE Louisiana (12/14)	14 by Maryland (11/27)
.476 vs. Notre Dame (1/22)	.154 vs. Miami (2/16)	3-Point FG Percentage	.652 by Notre Dame (1/22)	.067 by Miss. St. (11/25)
25 vs. Wake Forest (12/29)	1 vs. Virginia (1/24)	Free Throws	25 by Western Ky. (12/18)	2 by Clemson (2/19)
34 vs. Wake Forest (12/29)	3 vs. DePaul, Virginia, ND (2/9)	Free Throw Attempts	31 by Western Ky. (12/18)	4 by Clemson (2/19)
.833 vs. Syracuse (2/5)	.333 vs. Virginia (1/24)	Free Throw Percentage	.846 by North Carolina (2/21)	.444 by Duke (1/29)
18 vs. Southern (11/9)	4 three times	Offensive Rebounds	20 by Duke (1/29)	1 by Notre Dame (1/22)
	latest vs. Boston College (1/19)			
38 vs. Boston College (1/19)	18 vs. Virginia (1/24)	Defensive Rebounds	38 by Furman (11/12)	19 by Georgia Tech (1/2)
54 vs. Southern (11/9)	26 vs. Virginia (1/24)	Total Rebounds	50 by DePaul (12/10)	25 three times
				latest: by Notre Dame (1/22)
23 vs. Pitt (1/5), WF (2/26)	10 vs. ND (1/22), Clemson	Fouls	24 by Wake Forest (12/29)	7 by Syracuse (2/5), ND (2/9)
19 vs. Syracuse (2/5)	6 vs. Miami, WF (2/26)	Assists	21 by Syracuse (2/5)	7 by Mississippi St. (11/25)
19 vs. Southern (11/9)	7 three times	Turnovers	19 by Navy (11/15)	6 by NC State (12/4)
	latest vs. Virginia (1/24)		by Michigan State (12/1)	by Florida State (1/8)
5 vs. Southern (11/9)	0 four times	Blocked Shots	8 by DePaul (12/10)	0 by Notre Dame (2/9)
vs. Maryland (11/27)	latest vs. NC State (1/12)			by Clemson (2/19)
14 vs. Navy (11/15)	2 vs. Wake Forest (12/29)	Steals	10 three times	2 by Wake Forest (12/29)
	vs. Duke (1/29)		latest by Michigan State (12/1)	

## 2021-22 Louisville Men's Basketball Individual Superlatives

	Louisville	Opponent
Points	28 by Sydney Curry vs. Wake Forest (2/26)	33 by David Jones, DePaul (12/10)
Field Goals Made	13 by Sydney Curry vs. Wake Forest (2/26)	15 by David Jones, DePaul (12/10)
Field Goals Attempted	21 by El Ellis vs. North Carolina (2/1)	25 by Antoine Davis, Detroit Mercy (11/20)
Highest FG Pct. (min. 5 made)	100 (6-6) by Sydney Curry vs. Boston College (1/19)	.875 (7-8) by Matthew Cleveland, Florida St. (1/8)
3-Point Field Goals Made	5 by Noah Locke vs. Wake Forest (12/29)	6 by Antoine Davis, Detroit Mercy (11/20)
	by El Ellis vs. North Carolina (2/1)	by Terquavion Smith, NC State (1/12)
3-Point Field Goals Attempted	13 by Noah Locke vs. Western Kentucky (12/18)	14 by Antoine Davis, Detroit Mercy (11/20)
3-Point FG Pct. (min. 3 made)	100 (4-4) by Matt Cross vs. Navy (11/15)	100 five times
	(4-4) by Jarrod West vs. Notre Dame (1/22)	latest (4-4) by Dallas Walton, Wake Forest (2/26)
Free Throws Made	7 by Mason Faulkner vs. Florida State (1/8)	13 by Mike Bothwell, Furman (11/12)
		by Jake LaRavia, Wake Forest (2/26)
Free Throws Attempted	8 by Mason Faulkner vs. Florida State (1/8)	15 by Mike Bothwell, Furman (11/12)
Free Throw Pct. (min. 8 made)	none	100 (9-9) by Jamarius Burton, Pittsburgh (1/5)
Offensive Rebounds	5 by Dre Davis vs. NC State (12/4)	8 by Damien Sears, Southern (11/9)
Defensive Rebounds	11 by Malik Williams vs. Pittsburgh (1/15)	16 by Armando Bacot, North Carolina (2/1)
	by Matt Cross vs. North Carolina (2/1)	
Total Rebounds	15 by Matt Cross vs. North Carolina (2/1)	22 by Armando Bacot, North Carolina (2/1)
Turnovers	5 by Dre Davis vs. Notre Dame (2/9)	7 vs. Caleb Love, North Carolina (2/21)
	by Sydney Curry vs. Virginia Tech (3/1)	
Assists	7 by Mason Faulkner vs. Furman (11/12), Boston College (1/19)	11 by Reece Beekman, Virginia (1/24)
Blocked Shots	3 by Malik Williams vs. Wake Forest (12/29)	8 by Nick Ongenda, DePaul (12/10)
	by Dre Davis vs. Duke (1/29)	
Steals	5 by Jarrod West vs. Western Kentucky (12/18)	5 by Madut Akec, Detroit Mercy (11/20)
Minutes Played (regulation game)	37 by Jarrod West vs. Georgia Tech (1/2)	40 three times; latest by Caleb Love, North Carolina (2/21)
Minutes Played (overtime game)	39 by Matt Cross vs. North Carolina (2/1)	43 by L. Black & RJ Davis, North Carolina (2/1)

# 2021-22 Louisville Men's Basketball Miscellaneous Statistics

## Louisville's Record When the Cardinals ...

Lead at halftime .....	11-3
Trail at halftime .....	1-13
Are tied at halftime .....	0-1
Shoot better from the field than opponent .....	11-0
Shoot worse from the field than opponent .....	1-17
Shoot 50 percent or better from the field .....	2-1
Shoot below 50 percent from the field .....	10-16
Opp. shoots 50 pct. or better from the field .....	0-5
Opp. shoots below 50 pct. from the field .....	12-12
Make 7 or fewer three-point goals .....	8-11
Make more than 7 three-point goals .....	4-6
Attempt 20 or fewer three-point goals .....	2-4
Attempt more than 20 three-point goals .....	10-13
Shoot more free throws than their opp. ....	9-2
Opponent shoots more free throws .....	2-15
Outrebound their opponent .....	9-3
Are outrebounded by their opponent .....	2-13
Bench outscores the opponent bench .....	10-14
Opponent bench outscores their bench .....	2-2
Commit fewer turnovers than their opp. ....	3-5
Commit more turnovers than their opp. ....	9-9
Commit same number of turnover as opp. ....	0-3
Commit 15 or fewer turnovers .....	8-15
Commit more than 15 turnovers .....	4-2
Lead with 5:00 Remaining .....	11-2
Trail with 5:00 Remaining .....	1-14
Tied with 5:00 Remaining .....	0-1
1-3 point margins .....	2-0
4-5 point margins .....	2-0
6-10 point margins .....	3-10
11-19 point margins .....	4-4
20 or more point margins .....	1-3
Overtime games .....	0-2
Vs. Top 25 teams .....	0-2
Home games .....	8-7
Away games .....	2-10
Neutral games .....	2-0
Score 59 or fewer points .....	0-5
Score 60-69 points .....	3-6
Score 70-79 points .....	8-5
Score 80-89 points .....	1-1
Score 90 or more points .....	0-0
Allow 59 or fewer points .....	3-0
Allow 60-69 points .....	8-4
Allow 70-79 points .....	1-7
Allow 80 or more points .....	0-6

## Double-Doubles

Williams .....	6	Curry .....	2
Cross .....	1	Williamson .....	1

## Points Off Turnovers

Louisville .....	358	Opponents .....	400
------------------	-----	-----------------	-----

## Bench Scoring

Louisville .....	826 (28.5)	Opp .....	390 (13.4)
------------------	------------	-----------	------------

## Rebounding Advantage

Louisville .....	12	Opponents .....	15
------------------	----	-----------------	----

## Attendance

Home .....	198,782	(13,252 avg.)
Away .....	138,006	(11,501 avg.)
Neutral .....	2,424	(1,212 avg.)
Total .....	339,212	(11,697 avg.)

## Double-Figure Scoring Games

Locke .....	17
Williams .....	14
Ellis .....	12
Davis .....	10
Cross .....	9
Withers .....	8
Williamson .....	6
Curry .....	5
Faulkner .....	4
West .....	3

## Games Leading UofL in Scoring

Williams .....	7
Ellis .....	5
Locke .....	5
Curry .....	4
Davis .....	3
Withers .....	3
West .....	2
Cross .....	1
Williamson .....	1

## Games Leading UofL in Rebounding

Williams .....	15
Curry .....	6
Withers .....	5
Williamson .....	3
Cross .....	2
Davis .....	2
Traynor .....	1
Wheeler .....	1

## Games Leading UofL in Assists

West .....	15
Faulkner .....	11
Ellis .....	4
Williams .....	3
Davis .....	2
Locke .....	2
Williamson .....	2
Traynor .....	1
Wheeler .....	1

## Scored Louisville's First Points

Who .....	
Withers .....	7
Williams .....	6
Curry .....	4
Locke .....	4
Ellis .....	2
Cross .....	2
Davis .....	1
Faulkner .....	1
West .....	1
Williamson .....	1

## How

Layup .....	16
3-Pointer .....	6
Jumper .....	3
Dunk .....	2
Free Throw .....	2

## Dunks 44

Davis .....	11
Withers .....	9
Curry .....	7
Williamson .....	7
Wheeler .....	5
Williams .....	3
Traynor .....	2

## Jump Balls Controlled

Louisville .....	12	(Curry 6, Withers 3, Williams 2, Traynor 1)
Opponents .....	17	

## Starting Lineups

W-L	Forward	Forward	Center	Guard	Guard
5-2	Davis	Withers	Williams	West	Locke
2-1	Cross	Williamson	Williams	West	Locke
1-0	Davis	Withers	Curry	West	Locke
1-0	Davis	Williamson	Williams	West	Locke
1-0	Faulkner	Curry	Williams	Ellis	Locke
1-1	Davis	Cross	Williams	West	Locke
1-2	Davis	Withers	Williams	West	Ellis
0-1	Davis	Cross	Withers	West	Locke
0-1	Cross	Williamson	Williams	West	Ellis
0-1	Locke	Williamson	Williams	West	Ellis
0-1	Davis	Traynor	Withers	West	Ellis
0-2	Davis	Withers	Curry	West	Ellis
0-2	Cross	Davis	Curry	Faulkner	Locke
0-3	Davis	Williams	Curry	Faulkner	Locke

## Scoring Summary by Periods

	1st Half	2nd Half	OT	Total
Louisville .....	957	988	14	1959
Opponents .....	988	1030	29	2047

## Leads and Deficits

UL's Biggest Halftime Lead .....	16 (41-25) vs. Mississippi St. (11/25)
UL's Biggest Halftime Lead Blown .....	14 (43-29) vs. NC State (12/4)
UL's Biggest Halftime Deficit Overcome .....	12 (23-35) vs. Notre Dame (2/9)
UL's Biggest 2nd Half Lead .....	35 (78-43) vs. SE Louisiana (12/14)
UL's Biggest 2nd Half Lead Blown .....	14 (49-35) vs. Detroit Mercy (11/20)
	(43-29) vs. NC State (12/4)
UL's Biggest 2nd Half Deficit .....	32 five times
	latest (43-75) vs. Virginia Tech (3/1)
UL's Biggest 2nd Half Deficit Overcome .....	14 (23-37) vs. Notre Dame (2/9)
UL's Biggest Overall Lead .....	35 (78-43) vs. SE Louisiana (12/14)
UL's Biggest Lead Blown .....	15 (41-26) vs. NC State (12/4)
UL's Biggest Overall Deficit .....	32 five times
	latest (43-75) vs. Virginia Tech (3/1)
UL's Biggest Deficit Overcome .....	14 (23-37) vs. Notre Dame (2/9)

## Home, Road and Half Statistics

Halftime Leads .....	UL 14, Opp 14, Tied 1
FG% in KFC Yum! Center .....	437 (384-879)
FG% Away from Home .....	408 (339-830)
3 Pt FG% in KFC Yum! Center .....	337 (118-350)
3 Pt FG% Away from Home .....	266 (99-372)
FT% in KFC Yum! Center .....	682 (178-261)
FT% Away from Home .....	657 (113-172)
Scoring Average	
in KFC Yum! Center .....	70.9 (1064 pts.)
Scoring Avg. on the Road .....	63.9 (895 pts.)
Opp. Scoring Average	
in KFC Yum! Center .....	69.3 (1040 pts.)
Opp. Scoring Average on the Road .....	71.9 (1007 pts.)
Most 1st Half Points .....	45 vs. Navy (11/15), Notre Dame (1/22)
Most 2nd Half Points .....	47 vs. Wake Forest (12/29)
Fewest 1st Half Points .....	21 vs. Virginia Tech (3/1)
Fewest 2nd Half Points .....	22 vs. Virginia Tech (3/1)
Largest Halftime Lead .....	16 vs. Mississippi State (11/25)
Largest Halftime Deficit .....	17 vs. Syracuse (2/5)

## Charges Taken 17

Faulkner .....	5
Withers .....	5
West .....	4
Ellis .....	3
Davis .....	1
Williams .....	1

2021-22 Box Scores

Louisville 94, Kentucky State 45
Oct. 29, 2021 -- KFC YUM! CENTER (exhibition)

Louisville 94
Player min FG 3FG FT Reb Ast TO BL ST PF TP
Davis f 21 3-5 1-2 3-4 2 0 1 0 1 0 10
Withers f 20 4-7 2-3 4-4 15 0 2 0 1 1 14
Williams c 16 3-7 2-3 1-2 9 1 0 0 1 1 9
Locke g 23 4-10 2-6 5-8 1 1 2 0 1 2 15
West g 19 1-5 1-4 2-2 2 4 2 0 2 2 5
Williamson 21 6-12 0-1 1-3 10 2 2 1 1 1 13
Faulkner 11 0-1 0-1 0-0 1 2 1 0 0 1 0
Curry 12 2-2 0-0 1-2 7 0 1 0 2 1 5
Ellis 21 4-6 1-3 3-5 1 1 2 0 0 0 12
Cross 13 1-4 1-2 1-2 3 1 3 3 2 1 4
Traynor 10 2-2 0-0 1-2 2 0 0 0 1 2 5
Wheeler 3 0-0 0-0 0-0 0 0 1 0 0 0 0
Colbert 4 0-3 0-3 0-0 0 0 0 0 0 0 0
Bearden 2 1-2 0-0 0-0 2 0 0 0 0 2 2
Schultz 2 0-1 0-0 0-0 1 0 0 0 0 0 0
Myles-Devore 2 0-0 0-0 0-0 0 0 0 0 0 0 0
Team 6
Totals 200 31-67 10-28 22-34 62 12 17 4 12 14 94

Total FG% 1st H: 11-32 34.4% 2nd H: 20-35 57.1% Game: 46.3%
3-Pt. FG% 1st H: 6-15 40.0% 2nd H: 4-13 30.8% Game: 35.7%
FThrow % 1st H: 16-23 69.6% 2nd H: 6-11 54.5% Game: 64.7%

Kentucky State 45
Player min FG 3FG FT Reb Ast TO BL ST PF TP
Andrews f 25 5-12 2-6 1-2 4 0 0 2 0 1 13
Brooks f 15 1-2 0-0 0-0 4 0 1 0 0 3 2
Johnson g 11 0-1 0-1 0-1 2 0 3 1 0 1 0
Murrell g 17 0-3 0-2 0-0 1 2 4 0 1 0 0
Kong g 31 1-7 0-4 0-0 2 1 4 4 1 2 2
Gadson 14 0-2 0-0 0-0 2 2 1 0 2 0 0
McCloud 24 4-12 0-3 2-5 3 0 2 0 2 2 10
Bennett 4 0-1 0-0 0-0 2 0 0 0 0 2 0
Jacobs 14 3-9 2-5 1-2 2 0 0 0 3 0 9
Lockhart 8 1-2 0-1 0-0 3 0 2 0 0 3 2
Cross 9 1-1 1-1 0-0 0 0 1 0 0 2 3
Foucart 9 2-6 0-3 0-0 1 0 0 0 1 0 4
Dioum 8 0-2 0-2 0-0 1 0 1 0 0 1 0
Wilkinson 8 0-1 0-1 0-0 1 1 0 0 0 0 0
Majak 3 0-1 0-1 0-0 0 0 0 1 0 2 0
Team 0
Totals 200 18-62 5-30 4-10 28 6 19 8 10 19 45

Total FG% 1st H: 5-26 19.2% 2nd H: 13-36 36.1% Game: 29.0%
3-Pt. FG% 1st H: 1-11 9.1% 2nd H: 4-19 21.1% Game: 16.7%
F Throw % 1st H: 1-4 25.0% 2nd H: 3-6 50.0% Game: 40.0%

Score by Periods 1st 2nd Total Attendance: 13,023
Kentucky State 12 33 45 Ties: 0
Louisville 44 50 94 Lead Changes: 0

Louisville 103, West Georgia 51
November 3, 2021 -- KFC YUM! CENTER (exhibition)

Louisville 103
Player min FG 3FG FT Reb Ast TO BL ST PF TP
Williams 13 5-9 0-0 0-0 6 0 0 0 1 10
Davis 19 6-9 1-3 2-2 4 3 1 1 0 1 15
Withers 18 2-5 0-0 2-2 3 2 1 1 1 6
Locke 24 4-11 2-6 3-4 5 2 1 0 0 13
Ellis 25 1-1 1-1 2-2 1 1 5 0 0 4 5
Williams 20 2-5 1-2 0-0 2 5 2 2 0 4 5
Curry 20 6-8 0-1 3-4 1 2 2 2 0 3 15
Cross 14 3-3 0-0 1-3 7 0 0 0 0 7
Traynor 18 4-7 4-6 0-0 3 3 0 1 1 1 12
Colbert 12 1-1 1-1 2-2 2 1 1 0 0 1 4
Wheeler 5 1-2 1-2 0-0 0 0 0 0 0 1 3
Bearden 9 4-4 0-0 0-0 6 0 0 0 0 0 8
Schultz 1 0-1 0-0 0-0 0 0 0 0 0 0 0
Myles-Devore 1 0-1 0-0 0-0 0 0 0 0 0 0 0
Team 1
Totals 200 39-68 11-23 14-19 46 23 8 5 8 15 103

Total FG% 1st H: 19-31 61.3% 2nd H: 20-37 54.1% Game: 57.4%
3-Pt. FG% 1st H: 6-13 46.2% 2nd H: 5-10 50.0% Game: 47.8%
FThrow % 1st H: 10-13 76.9% 2nd H: 4-6 66.7% Game: 73.7%

West Georgia 51
Player min FG 3FG FT Reb Ast TO BL ST PF TP
Brown-Carter 20 2-10 2-8 0-0 2 1 2 0 0 4 6
Sasser 23 5-7 0-0 4-4 6 0 2 0 1 2 14
Jones 26 0-6 0-3 2-2 2 2 1 0 1 0 2
Zabetakis 25 4-10 1-4 0-0 1 2 3 0 1 1 9
Barnes 29 2-5 0-1 0-0 4 2 2 0 0 3 4
Nhial 17 1-4 0-2 3-3 1 1 0 0 0 3 5
Heard 18 2-6 1-3 0-0 0 0 1 0 0 3 5
McElroy 11 1-4 1-1 0-1 1 0 2 0 1 0 3
Gini 2 0-1 0-1 0-0 1 0 0 0 0 0 0
Robinson 7 0-0 0-0 0-0 3 1 0 0 0 1 0
Fisher 14 0-3 0-2 1-2 1 0 2 0 0 0 1
Beaty 7 1-3 0-1 0-1 4 0 0 0 0 0 2
Craffon 1 0-1 0-0 0-0 1 0 0 0 0 0 0
Team 1
Totals 200 18-60 5-26 10-13 28 9 15 0 4 17 51

Total FG% 1st H: 9-30 30.0% 2nd H: 9-30 30.0% Game: 30.0%
3-Pt. FG% 1st H: 4-16 25.0% 2nd H: 1-10 10.0% Game: 19.2%
FThrow % 1st H: 6-7 85.7% 2nd H: 4-6 66.7% Game: 76.9%

Score by Periods 1st 2nd Total Attendance: 12,477
West Georgia 28 23 51 Ties: 4
Louisville 54 49 103 Lead Changes: 4

Louisville 72, Southern 60
Nov. 9, 2021 -- KFC YUM! CENTER

Louisville 72
Player min FG 3FG FT Reb Ast TO BL ST PF TP
Davis 12 0-3 0-1 0-0 0 0 1 2 1 2 0
Curry 14 2-2 0-0 0-0 4 1 1 0 0 3 4
Withers 12 1-2 1-2 0-0 8 0 3 1 1 4 3
Locke 25 5-13 3-9 3-4 4 0 2 0 1 0 16
West 30 2-7 1-6 1-2 0 5 2 0 2 4 6
Williamson 27 6-12 1-2 1-3 14 1 1 0 0 1 14
Williams 25 2-4 0-1 2-4 13 0 2 1 1 2 6
Faulkner 10 1-2 0-0 0-0 0 1 2 0 0 1 2
Cross 26 6-10 1-4 2-3 5 1 4 1 2 1 15
Ellis 17 2-9 0-3 2-3 1 3 1 0 1 1 6
Traynor 2 0-1 0-0 0-0 1 0 0 0 0 1 0
Team 4
Totals 200 27-65 7-28 11-19 54 12 19 5 9 20 72

Total FG% 1st H: 13-37 35.1% 2nd H: 14-28 50.0% Game: 41.5%
3-Pt. FG% 1st H: 4-18 22.2% 2nd H: 3-10 30.0% Game: 25.0%
FThrow % 1st H: 3-6 50.0% 2nd H: 8-13 61.5% Game: 57.9%

Southern 60
Player min FG 3FG FT Reb Ast TO BL ST PF TP
Williams, Jr. 34 2-12 2-5 0-0 3 2 0 0 2 2 6
Sears 30 1-6 0-0 0-0 14 1 2 2 2 1 2
Byrd 20 1-7 1-3 6-8 2 1 2 0 0 2 9
Saddler 24 5-14 0-1 0-1 5 4 1 0 1 4 10
Lyons 32 4-10 1-3 2-3 4 0 4 0 1 5 11
Ewing 9 0-1 0-0 0-0 4 0 0 1 1 2 0
Whitley 25 6-11 3-7 2-4 0 0 3 0 2 1 17
Rollins 12 1-3 1-3 0-0 2 0 1 0 0 0 3
Brooks 9 1-3 0-2 0-0 0 0 1 0 0 2 2
Parker 1 0-0 0-0 0-0 0 0 0 0 0 0 0
Harris 4 0-1 0-0 0-1 0 1 0 0 1 0 0
Team 6
Totals 200 21-68 8-24 10-17 40 9 14 3 10 19 60

Total FG% 1st H: 10-30 33.3% 2nd H: 11-38 28.9% Game: 30.9%
3-Pt. FG% 1st H: 5- 9 55.6% 2nd H: 3-15 20.0% Game: 33.3%
F Throw % 1st H: 6- 8 75.0% 2nd H: 4- 9 44.4% Game: 58.8%

Score by Periods 1st 2nd Total Attendance: 12,643
Southern 31 29 60 Ties: 3
Louisville 33 39 72 Lead Changes: 12

Louisville 72, Furman 80
Nov. 12, 2021 -- KFC YUM! CENTER

Louisville 72
Player min FG 3FG FT Reb Ast TO BL ST PF TP
Williams 33 1-8 0-3 1-2 10 2 1 2 2 2 3
Davis 19 2-7 0-1 3-4 1 0 0 0 0 2 7
Withers 34 6-15 2-7 0-0 9 1 1 1 1 3 14
Locke 31 8-19 4-12 0-0 3 0 3 0 0 1 20
West 30 4-6 1-2 1-2 5 2 0 0 0 2 10
Williamson 18 1-6 0-1 0-0 0 0 0 0 0 2 2
Faulkner 22 0-2 0-1 6-7 5 7 0 0 2 1 6
Curry 7 0-0 0-0 0-0 0 0 1 0 0 2 0
Ellis 15 2-4 0-2 2-2 3 2 0 0 0 0 6
Cross 11 1-2 0-0 2-2 3 0 0 0 0 3 4
Traynor 5 0-0 0-0 0-0 0 0 1 0 0 1 0
Team 2
Totals 225 25-69 7-29 15-19 41 14 7 3 5 19 72

Total FG% 1st H: 16-31 51.6% 2nd H: 7-28 25.0% Game: 36.2%
OT: 2-10 20.0%
3-Pt. FG% 1st H: 3-11 27.3% 2nd H: 3-11 27.3% Game: 24.1%
OT: 1-7 14.3%
FThrow % 1st H: 4-4 100% 2nd H: 11-15 73.3% Game: 78.9%
OT: 0-0 0.0%

Furman 80
Player min FG 3FG FT Reb Ast TO BL ST PF TP
Hien 37 7-16 2-4 2-3 8 3 1 0 0 4 18
Slawson 39 1-6 1-3 2-4 9 0 3 2 2 4 5
Bothwell 35 7-17 3-7 13-15 4 2 3 0 0 4 30
Hunter 41 6-13 5-9 0-0 8 5 2 0 0 2 17
Garrison 35 1-3 1-2 0-0 4 5 1 0 1 0 3
Pegues 10 0-0 0-0 0-0 1 1 0 0 1 0 0
Foster 21 1-4 0-2 3-4 7 0 1 0 0 1 5
Williams 2 0-1 0-1 0-0 0 0 0 0 0 0 0
Anderson 4 1-1 0-0 0-0 0 0 0 0 0 1 2
Repass 1 0-0 0-0 0-0 0 0 0 0 0 2 0
Team 1
Totals 200 24-61 12-28 20-26 43 16 12 2 4 18 80

Total FG% 1st H: 13-33 39.4% 2nd H: 8-24 33.3% Game: 39.3%
OT: 3-4 75.0%
3-Pt. FG% 1st H: 7-15 46.7% 2nd H: 5-12 41.7% Game: 42.9%
OT: 0-1 0.0%
FThrow % 1st H: 2-3 66.7% 2nd H: 11-15 73.3% Game: 76.9%
OT: 7-8 87.5%

Score by Periods 1st 2nd OT Total Attendance: 12,431
Furman 35 32 13 80 Ties: 5
Louisville 39 28 5 72 Lead Changes: 10

Louisville 77, Navy 60
Nov. 15, 2021 -- KFC YUM! CENTER

Louisville 77
Player min FG 3FG FT Reb Ast TO BL ST PF TP
Williams 24 3-5 1-3 0-0 5 5 3 2 1 2 7
Davis 18 2-6 0-2 0-0 1 0 1 1 0 2 4
Withers 26 4-4 1-1 2-2 3 0 2 0 3 1 11
Locke 22 4-10 1-5 3-3 2 0 1 0 1 0 12
West 24 2-4 1-3 0-0 1 3 0 0 4 1 5
Williamson 23 6-10 0-1 1-2 4 1 2 1 1 2 13
Faulkner 21 2-4 2-4 2-4 1 5 2 0 0 2 8
Cross 15 4-4 4-4 2-3 2 1 2 0 2 4 14
Ellis 17 0-1 0-1 0-0 1 3 3 0 1 3 0
Wheeler 10 1-2 0-0 1-2 3 0 0 0 0 2 3
Team 4
Totals 200 28-50 10-24 11-16 27 18 16 4 14 18 77

Total FG% 1st H: 17-29 58.6% 2nd H: 11-21 52.4% Game: 56.0%
3-Pt. FG% 1st H: 4-12 33.3% 2nd H: 6-12 50.0% Game: 41.7%
FThrow % 1st H: 7-9 77.8% 2nd H: 4-7 57.1% Game: 68.8%

Navy 60
Player min FG 3FG FT Reb Ast TO BL ST PF TP
Nelson 25 4-8 0-2 0-0 6 1 3 1 1 1 8
Deaver 25 4-10 1-3 3-5 7 2 4 0 0 2 12
Carter, Jr. 35 5-13 1-7 4-4 5 1 3 0 1 1 15
Yoder 27 2-8 0-4 2-2 3 3 0 0 2 2 6
Summers 26 3-5 0-0 0-2 4 2 5 0 1 1 6
Roach, Jr. 18 0-1 0-1 0-0 3 0 1 0 1 3 0
Silva 11 0-0 0-0 0-0 0 0 0 0 0 2 0
Njoku 11 4-4 0-0 0-0 0 0 2 0 0 3 8
Walker 15 2-4 1-3 0-0 0 0 0 0 0 1 5
Allison 4 0-2 0-0 0-0 2 0 0 0 0 0 0
Rehnstrom 3 0-1 0-1 0-0 0 0 0 0 0 0 0
Team 2
Totals 200 24-56 3-21 9-13 32 9 19 1 6 16 60

Total FG% 1st H: 14-25 56.0% 2nd H: 10-31 32.3% Game: 42.9%
3-Pt. FG% 1st H: 2-9 22.2% 2nd H: 1-12 8.3% Game: 14.3%
FThrow % 1st H: 3-4 75.0% 2nd H: 6-9 66.7% Game: 69.2%

Score by Periods 1st 2nd Total Attendance: 12,223
Navy 33 27 60 Ties: 1
Louisville 45 32 77 Lead Changes: 0

Louisville 73, Detroit Mercy 67
Nov. 20, 2021 -- KFC YUM! CENTER
Baha Mar Hoops Bahamas Championship

Louisville 73
Player min FG 3FG FT Reb Ast TO BL ST PF TP
Williams 28 3-4 1-1 4-6 9 3 3 0 2 1 11
Davis 24 7-14 1-6 3-5 9 1 2 0 2 4 18
Withers 21 1-4 0-2 0-0 3 1 2 0 0 3 2
Locke 27 6-9 4-6 0-0 1 0 2 0 0 2 16
West 32 1-3 1-3 4-6 2 2 1 0 3 1 7
Williamson 21 2-8 0-0 0-0 8 1 4 0 1 0 4
Curry 7 2-2 0-0 0-0 3 0 0 0 0 0 4
Cross 12 1-3 1-2 0-0 0 2 0 0 1 2 3
Ellis 21 4-8 0-1 0-0 1 1 1 0 0 3 8
Faulkner 6 0-0 0-0 0-0 0 1 0 0 0 0 0
Wheeler 1 0-0 0-0 0-0 0 0 0 0 0 1 0
Team 1
Totals 200 27-55 8-21 11-17 37 12 15 0 9 17 73

Total FG% 1st H: 18-31 58.1% 2nd H: 9-24 37.5% Game: 49.1%
3-Pt. FG% 1st H: 6-12 50.0% 2nd H: 2-9 22.2% Game: 38.1%
FThrow % 1st H: 0-2 0.0% 2nd H: 11-15 73.3% Game: 64.7%

Detroit Mercy 67
Player min FG 3FG FT Reb Ast TO BL ST PF TP
Akec 35 6-12 0-2 7-9 10 0 2 0 5 2 19
Oduru 28 2-4 0-0 0-2 7 0 2 2 0 5 4
Davis 37 10-25 6-14 1-2 1 3 4 0 1 1 27
Harvey 24 1-2 1-2 0-0 3 0 2 0 0 3 3
McAdoo 30 1-9 0-2 2-2 4 2 0 0 0 1 4
Johnson 27 4-6 2-4 0-1 5 2 3 0 2 4 10
Isiani 12 0-0 0-0 0-0 3 2 0 0 2 1 0
Shaw 7 0-1 0-1 0-0 0 0 0 0 0 0 0
Team 0
Totals 200 24-59 9-25 10-16 33 9 13 2 10 17 67

Total FG% 1st H: 13-32 40.6% 2nd H: 11-27 40.7% Game: 40.7%
3-Pt. FG% 1st H: 4-9 44.4% 2nd H: 5-16 31.3% Game: 36.0%
FThrow % 1st H: 5-8 62.5% 2nd H: 5-8 62.5% Game: 62.5%

Score by Periods 1st 2nd Total Attendance: 12,561
Navy 35 32 67 Ties: 11
Louisville 42 31 73 Lead Changes: 6

2021-22 Box Scores

Louisville 72, Mississippi State 58
Nov. 25, 2021 -- Nassau, Bahamas (Baha Mar Convention Center)
Baha Mar Hoops Bahamas Championship

Louisville 72
Player min FG 3FG FT Reb Ast TO BL ST PF TP
Totals 200 26-63 7-22 13-22 47 10 15 0 5 21 72

Total FG% 1st H: 16-39 41.0% 2nd H: 10-24 41.7% Game: 41.3%
3-Pt. FG% 1st H: 3-13 23.1% 2nd H: 4- 9 44.4% Game: 31.8%
FThrow % 1st H: 6- 8 75.0% 2nd H: 7-14 50.0% Game: 59.1%

Mississippi State 58
Player min FG 3FG FT Reb Ast TO BL ST PF TP
Totals 200 20-60 1-15 17-23 38 7 11 6 9 19 58

Total FG% 1st H: 7-28 25.0% 2nd H: 13-32 40.6% Game: 33.3%
3-Pt. FG% 1st H: 0- 5 0.0% 2nd H: 1-10 10.0% Game: 6.7%
FThrow % 1st H: 11-15 73.3% 2nd H: 6- 8 75.0% Game: 73.9%

Score by Periods 1st 2nd Total Attendance: 1,249
Mississippi State 25 33 58 Ties: 1
Louisville 41 31 72 Lead Changes: 1

Louisville 63, Maryland 55
Nov. 27, 2021 -- Nassau, Bahamas (Baha Mar Convention Center)
Baha Mar Hoops Bahamas Championship

Louisville 63
Player min FG 3FG FT Reb Ast TO BL ST PF TP
Totals 200 21-60 6-27 15-19 51 11 17 7 9 22 63

Total FG% 1st H: 11-33 33.3% 2nd H: 10-27 37.0% Game: 35.0%
3-Pt. FG% 1st H: 2-14 14.3% 2nd H: 4-13 30.8% Game: 22.2%
FThrow % 1st H: 8-11 72.7% 2nd H: 7- 8 87.5% Game: 78.9%

Maryland 55
Player min FG 3FG FT Reb Ast TO BL ST PF TP
Totals 200 20-51 4-14 11-17 25 10 13 5 6 20 55

Total FG% 1st H: 9-25 36.0% 2nd H: 11-27 40.7% Game: 38.5%
3-Pt. FG% 1st H: 1- 5 20.0% 2nd H: 3- 9 33.3% Game: 28.6%
FThrow % 1st H: 8-12 66.7% 2nd H: 3- 5 60.0% Game: 64.7%

Score by Periods 1st 2nd Total Attendance: 1,175
Maryland 27 28 55 Ties: 4
Louisville 32 31 63 Lead Changes: 4

Michigan State 73, Louisville 64
Dec. 1, 2021 -- East Lansing, MI (Breslin Center)
Big Ten/ACC Challenge

Louisville 64
Player min FG 3FG FT Reb Ast TO BL ST PF TP
Totals 200 25-61 7-27 7-11 31 10 16 3 9 21 64

Total FG% 1st H: 12-32 37.5% 2nd H: 13-29 44.8% Game: 41.0%
3-Pt. FG% 1st H: 2-12 16.7% 2nd H: 5-15 33.3% Game: 25.9%
FThrow % 1st H: 2- 2 100% 2nd H: 5- 9 55.6% Game: 63.6%

Michigan State 73
Player min FG 3FG FT Reb Ast TO BL ST PF TP
Totals 200 23-49 10-18 17-23 37 20 19 5 10 15 73

Total FG% 1st H: 13-27 48.1% 2nd H: 10-22 45.5% Game: 46.9%
3-Pt. FG% 1st H: 6-10 60.0% 2nd H: 4- 8 50.0% Game: 55.6%
FThrow % 1st H: 4- 6 66.7% 2nd H: 13-17 76.5% Game: 73.9%

Score by Periods 1st 2nd Total Attendance: 14,797
Louisville 28 36 64 Ties: 5
Michigan State 36 37 73 Lead Changes: 3

Louisville 73, NC State 68
Dec. 4, 2021 -- Raleigh, NC (PNC Arena)

Louisville 73
Player min FG 3FG FT Reb Ast TO BL ST PF TP
Totals 200 25-60 11-28 12-15 46 15 13 3 4 16 73

Total FG% 1st H: 16-32 50.0% 2nd H: 9-28 32.1% Game: 41.7%
3-Pt. FG% 1st H: 7-15 46.7% 2nd H: 4-13 30.8% Game: 39.3%
FThrow % 1st H: 4- 6 66.7% 2nd H: 8- 9 88.9% Game: 80.0%

NC State 68
Player min FG 3FG FT Reb Ast TO BL ST PF TP
Totals 200 24-60 8-28 12-18 30 10 6 3 6 16 68

Total FG% 1st H: 10-28 35.7% 2nd H: 14-32 43.8% Game: 40.0%
3-Pt. FG% 1st H: 4-15 26.7% 2nd H: 4-13 30.8% Game: 28.6%
FThrow % 1st H: 5- 6 83.3% 2nd H: 7-12 58.3% Game: 66.7%

Score by Periods 1st 2nd Total Attendance: 13,029
NC State 29 39 68 Ties: 4
Louisville 43 30 73 Lead Changes: 7

Louisville 55, DePaul 62
Dec. 10, 2021 -- KFC YUM! CENTER

Louisville 55
Player min FG 3FG FT Reb Ast TO BL ST PF TP
Totals 200 23-74 7-33 2-3 49 12 15 4 6 14 55

Total FG% 1st H: 12-36 33.3% 2nd H: 11-38 28.9% Game: 31.1%
3-Pt. FG% 1st H: 3-16 18.8% 2nd H: 4-17 23.5% Game: 21.2%
FThrow % 1st H: 2- 3 66.7% 2nd H: 0- 0 0.0% Game: 66.7%

DePaul 62
Player min FG 3FG FT Reb Ast TO BL ST PF TP
Totals 200 24-66 6-28 8-15 50 8 14 8 7 11 62

Total FG% 1st H: 10-33 30.3% 2nd H: 14-33 42.4% Game: 36.4%
3-Pt. FG% 1st H: 3-11 27.3% 2nd H: 3-17 17.6% Game: 21.4%
FThrow % 1st H: 3- 6 50.0% 2nd H: 5- 9 55.6% Game: 53.3%

Score by Periods 1st 2nd Total Attendance: 13,127
DePaul 26 36 62 Ties: 5
Louisville 29 26 55 Lead Changes: 11

Louisville 86, Southeastern Louisiana 60
Dec. 14, 2021 -- KFC YUM! CENTER

Louisville 86
Player min FG 3FG FT Reb Ast TO BL ST PF TP
Totals 200 30-58 7-20 19-23 40 12 14 1 8 21 86

Total FG% 1st H: 15-29 51.7% 2nd H: 15-29 51.7% Game: 51.7%
3-Pt. FG% 1st H: 1- 6 16.7% 2nd H: 6-14 42.9% Game: 35.0%
FThrow % 1st H: 11-14 78.6% 2nd H: 8- 9 88.9% Game: 82.6%

Southeastern Louisiana 60
Player min FG 3FG FT Reb Ast TO BL ST PF TP
Totals 200 20-62 6-33 14-19 33 9 16 2 5 20 60

Total FG% 1st H: 11-26 42.3% 2nd H: 9-36 25.0% Game: 32.3%
3-Pt. FG% 1st H: 4-16 25.0% 2nd H: 2-17 11.8% Game: 18.2%
FThrow % 1st H: 5-5 100% 2nd H: 9-14 64.3% Game: 73.7%

Score by Periods 1st 2nd Total Attendance: 12,247
Southeastern La. 31 29 60 Ties: 2
Louisville 42 44 86 Lead Changes: 2

2021-22 Box Scores

Western Kentucky 82, Louisville 72  
Dec. 18, 2021 -- Bowling Green, Ky. (Diddle Arena)

Box score for Western Kentucky vs Louisville, Dec 18, 2021. Includes player stats (min, FG, 3FG, FT, Reb, Ast, TO, BL, ST, PF, TP) and team totals. Game summary: Total FG% 1st H: 14-33 42.4%, 2nd H: 13-31 41.9%; 3-Pt. FG% 1st H: 9-19 47.4%, 2nd H: 4-17 23.5%; FThrow % 1st H: 0-0 0.0%, 2nd H: 5-7 71.4%.

Box score for Western Kentucky 82 vs Louisville 72. Includes player stats and team totals. Game summary: Total FG% 1st H: 15-27 55.6%, 2nd H: 9-21 42.9%; 3-Pt. FG% 1st H: 9-11 81.8%, 2nd H: 0-7 0.0%; FThrow % 1st H: 7-8 87.5%, 2nd H: 18-23 78.3%.

Score by Periods and Attendance for Western Kentucky vs Louisville. Attendance: 7,053. Lead Changes: 0.

Louisville 73, Wake Forest 69  
Dec. 29, 2021 -- KFC YUM! CENTER

Box score for Louisville 73 vs Wake Forest 69. Includes player stats and team totals. Game summary: Total FG% 1st H: 7-23 30.4%, 2nd H: 12-25 48.0%; 3-Pt. FG% 1st H: 4-10 40.0%, 2nd H: 6-12 50.0%; FThrow % 1st H: 8-11 72.7%, 2nd H: 17-23 73.9%.

Box score for Wake Forest 69 vs Louisville 73. Includes player stats and team totals. Game summary: Total FG% 1st H: 13-35 37.1%, 2nd H: 11-28 39.3%; 3-Pt. FG% 1st H: 3-14 21.4%, 2nd H: 4-13 30.8%; FThrow % 1st H: 2-3 66.7%, 2nd H: 12-15 80.0%.

Score by Periods and Attendance for Wake Forest vs Louisville. Attendance: 14,120. Lead Changes: 14.

Louisville 67, Georgia Tech 64  
Jan. 2, 2022 -- Atlanta, Ga. (McCamish Pavilion)

Box score for Louisville 67 vs Georgia Tech 64. Includes player stats and team totals. Game summary: Total FG% 1st H: 12-26 46.2%, 2nd H: 12-24 50.0%; 3-Pt. FG% 1st H: 4-10 40.0%, 2nd H: 1-9 11.1%; FThrow % 1st H: 3-4 75.0%, 2nd H: 11-18 61.1%.

Box score for Georgia Tech 64 vs Louisville 67. Includes player stats and team totals. Game summary: Total FG% 1st H: 11-26 42.3%, 2nd H: 12-30 40.0%; 3-Pt. FG% 1st H: 5-10 50.0%, 2nd H: 4-14 28.6%; FThrow % 1st H: 1-1 100%, 2nd H: 8-11 72.7%.

Score by Periods and Attendance for Georgia Tech vs Louisville. Attendance: 4,853. Lead Changes: 6.

Louisville 75, Pittsburgh 72  
Jan. 5, 2022 -- KFC YUM! CENTER

Box score for Louisville 75 vs Pittsburgh 72. Includes player stats and team totals. Game summary: Total FG% 1st H: 10-24 41.7%, 2nd H: 14-26 53.8%; 3-Pt. FG% 1st H: 2-10 20.0%, 2nd H: 5-11 45.5%; FThrow % 1st H: 13-18 72.2%, 2nd H: 7-12 58.3%.

Box score for Pittsburgh 72 vs Louisville 75. Includes player stats and team totals. Game summary: Total FG% 1st H: 10-25 40.0%, 2nd H: 13-27 48.1%; 3-Pt. FG% 1st H: 4-11 36.4%, 2nd H: 3-10 30.0%; FThrow % 1st H: 8-12 66.7%, 2nd H: 11-15 73.3%.

Score by Periods and Attendance for Pittsburgh vs Louisville. Attendance: 11,973. Lead Changes: 16.

Florida State 79, Louisville 70  
Jan. 8, 2022 -- Tallahassee, Fla. (Tucker Center)

Box score for Louisville 70 vs Florida State 79. Includes player stats and team totals. Game summary: Total FG% 1st H: 13-29 44.8%, 2nd H: 11-30 36.7%; 3-Pt. FG% 1st H: 5-11 45.5%, 2nd H: 3-16 18.8%; FThrow % 1st H: 9-11 81.8%, 2nd H: 5-9 55.6%.

Box score for Florida State 79 vs Louisville 70. Includes player stats and team totals. Game summary: Total FG% 1st H: 19-36 52.8%, 2nd H: 8-23 34.8%; 3-Pt. FG% 1st H: 7-16 43.8%, 2nd H: 1-7 14.3%; FThrow % 1st H: 5-7 71.4%, 2nd H: 12-21 57.1%.

Score by Periods and Attendance for Florida State vs Louisville. Attendance: 9,527. Lead Changes: 11.

NC State 79, Louisville 63  
Jan. 12, 2022 -- KFC YUM! CENTER

Box score for Louisville 63 vs NC State 79. Includes player stats and team totals. Game summary: Total FG% 1st H: 9-27 33.3%, 2nd H: 14-23 60.9%; 3-Pt. FG% 1st H: 3-8 37.5%, 2nd H: 3-6 50.0%; FThrow % 1st H: 6-9 66.7%, 2nd H: 5-9 55.6%.

Box score for NC State 79 vs Louisville 63. Includes player stats and team totals. Game summary: Total FG% 1st H: 14-30 46.7%, 2nd H: 18-27 66.7%; 3-Pt. FG% 1st H: 7-16 43.8%, 2nd H: 5-9 55.6%; FThrow % 1st H: 0-0 0.0%, 2nd H: 3-6 50.0%.

Score by Periods and Attendance for NC State vs Louisville. Attendance: 11,973. Lead Changes: 4.

# 2021-22 Box Scores

## Pittsburgh 65, Louisville 53 Jan. 15, 2022 -- Pittsburgh, Pa. (Petersen Events Center)

Louisville 53													
Player	min	FG	3FG	FT	Reb	Ast	TO	BL	ST	PF	TP		
Williams	27	4-11	2-5	2-2	13	2	2	0	1	4	12		
Williamson	15	1-4	1-3	0-0	1	2	1	0	1	0	3		
Locke	29	4-10	2-4	0-0	4	0	0	0	0	2	10		
Ellis	33	3-10	1-5	3-5	1	2	1	0	1	3	10		
West	29	4-9	1-6	0-0	1	1	0	0	1	2	9		
Faulkner	17	0-3	0-2	0-0	3	1	3	0	0	1	0		
Davis	25	3-6	0-1	3-4	3	0	1	0	0	2	9		
Cross	9	0-1	0-1	0-0	1	0	1	0	0	3	0		
Wheeler	6	0-0	0-0	0-0	0	0	0	1	0	1	0		
Withers	10	0-3	0-1	0-0	2	1	0	0	0	0	0		
Team					3								
Totals	200	19-57	7-28	8-11	32	9	9	1	4	18	53		
Total FG%	1st H:	8-25	32.0%	2nd H:	11-32	34.4%	Game:	33.3%					
3-Pt. FG%	1st H:	3-13	23.1%	2nd H:	4-15	26.7%	Game:	25.0%					
FThrow %	1st H:	5- 7	71.4%	2nd H:	3- 4	75.0%	Game:	72.7%					

Pittsburgh 65													
Player	min	FG	3FG	FT	Reb	Ast	TO	BL	ST	PF	TP		
Gueye	39	4-12	2-7	0-0	8	2	3	4	2	3	10		
Hugley	26	6-10	0-0	7-9	7	1	2	1	2	2	19		
Odukale	39	4-13	1-5	1-4	4	4	2	0	2	1	10		
Burton	40	8-13	0-1	4-4	8	4	2	0	1	2	20		
Ezeakudo	23	1-4	1-3	0-0	5	0	2	0	0	2	3		
Jeffress	9	0-1	0-1	1-2	2	1	0	0	0	0	1		
Collier	14	1-1	0-0	0-0	3	0	0	0	0	1	2		
Payton	1	0-0	0-0	0-0	0	0	0	0	0	0	0		
Santos	9	0-1	0-1	0-0	1	0	0	0	0	0	0		
Fisch	0+	0-0	0-0	0-0	0	0	0	0	0	0	0		
Amadasun	0+	0-0	0-0	0-0	0	0	0	0	0	0	0		
Team					3								
Totals	200	24-55	4-18	13-19	41	12	11	5	7	11	65		
Total FG%	1st H:	11-27	40.7%	2nd H:	13-28	46.4%	Game:	43.6%					
3-Pt. FG%	1st H:	2-11	18.2%	2nd H:	2- 7	28.6%	Game:	22.2%					
FThrow %	1st H:	4- 6	66.7%	2nd H:	9-13	69.2%	Game:	68.4%					

Score by Periods	1st	2nd	Total	Attendance: 8,431
Louisville	24	29	53	Ties: 4
Pittsburgh	28	37	65	Lead Changes: 4

## Louisville 67, Boston College 54 Jan. 19, 2022 -- KFC YUM! CENTER

Louisville 67													
Player	min	FG	3FG	FT	Reb	Ast	TO	BL	ST	PF	TP		
Williams	22	2-5	1-3	0-0	8	0	0	1	0	4	5		
Curry	24	6-6	0-0	1-3	7	1	1	0	0	3	13		
Locke	31	3-10	3-7	1-2	3	0	0	0	2	2	10		
Ellis	20	3-7	1-1	0-0	6	2	2	0	0	3	7		
Faulkner	28	2-6	1-3	3-4	3	7	1	0	0	0	8		
Cross	15	1-3	0-1	3-6	5	2	2	1	0	2	5		
West	20	1-4	0-2	0-0	1	2	1	0	0	2	2		
Williamson	17	2-5	0-0	3-4	4	0	1	0	2	1	7		
Withers	23	4-6	0-1	2-3	5	1	3	0	1	1	10		
Team					0								
Totals	200	24-52	6-18	13-22	42	15	11	2	5	18	67		
Total FG%	1st H:	11-25	44.0%	2nd H:	13-27	48.1%	Game:	46.2%					
3-Pt. FG%	1st H:	1-7	14.3%	2nd H:	5-11	45.5%	Game:	33.3%					
FThrow %	1st H:	7-14	50.0%	2nd H:	6-8	75.0%	Game:	59.1%					

Boston College 54													
Player	min	FG	3FG	FT	Reb	Ast	TO	BL	ST	PF	TP		
Bickerstaff	34	4-12	0-3	4-7	15	2	3	0	2	1	12		
Kamik	11	0-3	0-1	1-2	3	0	2	0	0	5	1		
Zackery	33	1-6	1-2	0-0	5	4	0	0	1	2	3		
Langford	33	2-12	0-0	0-2	4	2	1	0	0	1	4		
Ashton-Langford	38	8-16	3-8	3-3	5	1	2	1	2	3	22		
Post	29	4-11	0-1	3-6	7	2	1	2	0	1	11		
Galloway	17	0-5	0-5	1-2	2	0	1	0	2	3	1		
Thompson	5	0-0	0-0	0-0	0	0	0	0	0	1	0		
Team					2								
Totals	200	19-65	4-20	12-22	43	11	10	3	7	17	54		
Total FG%	1st H:	11-36	30.6%	2nd H:	8-29	27.6%	Game:	29.2%					
3-Pt. FG%	1st H:	2-11	18.2%	2nd H:	2-9	22.2%	Game:	20.0%					
FThrow %	1st H:	4-8	50.0%	2nd H:	8-14	57.1%	Game:	54.5%					

Score by Periods	1st	2nd	Total	Attendance: 12,123
Boston College	28	26	54	Ties: 6
Louisville	30	37	67	Lead Changes: 6

## Notre Dame 82, Louisville 70 Jan. 22, 2022 -- KFC YUM! CENTER

Louisville 70													
Player	min	FG	3FG	FT	Reb	Ast	TO	BL	ST	PF	TP		
Williams	21	4-10	3-6	0-0	6	0	1	0	2	1	11		
Davis	22	2-6	0-1	3-4	0	1	0	1	3	0	7		
Curry	13	2-4	0-0	0-0	1	0	0	0	0	1	4		
Locke	25	2-5	1-2	0-0	1	0	1	0	0	0	5		
Faulkner	28	4-8	1-4	0-0	2	5	1	0	1	1	9		
Williamson	14	3-4	0-0	0-0	2	0	0	0	1	2	6		
West	25	5-9	4-4	0-0	2	1	1	0	1	1	14		
Cross	17	0-0	0-0	0-0	2	0	1	2	0	2	0		
Ellis	16	2-3	1-1	0-0	2	1	1	0	0	2	5		
Withers	19	4-10	0-3	1-2	9	1	1	0	1	0	9		
Team					0								
Totals	200	28-59	10-21	4-6	27	9	7	3	9	10	70		
Total FG%	1st H:	17-33	51.5%	2nd H:	11-26	42.3%	Game:	47.5%					
3-Pt. FG%	1st H:	9-13	69.2%	2nd H:	1- 8	12.5%	Game:	47.6%					
FThrow %	1st H:	2- 2	100%	2nd H:	2- 4	50.0%	Game:	66.7%					

Notre Dame 82													
Player	min	FG	3FG	FT	Reb	Ast	TO	BL	ST	PF	TP		
Laszewski	33	3-6	1-3	0-0	6	1	2	0	1	1	7		
Atkinson, Jr.	22	6-7	0-0	1-1	5	1	1	1	0	1	13		
Wesley	26	8-13	3-4	3-5	1	2	3	0	0	3	22		
Hubb	36	4-6	3-5	1-1	5	5	1	0	1	3	12		
Goodwin	39	5-8	3-5	0-0	1	2	1	0	1	1	13		
Wertz	20	3-4	3-3	0-0	4	2	0	0	0	1	9		
Ryan	24	2-5	2-3	0-0	5	2	1	0	0	2	6		
Team					2								
Totals	200	31-49	15-23	5-7	25	17	11	1	3	12	82		
Total FG%	1st H:	15-23	65.2%	2nd H:	16-26	61.5%	Game:	63.3%					
3-Pt. FG%	1st H:	7- 9	77.8%	2nd H:	8-14	57.1%	Game:	65.2%					
FThrow %	1st H:	1- 3	33.3%	2nd H:	4- 4	100%	Game:	71.4%					

Score by Periods	1st	2nd	Total	Attendance: 16,175
Notre Dame	38	44	82	Ties: 7
Louisville	45	25	70	Lead Changes: 15

## Virginia 64, Louisville 52 Jan. 24, 2022 -- Charlottesville, Va. (John P. Jones Arena)

Louisville 52													
Player	min	FG	3FG	FT	Reb	Ast	TO	BL	ST	PF	TP		
Williams	26	4-9	2-4	0-0	6	1	1	1	1	2	10		
Davis	15	2-5	0-1	0-0	1	0	1	0	0	2	4		
Curry	9	1-1	0-0	0-0	1	0	0	0	0	2	2		
Locke	20	1-8	1-6	0-0	1	1	0	0	1	0	3		
Faulkner	26	1-4	1-2	0-0	1	2	1	0	1	2	3		
Williamson	14	0-1	0-0	0-0	0	1	0	0	0	1	0		
Cross	29	5-14	1-6	0-1	6	1	0	1	1	2	11		
West	27	5-10	4-7	0-0	3	3	0	0	0	1	14		
Ellis	19	0-1	0-1	1-2	1	1	1	0	0	0	1		
Withers	7	1-2	0-1	0-0	2	0	2	0	0	1	2		
Wheeler	8	1-1	0-0	0-0	2	0	0	0	0	1	2		
Team					2		1						
Totals	200	21-56	9-28	1-3	26	10	7	2	4	14	52		
Total FG%	1st H:	9-26	34.6%	2nd H:	12-30	40.0%	Game:	37.5%					
3-Pt. FG%	1st H:	4-15	26.7%	2nd H:	5-13	38.5%	Game:	32.1%					
FThrow %	1st H:	1- 2	50.0%	2nd H:	0- 1	0.0%	Game:	33.3%					

Virginia 64													
Player	min	FG	3FG	FT	Reb	Ast	TO	BL	ST	PF	TP		
Gardner	35	7-13	0-0	0-0	5	1	1	0	0	2	14		
Caffaro	19	2-3	0-0	5-6	7	0	1	0	0	1	9		
Clark	39	6-12	3-7	0-0	5	5	2	0	0	0	115		
Beekman	37	1-2	0-0	0-0	7	11	2	1	2	1	2		
Franklin	34	3-10	1-6	3-3	4	2	0	0	2	1	10		
Shedrick	24	4-7	0-0	3-5	6	1	1	3	0	1	11		
Stattmann	12	1-4	1-3	0-0	0	0	0	0	1	1	3		
Team					3		1						
Totals	200	24-51	5-16	11-14	37	20	8	4	5	8	64		
3-PT FG%	1st H:	13-28	46.4%	2nd H:	11-23	47.8%	Game:	47.1%					
3-PT FG%	1st H:	2- 8	25.0%	2nd H:	3- 8	37.5%	Game:	31.3%					
FTthrow %	1st H:	7- 9	77.8%	2nd H:	4- 5	80.0%	Game:	78.6%					

# 2021-22 Box Scores

## Syracuse 92, Louisville 69 Feb. 5, 2022 -- Syracuse, NY (Carrier Dome)

Louisville 69													
Player	min	FG	3FG	FT	Reb	Ast	TO	BL	ST	PF	TP		
Davis	20	2-5	1-3	0-0	3	1	0	0	1	5	5		
Curry	24	4-8	0-0	0-0	10	3	2	0	0	1	8		
Cross	20	0-3	0-3	0-0	4	0	1	1	1	3	0		
Locke	20	4-11	3-10	0-0	1	1	1	0	1	1	11		
Faulkner	25	3-8	3-6	0-0	0	3	2	1	0	2	9		
Ellis	21	4-11	2-6	0-0	1	1	2	0	1	0	10		
Williamson	15	5-9	0-1	0-0	2	3	2	0	0	1	10		
Withers	26	4-9	0-3	5-6	5	2	2	1	1	2	13		
West	23	1-2	1-2	0-0	4	5	1	0	2	0	3		
Wiznitzer	4	0-0	0-0	0-0	0	0	0	0	0	0	0		
Colbert	2	0-1	0-1	0-0	1	0	1	0	0	0	0		
Team					2								
Totals	200	27-67	10-35	5-6	33	19	14	3	7	15	69		
Total FG%	1st H:	10-30	33.3%	2nd H:	17-37	45.9%	Game:	40.3%					
3-Pt. FG%	1st H:	2-16	12.5%	2nd H:	8-19	42.1%	Game:	28.6%					
FThrow %	1st H:	4-4	100%	2nd H:	1-2	50.0%	Game:	83.3%					

Syracuse 92													
Player	min	FG	3FG	FT	Reb	Ast	TO	BL	ST	PF	TP		
Boeheim, J.	28	4-7	0-1	6-7	2	5	0	0	0	0	14		
Swider	31	4-7	3-5	0-0	5	1	1	0	1	2	11		
Edwards	26	9-11	0-0	1-1	8	3	2	2	3	1	19		
Girard III	31	5-11	3-6	2-2	3	4	3	0	2	0	15		
Boeheim, B.	34	6-13	5-9	2-2	1	5	3	0	1	2	19		
Williams	13	0-4	0-1	3-4	0	1	0	0	0	1	3		
Anselem	13	2-2	0-0	2-3	3	0	0	1	0	1	6		
Torrence	8	2-2	1-1	0-0	1	0	1	0	1	0	5		
Ajak	6	0-0	0-0	0-0	2	2	0	0	0	0	0		
Casey	5	0-0	0-0	0-0	0	0	1	0	0	0	0		
Owens	1	0-0	0-0	0-0	0	0	0	0	0	0	0		
Ruffin	1	0-0	0-0	0-0	1	0	0	0	0	0	0		
Lavalle	1	0-1	0-0	0-0	0	0	1	0	1	0	0		
Giancola	1	0-0	0-0	0-0	1	0	1	0	0	0	0		
Cordes	1	0-0	0-0	0-0	0	0	0	0	0	0	0		
Team					8								
Totals	200	32-58	12-22	16-19	35	21	13	3	9	7	92		
Total FG%	1st H:	16-29	55.2%	2nd H:	16-29	55.2%	Game:	55.2%					
3-Pt. FG%	1st H:	8-16	50.0%	2nd H:	4- 8	50.0%	Game:	52.2%					
FThrow %	1st H:	3- 3	100%	2nd H:	13-16	81.3%	Game:	84.2%					

Score by Periods				1st		2nd		Total		Attendance: 23,298			
				Louisville		26		43		Ties: 0			
				Syracuse		43		49		Lead Changes: 0			

## Notre Dame 63, Louisville 57 Feb. 9, 2022 -- South Bend, Ind. (Joyce Center)

Louisville 57													
Player	min	FG	3FG	FT	Reb	Ast	TO	BL	ST	PF	TP		
Davis	32	5-11	0-5	0-0	5	1	5	2	1	1	10		
Curry	4	0-0	0-0	0-0	0	1	2	0	0	1	0		
Withers	30	9-17	1-4	1-2	5	0	0	0	3	4	20		
Ellis	33	5-13	3-8	0-0	5	1	1	0	1	2	13		
West	32	1-5	0-2	0-0	4	3	0	0	0	1	2		
Wheeler	13	1-3	0-0	0-0	6	0	0	0	0	3	2		
Cross	9	0-2	0-2	0-0	2	0	0	0	1	0	0		
Locke	18	1-6	0-3	0-0	3	0	0	0	0	2	2		
Faulkner	15	1-3	0-2	1-1	3	1	0	0	0	1	3		
Williams	6	0-2	0-2	0-0	1	0	0	0	0	0	0		
Traynor	8	2-3	1-2	0-0	1	0	1	0	0	0	5		
Team					2								
Totals	200	25-65	5-30	2-3	37	7	9	2	6	15	57		
Total FG%	1st H:	10-30	33.3%	2nd H:	15-35	42.9%	Game:	38.5%					
3-Pt. FG%	1st H:	3-18	16.7%	2nd H:	2-12	16.7%	Game:	16.7%					
FThrow %	1st H:	0- 0	0.0%	2nd H:	2- 3	66.7%	Game:	66.7%					

Notre Dame 63													
Player	min	FG	3FG	FT	Reb	Ast	TO	BL	ST	PF	TP		
Atkinson, Jr.	38	6-12	0-0	5-7	15	0	2	0	1	2	17		
Wesley	30	5-10	1-4	0-2	5	1	2	0	2	0	11		
Hubb	37	2-8	1-6	2-2	3	5	2	0	0	0	7		
Ryan	37	3-7	1-4	0-0	4	4	0	0	2	2	7		
Goodwin	34	7-15	1-4	1-2	5	2	0	0	1	3	16		
Wertz	22	2-3	1-2	0-0	3	1	3	0	0	0	5		
Zona	2	0-0	0-0	0-0	0	0	0	0	0	0	0		
Team					3								
Totals	200	25-55	5-20	8-13	38	13	9	0	6	7	63		
Total FG%	1st H:	16-30	53.3%	2nd H:	9-25	36.0%	Game:	45.5%					
3-Pt. FG%	1st H:	3-12	25.0%	2nd H:	2- 8	25.0%	Game:	25.0%					
FThrow %	1st H:	0- 1	0.0%	2nd H:	8-12	66.7%	Game:	61.5%					

Score by Periods				1st		2nd		Total		Attendance: 8,260			
				Louisville		23		34		Ties: 3			
				Notre Dame		35		28		Lead Changes: 1			

## Miami 70, Louisville 63 Feb. 16, 2022 -- KFC YUM! CENTER

Louisville 63													
Player	min	FG	3FG	FT	Reb	Ast	TO	BL	ST	PF	TP		
Traynor	28	1-6	0-1	0-0	7	1	0	0	1	2	2		
Davis	35	7-13	0-1	4-6	6	1	0	0	0	0	18		
Withers	25	4-11	1-3	0-1	6	0	2	1	3	4	9		
Ellis	33	8-15	0-4	1-1	3	1	3	0	0	2	17		
West	28	1-5	0-1	0-0	3	1	1	0	0	0	2		
Faulkner	5	0-0	0-0	0-0	1	0	0	0	0	0	0		
Locke	21	5-9	1-3	0-0	2	1	1	0	0	0	11		
Wheeler	8	0-1	0-0	1-2	1	1	1	0	0	1	1		
Cross	7	0-0	0-0	0-0	0	0	1	0	0	0	0		
Curry	10	1-3	0-0	1-2	7	0	1	0	0	4	3		
Team					0								
Totals	200	27-63	2-13	7-12	36	6	10	1	5	13	63		
Total FG%	1st H:	11-32	34.4%	2nd H:	16-31	51.6%	Game:	42.9%					
3-Pt. FG%	1st H:	1- 6	16.7%	2nd H:	1- 7	14.3%	Game:	15.4%					
FThrow %	1st H:	2- 5	40.0%	2nd H:	5- 7	71.4%	Game:	58.3%					

Miami 70													
Player	min	FG	3FG	FT	Reb	Ast	TO	BL	ST	PF	TP		
Waardenburg	31	3-7	0-2	2-2	9	1	1	3	1	2	8		
Wong	35	5-13	2-6	3-4	8	1	2	0	0	0	15		
Moore	36	5-13	3-7	2-2	2	5	3	0	3	1	15		
Miller	32	5-6	0-1	0-0	7	2	0	0	1	1	10		
McGusty	32	6-13	2-6	0-0	3	6	2	0	1	4	14		
Walker	17	3-5	0-1	0-0	2	1	0	0	0	2	6		
Joseph	12	0-1	0-1	0-0	2	0	2	0	0	0	0		
Poplar	5	1-3	0-1	0-1	2	0	0	0	0	0	2		
Team					3								
Totals	200	28-61	7-25	7-9	38	16	10	3	6	10	70		
Total FG%	1st H:	15-33	45.5%	2nd H:	13-28	46.4%	Game:	45.9%					
3-Pt. FG%	1st H:	5-15	33.3%	2nd H:	2-10	20.0%	Game:	28.0%					
FThrow %	1st H:	0- 1	0.0%	2nd H:	7- 8	87.5%	Game:	77.8%					

Score by Periods				1st		2nd		Total		Attendance: 12,065			
				Miami		35		35		Ties: 0			
				Louisville		25		38		Lead Changes: 3			

## Louisville 70, Clemson 61 Feb. 19, 2022 -- KFC YUM! CENTER

Louisville 70													
Player	min	FG	3FG	FT	Reb	Ast	TO	BL	ST	PF	TP		
Williams	28	3-7	1-4	5-7	5	1	2	0	2	1	12		
Davis	8	2-4	0-2	1-1	0	0	1	0	0	3	5		
Withers	30	3-8	1-4	0-0	10	0	1	2	1	1	7		
Ellis	30	3-7	2-5	3-4	1	3	1	0	0	0	11		
West	30	1-5	1-4	0-0	7	2	0	0	2	0	3		
Locke	28	6-12	3-8	0-0	2	2	0	0	1	1	15		
Williamson	14	2-4	0-0	0-0	2	1	1	0	1	1	4		
Traynor	10	2-3	0-1	0-0	3	0	0	1	0	1	4		
Faulkner	10	1-3	0-1	0-0	1	0	0	0	1	0	2		
Curry	12	3-4	0-0	1-2	5	1	2	1	0	2	7		
Team					0								
Totals	200	26-57	8-29	10-14	36	10	8	4	8	10	70		
Total FG%	1st H:	11-26	42.3%	2nd H:	15-31	48.4%	Game:	45.6%					
3-Pt. FG%	1st H:	0-10	0.0%	2nd H:	8-19	42.1%	Game:	27.6%					
FTW %age	1st H:	6-8	75.0%	2nd H:	4-6	66.7%	Game:	71.4%					

2021-22 Box Scores

Virginia Tech 75, Louisville 43  
March 1, 2022 -- Blacksburg, Va. (Cassell Coliseum)

Louisville 43

Player	min	FG	3FG	FT	Reb	Ast	TO	BL	ST	PF	TP
Davis	12	0-2	0-1	0-0	0	0	4	0	1	1	0
Curry	33	8-12	0-0	2-5	11	3	5	1	0	2	18
Withers	7	0-2	0-1	0-0	1	0	2	1	0	1	0
Ellis	31	3-9	3-7	0-0	0	1	2	0	0	0	9
West	24	2-5	2-3	0-0	1	4	0	0	1	2	6
Locke	28	0-3	0-2	0-0	3	0	0	0	0	1	0
Faulkner	18	0-4	0-2	0-0	2	1	1	0	1	1	0
Cross	22	2-7	1-3	0-0	5	1	1	1	1	4	5
Williamson	11	2-2	0-0	0-0	1	1	0	0	0	0	4
Traynor	8	0-1	0-0	0-0	1	0	1	0	1	1	0
Wheeler	4	0-0	0-0	0-0	1	0	0	0	0	0	0
Myles-Devore	1	0-0	0-0	0-0	0	0	1	1	0	0	0
Colbert	1	0-0	0-0	1-2	0	0	0	0	0	0	1
Team					2		1				
Totals	200	17-47	6-19	3-7	28	11	18	4	5	13	43

Total FG% 1st H: 9-24 37.5% 2nd H: 8-23 34.8% Game: 36.2%  
3-Pt. FG% 1st H: 2-10 20.0% 2nd H: 4- 9 44.4% Game: 31.6%  
FThrow % 1st H: 1- 3 33.3% 2nd H: 2- 4 50.0% Game: 42.9%

Virginia Tech 75

Player	min	FG	3FG	FT	Reb	Ast	TO	BL	ST	PF	TP
Aluma	26	5-9	1-2	0-0	4	1	1	2	1	1	11
Mutts	33	5-7	0-1	4-6	10	6	3	2	0	1	14
Cattoor	26	3-7	1-5	0-0	4	1	0	0	1	1	7
Alleyne	31	3-6	2-4	1-2	3	1	1	0	4	3	9
Murphy	22	2-8	2-5	2-2	2	2	1	0	0	0	8
Maddox	21	4-7	3-4	0-0	4	2	0	0	1	1	11
N'Guessan	15	1-3	0-0	0-2	5	1	0	1	0	1	2
Pedulla	18	3-8	3-6	0-0	1	0	0	0	2	3	9
Ojiako	5	1-2	0-0	0-0	2	0	0	0	0	0	2
Johnson	1	0-1	0-0	0-0	0	0	0	0	1	0	0
Varga	1	0-1	0-1	0-0	0	0	0	0	0	1	0
Kidd	1	1-1	0-0	0-0	1	0	0	0	0	0	2
Team					0		2				
Totals	200	28-60	12-28	7-12	36	14	8	5	10	12	75

Total FG% 1st H: 12-28 42.9% 2nd H: 16-32 50.0% Game: 46.7%  
3-Pt. FG% 1st H: 7-15 46.7% 2nd H: 5-13 38.5% Game: 42.9%  
FThrow % 1st H: 2- 6 33.3% 2nd H: 5- 6 83.3% Game: 58.3%

Score by Periods	1st	2nd	Total	Attendance:
Louisville	21	22	43	8,925
Virginia Tech	33	42	75	Ties: 0
				Lead Changes: 1



2021-22 Louisville Men's Basketball  
Team Game-by-Game  
All games

Page 1/1  
as of Mar 02, 2022

				Total		3-Pointers		Free throws		Rebounds											
Opponent	Date	Score		FG-FGA	PCT	3FG-3FGA	PCT	FT-FTA	PCT	OFF	DEF	TOT	AVG	PF	A	TO	BLK	STL	PTS	AVG	
Southern U.	11/09/2021	72-60	W	27-65	.415	7-28	.250	11-19	.579	18	36	54	54.0	20	12	19	5	9	72	72.0	
Furman	11/12/2021	72-80	Lot	25-69	.362	7-29	.241	15-19	.789	7	34	41	47.5	19	14	7	3	5	72	72.0	
Navy	11/15/2021	77-60	W	28-50	.560	10-24	.417	11-16	.688	4	23	27	40.7	18	18	16	4	14	77	73.7	
Detroit Mercy	11/20/2021	73-67	W	27-55	.491	8-21	.381	11-17	.647	10	27	37	39.8	17	12	15	0	9	73	73.5	
vs Mississippi St.	11/25/2021	72-58	W	26-63	.413	7-22	.318	13-22	.591	15	32	47	41.2	21	10	15	0	5	72	73.2	
vs Maryland	11/27/2021	63-55	W	21-60	.350	6-27	.222	15-19	.789	17	34	51	42.8	22	11	17	5	9	63	71.5	
at Michigan St.	12/01/2021	64-73	L	25-61	.410	7-27	.259	7-11	.636	10	21	31	41.1	21	10	16	3	9	64	70.4	
at NC State	12/04/2021	73-68	W	25-60	.417	11-28	.393	12-15	.800	14	32	46	41.8	16	15	13	3	4	73	70.8	
DePaul	12/10/2021	55-62	L	23-74	.311	7-33	.212	2-3	.667	16	33	49	42.6	14	12	15	4	6	55	69.0	
Southeastern La.	12/14/2021	86-60	W	30-58	.517	7-20	.350	19-23	.826	9	31	40	42.3	21	12	14	1	8	86	70.7	
at Western Ky.	12/18/2021	72-82	L	27-64	.422	13-36	.361	5-7	.714	6	22	28	41.0	21	17	10	1	6	72	70.8	
Wake Forest	12/29/2021	73-69	W	19-48	.396	10-22	.455	25-34	.735	8	32	40	40.9	18	12	11	3	2	73	71.0	
at Georgia Tech	01/02/2022	67-64	W	24-50	.480	5-19	.263	14-22	.636	8	26	34	40.4	12	15	13	4	5	67	70.7	
Pittsburgh	01/05/2022	75-72	W	24-50	.480	7-21	.333	20-30	.667	8	26	34	39.9	22	14	12	2	5	75	71.0	
at Florida St.	01/08/2022	70-79	L	24-59	.407	8-27	.296	14-20	.700	10	28	38	39.8	22	11	10	0	3	70	70.9	
NC State	01/12/2022	63-79	L	23-50	.460	6-14	.429	11-18	.611	9	23	32	39.3	15	15	14	0	5	63	70.4	
at Pittsburgh	01/15/2022	53-65	L	19-57	.333	7-28	.250	8-11	.727	4	28	32	38.9	18	9	9	1	4	53	69.4	
Boston College	01/19/2022	67-54	W	24-52	.462	6-18	.333	13-22	.591	4	38	42	39.1	18	15	11	2	5	67	69.3	
Notre Dame	01/22/2022	70-82	L	28-59	.475	10-21	.476	4-6	.667	8	19	27	38.4	10	9	7	3	9	70	69.3	
at Virginia	01/24/2022	52-64	L	21-56	.375	9-28	.321	1-3	.333	8	18	26	37.8	14	10	7	2	4	52	68.5	
Duke	01/29/2022	65-74	L	25-59	.424	8-22	.364	7-13	.538	10	24	34	37.6	18	8	9	4	2	65	68.3	
North Carolina	02/01/2022	83-90	Lot	28-70	.400	15-35	.429	12-15	.800	11	30	41	37.8	21	14	12	4	5	83	69.0	
at Syracuse	02/05/2022	69-92	L	27-67	.403	10-35	.286	5-6	.833	12	21	33	37.6	15	19	14	3	7	69	69.0	
at Notre Dame	02/09/2022	57-63	L	25-65	.385	5-30	.167	2-3	.667	11	26	37	37.5	15	7	9	2	6	57	68.5	
Miami (FL)	02/16/2022	63-70	L	27-63	.429	2-13	.154	7-12	.583	10	26	36	37.5	13	6	10	1	5	63	68.2	
Clemson	02/19/2022	70-61	W	26-57	.456	8-29	.276	10-14	.714	8	28	36	37.4	10	10	8	4	8	70	68.3	
at North Carolina	02/21/2022	63-70	L	27-60	.450	7-28	.250	2-5	.400	9	21	30	37.1	12	10	13	2	8	63	68.1	
at Wake Forest	02/26/2022	77-99	L	31-61	.508	3-18	.167	12-21	.571	12	20	32	37.0	22	6	14	1	6	77	68.4	
at Virginia Tech	03/01/2022	43-75	L	17-47	.362	6-19	.316	3-7	.429	7	21	28	36.7	13	11	18	4	5	43	67.6	
Total		1959		723-1709	.423	222-722	.307	291-433	.672	283	780	1063	36.7	498	344	358	71	178	1959	67.6	
Opponents		2047		732-1686	.434	230-666	.345	353-506	.698	259	777	1036	35.7	438	379	324	96	188	2047	70.6	



**2021-22 Louisville Men's Basketball  
Season/Career Statistics  
All games**

Page 1/2  
as of Mar 02, 2022

**Summary**

Player	Season Statistics										Career Statistics									
	GP-GS	MIN/G	FG%	3FG%	FT%	R/G	A/G	STL	BLK	PTS/G	GP-GS	MIN/G	FG%	3FG%	FT%	R/G	A/G	STL	BLK	PTS/G
BEARDEN, Sam	1-0	2.2	1.000	.000	.500	0.0	0.0	1	0	3.0	1-0	2.2	1.000	.000	.500	0.0	0.0	1	0	3.0
COLBERT, Brad	4-0	1.6	.000	.000	.500	0.3	0.0	0	0	0.3	7-0	1.7	.000	.000	.500	0.1	0.0	0	0	0.1
CROSS, Matt	27-9	19.7	.384	.284	.694	4.0	0.5	17	14	6.0	27-9	19.7	.384	.284	.694	4.0	0.5	17	14	6.0
CURRY, Sydney	25-9	12.2	.696	.000	.424	3.9	0.6	2	4	6.2	25-9	12.2	.696	.000	.424	3.9	0.6	2	4	6.2
DAVIS, Dre	28-23	20.1	.437	.220	.750	3.1	0.9	17	14	7.7	48-40	23.8	.420	.235	.750	3.1	1.0	28	20	7.6
ELLIS, El	29-9	20.6	.400	.362	.667	1.8	1.5	11	0	8.8	29-9	20.6	.400	.362	.667	1.8	1.5	11	0	8.8
FAULKNER, Mason	28-6	17.6	.368	.333	.767	1.5	2.6	12	1	4.7	28-6	17.6	.368	.333	.767	1.5	2.6	12	1	4.7
LOCKE, Noah	29-22	25.8	.363	.343	.692	2.3	0.8	13	1	9.5	29-22	25.8	.363	.343	.692	2.3	0.8	13	1	9.5
MYLES-DEVORE, Ashton	1-0	1.2	.000	.000	.000	0.0	0.0	0	1	0.0	2-0	1.0	.000	.000	.000	0.0	0.0	0	1	0.0
TRAYNOR, JJ	9-1	8.8	.389	.333	.000	1.6	0.1	2	1	1.8	29-1	11.8	.466	.438	.655	1.9	0.1	4	12	3.2
WEST, Jarrod	29-23	27.4	.370	.310	.788	2.6	3.0	37	0	5.8	29-23	27.4	.370	.310	.788	2.6	3.0	37	0	5.8
WHEELER, Roosevelt	20-0	6.9	.632	.000	.750	1.8	0.1	5	4	1.7	20-0	6.9	.632	.000	.750	1.8	0.1	5	4	1.7
WILLIAMS, Malik	24-22	23.9	.461	.306	.667	7.7	1.0	30	14	9.3	119-59	17.5	.444	.312	.667	5.4	0.4	65	84	7.1
WILLIAMSON, Samuel	27-6	16.9	.442	.154	.574	3.8	0.9	11	4	5.6	76-22	19.1	.464	.263	.645	4.3	0.8	26	11	6.1
WITHERS, Jae'Lyn	29-15	18.1	.410	.234	.667	4.6	0.6	20	12	5.8	49-35	21.2	.478	.271	.674	5.8	0.5	38	19	7.5
WIZNITZER, Gabe	5-0	6.2	1.000	.000	.000	0.8	0.2	0	1	0.4	17-0	5.8	.417	.000	.455	1.1	0.2	0	2	0.9


**Scoring**

Player	Season Statistics								Career Statistics							
	FG-FGA	FG%	3FG-3FGA	3FG%	FT-FTA	FT%	PTS	PTS/G	FG-FGA	FG%	3FG-3FGA	3FG%	FT-FTA	FT%	PTS	PTS/G
BEARDEN, Sam	1-1	1.000	0-0	.000	1-2	.500	3	3.0	1-1	1.000	0-0	.000	1-2	.500	3	3.0
COLBERT, Brad	0-2	.000	0-2	.000	1-2	.500	1	0.3	0-2	.000	0-2	.000	1-2	.500	1	0.1
CROSS, Matt	56-146	.384	25-88	.284	25-36	.694	162	6.0	56-146	.384	25-88	.284	25-36	.694	162	6.0
CURRY, Sydney	71-102	.696	0-0	.000	14-33	.424	156	6.2	71-102	.696	0-0	.000	14-33	.424	156	6.2
DAVIS, Dre	83-190	.437	11-50	.220	39-52	.750	216	7.7	133-317	.420	23-98	.235	75-100	.750	364	7.6
ELLIS, El	90-225	.400	38-105	.362	38-57	.667	256	8.8	90-225	.400	38-105	.362	38-57	.667	256	8.8
FAULKNER, Mason	39-106	.368	20-60	.333	33-43	.767	131	4.7	39-106	.368	20-60	.333	33-43	.767	131	4.7
LOCKE, Noah	99-273	.363	60-175	.343	18-26	.692	276	9.5	99-273	.363	60-175	.343	18-26	.692	276	9.5
MYLES-DEVORE, Ashton	0-0	.000	0-0	.000	0-0	.000	0	0.0	0-0	.000	0-0	.000	0-0	.000	0	0.0
TRAYNOR, JJ	7-18	.389	2-6	.333	0-0	.000	16	1.8	34-73	.466	7-16	.438	19-29	.655	94	3.2
WEST, Jarrod	57-154	.370	27-87	.310	26-33	.788	167	5.8	57-154	.370	27-87	.310	26-33	.788	167	5.8
WHEELER, Roosevelt	12-19	.632	0-0	.000	9-12	.750	33	1.7	12-19	.632	0-0	.000	9-12	.750	33	1.7
WILLIAMS, Malik	82-178	.461	22-72	.306	36-54	.667	222	9.3	296-666	.444	81-260	.312	168-252	.667	841	7.1
WILLIAMSON, Samuel	61-138	.442	2-13	.154	27-47	.574	151	5.6	185-399	.464	20-76	.263	71-110	.645	461	6.1
WITHERS, Jae'Lyn	64-156	.410	15-64	.234	24-36	.667	167	5.8	143-299	.478	23-85	.271	60-89	.674	369	7.5
WIZNITZER, Gabe	1-1	1.000	0-0	.000	0-0	.000	2	0.4	5-12	.417	0-0	.000	5-11	.455	15	0.9

**Totals**

Player	Season Statistics								Career Statistics							
	O-REB	D-REB	TOTAL	PF	FO	A	TO	A/TO	O-REB	D-REB	TOTAL	PF	FO	A	TO	A/TO
BEARDEN, Sam	0	0	0	0	0	0	0	0.0	0	0	0	0	0	0	0	0.0
COLBERT, Brad	0	1	1	0	0	0	1	0.0	0	1	1	0	0	0	1	0.0
CROSS, Matt	35	73	108	56	0	13	33	0.4	35	73	108	56	0	13	33	0.4
CURRY, Sydney	32	65	97	49	0	15	24	0.6	32	65	97	49	0	15	24	0.6
DAVIS, Dre	37	49	86	59	1	24	38	0.6	71	78	149	109	2	46	71	0.6
ELLIS, El	5	47	52	43	0	44	41	1.1	5	47	52	43	0	44	41	1.1
FAULKNER, Mason	7	35	42	38	0	72	29	2.5	7	35	42	38	0	72	29	2.5
LOCKE, Noah	12	55	67	33	0	23	29	0.8	12	55	67	33	0	23	29	0.8
MYLES-DEVORE, Ashton	0	0	0	0	0	0	1	0.0	0	0	0	0	0	0	2	0.0
TRAYNOR, JJ	6	8	14	9	0	1	5	0.2	20	34	54	32	1	2	13	0.2
WEST, Jarrod	8	67	75	53	0	87	35	2.5	8	67	75	53	0	87	35	2.5
WHEELER, Roosevelt	11	25	36	21	0	2	4	0.5	11	25	36	21	0	2	4	0.5
WILLIAMS, Malik	41	144	185	44	1	23	34	0.7	193	454	647	207	3	49	97	0.5
WILLIAMSON, Samuel	27	75	102	30	0	23	30	0.8	91	233	324	121	1	63	96	0.7
WITHERS, Jae'Lyn	30	102	132	56	1	16	44	0.4	81	204	285	118	5	25	68	0.4
WIZNITZER, Gabe	0	4	4	7	0	1	1	1.0	9	10	19	21	0	4	4	1.0

# 2021-22 Louisville Photo Roster



**0 Noah Locke**  
G 6-3 210 Sr.  
Baltimore, Md.  
(University of Florida)



**1 Mike James \***  
G/F 6-6 215 Fr.  
Orlando, Fla.  
(Oak Ridge HS)  
*\*out for season/injury*




**3 El Ellis**  
G 6-3 180 Jr.  
Durham, N.C.  
(Tallahassee Comm. College)



**4 Roosevelt Wheeler**  
F/C 6-10 245 Fr.  
Richmond, Va.  
(John Marshall HS)



**5 Malik Williams**  
F/C 6-11 245 Sr.  
Ft. Wayne, Ind.  
(Snider HS)



**10 Samuel Williamson**  
G/F 6-7 205 Jr.  
Rockwall, Texas  
(Rockwall HS)



**11 Mason Faulkner**  
G 6-1 185 Gr.  
Glasgow, Ky.  
(Western Carolina University)



**12 JJ Traynor**  
F 6-8 200 So.  
Bardstown, Ky.  
(Bardstown HS)




**13 Jarrod West**  
G 5-11 185 Gr.  
Clarksburg, W.Va.  
(Marshall University)



**14 Dre Davis**  
G/F 6-6 210 So.  
Indianapolis, Ind.  
(Lawrence Central HS)



**15 Drew Schultz**  
F 6-4 200 So.  
Rockwall, Texas  
(Rockwall HS)



**20 Sam Bearden**  
F 6-5 200 So.  
Louisville, Ky.  
(Holy Cross HS)



**21 Sydney Curry**  
F 6-8 270 Jr.  
Ft. Wayne, Ind.  
(John A. Logan College)




**23 Gabe Wiznitzer**  
C 6-11 245 So.  
Walhalla, S.C.  
(Hargrave Military Academy)



**24 Jae'Lyn Withers**  
F 6-8 225 R-So.  
Charlotte, N.C.  
(Cleveland (OH) Heights HS)



**30 Ashton Myles-Devore**  
G 6-1 165 So.  
Versailles, Ky.  
(Woodford County HS)



**33 Matt Cross**  
F 6-7 230 So.  
Beverly, Mass.  
(University of Miami/Fla.)



**45 Brad Colbert**  
G 6-2 185 So.  
Loveland, Ohio  
(Andrews Osborne Academy)

## On The Bench



**Mike Pegues**  
Interim Head Coach



**Ross McMains**  
Assistant Coach



**Kahil Fennell**  
Assistant Coach



**Taylor Barnette**  
Assistant Coach

### Pronunciations:

- Jarrod West (JAIR-uhd)
- Gabe Wiznitzer (WIZ-nit-zer)  
assistant coaches
- Mike Pegues (puh-GEESE)
- Kahil Fennell (kuh-HILL fe-NELL)

