

## Louisville Basketball Quick Facts

Location	Louisville, Ky. 40292
Founded / Enrollment	1798 / 22,640
Nickname / Colors	Cardinals / Red & Black
Conference	Atlantic Coast
Home Court	KFC Yum! Center (22,090)
Interim President	Lori Gonzalez
Interim Director of Athletics	Josh Heird
Head Coach	Chris Mack (Xavier '92)
UofL Record	63-35 (fourth year)
Overall Record	278-132 (13th year)
Assistant Coach	Mike Pegues (5-1 record)
Assistant Coach	Ross McMains
Assistant Coach	Kahil Fennell
Director of Basketball Operations	Taylor Barnette
All-Time Record	1,769-948 (108th yr.)
<i>(does not include 123-3 record vacated by NCAA)</i>	
All-Time NCAA Tournament Record	61-40
<i>(39 Appearances, 8 Final Fours, 2 NCAA Titles - '80, '86)</i>	
<b>Important Phone Numbers</b>	
Athletics Office	(502) 852-5732
Basketball Office	(502) 852-6651
Sports Information Office	(502) 852-6581
Sr. Assoc. AD/SID - Kenny Klein, cell	(502) 599-7865

### 2021-22 Schedule / Results #TEAM108

Date	Opponent	TV	Time (ET)
<b>October</b>			
Fri. 29	KENTUCKY STATE ~ .....	ACCNX	W 94-45
<b>November</b>			
Wed. 3	WEST GEORGIA ~ .....	ACCNX	W 103-51
Tues. 9	SOUTHERN.....	RSN	W 72-60
Fri. 12	FURMAN.....	ACCNX	L 72-80/ot
Mon. 15	NAVY.....	ACCN	W 77-60
Sat. 20	DETROIT MERCY + .....	ACCNX	W 73-67
Thur. 25	Mississippi State * .....	CBS SN	W 72-58
Sat. 27	Maryland* .....	CBS SN	W 63-55
<b>December</b>			
Wed. 1	at #22/22 Michigan State ^ .....	ESPN	L 64-73
Sat. 4	at NC State .....	ESPN2	W 73-68
Fri. 10	DEPAUL.....	ACCN	L 55-62
Tues. 14	SE LOUISIANA.....	ACCN	W 86-60
Sat. 18	at Western Kentucky .....	CBS	L 72-82
Wed. 22	at Kentucky .....		postponed
Wed. 29	WAKE FOREST.....	ACCN	W 73-69
<b>January</b>			
Sun. 2	at Georgia Tech .....	ESPN2	W 67-64
Wed. 5	PITTSBURGH .....	ESPNU	W 75-72
Sat. 8	at Florida State .....	ESPNU	L 70-79
Wed. 12	NC STATE .....	ACCN	L 63-79
Sat. 15	at Pittsburgh .....	ACCN	L 53-65
Wed. 19	BOSTON COLLEGE .....	RSN	W 67-54
Sat. 22	NOTRE DAME.....	ESPN	L 70-82
Mon. 24	at Virginia.....	ESPN	7:01 p.m.
Sat. 29	DUKE.....	ESPN	Noon
<b>February</b>			
Tues. 1	NORTH CAROLINA.....	ACCN	8:00 p.m.
Sat. 5	at Syracuse .....	ESPN/ESPN2	2:00 p.m.
Wed. 9	at Notre Dame.....	ESPN2/ESPNU	7:00 p.m.
Wed. 16	MIAMI.....	RSN	7:00 p.m.
Sat. 19	CLEMSON .....	RSN	3:00 p.m.
Mon. 21	at North Carolina.....	ESPN	7:00 p.m.
Sat. 26	at Wake Forest .....	ACCN	7:00 p.m.
<b>March</b>			
Tues. 1	at Virginia Tech .....	ESPN/ESPN2	9:00 p.m.
Sat. 5	VIRGINIA .....	ESPN/ESPN2	12/2 p.m.
Tues. 8-	at ACC Tournament.....	TBA	TBA
Sat. 12	(Barclays Center, Brooklyn, NY)		
~ exhibition game			
+ Baha Mar Hoops Bahamas Championship, Louisville, KY			
* Baha Mar Hoops Bahamas Championship, Nassau, Bahamas			
^ Big 10/ACC Challenge, East Lansing, MI			



# LOUISVILLE BASKETBALL

TOUGH. TOGETHER. UNBREAKABLE.

1980, 1986 NCAA Champions □ 8 NCAA Final Fours □ 39 NCAA Tournament Appearances

Sports Information ♦ University of Louisville ♦ Louisville, KY 40292 ♦ www.GoCards.com  
Phone: (502) 852-6581 ♦ email: kenny@GoCards.com ♦ Twitter/Instagram: @LouisvilleMBB

## Louisville Cardinals (11-8, 5-4 ACC) vs. Virginia Cavaliers (11-8, 5-4 ACC)



Monday, Jan. 24 ■ 7:01 p.m. ET ■ John Paul Jones Arena ■ Charlottesville, Va.

### POSSIBLE STARTING LINEUPS

Louisville (11-8, 5-4 ACC)	Ht.	Wt.	Yr.	PPG	RPG	Hometown
F 5 Malik WILLIAMS	6-11	245	Sr.	10.0	8.6	Ft. Wayne, Ind.
F 14 Dre DAVIS	6-6	210	So.	7.6	3.4	Indianapolis, Ind.
C 21 Sydney CURRY	6-8	270	Jr.	4.8	3.1	Ft. Wayne, Ind.
G 0 Noah LOCKE	6-3	210	Sr.	10.5	2.6	Baltimore, Md.
G 11 Mason FAULKNER	6-1	185	Gr.	5.5	1.6	Glasgow, Ky.
Virginia (11-8, 5-4 ACC)	Ht.	Wt.	Yr.	PPG	RPG	Hometown
F 1 Jayden GARDNER	6-6	246	Sr.	13.9	6.8	Wake Forest, N.C.
F 22 Francisco CAFFARO	7-1	242	R-Jr.	3.9	3.8	Santa Fe, Argentina
G 0 Kihei CLARK	5-10	172	Sr.	8.9	3.1	Woodland Hills, Calif.
G 2 Reece BEEKMAN	6-3	181	So.	8.3	3.6	Baton Rouge, La.
G 4 Amaan FRANKLIN	6-4	204	Jr.	12.3	2.7	Indianapolis, Ind.

Head Coach: Tony Bennett (Green Bay '92) 306-111 in 13th year at UVA; 375-144 in 16th year overall.

Louisville plays its lone road game in the middle of a five-game home stretch as the Cardinals visit Charlottesville, Va. to face the Virginia Cavaliers on ESPN's Big Monday. On the day UofL retired All-America Russ Smith's No. 2 jersey, Louisville fell 82-70 to Notre Dame on Saturday in the KFC Yum! Center as the Irish shot a torrid 63.3 percent from the field against the Cardinals, including 15-of-23 three-pointers (.652). Jarrod West led the Cardinals with a season-high 14 points, Jae'Lyn Withers contributed nine points and a game-high nine rebounds, and Mason Faulkner totaled nine points and a team-high five assists. Virginia (11-8, 5-4 ACC) has won four of its last seven games, but dropped its last game at NC State 77-63 on Jan. 22.

### GAME FACTS

**Site:** John Paul Jones Arena, Charlottesville, Va. (14,623)  
**Television:** ESPN - Dan Shulman, play-by-play; Cory Alexander, analyst; Andraya Carter, reporter.  
**Radio:** WKRD (790 AM) Paul Rogers, play-by-play; Jody Demling, analyst (XM channel 383, SiriusXM App 973)  
**Series History:** Louisville trails 5-17 (4-8 in Louisville, 1-8 in Charlottesville, 0-1 neutral)  
**Last Meeting:** Virginia 68, UofL 58 (March 6, 2021 at KFC Yum! Center)  
**UofL National Ranking:** unranked in USA Today & Associated Press polls  
**Officials:** Kipp Kissinger, Jeb Hartness, Doug Sirmons  
**Next UofL Game:** Jan. 29 vs. Duke, KFC Yum! Center, Noon ET (ESPN)

### CARD FILE

■ Louisville has averaged 28.3 points per game from its bench this season. Louisville's bench contributed 34 points against Notre Dame, UofL's ninth game this season with over 30 bench points. The Cardinals have had 21 double-figure scoring efforts off the bench this season, including 14 from Jarrod West vs. Notre Dame. The Cards are 19th in the nation in bench minutes.

■ Noah Locke, fourth in the ACC in three-pointers made per game (2.4), has scored in double figures seven of the last nine games and on 13 occasions this season. He has made at least three threes in 10 games and has made 21-of-42 threes over the last eight games (.500).

■ Louisville's 34 ACC road wins in its eighth year in the league is the fourth-most in the ACC in that period.

■ Mason Faulkner has averaged 8.5 points and 6.0 assists while starting the last two games and has just two turnovers in those two. He has scored eight or more points in six of his last nine games. He is second in the ACC in assist-turnovers ratio at 2.70.

■ Malik Williams has grabbed at least eight rebounds in 12 of his 18 games and ranks third in the ACC in rebounding (8.6 rpg) and 21st in the nation in defensive rebounding (6.8 per game). He needs one point for 800 in his career.

■ Sydney Curry has scored 39 points in his last three games after combining for 33 points over his first 12 games this season (22 pts., 10 reb. vs. NC State on Jan. 12). He is averaging 10.6 points and 6.4 rebounds over his last five games. He tweaked his ankle against Notre Dame and scored four points in 13 minutes, but is expected to play at Virginia.

■ **About Virginia** — Virginia (11-8, 5-4 ACC) has won four of its last seven games, but dropped its last game at NC State 77-63 on Jan. 22 as the Wolfpack shot 60 percent for the game -- the highest against the Cavaliers this year -- including 12-of-22 three-pointers (.545). Guard Armaan Franklin led UVa with 14 points, connecting on 4-of-7 three-pointers.

Virginia leads the ACC in scoring defense (59.7 ppg) and is sixth in field goal percentage defense (.420). Leading scorer Jayden Gardner (13.9 ppg) is among the ACC leaders in rebounding (6.8, 14th in the ACC), field goal percentage (.520, sixth in the ACC) and free throw percentage (.771, 12th in the ACC). Virginia is No. 77 in ESPN's College Basketball Power Index (BPI), No. 93 by KenPom, No. 74 in the Sagarin Ratings and No. 92 in the NCAA's NET rankings through Jan. 22. Louisville is No. 83 in ESPN's BPI, No. 108 by KenPom, No. 90 in the Sagarin Ratings and No. 109 in the NCAA's NET.

Virginia leads the series 17-5 over Louisville and the Cavaliers have won 11 of the last 12 meetings. In the last matchup, Virginia won 68-58 over UofL in the KFC Yum! Center (3-6-21) as David Johnson led the Cardinals with 14 points in the loss. The Cardinals will play Virginia in its last regular season game in Louisville on March 5.

Louisville Director of Basketball Operations Taylor Barnette played basketball his freshman year at Virginia (2012-13) before finishing his collegiate career at Belmont (1,085 career points).

Louisville has an all-time 14-7 record in games played on Jan. 24, winning six of the last seven games played on that date.

■ **Card File** -- Louisville used its 10th different starting lineup of the season against Notre Dame ... Opponents have shot nearly 10 percentage points higher against the Cardinals in their eight losses (.471) than in their 11 victories (.372) ... The Cardinals made 10-of-21 three-pointers against Notre Dame (.476), the fifth time Louisville has made 10 or more threes this season. UofL made a high of eight threes in a game last season ... **Jae'Lyn Withers** scored 10 points against Boston College on 4-of-6 shooting for his first double-digit scoring night since Nov. 25 against Mississippi State. He followed that performance with nine points and a game-high nine rebounds against Notre Dame, marking his best back-to-back scoring efforts of the season since the second and third game of the year ... **Malik Williams'** next point will be the 800th of his career. He grabbed his 600th rebound at Pittsburgh ... **Noah Locke**, who scored 10 points against Boston College two games ago, has scored in double figures 13 times this season and seven times in the last nine games. Locke has made multiple three-pointers in eight of the last nine games and at least three of them in 10 games this season. Locke leads the ACC in three-point field goal percentage in ACC only games (50 percent; 25-for-50) and has made 21-of-42 threes over the last eight games (.500) ... **Mason Faulkner** matched his season high of seven assists against Boston College in his first starting assignment, adding eight points and three rebounds. He has scored eight or more points in six of his last nine games, including nine points and a team-high five assists against Notre Dame in his last game. He is second on the team in assists (3.0 per game), and is second in the ACC in assist-turnovers ratio at 2.70. He is sixth in assist-turnovers ratio in ACC games only at 3.10 (31 assists, 10 turnovers in ACC games) ... **Dre Davis** missed the



#### Statistical Comparison

	Virginia	UofL
Record .....	11-8	11-8
Scoring Average.....	62.5	69.3
Points Allowed .....	59.7	67.8
Scoring Margin .....	+2.7	+1.5
FG Percentage.....	.449	.425
Opp. FG Percentage ...	.420	.411
3-Pt. Percentage .....	.333	.320
FT Percentage .....	.355	.689
Rebound Margin .....	-1.1	+3.3
Turnover Margin .....	+1.4	-1.1

#### Series vs. Virginia

(Won 5, Lost 17)

Date	UL	UV
Feb. 13, 1924 (H)	26	41
Feb. 15, 1947 .....	69	43
Jan. 24, 1982 (H)	56	74
Jan. 29, 1983 (A)	81	98
Feb. 11, 1984 (H)	45	50
Feb. 9, 1985 (A)	65	74
Jan. 4, 1989 (H)	74	71
Feb. 17, 1990 (A)	72	56
Feb. 7, 2015 (A)	47	52
Mar. 7, 2015 (H)	59	57
Jan. 30, 2016 (H)	47	63
Mar. 5, 2016 (A)	46	68
Dec. 28, 2016 (H)	53	61
Feb. 6, 2017 (A)	55	71
Jan. 31, 2018 (A)	64	74
Mar. 1, 2018 (H)	66	67
Mar. 8, 2018 (N)*	58	75
Feb. 23, 2019 (H)	52	64
Mar. 9, 2019 (A)	68	73
Feb. 8, 2020 (H)	80	73
Mar. 7, 2020 (A)	54	57
Mar. 6, 2021 (H)	58	68

\*ACC Tournament (Brooklyn, NY)

### Last Year's Meeting

Virginia 68, Louisville 58  
March 6, 2021 -- KFC YUM! CENTER

#### Louisville 58

Player	min	FG	3FG	FT	Reb	Ass	TO	BL	ST	PF	TP
Williamson	38	4-7	0-0	1-2	10	1	0	0	0	1	9
Slazinski	17	2-3	0-1	3-4	5	0	0	0	0	0	7
Withers	31	4-10	2-4	2-5	6	0	2	0	2	1	12
Jones	40	2-15	0-0	2-2	0	6	0	0	0	2	6
Johnson	40	6-17	1-5	1-2	2	1	1	0	0	2	14
Davis	29	2-4	2-3	2-2	3	0	0	0	0	3	8
Traynor	5	1-1	0-0	0-0	0	0	0	0	0	0	2
Team					4						
Totals	200	21-57	5-13	11-17	30	8	3	0	2	9	58
Total FG%	1st H:	8-29 27.6%	2nd H:	13-28 46.4%	Game:	36.8%					
3-Pt. FG%	1st H:	1- 4 25.0%	2nd H:	4- 9 44.4%	Game:	38.5%					
FThrow %	1st H:	4- 4 100%	2nd H:	7-13 53.8%	Game:	64.7%					

#### Virginia 68

Player	min	FG	3FG	FT	Reb	Ass	TO	BL	ST	PF	TP
Hauser	30	9-14	2-5	4-4	8	1	1	2	0	4	24
Huff	26	5-6	0-1	0-0	6	0	2	4	0	2	10
Clark	32	1-7	0-1	0-0	1	3	2	0	1	3	2
Beekman	37	2-4	0-1	2-2	3	4	0	0	0	2	6
Murphy III	38	7-12	1-5	2-2	6	1	0	1	0	2	17
McKoy	19	2-4	0-0	0-0	6	0	0	0	0	0	4
Woldetensae	15	1-3	0-1	3-3	3	1	0	1	0	0	5
Morsell	3	0-2	0-1	0-0	0	0	0	0	0	0	0
Team					1						
Totals	225	27-52	3-15	11-11	34	10	5	8	1	13	68
Total FG%	1st H:	14-26 53.8%	2nd H:	13-26 50.0%	Game:	51.9%					
3-Pt. FG%	1st H:	0- 6 0.0%	2nd H:	3- 9 33.3%	Game:	33.3%					
FThrow %	1st H:	0- 0 0.0%	2nd H:	11-11 100%	Game:	100%					

Score by Periods	1st	2nd	Total	Attendance: 4,812
Virginia	28	40	68	Ties: 1
Louisville	21	37	58	Lead Changes: 0

Cardinals' Jan. 19 game against Boston College after suffering a right ankle sprain in practice on Jan. 18. He returned to start against Notre Dame and totaled seven points and a career-high three steals. Davis has scored nine or more points in three of his last six games. Davis leads the Cardinals in free throw percentage (.811, 30-of-37) ... **Sydney Curry's** 22 points against NC State matched the highest total by a Cardinal in any game this season (El Ellis at Michigan State and Malik Williams vs. DePaul). Curry had 14 double-figure scoring efforts in his 18 games as a sophomore at John A. Logan College. Curry leads the Cardinals in field goal percentage (.744; 32-of-43), and is the only player shooting above 50 percent from the field. Louisville's current .425 field goal percentage is its lowest since UofL shot .422 during the 2011-12 season when the Cardinals reached the Final Four (later vacated) ... **El Ellis** has scored in double-digits in three of his last six games. He is averaging 9.5 points per game over the last six. He grabbed a season-high six rebounds and scored seven points against Boston College ... Louisville committed just seven turnovers against Notre Dame, matching its lowest total of the season. The Cardinals have averaged just nine turnovers over its last three games ... After starting 4-0 in ACC games for the second consecutive season, Louisville dropped its next three games before winning against Boston College two games ago ... Louisville has a 48-20 record during the month of January over the last six years (.706) ... This is the first time a Louisville team has dropped at least eight of its first 19 games since the Cardinals started 7-12 in 2000-01.

### 2021-22 University of Virginia Cavaliers Men's Basketball Roster

No.	Name	Yr.	Pos.	Ht.	Wt.	Hometown	High School
0	Kihei Clark	Sr.	G	5-10	172	Woodland Hills, Calif.	Taft Charter
1	Jayden Gardner	Sr.	F	6-6	246	Wake Forest, N.C.	Heritage
2	Rreece Beekman	So.	G	6-3	181	Baton Rouge, La.	Scotlandville Magnet
4	Armaan Franklin	Jr.	G	6-4	204	Indianapolis, Ind.	Cathedral
5	Jayden Nixon	Sr.	G	6-3	200	Charlottesville, Va.	Choate Rosemary Hall (Conn.)
10	Taine Murray	Fr.	G	6-5	207	Auckland, N.Z.	Rosmini College
11	Malachi Poindexter	So.	G	6-2	190	Mineral, Va.	St. Anne's-Belfield School
12	Chase Coleman	Jr.	G	5-9	161	Norfolk, Va.	Maury
13	Chris McGahren	Sr.	G	6-4	185	Charlottesville, Va.	Western Albermarle
21	Kadin Shedrick	R-So.	F	6-11	231	Holly Springs, N.C.	Holly Springs
22	Francisco Caffaro	R-Jr.	C	7-1	242	Santa Fe, Argentina	NBA Global Academy
23	Kody Statmann	Sr.	G	6-8	200	Cairns, Australia	St. Augustine's College
24	Igor Milicic Jr.	Fr.	G/F	6-10	224	Rovinj, Croatia	ProGenius Ulm / Orange Academy
33	Carson McCorkle	So.	G	6-3	185	Raleigh, N.C.	Greensboro Day School

**Head Coach:** Tony Bennett **Assoc. Head Coach:** Jason Williford **Asst. Coach:** Orlando Vandross, Kyle Getter

**2021-22 University of Louisville Cardinals Men's Basketball Roster**

No.	Name	Pos.	Ht.	Wt.	Yr.	Hometown (Previous School)
0	Noah Locke	G	6-3	210	Sr.	Baltimore, Md. (University of Florida)
1	Mike James *	G/F	6-6	215	Fr.	Orlando, Fla. (Oak Ridge HS)
3	El Ellis	G	6-3	180	Jr.	Durham, N.C. (Tallahassee Community College)
4	Roosevelt Wheeler	F/C	6-10	245	Fr.	Richmond, Va. (John Marshall HS)
5	Malik Williams	F/C	6-11	245	Sr.	Ft. Wayne, Ind. (Snider HS)
10	Samuell Williamson	G/F	6-7	205	Jr.	Rockwall, Texas (Rockwall HS)
11	Mason Faulkner	G	6-1	185	Gr.	Glasgow, Ky. (Western Carolina University)
12	JJ Traynor	F	6-8	200	So.	Bardstown, Ky. (Bardstown HS)
13	Jarrold West	G	5-11	185	Gr.	Clarksburg, W.Va. (Marshall University)
14	Dre Davis	G/F	6-6	210	So.	Indianapolis, Ind. (Lawrence Central HS)
15	Drew Schultz	F	6-4	200	So.	Rockwall, Texas (Rockwall HS)
20	Sam Bearden	F	6-5	200	So.	Louisville, Ky. (Holy Cross HS)
21	Sydney Curry	F	6-8	270	Jr.	Ft. Wayne, Ind. (John A. Logan College)
23	Gabe Wiznitzer	C	6-11	245	So.	Walhalla, S.C. (Hargrave Military Academy)
24	Jae'Lyn Withers	F	6-8	225	R-So.	Charlotte, N.C. (Cleveland (OH) Heights HS)
30	Ashton Myles-Devore	G	6-1	165	So.	Versailles, Ky. (Woodford County HS)
33	Matt Cross	F	6-7	230	So.	Beverly, Mass. (University of Miami/Fla.)
45	Brad Colbert	G	6-2	185	So.	Loveland, Ohio (Andrews Osborne Academy)

**Pronunciations:** Jarrold West (JAIR-uhd), Gabe Wiznitzer (WIZ-nit-zer); assistant coaches Mike Pegues (puh-GESE), Kahil Fennell (kuh-HILL fe-NELL). \*out for season with injury

■ **Three 1,000-Point Scorers** -- Louisville has three individuals who have scored 1,000 collegiate career points. Co-captain Jarrold West has produced 1,326 points and 484 assists over the last four years at Marshall (2017-21) and Louisville this season. Mason Faulkner has totaled 1,442 career points and 489 assists in five seasons at Northern Kentucky, Western Carolina and Louisville. In addition, transfer Noah Locke reached the 1,000 career point scoring mark with 12 points against Maryland in the Baha Mar Hoops Bahamas Championship, scoring 933 points in three seasons at Florida and 200 in the Cardinals' first 19 games (1,133 total). Malik Williams is the closest returning Cardinal to 1,000 career points with 799 points and 617 career rebounds. El Ellis amassed 862 points in two junior college seasons before joining the UofL team. Louisville is second in the nation with 69 career 1,000-point scorers behind North Carolina's 77.

■ **Briefly** — Notre Dame made 15-of-23 three-pointers (.652) after Louisville has held its two previous opponents to 8-of-38 (21.1 percent) from the outside... Louisville has averaged shooting five more free throws over its last eight games than it had in its first 11 games ... Louisville is 8-2 this season when outrebounding its opponent, 10-1 when shooting better from the field than the opposition, and 8-1 when shooting more free throws than its opponent ... The Cardinals first four ACC victories were by five points or less ... Boston College shot just 29.2 percent (19-for-65) on the night, the first Louisville opponent to shoot under 30 percent since Evansville shot 29.8 percent on Nov. 25, 2020 ... Louisville announced Josh Heird as its interim athletic director and Lori Gonzalez as interim president on Dec. 13. Vice President/Director of Athletics Vince Tyra resigned on Dec. 8 and President Neeli Bendapudi accepted the presidency for Penn State University on Dec. 9 ... While Louisville has made 68.9 percent of its free throws on the season, the Cardinals have made about the same 68.8 percent at the line (53-of-77) in the last five minutes of games ... Louisville has eight newcomers among its 14 scholarship players. The group includes six transfers, including two from junior colleges, and two freshmen.

■ **Duke Up Next** -- Louisville returns to the KFC Yum! Center for the first of two straight at home as the Cardinals face the Duke Blue Devils on Saturday (Jan. 29, Noon ET, ESPN). Duke (15-3, 5-2 ACC), ranked No. 6 by AP and No. 5 in the USA Today coaches poll, beat Syracuse 79-59 at home in its last game on Jan. 19. The Blue Devils will play a home game against Clemson on Tuesday prior to visiting the Cardinals. Duke leads the ACC in scoring offense (82.6 ppg), field goal percentage (.491), assists (18.0 apg), assists-turnovers ratio (1.72), blocked shots (5.8 bpg) and scoring margin (+17.0). Freshman forward Paolo Banchero is Duke's top scorer (17.9 ppg, fifth in the ACC) and rebounder (7.9 rpg, fifth in the ACC), scoring 20 or more in four of the last five games. Louisville trails 9-11 in its series with Duke, but the Cardinals have won three of the last four matchups. UofL won two of three meetings last season, but Duke prevailed 70-56 in the last encounter in the 2021 ACC Tournament second round (3-10-21) as David Johnson led the Cardinals with 14 points and 11 rebounds in the loss. Duke is No. 12 in ESPN's College Basketball Power Index (BPI), No. 10 by KenPom, No. 9 in the Sagarin Ratings and No. 12 in the NCAA's NET rankings through Jan. 22.

**ATLANTIC COAST CONFERENCE**

(2021-22 standings through Jan. 22)

School	ACC	Overall	Streak
Miami.....	6-2	14-5	L 1
Florida State.....	6-2	13-5	W 6
Duke.....	5-2	15-3	W 1
Notre Dame.....	5-2	12-6	W 2
Wake Forest.....	6-3	16-4	W 3
North Carolina.....	4-3	12-6	L 2
<b>Louisville.....</b>	<b>5-4</b>	<b>11-8</b>	<b>L 1</b>
Virginia.....	5-4	11-8	L 1
Boston College.....	3-4	8-9	W 1
Clemson.....	3-5	11-8	W 1
Syracuse.....	3-5	9-10	L 1
NC State.....	3-6	10-10	W 1
Virginia Tech.....	2-5	10-8	L 1
Pittsburgh.....	2-6	7-12	L 2
Georgia Tech.....	1-6	7-10	L 2

**Upcoming ACC Games****Monday, January 24**

Boston College @ Wake Forest.....	ACCN	6:00 PM
Louisville @ Virginia.....	ESPN	7:00 PM
Virginia Tech @ North Carolina.....	ACCN	8:00 PM

**Tuesday, January 25**

Clemson @ Duke.....	ESPN/2	7:00 PM
Syracuse @ Pittsburgh.....	ACCN	8:00 PM

**Wednesday, January 26**

Miami @ Virginia Tech.....	ACCN	7:00 PM
Boston College @ North Carolina.....	RSN	7:00 PM
Florida State @ Georgia Tech.....	ACCN	9:00 PM
NC State @ Notre Dame.....	RSN	9:00 PM

**Saturday, January 29**

Duke @ Louisville.....	ESPN	12:00 PM
Miami @ Georgia Tech.....	RSN	12:00 PM
NC State @ North Carolina.....	ACCN	2:00 PM
Virginia Tech @ Florida State.....	ABC	3:00 PM
Pittsburgh @ Boston College.....	ACCN	4:00 PM
Virginia @ Notre Dame.....	ACCN	6:00 PM
Wake Forest @ Syracuse.....	ACCN	8:00 PM

**Louisville in ACC Statistics (through Jan. 22)**

Team Statistics	All	Rank	ACC	Rank
Scoring Offense.....	69.3	10	67.9	10
Scoring Defense.....	67.8	8	70.2	8
Scoring Margin.....	+1.5	12	-2.3	10
FT Percentage.....	.689	12	.680	14
FG Percentage.....	.425	14	.433	10
FG Pct. Defense.....	.411	3	.440	4
3-Pt. Percentage.....	.320	14	.354	6
3-Pt. Percentage Defense.....	.328	6	.354	10
Rebounding Margin.....	+3.3	4	+2.8	4
Blocked Shots.....	2.3	14	2.0	13
Assists.....	12.8	12	12.8	11
Steals.....	6.4	9	4.7	14
Turnover Margin.....	-1.1	13	-2.3	10
Assists-Turnover Ratio.....	.996	13	1.15	11
3FG Made.....	7.8	9	7.8	6

**Individual Stats (All Games)**

<b>Assists</b>	<b>Steals</b>
17. Jarrold West.....	13. Jarrold West.....
18. Mason Faulkner.....	<b>Defensive Rebounding</b>
<b>Rebounding</b>	2. Malik Williams.....
3. Malik Williams.....	<b>Offensive Rebounding</b>
<b>Assists/Turnovers Ratio</b>	20. Malik Williams.....
2. Mason Faulkner.....	<b>Blocked Shots</b>
5. Jarrold West.....	16. Malik Williams.....
<b>3Pt Field Goals Made</b>	
4. Noah Locke.....	



■ **Card Clips** — Louisville has held 12 of its 19 opponents under 43 percent from the field this season and seven under 40 percent. However, five of UofL's last six foes have exceeded that mark, with two over 50 percent (NC State .561, Notre Dame .633) against the Cardinals. Louisville is third in the ACC and are 86th nationally in field goal percentage defense (.401) ... **Jarrod West** is fifth in the ACC in assists-turnovers ratio (2.31), 13th in steals (1.5) and 17th in assists (3.2). West handed out his 450th assist in his career with five at NC State (483 now) ... Eight different players have led the Cardinals in scoring in Louisville's 19 games ... Louisville is gathering steals at a higher rate than a year ago, averaging 6.4 steals this season (ninth in the ACC) after averaging 4.8 a game last year. Louisville has produced eight or more steals in seven games ... Walk-on Sam Bearden's number has changed from 2 to 20 for the remainder of the season after Russ Smith's No. 2 jersey retirement on Jan. 22 ... Louisville trailed by as many as nine (36-27) in the second half against Wake Forest, marking the 37th time in the last 10 seasons the Cardinals have recovered from nine or more points down to win.

■ **Rebounding Improves** — Louisville is 8-2 this year when winning the rebounding battle. The Cardinals rank 18th in the NCAA in defensive rebounding (28.6 rpg) and 60th in total rebounds per game (38.4) through Jan. 22. The Cards grabbed 10 offensive rebounds at Florida State, their eighth time this season with at least 10 on the offensive glass. UofL had 17 offensive rebounds vs. Maryland.

Louisville dominated the glass in its two games in the Bahamas, claiming a 47-38 rebounding advantage vs. Mississippi State before outrebounding Maryland 51-25. The plus-26 rebounding margin against Maryland is the largest for the Cardinals since finishing plus-28 against Evansville on Nov. 25, 2020. The margin is the largest for UofL away from home since plus-30 against Northeastern on Nov. 28, 1986. It was the largest rebounding advantage against a current Power Five program since a plus-29 vs. Virginia Tech on Feb. 6, 1986. Louisville held a decisive 46-30 rebounding advantage over NC State in its first ACC outing and a 32-28 edge against the Wolfpack on Jan. 12.

■ **Tornado Relief Efforts** -- While there are multiple ways to support relief efforts across Kentucky from the devastation from December tornados, below is a fund in which individuals can provide financial donations that can directly help residents specifically in the Bowling Green area, where the Cardinals played on Dec. 18. **Warren County Public Schools Synergy Relief Fund** link: <https://uofl.me/3IO55pM>, or text "BGSTRONG" to 83200.

UofL transported hundreds of toys to Bowling Green in advance of its game at Western Kentucky on Dec. 18. The toys, unloaded by the Cardinal team, were donated by UofL fans at home men's and women's games, plus by the UofL athletics staff. The toy drives also supported local Louisville organizations Home of the Innocents and Nortons Children's Hospital.

■ **Davis, King Sign with Louisville Basketball** -- **D'Ante "Tae" Davis**, 6-6, 175-pound guard from Warren Central High School in Indianapolis, Ind.; and **Fredrick King**, a 6-10, 220-pound center from Mangrove Cay, Andros, in the Bahamas; have each signed a national letter-of-intent to continue their basketball playing careers at the University of Louisville.

Davis averaged 13.5 points and 6.2 rebounds per game as a junior last season in helping Warren Central post a 19-7 record before falling to 4A state finalist Lawrence North by a point in the sectional semifinals. The younger brother of current UofL sophomore guard/forward Dre Davis, Tae is ranked among the nation's top 150 players, including No. 139 by Rivals.com and No. 147 by 247Sports.com. He was an AP high honorable mention all-state selection as a junior in 2020-21, an All-Metropolitan Interscholastic Conference honoree and was named to the Indiana Basketball Coaches Association Underclass All-State Supreme 15.

Davis had transferred to Warren Central for the 2020-21 season after his father, D'Andre Davis Sr., became the school's head coach after previously serving six seasons as an assistant coach at Lawrence Central. As a sophomore at Lawrence Central, Tae averaged 10.9 points and 4.7 rebounds per game in 2019-20.

Many collegiate programs became aware of King when he joined the NBA Academy, where he averaged 23 points and 12 rebounds to lead his NBA Academy Latin America team to a 3-0 record at the NBA Academy Games in San Luis Potosi, Mexico in September.

In his top two games in the NBA Academy International event, King scored 31 points and grabbed 16 rebounds in an 82-61 win over NBA Africa Red, and totaled 29 points and 13 rebounds in a 93-87 victory over The Skills Factory. King, who turns 18-years-old in February, was the first Bahamian to enroll at the NBA Academy. Before his move to the NBA Academy in January, King's C.I. Gibson team was the GSSSA runner-up last season.

■ **Mack Was Out for First Six** — UofL Head Coach **Chris Mack** has been back for the last six games after serving a university-imposed suspension for six games from Nov. 8 through Nov. 27. The University concluded that while Mack was a victim of an extortion attempt by former assistant coach Dino Gaudio, Mack failed to follow University guidelines, policies, and procedures in handling the matter. The sanctions imposed upon Coach Mack were unrelated to the extortion attempt itself and the ongoing NCAA process. During the suspension, Mack was prohibited from having contact with the men's basketball coaching staff or student-athletes. UofL assistant coach **Mike Pegues** (pronounced puh-GESE) served as the Cardinals' acting head coach while Mack was out, leading the Cardinals to a 5-1 record and the Baha Mar Hoops Bahamas Championship. Pegues is in his fourth season at UofL and his 10th with Mack, after working six seasons with him at Xavier (2012-18) as well.

■ **West a Theft Leader** — Louisville graduate transfer and team co-captain Jarrod West is third in the nation in career steals among active players through Jan. 22. West has 283 career steals, including 29 in his 19 games at Louisville. West averaged a Conference USA-leading 2.5 steals (11th in the nation) as a senior for Marshall University last season. He had three or more steals in nine games last season and has five games with at least three thefts this year with the Cardinals, including five at Western Kentucky on Dec. 18. West is 13th in the ACC in steals this year (1.53 per game).

#### NCAA Active Career Steals (through Jan. 22)

1	Jacob Gilyard, Richmond.....	422
2	Quan Jackson, UAB .....	299
3	<b>Jarrod West, Louisville .....</b>	<b>283</b>
4	Javon Levi, UT Arlington.....	275
5	Kevin Johnson, UIC .....	267

#### UofL Statistical Comparison

	Wins	Losses	Home	Away/Neutral
Record .....	12-0	0-8	7-4	4-4
Scoring Average.....	72.5	64.9	71.2	66.8
Points Allowed .....	62.5	75.2	67.7	68.0
Scoring Margin .....	+10.1	-10.4	+2.4	-1.2
FG Percentage.....	.450	.394	.441	.403
Opp. FG Percentage ..	.372	.471	.404	.421
3-Pt. Percentage .....	.336	.284	.339	.299
FT Percentage .....	.686	.695	.686	.693
Rebound Margin .....	+7.5	-2.6	+2.4	+4.5
Turnover Margin .....	-2.5	+0.9	-0.5	-1.7

#### UofL Statistical Comparison by Halves

	1st Half	2nd Half
Scoring Average.....	35.2	33.8
Points Allowed .....	32.8	34.3
Scoring Margin .....	+2.4	-0.5
FG Percentage.....	.430	.423
Opp. FG Percentage .....	.415	.405
3-Pt. Percentage .....	.326	.320
FT Percentage .....	.709	.674
Rebound Margin .....	+2.8	+0.6
Turnover Margin .....	+0.4	-1.4

■ **Seasons Remaining** -- With multiple transfers, possible COVID-19 waivers and redshirts on the Cardinals' roster this season, it can be confusing on just how many years an individual has left to play at the collegiate level. Below is a list of the seasons of collegiate competition remaining for each member of the UofL roster including this season, should a COVID-19 waiver be applied.

Name	Years	Name	Years
Sam Bearden	4	Ashton Myles-Devore	4
Brad Colbert	4	Drew Schultz	4
Matt Cross	4	JJ Traynor	4
Sydney Curry	3	Jarrod West	1
Dre Davis	4	Roosevelt Wheeler	4
El Ellis	3	Malik Williams	1
Mason Faulkner	1	Samuell Williamson	3
Mike James	4	Jae'Lyn Withers	3
Noah Locke	2	Gabe Wiznitzer	4

■ **UofL Athletics Success** -- Louisville ranks 25th in the nation in the Learfield Director's Cup standings through fall sports. Louisville's volleyball team (32-1, ACC Champion) reached the final four teams in the NCAA Volleyball Championship unbeaten until falling to eventual national champion Wisconsin on Dec. 16 in the national semifinals in Columbus, Ohio. Louisville's women's basketball team is 15-2 and ranked 3rd/2nd in the nation, while the Cardinals' swimming teams are both among the nation's top 15 teams (men's ninth, women's 11th). UofL's field hockey (No. 6 in the nation; ACC Champion) and men's soccer team both participated in NCAA postseason competition.

■ **Briefly** — Louisville's defense has not been as stingy in recent games as it has been earlier

this season. Over the last six games, opponents are shooting nearly eight percent higher (.463 to .388) and scoring nearly six points more per game (71.8 to 66.0) than in the Cards' first 13 games of the season when UofL ranked among the top 25 defenses in the nation by Kenpom analytics (No. 60 now, fourth in the ACC) ... **Matt Cross**

has scored in double figures in five of the last 12 games (seven total this season), including 13 points and a season-high eight rebounds and two blocked shots at Georgia Tech ... **Samuelli Williamson** has averaged 6.6 points and 4.3 rebounds over the last eight games, starting six of those contests. He has scored nine or more points in three of the last eight, including 13 points and seven rebounds at Florida State. He is second in rebounding (4.5 rpg) for the Cardinals this year ... Louisville got a season-high 52 points off its bench vs. NC State, its most since scoring 63 against Southern on Nov. 13, 2018, but managed just 11 points from its starting lineup, the fewest from a starting group in 88 years ... The Cardinals grabbed 10 offensive rebounds at Florida State, their eighth game this season with at least 10. The Cardinals rank 56th in the nation in total rebounds per game (39.1) ... Louisville has held the opposition to 60 points or fewer in six games this season, including a season low of 54 points against Boston College ... Wake Forest shot 24-for-63 (38.1 percent) from the field against the Cardinals, one of four teams UofL has held below 42 percent this season ... Louisville attempted just three free throws against DePaul, its fewest since taking just two against Syracuse on Feb. 17, 2016 ... A starter at forward in the first 12 games, **Dre Davis** was named to the Baha Mar Hoops Bahamas Championship All-Tournament team ... Louisville's 35.0 percent (21-of-60) field goal accuracy against Maryland marked its lowest shooting percentage in a victory since defeating Old Dominion while shooting 29.7 percent on Nov. 23, 2016 ... Nine of Louisville's last 10 head coaches, including acting and interim coaches, have won their first game at UofL as **Mike Pegues** did with the Cardinals on Nov. 9 ... Louisville's top two three-point shooters from a year ago are gone (David Johnson 32 threes, Carlik Jones 18) from a team that averaged 5.35 three-pointers and made a high of eight in a game last year. Ten different Cardinals have made a three-pointer this year, including seven players with eight or more threes ... Louisville scored a season-high 86 points vs. Southeastern Louisiana while also earning its widest margin of victory for the season (26 points).

■ **Cards Came Off a COVID Pause** -- Louisville's Dec. 29 game vs. Wake Forest was its first off a pause in basketball activities due to multiple COVID positive tests in the program that forced the Cardinals off the court and to postpone its Dec. 22 game at Kentucky. There were 11 days between games when UofL faced Western Kentucky on Dec. 18 and its next game against WFU on Dec. 29.

Louisville experienced two long pauses in 2020-21 due to COVID-19 issues. In February, UofL had 19 days between games, during with four contests were postponed. Louisville's 19 days between its game on Feb. 1 against Georgia Tech and its next on Feb. 20 at North Carolina was its longest in-season stretch without a game in 54 years. In December 2020, UofL paused on Dec. 3, missed three games that were cancelled or postponed, returned to practice on Dec. 12 with a group of players, and played at Wisconsin on Dec. 19.

■ **Single Game Tickets Available** — Single-game tickets for the University of Louisville's six remaining ACC home men's basketball games in the KFC Yum! Center are on sale. Tickets are dynamically priced and pricing is subject to change. Tickets may be purchased online through Ticketmaster at this link: <https://uofl.me/2UW66D8>.

Additional information is available by calling the UofL ticket office at 502-852-5151, emailing [tickets@gocards.com](mailto:tickets@gocards.com), or by visiting the UofL Ticket Office, which is located on the third floor of the Swain Student Activities Center and is open weekdays between 9 a.m. to 4 p.m. The KFC Yum! Center box office, located on the arena plaza, is open Monday, Wednesday and Friday from 10 a.m. to 4 p.m. Both offices are cashless, as are concessions in the arena.

■ **Fan Information** -- Operations for fans are in place for games in the KFC Yum! Center this year.

□ **Health/Safety Plan:** To address health and safety measures, masks are recommended to be worn in all areas of the KFC Yum! Center for UofL events, regardless of COVID-19 vaccination status.

□ **Cashless Concessions:** All concession areas within the KFC Yum! Center are cashless. Fans should be prepared to use a credit or debit card for all transactions.

□ **Mobile Ticketing:** Mobile entry will again be utilized with ticketing for men's and women's basketball games this season. For more information on this process, visit [GoCards.com/TicketHub](https://GOCards.com/TicketHub).

□ **Bag and Purse Policy:** All bags are subject to search upon entering the arena. Backpacks of any kind, including drawstring, fanny packs, computer bags and camera bags are prohibited. Bags no larger than 14" x 14" x 6" will be allowed into the arena for University of Louisville events. Medical bags are permitted and subject to search.

#### Louisville Opponents

	FG%	PPG
First 13 Games.....	.388	66.0
Last 6 Games.....	.463	71.8

■ **Cardinal Spurts** — Through its 19 games this season, Louisville has produced 15 runs of 8-0 or better, including an 11-0 first half run at Pittsburgh three games ago. UofL produced a season-best 18-0 run vs. Detroit Mercy on Nov. 20. UofL has forced its opponents into 37 scoring droughts of three minutes or more, including a stretch of 3:14 in the second half against Notre Dame in its last game. A 7:34 scoreless stretch against Detroit Mercy on Nov. 20 was the Cardinals' longest defensive scoreless stretch of the year.

■ **Ear It Pronunciations** -- Trouble with pronunciations? Check out the Ear It pronunciations for the Cardinals' players from the men's basketball roster on [www.GoCards.com](http://www.GoCards.com). The ear links next to player names on the roster are supplied by TheNameEngine.com, an interactive audio service that provides proper audio pronunciations and phonetic spellings (direct link: <https://uofl.me/3gmphzG>).

■ **Gaines Back with the Cards** -- **Reece**

**Gaines**, UofL's No. 4 all-time men's basketball scorer and a member of the Cardinals' Athletic Hall of Fame whose playing career bridged two Hall of Fame coaches, has been offered a position on the UofL staff as Director of Player Development and Alumni Relations, pending completion of the approval process.

"We are excited to add Reece Gaines in a capacity that helps our student-athletes," said UofL Head Coach Chris Mack. "Reece's experience as a UofL athlete, a professional athlete and a college coach will give him a terrific perspective to share with our players. His time as a former Cardinal will help us continue building a strong connection with former players who built this national program. We are thrilled to welcome back Reece."

For the last two seasons, Gaines has served as an assistant coach with the Austin Spurs (2019-21), the G League team of the San Antonio Spurs. He was an assistant coach at Eastern Kentucky University (2015-19), including time as acting head coach. He started in coaching as an assistant at Bellarmine (2012-15), when the Knights reached three NCAA Division II tournaments, including a Sweet 16 and Final Four appearance.

A four-year starter in the Cardinals' backcourt (1999-2003) who ranks fourth on the UofL career scoring list with 1,945 points, Gaines earned second-team All-America honors by The Sporting News, ESPN.com, and Sports Illustrated as a senior. A finalist for national player of the year awards, Gaines played his first two years with the Cardinals under Denny Crum before competing in his final two seasons under coach Rick Pitino.

■ **Guide Online** — The 2021-22 UofL Men's Basketball guide is available in pdf form with the QR code to the right, or at this link: <https://uofl.me/3aeuokS>





■ **Louisville Retired Russ Smith's Number 2 Jersey** -- The University of Louisville retired men's basketball All-America guard Russ Smith's No. 2 jersey number in a halftime ceremony of the Cardinals' Jan. 22 game against Notre Dame in the KFC Yum! Center. Smith's No. 2 is the fifth number retired in the Louisville men's basketball program, joining No. 8 Charlie Tyra (1953-57 at UofL), No. 31 Wes Unseld (1965-68), No. 35 Darrell Griffith (1979-80) and No. 42 Pervis Ellison (1985-89). The number two will no longer be worn by a UofL player.

Nicknamed "Russdicolous," Smith is the only Louisville player in history with at least 1,800 career points, 350 assists and 250 steals. He is the Cardinals' all-time leader in steals with 257, is fifth in career scoring at Louisville with 1,908 points, second in career free throws made with 488, and is tied for ninth in career three-pointers with 180.

A consensus All-America selection as a senior in 2013-14 and the 2014 AAC Tournament Most Outstanding Player, Smith averaged 18.2 points, 4.6 assists and 2.0 steals as the Cardinals posted a 31-6 record. He was a candidate for national player of the year honors and was one of 10 finalists for the Senior CLASS award. The two-time KenPom Player of the Year (2013, 2014) earned All-America honors as a junior in 2012-13 when he was led the Cardinals in scoring, averaging 18.7 points and 2.1 steals. He was selected as the national Player of the Year by Ken Pomeroy and was the recipient of the 2012-13 BIG EAST Conference Scholar-Athlete Sports Excellence Award for men's basketball. He earned the Most Outstanding Player award of the 2013 NCAA Midwest Regional after scoring 31 points against Oregon and 23 points against Duke.

A 6-0 guard from Brooklyn, N.Y., Smith was a part of the second-most successful four-year period in the Cardinals' storied basketball history, helping Louisville win 121 games from 2010-14 (121-31, .796). He helped the Cardinals reach two NCAA Final Fours, two Big East Tournament Championships and one with the American Athletic Conference, two regular season co-conference titles (one Big East, one American), three straight NCAA Sweet 16 appearances and the 2013 national title (later vacated).

Following his collegiate career, Smith was selected by the Philadelphia 76ers in the second round of the 2014 NBA Draft with the 47th overall pick, and was subsequently traded to the New Orleans Pelicans. He played in the NBA with New Orleans and the Memphis Grizzlies, and has played professional basketball in Turkey and China, as well as with G League teams Iowa Energy, Delaware 87ers and Fort Wayne Mad Ants, where he is currently playing.

He was the 2017 NBL China Player of the Year when he averaged 60.5 points per game and led the league in scoring that season and in 2019. Smith scored a career-high 81 points for Luoyang Zhonghe of China on July 5, 2017, adding eight rebounds and seven assists in the game.

■ **Cards Finished Seventh in ACC** — After missing seven conference games due to COVID-19 issues of its own or its opponent, Louisville posted an 8-5 record in its seventh season in the Atlantic Coast Conference. Virginia won the ACC regular season championship. Louisville has won at least eight league games for 15 straight seasons. The Cardinals have finished in the top three in its conference nine of the last 17 years. UofL finished in a tie for second in 2019-20 (15-5 ACC record), sixth in 2018-19, a tie for eighth in 2017-18, was tied for second in 2016-17, and was fourth in its first two years in the ACC in posting identical 12-6 records in each of its first three years in the ACC.

Louisville's 15-5 ACC record in 2019-20 was its best in its six years in the conference and its first time to win more than 12 ACC games. It was the most wins in any conference since UofL won the 2013-14 American Athletic Conference title with a 15-3 conference record. Last year was the first time for a 20-game ACC schedule.

Louisville ACC Record		
First 3 Yrs.	Next 3 Yrs.	
2014-17	2018-21	
36-18	33-18	

The Cardinals' have won 22 regular season conference championships (regular season conference championships: American 1, Big East 2, Conference USA 1, Metro 12, Missouri Valley 6; *two later vacated*). Louisville has won its conference championship or finished second in 28 of the last 46 years, including seven of the last 17 years. In conference tournaments, Louisville has a composite 83-45 record, winning 19 tournament championships (1 American, 3 Big East, 2 C-USA, 11 Metro, 2 KIAC; *three later vacated*). In its last league title, UofL claimed the inaugural 2014 American Athletic Conference Championship, beating eventual national champion UConn in the title game (*later vacated*).

■ **Cards Have Rare 20-Win Streak** — Louisville is one of four Division I schools in the nation which have won 20 or more games in at least 18 of each of the past 19 seasons. The Cardinals only played 20 games in 2020-21. The four with 20 wins in at least 18 of the last 19 years are Kansas (32 straight), Duke (24 of last 25), Gonzaga (23 straight) and Louisville (18 of last 19). Kansas and Gonzaga reached the 20-win mark in the event-shortened 2020-21 season. UofL has won at least 19 games in 46 of the last 51 years. However, the NCAA Committee on Infractions' vacation of 123 victories in four of those years (2011-15) negates the official results.

■ **Grad Transfer Success** — Entering this year, a graduate transfer has started in the Louisville backcourt in each of the last three seasons and four of the last six. On four occasions in the last six years, a graduate transfer guard has either led or been among the top two scorers for the Cardinals. The latest last season was Carlik Jones in 2020-21, leading UofL in scoring (16.8) and assists (4.5). This year, graduate transfer Jarrod West from Marshall started the first 17 games and leads the Cardinals with 60 assists and has 29 steals.

## CARDINAL CLIPS

■ Louisville has finished among the nation's Top 25 teams in eight of the last 11 years (14th in 2019-20). Louisville has been ranked on 657 occasions in the Associated Press poll, sixth all-time.

■ Louisville has **77 NBA Draft selections**, including 10 in the last nine years (David Johnson the latest in 2021 as the 47th overall pick). Former UofL and current Utah Jazz guard Donovan Mitchell was the 2018 NBA Dunk Contest winner, was runner-up for the NBA Rookie of the Year that year, and was a 2020 and 2021 NBA All-Star. Montrezl Harrell (now with the Los Angeles Lakers) was the 2020 NBA Sixth Man of the Year.

■ Louisville has been the highest rated television market for college basketball for the last 19 years.

■ Louisville is **one of only five schools** to be ranked in the AP Top 25 poll at least once during each of the last 18 seasons, excluding preseason polls (*others*: Duke, Gonzaga, Kansas, & North Carolina).

■ Louisville is one of four schools that have won 20 or more games on the court in at least **18 of the last 19 seasons** (also Kansas, Duke and Gonzaga). However, the NCAA Committee on Infractions' vacation of 123 victories in four of those years (2011-15) negates the official results.

■ Louisville made its 39th NCAA Tournament appearance in 2019. The Cards have reached the Sweet 16 on 17 occasions, have advanced to the Elite Eight 11 times, Final Four eight times, and won NCAA Championships in 1980 and 1986. Louisville is seventh in NCAA Tournament appearances (39), ninth in tournament victories (61) and sixth in tournament games (102). UofL Coach Chris Mack has an 11-9 record in nine NCAA Tournament appearances.

■ Louisville has attracted over **3.9 million fans** in its first 12 years in the spectacular KFC Yum! Center. The Cardinals have ranked in the top seven nationally in home attendance for the last 40 consecutive years (16,658 in 2019-20).

■ Three Cardinals were named to the 2021 All-ACC Academic Team (**ACC-best 39 selections** over six years). A total of **13 of 17** student-athletes earned a 3.0 or better GPA for the most recent UofL Fall 2020 semester. The Cardinals have produced a 3.0 or better GPA in 24 of the last 27 semesters. UofL and Stanford are the only two schools from Power Five conferences that have earned an Academic Progress Rate (APR) national award in at least seven of the last eight years.

■ Louisville's strength of schedule has been among the top 18 toughest in the nation by the RPI or NET in 11 of the past 15 years. UofL's 2018-19 slate was the fourth-toughest overall by the NCAA's NET. The Cardinals' 2019-20 schedule was ranked No. 18 by the NET, third-highest among ACC schools behind Duke and North Carolina.

■ Louisville has participated in postseason competition in 49 of the last 56 years. Postseason events were cancelled in 2019-20 due to COVID-19.

■ Louisville is **second in the nation** with 69 1,000-point career scorers (behind North Carolina's 77). Jordan Nwora (1,294 career points) was the latest to reach that mark in 2020.

■ **Cards Sixth All-Time in the Polls** — With its first ranking in the Top 25 of the 2020-21 season on Dec. 7, Louisville is one of only five schools to be ranked in the AP Top 25 poll at least once during each of the past 18 seasons (since 2002-03), excluding preseason polls (*others*: Duke, Gonzaga, Kansas, North Carolina). Louisville has been ranked in the Associated Press poll on 657 occasions, sixth most all-time. UofL has been among the top ten on 302 occasions, including 14 times in the 2019-20 season. UofL has been ranked among the nation's top 16 in the preseason poll six of the last 10 years (5th last year, 16th in 2017-18, 13th in '16-17, eighth in '14-15, third in '13-14, second in '12-13, ninth in '11-12).

Louisville finished among the Top 15 in the AP poll in 2019-20 for the 25th time, sixth-most all-time. The 2019-20 season marked the fifth time Louisville remained ranked in the top 13 of the AP poll through the first 18 polls of the season (also 1974-75, 2012-13; polls for 1956-57 and 1966-67 were fewer than 17 weeks).

Louisville has been among the top ten of the AP poll on 302 occasions (sixth-most all-time, 14 of 19 polls in 2019-20) and has been ranked in the top five 136 times (ninth most all-time, nine in 2019-20). With UofL's No. 3 national ranking in the Dec. 23, 2019 AP poll, 2019-20 was the first season in 53 years that the Cardinals remained in the AP Top 5 through the first eight polls (since the 1966-67 season). UofL was ranked as the nation's top team in the AP poll for two weeks in the 2019-20 season.

■ **Success vs. Top 25 Foes** -- Louisville has won 45 of its last 100 against AP ranked opponents, falling to No. 22 Michigan State on Dec. 1, 2021 in its last Top 25 matchup. UofL has a 62-68 record against Top 25 teams over the last 12 years (1-2 in 2020-21). The Cardinals have been victorious 10 of the last 29 times it has faced an AP top-five foe. UofL has won 23 of its last 55 games when facing Top 10 teams, spanning the last 12 years.

■ **Cards Were Among Nation's Least Experienced Teams** — Louisville was one of the least experienced teams in the nation in 2020-21. The Cardinals ranked 331st in the nation in experience in Kenpom analytics. Until senior Malik Williams joined the team for three late season games, Louisville had only two upperclassman among its 12 scholarship players. UofL freshmen and sophomores amassed 79.4 percent of the team's minutes played, the most for the Cardinals in at least 66 years.

■ **Conference Success at Home** — Louisville has protected its home court well in conference competition in recent years. The Cardinals have a 63-20 record in its conference home games over the last 10 years (.759). UofL has produced an 8-1 or better home record in league play in three of the last 10 years, including 9-1 in 2019-20. In ACC home games over the last eight years, Louisville's 49 wins (49-17 record) is fourth-best in the league behind Virginia (56), Duke (56) and Florida State (55); North Carolina also with 49. In road games, UofL is fourth with 34 ACC road victories in its eight years in the league (34-32 ACC road record).

■ **Williams, West Captains** -- Fifth-year senior forward **Malik Williams** and graduate transfer guard **Jarrod West** were selected as team captains for the 2021-22 men's basketball season by a vote of their teammates. The pair drafted teammates and staff for a charity softball team this summer, won by Team West.

Williams, who also served as a captain for the Cardinals the last two seasons and is the first three-year captain in UofL history, played in just three games last season after recovering from a foot injury and then re-injuring the foot late in the season. He was the runner-up in the 2019-20 ACC Sixth Man of the Year voting as a junior. West averaged a Conference USA-leading 6.0 assists (12th in the nation) and 2.5 steals (11th in the nation) as a senior for Marshall last season.

■ **Williams, Davis Earn All-Tournament Honors** — UofL forward/center Malik Williams was named the Most Valuable Player of the 2021 Baha Mar Hoops Bahamas Championship, while forward Dre Davis was also selected to the five-man team. The duo were among the Cardinals' top defenders in Louisville's impressive defensive effort against Mississippi State and Maryland. Williams produced his sixth career double-double with 13 points, 12 rebounds and career-high four steals in the title game against Maryland. Williams also totaled eight points and 10 rebounds against Mississippi State as Louisville limited the Bulldogs to 33.3 percent shooting from the field. Davis' defense in the two games was an important factor in the championship. He produced 12 points, seven rebounds and two assists in the victory over Mississippi State. He added six points and four rebounds against Maryland.

#### All-Time Finishes in the AP Final Poll Top 15

1. Kentucky	48
2. North Carolina	47
3. Duke	45
4. Kansas	38
5. UCLA	33
6. Louisville	25
7. Arizona	24
8. Cincinnati	20
Michigan	20
Michigan St.	20

#### UofL Scholarship Players Experience '20-21 '21-22

Jr/Sr/Gr	*3	**7
Fr/So	9	7

\*includes two who played a combined 117 minutes.

\*\*includes four who have played at least 3 college seasons.

#### Louisville Home Conference Record, Last Nine Years

	Record	Conference
2021-22	3-2	ACC
2020-21	4-2	ACC
2019-20	9-1	ACC
2018-19	6-3	ACC
2017-18	5-4	ACC
2016-17	8-1	ACC
2015-16	8-1	ACC
2014-15	6-3	ACC
2013-14	7-2	American
2012-13	8-1	Big East
	63-20	.759

#### 2021 Baha Mar Hoops Bahamas Championship All-Tournament Team

Malik Williams, Louisville \*  
Dre Davis, Louisville  
Eric Ayala, Maryland  
Tolu Smith, Mississippi State  
Tyler Burton, Richmond  
\*Most Valuable Player

## 2021-22 NATIONAL POLLS

### Associated Press (Jan. 17)

1	Gonzaga
2	Auburn
3	Arizona
4	Purdue
5	Baylor
6	Duke
7	Kansas
8	Wisconsin
9	UCLA
10	Houston
11	Villanova
12	Kentucky
13	LSU
14	Michigan State
15	Iowa State
16	USC
17	Illinois
18	Texas Tech
19	Ohio State
20	Xavier
21	Providence
22	Loyola Chicago
23	Texas
24	Tennessee
25	Connecticut

### USA Today/Ferris Mowers (Jan. 17)

1	Gonzaga
2	Auburn
3	Arizona
4	Purdue
5	Duke
6	Baylor
7	Kansas
8	Wisconsin
9	UCLA
10	Houston
11	Villanova
12	Kentucky
13	Michigan State
14	Iowa State
15	USC
16	LSU
17	Illinois
18	Ohio State
19	Texas Tech
20	Xavier
21	Providence
22	Texas
23	Colorado State
24	Loyola Chicago
25	UConn, Tennessee

### Louisville in the Polls

Date	AP	USAT	Date	AP	USAT
preseason	rv	--	Dec. 20	--	--
Nov. 15	--	--	Dec. 27	--	--
Nov. 22	--	--	Jan. 3	--	--
Nov. 29	rv	--	Jan. 10	--	--
Dec. 6	--	--	Jan. 17	--	--
Dec. 13	--	--			

rv = receiving votes

■ **James Out for Season** — Freshman guard/forward **Mike James** suffered a torn Achilles tendon in his left leg in practice on Oct. 6 and will miss the 2021-22 season. He had successful surgery on Oct. 8 to repair the injury.

A 6-6 freshman from Orlando, Fla., James averaged 19.4 points, 10.8 rebounds, 2.5 assists and 1.2 blocked shots points per game as a senior last season to lead Oak Ridge High School to a 23-3 record and the state 7A semifinals. The 2020-21 Orlando Sentinel boys basketball player of the year, he was also voted Class 7A Player of the Year in Florida.

■ **21 All-American Selections** -- Twenty-one Louisville players have earned All-America status, the latest being Jordan Nwora in 2020. Six UofL individuals have been consensus first team selections (Charlie Tyra, Wes Unseld, Darrell Griffith, Pervis Ellison, Clifford Rozier and Russ Smith).

■ **Louisville Live** -- A crowd of 20,204 was in attendance at legendary Churchill Downs Racetrack in Louisville when the Cardinals staged "Louisville Live," UofL's annual pre-season basketball event on Sept. 18. The Cardinals participated in activities on a portable basketball court near the paddock and shared the site with an evening of live thoroughbred horse racing. UofL's 1986 NCAA Championship team was honored on their 35th anniversary.



■ **Impressive Academic Performance** -- While the UofL men's basketball team has performed well on the court, the Cardinals have excelled in the classroom as well. Louisville has received an NCAA Public Recognition Award seven of the last eight years for ranking among the top 10 percent in men's basketball in the Academic Progress Rate (APR), which measures academic eligibility, retention and graduation for student-athletes. Louisville and Stanford are the only two schools from Power Five conferences that have earned the APR recognition in at least seven of the last eight years.

The men's basketball team has attained a collective 3.0 GPA for 24 of the last 27 semesters, including a 3.102 cumulative team mark for the Fall 2021 semester. Twelve of 18 Cardinals earned a 3.0 GPA or better in the UofL Fall 2021 semester. A league-high matching five Cardinals were named to the 2020 All-ACC Academic Team, three Cardinals were honored on the team in 2021, and UofL has produced an ACC-best 39 selections over its seven years in the league. Recently, Jordan Nwora was named to the 2019-20 CoSIDA Academic All-America second team. Prior to entering the ACC, UofL's men's basketball team earned four straight league Team Academic Excellence Awards, recognizing the highest collective grade-point averages in each of the conference sports (2014 American Athletic Conference, 2011-13 Big East). Seven members of the Cardinals' 2019-20 team earned degrees.

■ **Cardinals Placed Three on 2021 All-ACC Academic Team** -- Three UofL men's basketball student-athletes Dre Davis, David Johnson and Samuel Williamson were honored on the 2021 All-ACC Academic Men's Basketball Team for their academic achievement as well as their on-court performance. Williamson earned the recognition for the second year. With these three selections, Louisville has placed an ACC-best 39 selections on the team in the last seven years, including five on the 2019-20 team.

■ **Comeback Cards** — Over the last 10 seasons, UofL has recovered from nine or more points down to win on 37 occasions, including once this season after falling behind 36-27 in its Dec. 29 game against Wake Forest. Louisville recovered from nine or more points down to win four times in 2019-20, all in ACC games and three times in road games. The Cardinals fought back from a 15-point, first-half deficit (14 in second half) to win against Wake Forest on Feb. 5, a nine-point first-half deficit to win at Pittsburgh on Jan. 14, 11 points down in the second half vs. Georgia Tech on Jan. 22 and nine down in the first half at Boston College on Jan. 29. Other recent comebacks include UofL recovering from a 15-point deficit to win its ACC opener vs. Miami in 2019 and fought back from a 12-point deficit at Seton Hall during the 2018-19 season and trailed by nine in the second half.

■ **Three Million Fans** — Louisville passed the three million mark in total home attendance in the KFC Yum! Center on Jan. 21, 2018. A total of 3,909,025 fans have flocked to the spectacular arena to watch UofL play in its 12 seasons. Louisville's average home attendance of 16,658 in 2019-20 was the seventh-largest in the nation. UofL has ranked among the top seven nationally in average home attendance each of the last 40 years. UofL has averaged 18,614 fans in 12 years in KFC Yum! Center, inclusive of last year's smaller crowds.

■ **Cards vs. Non-Conference Foes** -- Louisville has won 90 of its last 96 non-conference games at home in the KFC Yum! Center, spanning the last 12 seasons. The Cardinals longest home win streak over non-conference opponents was 35 games between Dec. 27, 2014 and Dec. 31, 2010, falling to Kentucky on those two dates. The other six non-conference losses UofL has suffered in the KFC Yum! Center were a 52-46 setback at the hands of Drexel on Dec. 14, 2010; 79-77 to Seton Hall on Dec. 3, 2017; 79-56 to Mississippi State on March 20, 2018; and 71-58 to Kentucky on Dec. 29, 2018; 80-72 in overtime to Furman on Nov. 12, 2021 and 62-55 to DePaul on Dec. 10, 2021. In its 12th season in the spectacular KFC Yum! Center, Louisville has an overall 175-30 record in home games, including a 97-8 record against non-conference opponents. The Cardinals have won 54 of their last 59 home games against non-conference opponents.

■ **17 Sweet 16s for Cards** — Louisville is tied for ninth with 17 Sweet 16 appearances since the NCAA began Sweet 16 records in 1975. The Cardinals reached four additional Sweet 16s that were later vacated. (UofL years in Sweet 16: 1975, 1978, 1979, 1980, 1982, 1983, 1984, 1986, 1988, 1989, 1993, 1994, 1996, 1997, 2005, 2008, 2009; Sweet 16 appearances in 2012, 2013, 2014, and 2015 were vacated). The Cardinals have won seven of their last eight regional semifinal games.

■ **Cardinals Have Reached 11 Elite Eights** -- Louisville has reached the NCAA Elite Eight on 11 occasions, tied for eighth nationally. The Cardinals reached three additional Elite Eights that were later vacated. The NCAA recognizes Elite Eight records since 1951, the first year that all teams in the tournament would be required to win at least one game to advance to the Elite Eight. (UofL years in Elite Eight: 1959, 1972, 1975, 1980, 1982, 1983, 1986, 1997, 2005, 2008, 2009; Elite Eight appearances in 2012, 2013, and 2015 were vacated). The Cardinals have a 10-4 record in regional championship games.

■ **Anniversary Year for Two Final Four teams** — The 2021-22 season marks notable anniversaries for two of Louisville's Final Four teams. It is the 50th anniversary for UofL's 1972 NCAA Final Four team (26-5 record), which was guided by future Hall of Fame Coach Denny Crum in his first season with the Cardinals. The Missouri Valley Conference Co-Champions featured five senior starters, including All-America guard Jim Price (1,460 career points, 1969-72), forward Ron Thomas, whose 13.0 career rebounding average is the fourthbest ever at UofL (1970-72), and 1,000-point scorer Al Vilcheck (1,048 points, 1969-72). This season also marks the 40th anniversary of the Cardinals' 1982 Final Four team (23-10), which had six seniors on its roster. Crum's fourth Final Four team, which was runner-up in the Metro Conference, included four starters that totaled over 1,000 career points in Derek Smith (1,826), Lancaster Gordon (1,614), Jerry Eaves (1,250) and Rodney McCray (1,247). The Cardinals beat UAB on its home floor to win the Midwest Regional.

Career 1,000 Point Scorers by School	
77	North Carolina
69	Louisville
67	Duke
67	Villanova
64	Notre Dame
63	Syracuse

#### All-Time NCAA Division I Records by Percentage (through 2020-21 season)

School	1st Yr.	Yrs.	Won	Lost	Pct.
1. Kentucky	1903	117	2,327	728	.762
2. North Carolina	1911	110	2,293	825	.735
3. Kansas	1899	122	2,323	877	.726
4. Duke	1906	115	2,214	904	.710
5. UCLA	1920	101	1,928	874	.688
6. UNLV	1958	62	1,291	586	.688
7. Syracuse	1901	119	1,940	932	.675
8. Villanova	1921	100	1,817	948	.657
9. Western Ky.	1915	101	1,836	954	.657
10. Arizona	1905	115	1,851	966	.657
11. Louisville	1912	106	1,759	940	.652
12. VCU	1974	47	955	519	.648
13. Murray State	1926	95	1,676	916	.647

#### Winningest Active Division I Men's Coaches by Percentage (Through 2020-21 season; Minimum five years as a Division I head coach; includes record at four-year colleges only)

Coch, Current School	Yrs.	Won	Lost	Pct.
1. Mark Few, Gonzaga	22	630	125	.834
2. Bill Self, Kansas	28	729	223	.766
3. Mike Krzyzewski, Duke	46	1170	361	.764
4. John Calipari, Kentucky	29	743	231	.763
5. Tony Bennett, Virginia	15	364	136	.728
6. Tom Izzo, Michigan State	26	643	254	.717
7. Bruce Pearl, Auburn	26	600	237	.717
8. Ray Harper, Jacksonville State	22	434	175	.713
9. Jim Boheim, Syracuse	45	982	408	.706
10. Rick Pitino, Iona	33	655	277	.703
11. Randy Bennett, St. Mary's	20	454	192	.703
12. Bob Huggins, West Virginia	39	900	382	.702
13. Jay Wright, Villanova	27	612	274	.691
14. Jamie Dixon, TCU	18	424	194	.686
15. Chris Mack, Louisville	12	272	125	.685
16. Brad Underwood, Illinois	8	180	83	.684
17. Mick Cronin, UCLA	18	406	193	.678
18. Craig Smith, Utah State	10	225	108	.676
19. Will Wade, LSU	8	174	85	.672
20. Matt Painter, Purdue	17	380	189	.668
21. Kelvin Sampson, Houston	32	667	333	.667
22. Dana Altman, Oregon	32	690	353	.662

#### NCAA Sweet 16 Appearances (since 1975)

North Carolina....	29
Duke.....	27
Kentucky* .....	27
Kansas .....	23
UCLA* .....	20
Syracuse* .....	20
Arizona.....	18
Michigan State ..	18
Louisville* .....	17
Indiana.....	17

\*does not include vacated appearances

#### NCAA Elite Eight Appearances (since 1951)

Kentucky .....	34
North Carolina....	26
Duke.....	22
Kansas .....	22
UCLA* .....	21
Michigan State ..	14
Kansas State .....	12
Louisville* .....	11
Arizona.....	11
UConn.....	11
Indiana.....	11
Villanova.....	11

\*does not include vacated appearances



■ **10 NBA Draft Picks in Last Nine Years** -- A total of 77 former Louisville players have been selected in the NBA Draft, including 10 in the last nine years. UofL is eighth in the nation with 25 first-round draft picks and Louisville is one of just 10 schools in the nation with 70+ draft picks. A total of 20 former UofL players have played in the NBA over the last nine years.

The Cardinals' latest NBA draft selection was David Johnson, who was selected in the second round of the 2021 NBA Draft by the Toronto Raptors with the 47th pick overall. Carlik Jones also signed a free agent agreement with the Dallas Mavericks in 2021.

In addition to Johnson, those recent picks include Jordan Nwora (2020, 2nd round, 45th overall selection, Milwaukee Bucks), Ray Spalding (2018, 2nd round, 56th, Philadelphia 76ers), Donovan Mitchell (2017, 1st round, 13th, Denver Nuggets), Chinanu Onuaku (2016, 2nd, 37th, Houston Rockets), Terry Rozier (2015, 1st, 16th, Boston Celtics), Montrezl Harrell (2015, 2nd, 32nd, Houston Rockets), Russ Smith (2nd, 47th, Philadelphia 76ers), Gorgui Dieng (2013, 1st, 21st, Utah Jazz) and Peyton Siva (2013, 2nd, 56th, Detroit Pistons). Mitchell won the 2018 Verizon NBA Slam Dunk Contest, was runner-up for the 2018 NBA Rookie of the Year and was a member of the 2020 and 2021 NBA All-Star team. Harrell was the 2020 NBA Sixth Man of the Year.

Four other recent Cardinals reached the NBA as undrafted free agents over the last five years, including Deng Adel (Cleveland Cavaliers, 2018), Jaylen Johnson (Chicago Bulls, 2018), Mangok Mathiang (Charlotte Hornets, 2017) and Damion Lee (Atlanta Hawks/Golden State Warriors, 2017).

Louisville has produced 25 first-round NBA Draft choices, including 12 in the top ten and six among the top three picks (Pervis Ellison first in 1989; Wes Unseld second in 1968; Darrell Griffith second in 1980; Charlie Tyra second in 1957; Rodney McCray third in 1983; George Hauptfuhrer third in 1948).

■ **Eight Former UofL Assistants Are Head Coaches** -- Eight former Louisville assistant coaches are active head coaches. The list includes Mike Balado at Arkansas State, Mick Cronin at UCLA; Scott Davenport at Bel-larmine; Kevin Keatts at NC State, Steve Masiello at Manhattan; Greg Paulus at Niagara, Richard Pitino at New Mexico and Kevin Willard at Seton Hall. Seven former UofL assistants have guided their teams to NCAA Tournament appearances over the last seven years (since 2014; Cronin, Davenport, Keatts, Masiello, Marvin Menzies, Pitino and Willard).

■ **Seven of Last 11 NCAA Champions Have Played in Louisville** - The eventual national champion has played in Louisville's home arena, the KFC Yum! Center, in seven of the arena's 11 seasons in existence. Louisville faced eventual champions Connecticut (2011, 2014), Duke (2015) and Virginia (2019) in home games, Kentucky won a pair of games in the 2012 second and third rounds in the KFC Yum! Center, 2016 Champion Villanova won the NCAA South Regional in Louisville, and UofL won the 2013 itself. UofL played 2017 Champion North Carolina, but it was in Chapel Hill.

#### Louisville RPI/NET & Strength of Schedule Last 14 Years

Year	NET	SOS
2020-21	56	46
2019-20	8	18
2018-19	22	4
Year	RPI	SOS
2017-18	42	10
2016-17	11	3
2015-16	16	38
2014-15	19	16
2013-14	16	49
2012-13	2	4
2011-12	10	2
2010-11	17	11
2009-10	45	11
2008-09	7	12
2007-08	10	4

#### All-Time NCAA Final Four Appearances

North Carolina	20
UCLA	17
Kentucky	17
Duke	16
Kansas	14
Ohio State	11
Michigan State	10
Louisville	*8
Indiana	8

#### UofL in the NCAA Tournament \*

NCAA Tournament Appearances	39
All-Time NCAA Tourn. Record	61-41
Sweet 16 Appearances	17
Elite Eight Appearances	11
Final Four Appearances	8
NCAA Championships	2
Mack's NCAA Tourn. Record	11-9
Mack's NCAA Tourn. Appearances	9

\* does not include a 15-3 record, four NCAA Tournament, four Sweet 16, and three Elite Eight appearances in 2012-15 -- plus the 2012 and 2013 Final Fours and 2013 NCAA Title

#### ■ Louisville Top College Basketball Market

-- Louisville is consistently the highest-rated television market for college basketball on ESPN. Louisville has been the top market each of the last 19 years and every year since ESPN began tracking the data. Louisville's average 4.2 rating for the 2018-19 season led all markets and was well ahead of second-place Knoxville, which averaged a 2.9 rating, in the most recent figures available. The remaining top five was Raleigh-Durham (2.8), Greensboro-High Point (2.7) and Kansas City (2.5). The Cardinals' NCAA Sweet 16 game against Kentucky in 2014 drew a 51.5 rating and 73 share, making it the second highest-rated event in Louisville television history. UofL's 2013 NCAA Championship game vs. Michigan (later vacated) is the top-rated television event all-time in the Louisville market. Louisville was No. 3 ESPN market for women's basketball in 2019 (0.5) and was the No. 11 ESPN/ABC market for college football in 2016 (3.5 average rating).

#### ■ Top Rated Semifinal Game —

Louisville's 1983 Final Four game against Houston set a record as the most-watched national semifinal game in history. The game had a 17.8 rating and 33 share, and it was viewed by 14,800,000 households on CBS.

#### Cardinals Active in Pro Basketball

Name	Yrs. @ UofL	Team
Gorgui Dieng	'10-13	Atlanta Hawks
Montrezl Harrell	'12-15	Washington Wizards
David Johnson	'19-21	Toronto Raptors
Carlik Jones	'20-21	Denver Nuggets
Damion Lee	'15-16	Golden State Warriors
Donovan Mitchell	'15-17	Utah Jazz
Jordan Nwora	'17-20	Milwaukee Bucks
Terry Rozier	'13-15	Charlotte Hornets
Foreign/G-League Teams		
Deng Adel	'15-18	Maine Celtics (G-League)
Chane Behanan	'11-14	Santeros de Aguada (Puerto Rico)
Wayne Blackshear	'11-15	Maine Celtics (G-League)
Rakeem Buckles	'09-12	Hapoel Haifa (Israel)
Earl Clark	'06-09	Gran Canaria (Spain)
Taquan Dean	'02-06	Montpellier (France)
(now Taqwa Pinero)		
Steven Enoch	'18-20	Baskonia (Spain)
Khware Fore	'18-19	Kolubara (Serbia)
Tony Hicks	'16-17	Bochum (Germany)
Terrence Jennings	'08-11	Hitech Bangkok (Thailand)
Jaylen Johnson	'14-17	Motor City Cruise (G-League)
VJ King	'16-19	Westchester Knicks (G-League)
Lamar Kimble	'19-20	Worcester W. (U. Kingdom)
Preston Knowles	'07-11	Mono Vampire (Thailand)
Kyle Kuric	'08-12	FC Barcelona Lassa (Spain)
Trey Lewis	'15-16	KK Mornar-Barsko (Montenegro)
Anas Mahmoud	'14-18	Al Zamalek (Egypt)
Mangok Mathiang	'13-17	Cedevita Olimpija (Slovenia)
Angel Nunez	'11-12	Maccabi Haifa (Israel)
Chinanu Onuaku	'14-16	Bnei Hertzliya (Israel)
Juan Palacios	'04-08	Jonavas Cbet (Lithuania)
Samardo Samuels	'08-10	Libertadores (Mexico)
Peyton Siva	'09-13	NZL Breakers (Australia)
Chris Smith	'11-13	Maccabi Haifa (Israel)
Jerry Smith	'06-10	Lavrio BC (Greece)
Russ Smith	'10-14	Ft. Wayne Mad Ants (G-League)
Quentin Snider	'14-18	AEK Larnaca (Cyprus)
Edgar Sosa	'06-10	Al Zamalek (Egypt)
Ray Spalding	'15-18	Rio Grande Valley Vipers (G)
Kevin Ware	'11-14	Novi Pazar (Serbia)

### Cardinals in the NCAA Tournament

■ Louisville made its 39th NCAA Tournament appearance in 2019. The Cards have reached the Sweet 16 on 17 occasions and have advanced to the Elite Eight 11 times. Louisville is seventh in NCAA Tournament appearances (39), ninth in tournament victories (61) and sixth in tournament games (102). UofL has a 61-41 overall NCAA Tournament record, reaching the Final Four eight times. *(Louisville had 43 NCAA Tournament and 21 Sweet 16 appearances before four of each in 2012, 2013, 2014 and 2015 -- plus three Elite Eights and a 15-3 record -- were vacated by the NCAA Committee on Infractions.)*

■ Louisville is tied for eighth with 17 Sweet 16 appearances since the NCAA began Sweet 16 records in 1975 (years: 1975, 1978, 1979, 1980, 1982, 1983, 1984, 1986, 1988, 1989, 1993, 1994, 1996, 1997, 2005, 2008, 2009; Sweet 16 appearances in 2012, 2013, 2014, and 2015 were vacated).

■ Louisville is tied for seventh with 11 Elite Eight appearances since the NCAA began Elite Eight records in 1951 (years: 1959, 1972, 1975, 1980, 1982, 1983, 1986, 1997, 2005, 2008, 2009; Elite Eight appearances in 2012, 2013, and 2015 were vacated).

■ UofL Coach Chris Mack has an 11-9 record in his ninth NCAA Tournament appearance (the last six straight years), including reaching the Sweet 16 on four occasions and the Elite Eight in 2017. All but the 2019 appearance occurred when he was the head coach at Xavier, where he guided the Musketeers to the school's first-ever No. 1 NCAA Tournament seed in 2018.

■ **Cards Have Had Productive Defense** — Recent Louisville teams have been known for their defensive intensity and third-year UofL Coach Chris Mack has kept the Cardinals' strong defensively. Louisville was 40th in the nation in adjusted defensive rankings by KenPom analytics for the 2020-21 season when the Cardinals were 28th in the nation in three-point field goal percentage defense (.305), 46th in rebound margin (+4.8) and 62nd in scoring defense (66.5 ppg).

UofL has limited 76 opponents over the last seven seasons under 60 points (90 in the last eight years), including 16 times below 50 (once this year). Louisville has ranked among the nation's top 30 in field goal percentage defense in 13 of the past 18 years. Over the last seven years, UofL has held 95 opponents under 40 percent shooting from the field (seven this season, eight in 2020-21, 18 in 2019-20, 17 in 2018-19), 49 under 36 percent, and 22 under 33 percent.

■ **Statistical Trends** — UofL is 216-12 over the last 20 seasons when scoring 80 or more points (1-0 this season, 2-0 in 2020-21, 10-0 in 2019-20, 11-2 in 2018-19, 12-0 in 2017-18) ... Over the past 20 years, Louisville is 166-7 when shooting 50 percent or better from the field (2-0 this season, 3-0 in 2020-21, 9-0 in 2019-20) ... UofL is 398-51 when holding its opponent below 70 points over the last 20 years (10-2 this season, 10-2 in 2020-21, 19-2 in 2019-20, 13-4 in 2018-19).

■ **Dorm Will Bear Crum's Name** -- Denny Crum Hall made possible by L&N Federal Credit Union will be the name of a new University of Louisville residence hall, located across Floyd Street from the Planet Fitness Kueber Center that will be built for occupancy by the fall 2022 semester and will house several Cardinal student-athletes. The \$23.5 million, 128-bed residence hall is a partnership among UofL Athletics, UofL Campus Housing and a third-party developer consisting of Buffalo Construction and Larry Gough. L&N Federal Credit Union provided a \$2.25 million gift to the Cardinal Athletic Fund to promote the legacy of UofL Athletics through naming the facility in Crum's honor. Men's and women's basketball and women's lacrosse student-athletes as well as other university students will be housed in the new residence hall. Crum participated in a ceremonial groundbreaking at the site on March 2, the date of his 84th birthday.



■ **Cards Have Been Tough on the Road** — UofL has a 90-70 record over the last 16 years on its opponent's home court (.563). Louisville has posted a 34-32 conference road record in its eight years in the ACC (2-2 this year, 4-3 last year). UofL had the most road victories of any school in Big East Conference games over its last seven years in that league and was a league-best 8-1 in its road games in The American during the 2013-14 season. The Cards have an 80-56 record in conference games on the road over the last 17 seasons (.589). In neutral site games, Louisville has a 42-16 record over the last eight years (.724) and a 52-23 neutral site record over the last 11 years (.693).

#### UofL National Ranking in Field Goal Percentage Defense

2002-03	31st
2003-04	2nd
2004-05	8th
2005-06	49th
2006-07	25th
2007-08	8th
2008-09	22nd
2009-10	161st
2010-11	12th
2011-12	6th
2012-13	37th
2013-14	20th
2014-15	23rd
2015-16	9th
2016-17	20th
2017-18	41st
2018-19	30th
2019-20	13th
2020-21	118th
2021-22	86th

#### Louisville Career Double-Doubles

##### Malik Williams (10)

Pittsburgh (A)	1/15/22	12 pts., 13 reb.
Georgia Tech (A)	1/2/22	20 pts., 11 reb.
SE Louisiana (H)	12/14/21	15 pts., 10 reb.
NC State (A)	12/4/21	14 pts., 12 reb.
Maryland (N)	11/27/21	13 pts., 12 reb.
Syracuse (H)	2/19/20	14 pts., 13 reb.
Pittsburgh (H)	12/6/19	13 pts., 11 reb.
Notre Dame (H)	3/3/19	16 pts., 13 reb.
Miami (H)	1/6/19	19 pts., 11 reb.
Lipscomb (H)	12/12/18	10 pts., 13 reb.

##### Samuell Williamson (5)

Southern (H)	11/9/21	14 pts., 14 reb.
Duke (A)	2/27/21	14 pts., 12 reb.
Georgia Tech (H)	2/1/21	20 pts., 18 reb.
Pittsburgh (A)	12/22/20	14 pts., 12 reb.
Wake Forest (A)	1/13/21	15 pts., 11 reb.

##### Jae'Lyn Withers (3)

Notre Dame (H)	2/23/21	12 pts., 13 reb.
Virginia Tech (H)	1/6/21	16 pts., 12 reb.
Miami (A)	1/16/21	18 pts., 11 reb.

#### Cardinals on Social Media

	Twitter	Instagram
Chris Mack	@CoachChrisMack	
Sam Bearden	@SamBearden2	@sam.bearden
Brad Colbert	@BradCOLbert	@bradcolbert45
Matt Cross	@mcsnipes33	@mcsnipes14
Sydney Curry	@Bigticket_sc	@big_ticketsc
Dre Davis	@DAndreDavis	@dandredavis
El Ellis	@elellis3	@elellis3
Mason Faulkner		@masonfaulkner11
Mike James	@MichaelToReal0	@mikejames0
Noah Locke	@_NoahLocke	@noahlocke
Ashton Myles-Devore	@ashton_md21	@ashtonmd_
Drew Schultz	@dr00schultz	
JJ Traynor	@JJTraynor20	@jjtraynor_
Jarrold West	@jarrold_west	@jarrold_west23
Roosevelt Wheeler	@z4rose	@esor.1
Malik Williams	@leek_willi	@leek_willi
Samuell Williamson	@Samuell	@samuell
Jae'Lyn Withers	@jaelynwithers	@jaelynwithers
Gabe Wiznitzer	@GabeWiznitzer	@gabewiz

#### UofL Radio Network Affiliates

WHAS	840 AM	Louisville, Ky.
<i>(Flagship Station)</i>		
WKRD	790 AM	Louisville, Ky.
WCKY	1530 AM	Cincinnati, Ohio
WLKT	103.9 FM	Lexington, Ky.
WSFC	1240 AM	Somerset, Ky.
WYMC	1430 AM	Mayfield, Ky.
WLME	102.7 FM	Owensboro, Ky.
WPAD	1560 AM	Paducah, Ky.
WCCK	95.7 FM	Calvert City, Ky.

#### Sirius XM Satellite Radio (channels vary)

The radio broadcast is also available for a fee through GoCards.com and CardsMobile, the Cards' official Android/iPhone app. Broadcasts are also available by listening to one of the above stations through the iHeart Radio app, such as this link to WHAS: <https://uofl.me/2Pew2dY>



#### ■ 12th Season in KFC Yum! Center -- UofL

is playing its 12th season in 2021-22 in the spectacular KFC Yum! Center, located on the banks of the Ohio River in downtown Louisville. The 22,090-seat multi-purpose arena was built at a cost of \$238 million and includes 71 luxury suites, 62 four- or six-seat premium boxes, over 2,000 side-court club seats and four party suites with a seating capacity of 32 each.

UofL's men's and women's teams have permanent locker rooms. There are five additional team locker rooms, two officials locker rooms, five star dressing rooms, a full-function media work room and a full-sized basketball practice court on the event level. The seven levels of the arena (including the upper catwalk) include a collective 721,762 square feet, or roughly the area of 13 football fields.

After passing through the one and a half acre landscaped entry plaza that features a basketball-themed fountain, entering fans can visit the 2,500-square foot UofL adidas store or head to their seats using one of the eight escalators or seven elevators within the building.

Lounge space is abundant within the arena. Four spacious donor rooms are available for Cardinal fans, including three that overlook the Ohio River. The 7,000-square foot main concourse restaurant overlooks the river and a main concourse sports bar has views directly into the arena bowl. Two 4,000-square foot club lounges on the event level, as well as the terrace club and premium box lounges, provide amenities for their respective patrons. The KFC Yum! Center served as the site for the NCAA Men's Basketball Tournament second and third rounds in 2012 and 2015, the NCAA South Regional in 2016 and 2019 and was the site for the 2012 NCAA Women's Volleyball Championship. A 2023 NCAA men's basketball regional will be staged in the KFC Yum! Center.

**Last time an individual had ...**

	<b>For Louisville</b>	<b>For A Louisville Opponent</b>
<b>30 or more points</b>	37 by Jordan Nwora vs. Boston College (1/29/20)	33 by David Jones, DePaul (12/10/21)
<b>35 or more points</b>	37 by Jordan Nwora vs. Boston College (1/29/20)	37 by Matthew Hurt, Duke (2/27/21)
<b>20 points in a half</b>	21 by Jordan Nwora vs. Boston College, 1H (1/29/20)	23 by Caleb Mills, Florida State - first half (1/8/22)
<b>15 or more rebounds</b>	18 by Samuel Williamson vs. Georgia Tech (2/1/21)	15 by T.J. Bickerstaff, Boston College (1/19/22)
<b>20 or more rebounds</b>	23 by Ellis Myles vs. Tennessee St. (12/1/01)	26 by Derrick Griffin, Texas Southern (12/10/16)
<b>20 points + 20 rebounds</b>	Pervis Ellison at Virginia Tech, 21 pts., 22 reb. (2-27-88)	Dwayne Whitfield, Jackson St., 24 pts, 21 reb. (11-23-94)
<b>A four-point play</b>	Ryan McMahon vs. Wake Forest (2/5/20)	Jalen Cone, Virginia Tech (1/6/21)
<b>12 made free throws</b>	13 by Christen Cunningham vs. Minnesota, 13 att. (3/21/19)	13 by Mike Bothwell, Furman (11/12/21)
<b>7 made three-point goals</b>	7 by Ryan McMahon vs. NC State (2/1/20)	7 by Tomas Woldetensae, Virginia in 10 att. (2/8/20)
<b>10 or more assists</b>	12 by Darius Perry vs. Youngstown State (11/10/19)	10 by M.J. Walker, Florida State (1/18/21)
<b>5 or more blocked shots</b>	5 by Anas Mahmoud vs. Florida State (3/7/18)	8 by Nick Ongenda, DePaul (12/10/21)
<b>5 or more steals</b>	5 by Jarrod West vs. Western Kentucky (12/18/21)	5 by Madut Akec, Detroit Mercy (11/20/21)

**The Last Time a Team ...**

	<b>Louisville</b>	<b>Opponent</b>
<b>Scored 100 points</b>	104-54 win over Southern (11/13/18)	101-104 5OT loss to Notre Dame (2/9/13)
<b>Scored less than 50 points</b>	85-48 loss at Wisconsin (12/19/20)	79-44 victory over Evansville (11/25/20)
<b>Scored 60 points in a half</b>	61 vs. Grand Canyon; 1st H of 111-63 win (12/5/15)	60 by Tulane; 2nd H of 109-96 win (1/18/90)
<b>Scored under 20 points in a half</b>	18 vs. Wisconsin; 1H of 85-48 loss (12/19/20)	16 by Evansville 1H, 79-44 UL win (11/25/20)
<b>Had a +20 Rebound Margin</b>	26 (51-25) vs. Maryland (11/27/21)	26 (57-31) by Kentucky (12/31/11)
<b>Grabbed 60 or more rebounds</b>	60 vs. Jacksonville State (11/17/14)	60 by George Mason (1/4/94)
<b>Grabbed less than 25 rebounds</b>	19 vs. Virginia (2/6/17)	18 by Evansville (11/25/20)
<b>Shot 60% or better from the field</b>	.609 (28-46) vs. Prairie View A&M (11/29/20)	.633 (31-49) by Notre Dame (1/22/22)
<b>Shot 30% or below from the field</b>	.259 (14-54) vs. Syracuse (2/20/19)	.292 (19-65) by Boston College (1/19/22)
<b>Shot 70% from the field for a half</b>	.714 (20-28) vs. Pittsburgh in 1st H (1/24/17)	.765 (13-17) by Georgetown in 2nd H (1/31/11)
<b>Made 5 or less free throws</b>	2 vs. DePaul (in 3 attempts, 12/10/21)	2 by Notre Dame (in 3 attempts, 1/11/20)
<b>Made 15 three-point goals</b>	16 (in 30 attempts) vs. Rutgers (2/16/14)	15 by Notre Dame (1/22/22)
<b>Made No three-point goals</b>	0 vs. Pittsburgh (2/11/15)	0 by Cal State Northridge (12/23/14)
<b>Shot 60% from the three-point line</b>	.600 (12-20) vs. Georgia Tech (2/9/18)	.652 (15-23) by Notre Dame (1/22/22)
<b>Handed out 25 or more assists</b>	28 vs. UCF (12/31/13)	29 by North Carolina (2/12/21)
<b>Handed out 5 or less assists</b>	1 vs. Kentucky (12/27/14)	5 by Youngstown State (11/10/19)
<b>Committed 25 or more turnovers</b>	26 vs. West Virginia (1/31/09)	25 by FIU (12/5/14)
<b>Committed 5 or fewer turnovers</b>	3 vs. Virginia (3/6/21)	5 by Virginia (3/6/21)
<b>Blocked 10 or more shots</b>	10 vs. Albany (12/20/17)	14 by Connecticut (3/4/06)
<b>Had No Blocked Shots</b>	0 vs. NC State (1/12/22)	0 by Evansville (11/25/20)
<b>Had 15 or more steals</b>	15 vs. Georgia Tech (2/8/18)	19 by Rutgers (3/13/14)
<b>Had No Steals</b>	0 vs. Saint Louis (2/12/03)	0 by Saint Louis (3/22/14)

**Louisville Top Efforts Last 20 Years  
(Since 2001-02)****Longest winning streak (single-season):** 17 games (2002-03)**Longest winning streak (multiple-season span):** 21 games (last 16 G of 2012-13, first 5 G of 2013-14)**Longest conference winning streak:** 10, three times -- 2008-09, 2012-13, & 2019-20 seasons**Longest losing streak:** 4 games (2003-04)**Longest conference losing streak:** 4 games (2003-04)**Most points scored in a game:** 114 vs. Western Kentucky, 12-22-10 (UL 114, WKU 82)**Fewest points scored in a game:** 45 vs. Cleveland State, 11-26-14 (UL 45, CSU 33)**Most points allowed in a game:** 104 vs. Notre Dame, 2-9-13 (UND 104, UL 101, 5 ot)**Fewest Points Allowed in a Game:** 26 vs. Savannah State, 11-24-14 (UL 87, SSU 26)**Fewest Points Allowed in a Conference Game:** 31 vs. Rutgers, 3-13-14 (UL 92, RU 31)**Largest Margin of Victory:** 64 vs. Morehead St., 12-27-04 (UL 104, USA 40)**Largest Margin of Victory in a Conference Game:** 61 vs. Rutgers, 3-13-14 (UL 92, RU 31)**Largest losing margin:** 37 at Wisconsin, 12-19-20 (UW 85, UL 48)**Fewest points scored in a win:** 45 vs. Cleveland State, 11-26-14 (UL 45, CSU 33)**Most points allowed in a win:** 90 vs. Virginia Tech, 2-18-17 (UL 94, VT 90)**Most points scored in a loss:** 101 vs. Notre Dame, 2-9-13 (UND 104, UL 101, 5 ot)**Fewest points allowed in a loss:** 52 vs. Drexel, 12-14-10 (DU 52, UL 46); vs. Syracuse, 2-13-12 (SU 52, UL 51); vs. Virginia, 2-17-15 (UVA 52, UL 47)**Largest deficit overcome to win a game:** 20 vs. West Virginia, 3-26-05 (UL 18, WVU 38)**Largest lead given up in a loss:** 23 vs. Duke, 2-12-19 (UL 59, DU 36)**Highest shooting percentage:** .667 vs. North Carolina Central, 11-17-19 (UL 87, UNCC 58)**Highest shooting percentage in a conference game:** .652 vs. Pittsburgh, 1-25-15 (UL 80, Pitt 68)**Lowest shooting percentage:** .259 vs. Kentucky, 12-27-14 (Kentucky 58, UL 50)**Lowest shooting percentage in a conference game:** .259 vs. Syracuse, 2-20-19 (Syracuse 69, UL 49)**Highest 3-point percentage:** .778 vs. Memphis, 2-4-04 (UL 58, UM 62)**Highest 3-point percentage in a conference game:** .778 vs. Memphis, 2-4-04 (UL 58, UM 62)**Lowest 3-point percentage:** .000 vs. Pittsburgh, 2-11-15 (UL 69, Pitt 56)**Lowest 3-point percentage in a conference game:** .000 vs. Pittsburgh, 2-11-15 (UL 69, Pitt 56)**Most three-pointers:** 22 vs. Hartford, 11-17-07 (UL 104, UH 69)**Free throws made:** 42 vs. Nicholls, 11-8-18 (in 55 attempts; UL 85, NSU 72)**Most assists:** 34 vs. VMI, 12-23-04 (UL 107, VMI 56)**Most blocked shots:** 18 vs. Holy Cross, 12-7-03 (UL 56, HC 40)



## HEAD COACH CHRIS MACK

Chris Mack, whose teams have participated in the NCAA Tournament in nine of his 12 seasons as a head coach, was named as the head coach of the University of Louisville men's basketball team on March 28, 2018.



Among active coaches, Mack's .685 winning percentage as a head coach ranks him 15th in the nation through the 2020-21 season and his 259 victories entering last year were the 12th most amassed by a coach in their first 11 seasons.

In his third season with the Cardinals in 2020-21, the previous national coach of the year navigated one of the least experienced teams in the nation through pandemic protocols and a shortened season to achieve a 13-7 record and 8-5 ACC mark, the 15th straight season UofL has won eight or more conference games. The Cardinals earned a mid-season Top 25 ranking with only a single upperclassmen playing more than 65 minutes.

In 2019-20, Mack led Louisville to a 24-7 record and a 15-5 ACC mark, which tied UofL for second in the regular season standings before the postseason was cancelled due to world health concerns. It was the best overall record through 31 games for a Louisville team in six years and marked the most conference victories for the Cardinals in their six years in the ACC. The Cards achieved a Top 15 ranking throughout the season, including two weeks as the nation's top-ranked team in the AP and USA Today polls.

In his first season at Louisville, Mack guided the Cardinals to a 20-14 record and earned a No. 7 seed in the NCAA Tournament while facing the nation's fourth-toughest schedule. Picked to finish 11th in the ACC, UofL achieved a 10-8 conference record and earned a tie for sixth in the final regular season standings. The Cardinals beat four Associated Press Top 25 teams and were No. 22 in the nation in the NCAA's NET rankings. Entering the season, UofL had returned one starter and about a third of its scoring and rebounding from the previous year.

In nine seasons as the head coach at Xavier, Mack guided the Musketeers to a 215-97 record and eight NCAA Tournament appearances (the last five straight years), including reaching the Sweet 16 on four occasions and the Elite Eight in 2017. His teams won or shared three conference regular season championships while compiling a 105-49 league record over nine seasons in the Big East and Atlantic 10.

His 2017-18 Xavier squad achieved a 29-6

record, won Xavier's first Big East Conference regular season championship and earned the school's first-ever No. 1 seed in the NCAA Tournament. Mack was honored as the 2018 Big East Coach of the Year, NABC District 5 Coach of the Year, and he became the all-time coaching wins leader with the Musketeers. Xavier finished third in the final Associated Press poll – its highest ever ranking -- and last year's team was one short of the school record for victories.

Mack's contract with the Cardinals was initially for seven years, extending through the 2024-25 season. He is just the fourth head coach to guide the Cardinals in the last 49 years, following Denny Crum (1971-2001), Rick Pitino (2001-17) and David Padgett (2017-18). Mack is the 21st head coach in Louisville's 107-year history and the seventh in the past 75 years.

Mack, 51, received the 2016 Henry Iba Award as the U.S. Basketball Writers Association (USBWA) National Coach of the Year while also earning the CBS Sports and Basketball Times magazine National Coach of the Year awards that season. He led Xavier to a 28-6 record in 2015-16 and achieved a No. 2 seed in the NCAA Tournament and a No. 5 ranking in the final AP poll, which at the time was the school's highest seed and ranking in school history.

His 2016-17 Xavier team made an NCAA Tournament run to the Elite Eight after entering the event as a No. 11 seed. His teams have reached the NCAA Sweet 16 on four occasions, in 2010, 2012, 2015 and 2017. As a player, assistant and head coach, Mack has been a part of 19 NCAA Tournament appearances.

Born Dec. 30, 1969 in Cleveland, Ohio, Mack was the 2010-11 Atlantic 10 Conference Coach of the Year in his second year as a head coach. In addition, he was the recipient of the 2011 Skip Prosser Man of the Year award, which was established in 2008 to honor those who not only achieve success on the basketball court but who display moral integrity off the court as well.

He was the 2009-10 Basketball Times Rookie Coach of the Year when, in his initial year, he guided Xavier to a 26-9 record, shared the Atlantic 10 title and advanced to the NCAA Sweet 16.

Mack served as a court coach for the 2016 USA Basketball Men's U18 National Team training camp in the summer of 2016 at the United States



Olympic Training Center in Colorado Springs, Colorado.

Before rising to a head coaching position, Mack was a part of successful staffs throughout his career. He spent five seasons as an assistant on Sean Miller's Xavier staff (2004-09) after serving on the staff of the late Skip Prosser at Xavier as director of basketball operations (1999-01) and as an assistant coach at Wake Forest (2001-04).

In 10 seasons as an assistant or operations director, he helped his teams produce a 229-96 record (.705), win four regular season titles and one conference tournament championship, and secure eight NCAA Tournament appearances, advancing to three Sweet 16s and one Elite Eight. Those teams won at least 20 games in nine of the 10 seasons.

Mack began his coaching career in 1993 as the junior varsity girls basketball coach at McAuley High School in Cincinnati. He was the varsity girls basketball coach at Mount Notre Dame High School in Reading, Ohio, for four years (1995-99), directing the team to four straight sectional titles and earning Cincinnati Post Coach of the Year honors in 1996.

A 1992 Xavier graduate with a degree in communication arts, Mack was a two-time team captain as a player at Xavier under then head coach Pete Gillen. He won the 1993 Midwestern City Conference (MCC) regular season championship (12-2 record) and reached the second round of the NCAA Tournament.

Mack was the 1987-88 Cincinnati Post Metro Player of the Year at St. Xavier High School in Cincinnati before going on to start for two seasons at Evansville under Jim Crews, winning an MCC Regular Season Championship and a trip to the second round of the 1989 NCAA Tournament as a freshman at Evansville. He transferred to Xavier after his sophomore season.

Mack and his wife, Christi, have two daughters, Laine and Hailee, and a son, Brayden. A native of Louisville, the former Christi Hester was the runner-up for Kentucky Miss Basketball as a senior at Holy Cross High School. She played basketball at Dayton, where she scored 1,268 career points and was later inducted into the university's Athletic Hall of Fame.

Mack and his wife created the Mack Family Foundation in 2016, a family-centered foundation whose mission is to serve, inspire and aid less fortunate children.

### Chris Mack Head Coaching Record

Season	School	Overall	Conference	Postseason
2021-22	Louisville	6-7	5-4 ACC	
2020-21	Louisville	13-7	8-5 ACC	
2019-20	Louisville	24-7	15-5 ACC	(cancelled)
2018-19	Louisville	20-14	10-8 ACC	NCAA 1st Round
2017-18	Xavier	29-6	15-3 Big East*	NCAA 2nd Round
2016-17	Xavier	24-14	9-9 Big East	NCAA Elite Eight
2015-16	Xavier	28-6	14-4 Big East	NCAA 2nd Round
2014-15	Xavier	23-14	9-9 Big East	NCAA Sweet 16
2013-14	Xavier	21-13	10-8 Big East	NCAA 1st Round
2012-13	Xavier	17-14	9-7 Atlantic 10	
2011-12	Xavier	23-13	10-6 Atlantic 10	NCAA Sweet 16
2010-11	Xavier	24-8	15-1 Atlantic 10*	NCAA 2nd Round
2009-10	Xavier	26-9	14-2 Atlantic 10**	NCAA Sweet 16
Totals		277-132	142-71 3 titles	9 NCAA (11-9)
		.677	.667	

## 0 Noah Locke

**G 6-3 210 Sr. - Tr. Baltimore, Md. (University of Florida)**

■ Transfer from the University of Florida, where he played three seasons and ranks among the Gators' career top 10 in three-pointers.

■ Fifth in the ACC in three-pointers made per game (2.4). He leads the ACC in three-point field goal percentage in ACC only games (50 percent; 25-for-50) and has made 21-of-42 threes over the last eight games (.500).

■ Scored his 1,100th collegiate point against NC State when he totaled 13 points and matching season highs of four rebounds and three assists and came off of the bench for the only time this season.

■ Double figure scorer in 13 games this season, seven of the last nine games, and in 62 games over his collegiate career.

■ Has made multiple three-pointers in eight of the last nine games and at least three of them in 10 games this season. His five three-pointers against Wake Forest were the most for Locke since knocking down five vs. Stetson on Dec. 6, 2020 while at Florida.


■ Led the Cards with 17 points vs. Wake Forest, connecting on a season-high 5-of-7 three-point goals and scoring 14 of his points in the second half.

■ Matched his top scoring effort of the season with 20 points at Western Kentucky, his fifth collegiate game with 20 or more points.

■ His 16 points against Southern on Nov. 9 is tied for the 11th most scored in a UofL debut.

■ Led UofL with 20 points vs. Furman.

■ Scored his 1,000th career point against Maryland (1,133 now) after scoring 933 points in three seasons at Florida and 200 in the Cardinals' first 19 games.



### 0 Noah Locke

Games With ...	Season	Career
Double-Figure scoring....	13	62
5 or more rebounds .....	0	10
4 or more assists .....	0	0
A blocked shot .....	0	5
A steal .....	7	48
A three-pointer .....	16	100
20+ points .....	2	5

*Above career figures include Florida*

### 0 Noah Locke Game-by-Game

Opponent	Date	GS	Min	FG	FGA	Pct	FG	FGA	Pct	FT	FTA	Pct	Off	Def	Tot	Avg	PF	FO	A	TO	Blk	Stl	Pts	Avg
SOUTHERN	11/09/21	*	25	5	13	.385	3	9	.333	3	4	.750	1	3	4	4.0	0	0	0	2	0	1	16	16.0
FURMAN	11/12/21	*	31	8	19	.421	4	12	.333	0	0	.000	0	3	3	3.5	1	0	0	3	0	0	20	18.0
NAVY	11/15/21	*	21	4	10	.400	1	5	.200	3	3	1.000	0	2	2	3.0	1	0	0	1	0	0	12	16.0
DETROIT	11/20/21	*	27	6	9	.667	4	6	.667	0	0	.000	0	1	1	2.5	2	0	0	2	0	0	16	16.0
vs. Mississippi St.	11/25/21	*	26	1	9	.111	0	3	.000	0	0	.000	0	3	3	2.6	1	0	1	1	0	0	2	13.2
vs. Maryland	11/27/21	*	31	4	12	.333	3	8	.375	1	2	.500	0	2	2	2.5	2	0	1	2	0	1	12	13.0
at Michigan St.	12/01/21	*	25	0	7	.000	0	2	.000	0	0	.000	1	2	3	2.6	1	0	3	0	0	0	0	11.1
at NC State	12/04/21	*	31	4	13	.308	4	8	.500	0	0	.000	0	2	2	2.5	0	0	1	1	0	1	12	11.3
DEPAUL	12/10/21	*	26	2	12	.167	2	9	.222	0	0	.000	1	1	2	2.4	0	0	1	2	0	0	6	10.7
SOUTHEASTERN LA	12/14/21	*	15	0	5	.000	0	5	.000	0	0	.000	0	2	2	2.4	2	0	0	1	0	1	0	9.6
at Western Ky.	12/18/21	*	31	8	18	.444	4	13	.308	0	0	.000	1	3	4	2.5	2	0	3	1	0	0	20	10.5
WAKE FOREST	12/29/21	*	22	5	8	.625	5	7	.714	2	2	1.000	0	3	3	2.6	0	0	1	3	0	1	17	11.1
at Georgia Tech	01/02/22	*	32	3	7	.429	2	5	.400	2	4	.500	1	1	2	2.5	1	0	0	2	0	0	10	11.0
PITTSBURGH	01/05/22	*	30	4	9	.444	3	7	.429	2	4	.500	0	4	4	2.6	1	0	0	0	0	0	13	11.1
at Florida St.	01/08/22	*	25	2	6	.333	2	5	.400	0	0	.000	0	0	0	2.5	2	0	2	2	0	0	6	10.8
NC STATE	01/12/22	*	32	4	8	.500	3	5	.600	2	3	.667	1	3	4	2.6	2	0	3	0	0	2	13	10.9
at Pittsburgh	01/15/22	*	29	4	10	.400	2	4	.500	0	0	.000	1	3	4	2.6	2	0	0	0	0	0	10	10.9
BOSTON COLLEGE	01/19/22	*	30	3	10	.300	3	7	.429	1	2	.500	1	2	3	2.7	2	0	0	0	0	2	10	10.8
NOTRE DAME	01/22/22	*	25	2	5	.400	1	2	.500	0	0	.000	1	0	1	2.6	0	0	0	1	0	0	5	10.5

### 0 Noah Locke Statistics

Year	GP	GS	Min	Avg	FG	FGA	Pct	3FG	3FGA	Pct	FT	FTA	Pct	OReb	DReb	Reb	Avg	PF	FO	Ast	TO	Blk	Stl	Pts	Avg
<b>at Florida</b>																									
2018-19	36	26	913	25.4	113	301	.375	81	214	.379	31	40	.775	22	60	82	2.3	48	0	21	13	0	16	338	9.4
2019-20	31	29	922	29.7	115	268	.429	79	183	.432	20	28	.714	7	71	78	2.5	30	0	22	23	1	20	329	10.6
2020-21	25	24	726	29.0	94	221	.425	57	141	.404	21	27	.778	10	50	60	2.4	37	0	17	27	5	16	266	10.6
<b>at Louisville</b>																									
2021-22	19	18	514	27.1	69	190	.363	46	122	.377	16	24	.667	9	40	49	2.6	22	0	16	24	0	9	200	10.5
Total	111	97	3075	27.7	391	980	.399	263	660	.398	88	119	.739	48	221	269	2.4	137	0	76	87	6	61	1133	10.2

■ Averaged 10.6 points and 2.4 rebounds per game as a junior last season at Florida while making a team-high 57-of-141 three-pointers (.404).

■ Locke's 217 career three-point field goals at Florida ranks ninth in Gator history.

■ Had 49 career double-digit scoring efforts at Florida and 63 games with multiple three-pointers, including 10 career games with five or more threes.

■ Scored a career-high 27 points as a freshman against Texas A&M (1/22/19), burying 7-of-13 three-point goals.

■ Produced his only career double-double with 16 points and a career-best 10 rebounds against Long Beach State (12/28/19).

■ Gathered a career-high four steals with 13 points against Xavier (11/24/19) in the championship game of the 2019 Charleston Classic.

■ His parents Vanessa and Kyle – a MEAC All-Rookie selection in 1993 -- both played basketball for four years at Coppin State. His older brother Kayel, who is in his fifth professional basketball season currently with the Landstede Hammers in Zwolle, Netherlands, played four years at UNC Greensboro where he ranks sixth with 1,522 career points and seventh with 652 career rebounds. His younger sister Paris plays on the McDonogh School high school team.

■ Has a 6-8 wingspan.

■ Born May 10, 1999. Major is sport administration.

### 0 Noah Locke

#### Season/Career Highs at Louisville

Points..... 20 vs. Furman (11/12), at Western Kentucky (12/18)  
 Reb..... 4 (five times) latest at Pittsburgh (1/15)  
 Asst..... 3 (three times) latest vs. NC State (1/12)  
 Blocks..... none  
 Steals..... 2 vs. NC State (1/12), vs. Boston College (1/19)  
 FGM..... 8 vs. Furman (11/12), at Western Kentucky (12/18)  
 FGA..... 19 vs. Furman (11/12)  
 3FGM..... 5 vs. Wake Forest (12/29)  
 3FGA..... 13 at Western Kentucky (12/18)  
 FT..... 3 vs. Southern (11/9), vs. Navy (11/15)  
 FTA..... 4 (three times) latest vs. Pittsburgh (1/5)

## 1 Mike James

**G/F 6-6 215 Fr. - HS Orlando, Fla. (Oak Ridge HS)**

■ Freshman guard/forward suffered a torn Achilles tendon in his left leg in practice on Oct. 6 and will miss the 2021-22 season. He had successful surgery on Oct. 8 to repair the injury.

■ Averaged 19.4 points, 10.8 rebounds, 2.5 assists and 1.2 blocked shots per game to lead Oak Ridge to a 23-3 record and the state 7A semifinals. He shot 58 percent from the field, including 44 percent from three-point range, and made 79 percent of his free throws.

■ The 2020-21 Orlando Sentinel boys basketball player of the year, he was also voted Class 7A Player of the Year in Florida by a panel of coaches and media.

■ The 2021 FACA District 11 Class 7A Player of the Year, the versatile James was ranked No. 66 nationally by Rivals.com, No. 77 in the 247Sports national composite and No. 77 in the ESPN 100.

■ James amassed 32 points and 24 rebounds in a regional win over Riverview on the way to the



state semifinals.

■ Averaged 18.5 points, 6.1 rebounds and 1.3 assists as a junior in 2019-20 in helping Oak Ridge achieve a 21-9 record while reaching the Class 7A state semifinals.

■ A 2019-20 first team all-state selection and Orlando Sentinel All-Area team member.

■ James was a 7A State All-Tournament Team selection in 2020 when he scored 27 of his team's 55 points in the state semifinals before colliding with another player at the end of regulation (8-12 FG, 4-6 3FG, 7-8 FT). He missed the overtime period when his team fell.

■ Born Sept. 9, 2002. Major is sport administration.

## 20 Sam Bearden

**F 6-5 200 So. - Wk. Louisville, Ky. (Holy Cross HS)**

■ Walk-on forward who did not appear in a game in 2020-21.

■ First team Courier-Journal All-Region selection as a senior when he averaged 18.1 points and 8.2 rebounds for Holy Cross. He was selected to the all-tournament teams for the 21st District and 6th Region.


■ Also honored as a 2020 Louisville Catholic Sports Student Athlete of the Year and was an all-tournament choice at 2019 King of the Smokies after producing 21 points and 13 rebounds in the final game there.

■ Finished his high school career as Holy Cross' second-leading all-time scorer with over 1,000 points.

■ Also ran track (sprints) and played soccer (defense) at Holy Cross. As a junior, he was seventh in the Kentucky Class A state championship in the 200 and was a member of three relay teams as Holy Cross won the state team championship in 2019.

■ Earned an academic scholarship to UofL.

■ Had received interest from multiple NCAA Division II and



### 2 Sam Bearden

Games With ...	Season	Career
Double-Figure scoring.....	0	0
5 or more rebounds .....	0	0
4 or more assists .....	0	0
A blocked shot .....	0	0
A steal .....	0	0
A three-pointer .....	0	0
20+ points .....	0	0

### 20 Sam Bearden Game-by-Game

Opponent	Date	GS	Min	FG	FGA	Pct	3P	3FG	3FGA	Pct	FT	FTA	Pct	Reb	PF	FO	A	TO	Blk	Stl	Pts	Avg
----------	------	----	-----	----	-----	-----	----	-----	------	-----	----	-----	-----	-----	----	----	---	----	-----	-----	-----	-----

none

### 20 Sam Bearden Statistics

Year	GP	GS	Min	Avg	FG	FGA	Pct	3FG	3FGA	Pct	FT	FTA	Pct	OReb	DReb	Reb	Avg	PF	FO	Ast	TO	Blk	Stl	Pts	Avg
2020-21	0	0	0	0.0	0	0	.000	0	0	.000	0	0	.000	0	0	0	0.0	0	0	0	0	0	0	0	0.0
2021-22	0	0	0	0.0	0	0	.000	0	0	.000	0	0	.000	0	0	0	0.0	0	0	0	0	0	0	0	0.0
Total	0	0	0	0.0	0	0	.000	0	0	.000	0	0	.000	0	0	0	0.0	0	0	0	0	0	0	0	0.0

## 15 Drew Schultz

**F 6-4 200 So. - Wk. Rockwall, Texas (Rockwall HS)**

■ Walk-on freshman forward who did not see game action in 2020-21.

■ Suffered a knee injury in practice on Nov. 24 and is sidelined..

■ Played four seasons at Rockwall (Texas) High School, including his final two years on the varsity squad.

■ As a senior in 2019-20, Schultz helped Rockwall to a 21-14 record, falling in the second round of the regional tournament to the eventual state finalist.

■ Played two seasons at Rockwall with current UofL teammate Samuel Williamson. Rockwell achieved a 30-6 record and reached the Class 6A regional semifinals in Schultz junior year alongside Williamson.

■ Also played volleyball two seasons at Rockwall, earning second-team all-state honors as a



senior.

■ Born Jan. 9, 2002 ... Major is sport administration.

### 15 Drew Schultz Season/Career Highs

Points..... none  
Reb. .... none  
Asst..... none  
Blocks .... none  
Steals ..... none  
FGM ..... none  
FGA ..... none  
3FGM ..... none  
3FGA ..... none  
FT ..... none  
FTA ..... none

### 15 Drew Schultz

Games With ...	Season	Career
Double-Figure scoring.....	0	0
5 or more rebounds .....	0	0
4 or more assists .....	0	0
A blocked shot .....	0	0
A steal .....	0	0
A three-pointer .....	0	0
20+ points .....	0	0

### 15 Drew Schultz Game-by-Game

Opponent	Date	GS	Min	FG	FGA	Pct	3P	3FG	3FGA	Pct	FT	FTA	Pct	Reb	PF	FO	A	TO	Blk	Stl	Pts	Avg
----------	------	----	-----	----	-----	-----	----	-----	------	-----	----	-----	-----	-----	----	----	---	----	-----	-----	-----	-----

none

### 15 Drew Schultz Statistics

Year	GP	GS	Min	Avg	FG	FGA	Pct	3FG	3FGA	Pct	FT	FTA	Pct	OReb	DReb	Reb	Avg	PF	FO	Ast	TO	Blk	Stl	Pts	Avg
2020-21	0	0	0	0.0	0	0	.000	0	0	.000	0	0	.000	0	0	0	0.0	0	0	0	0	0	0	0	0.0
2021-22	0	0	0	0.0	0	0	.000	0	0	.000	0	0	.000	0	0	0	0.0	0	0	0	0	0	0	0	0.0
Total	0	0	0	0.0	0	0	.000	0	0	.000	0	0	.000	0	0	0	0.0	0	0	0	0	0	0	0	0.0



### 3 El Ellis

**G 6-3 180 Jr. - JC Durham, N.C. (Tallahassee Community College)**

■ Athletic guard who is third on the team in assists (29 total in 19 games), averaging over 17 minutes of action per game. He has started three of the last four games.

■ Double-figure scorer in three of the last six games. He is averaging 9.5 points per game over the last six games.

■ Scored 18 points off the bench against Pittsburgh in Louisville, and followed it with 14 points at Florida State. He had scored a single point in the previous two games.

■ Prior to scoring just two points against DePaul, he had scored 29 points in his previous 26 minutes on the court -- 18 in the final seven minutes at Michigan State and 11 points in 19 minutes at NC State.

■ Scored 22 points off the bench at Michigan State, matching the highest scoring effort for a UofL player this season. He had scored just 27 points through his first six.

■ Averaged 17.7 points, 4.3 assists and 3.4 rebounds while connecting on 55-of-132 three-pointers (.417) and 75.9 percent of his free throws (85-of-112) in leading Tallahassee (Fla.) Community College to a 19-3 record in 2020-21.

■ Named first-team 2021 All-America by the National Junior College Athletic Association (NJCAA), becoming TCC's first two-time All-American. He was honored as the 2021 Panhandle Conference Player of the Year, becoming Tallahassee's first repeat Player of the Year winner and just the conference's third overall since 1997. He also earned first-team All-Panhandle Conference status and was featured on the FCSAA All-State team.

■ Scored a season-high 34 points vs. St. Petersburg on Jan. 30, 2021 and scored 20 or more in 10 games as a sophomore.

■ Made multiple three-pointers in 15 games for Tallahassee, which ranked 14th in the nation in the final NJCAA Division I poll.



#### 3 El Ellis

Games With ...	Season	Career
Double-Figure scoring.....	6	6
5 or more rebounds .....	1	1
4 or more assists .....	0	0
A blocked shot .....	0	0
A steal .....	8	8
A three-pointer .....	11	11
20+ points .....	1	1

#### 3 El Ellis Game-by-Game

Opponent	Date	GS	Min	FG	FGA	Pct	3P	FGA	Pct	FT	FTA	Pct	Off	Def	Tot	Avg	PF	FO	A	TO	Blk	Stl	Pts	Avg
SOUTHERN	11/09/21	17	2	9	.222	0	3	.000	2	3	.667	1	0	1	1.0	1	0	3	1	0	1	6	6.0	
FURMAN	11/12/21	15	2	4	.500	0	2	.000	2	2	1.000	0	3	3	2.0	0	0	2	0	0	0	6	6.0	
NAVY	11/15/21	18	0	1	.000	0	1	.000	0	0	.000	0	1	1	1.7	3	0	3	3	0	1	0	4.0	
DETROIT	11/20/21	21	4	8	.500	0	1	.000	0	0	.000	0	1	1	1.5	3	0	1	1	0	0	8	5.0	
vs. Mississippi St.	11/25/21	14	1	6	.167	1	2	.500	2	4	.500	0	1	1	1.4	0	0	2	1	0	1	5	5.0	
vs. Maryland	11/27/21	9	1	5	.200	0	2	.000	0	0	.000	0	1	1	1.3	2	0	1	1	0	0	2	4.5	
at Michigan St.	12/01/21	18	8	12	.667	4	7	.571	2	2	1.000	0	1	1	1.3	3	0	0	3	0	1	22	7.0	
at NC State	12/04/21	19	3	5	.600	1	2	.500	4	4	1.000	0	2	2	1.4	2	0	1	2	0	0	11	7.5	
DEPAUL	12/10/21	18	1	4	.250	0	2	.000	0	0	.000	1	1	2	1.4	3	0	1	3	0	0	2	6.9	
SOUTHEASTERN LA	12/14/21	18	4	5	.800	2	3	.667	3	4	.750	0	2	2	1.5	2	0	0	2	0	1	13	7.5	
at Western Ky.	12/18/21	16	3	8	.375	3	4	.750	0	0	.000	0	1	1	1.5	2	0	3	1	0	0	9	7.6	
WAKE FOREST	12/29/21	11	0	1	.000	0	1	.000	0	3	.000	0	0	0	1.3	2	0	1	1	0	0	0	7.0	
at Georgia Tech	01/02/22	13	0	3	.000	0	2	.000	1	2	.500	0	2	2	1.4	1	0	2	1	0	0	1	6.5	
PITTSBURGH	01/05/22	19	6	10	.600	2	4	.500	4	6	.667	0	2	2	1.4	0	0	0	2	0	1	18	7.4	
at Florida St.	01/08/22	23	5	12	.417	2	6	.333	2	2	1.000	0	3	3	1.5	4	0	3	1	0	1	14	7.8	
NC STATE	01/12/22	* 16	1	6	.167	1	2	.500	0	0	.000	0	1	1	1.5	0	0	1	1	0	0	3	7.5	
at Pittsburgh	01/15/22	* 33	3	10	.300	1	5	.200	3	5	.600	0	1	1	1.5	3	0	2	1	0	1	10	7.6	
BOSTON COLLEGE	01/19/22	* 20	3	7	.429	1	11	.000	0	0	.000	0	6	6	1.7	3	0	2	2	0	0	7	7.6	
NOTRE DAME	01/22/22	16	2	3	.667	1	11	.000	0	0	.000	0	2	2	1.7	2	0	1	1	0	0	5	7.5	

#### 3 El Ellis Statistics

Year	GP	GS	Min	Avg	FG	FGA	Pct	3FG	3FGA	Pct	FT	FTA	Pct	OReb	DReb	Reb	Avg	PF	FO	Ast	TO	Blk	Stl	Pts	Avg
<b>at Tallahassee CC</b>																									
2019-20	33	25	911	27.6	169	353	.479	52	129	.403	82	97	.845	15	113	128	3.9	42	0	148	81	1	37	472	14.3
2020-21	22	21	667	30.3	125	272	.460	55	132	.417	85	112	.759	11	64	75	3.4	34	0	94	72	4	19	390	17.7
<b>at Louisville</b>																									
2021-22	19	3	334	17.6	49	119	.412	19	51	.373	25	37	.676	2	31	33	1.7	36	0	29	28	0	8	142	7.5
Total	74	49	1912	25.8	343	744	.461	126	312	.404	192	246	.780	28	208	236	3.2	112	0	271	181	5	64	1004	13.6

■ Ranked as the top junior college prospect in the nation in the 247Sports.com composite rankings.

■ Honored as the 2021 Panhandle Conference Player of the Year, becoming Tallahassee's first repeat Player of the Year winner and just the conference's third overall since 1997. He also earned first-team All-Panhandle Conference status and was featured on the FCSAA All-State team.

■ After leading his team to a 27-6 record in 2019-20, Ellis earned NJCAA second-team All-America honors and became Tallahassee's first All-American since 2001.

■ Named the 2020 Panhandle Conference Player of the Year, just the fourth freshman since 1997 to attain that honor.

■ His father Elbert Ellis, Jr. was a football and track athlete at the University of Pittsburgh before playing with the Carolina Panthers and Green Bay Packers.

■ In a July charity softball game, he led his team to victory with a 4-for-4 outing at the plate with a triple and home run, and played well defensively at shortstop.

■ Born Dec. 18, 1999. Major is sport administration.

#### Most Points Scored in less than 20 minutes by a Louisville Player since 2010

Name	Pts.	Opponent, Date
1. El Ellis .....	22	Michigan St, 12/1/21
2. Wayne Blackshear .....	20	Cornell, 11/15/13
3. Jordan Nwora .....	20	Southern, 11/13/18
4. Wayne Blackshear .....	19	Rutgers, 2/6/13
5. El Ellis .....	18	Pittsburgh, 1/5/22

#### 3 El Ellis Season/Career Highs

Points.....	22 at Michigan St. (12/1)
Reb. ....	6 vs. Boston College (1/19)
Asst.....	3 (four times) latest at Florida St. (1/8)
Blocks ....	none
Steals.....	1 (eight times) latest at Pittsburgh (1/15)
FGM .....	8 at Michigan St. (12/1)
FGA .....	12 at Michigan St. (12/1), at Florida St. (1/8)
3FGM .....	4 at Michigan St. (12/1)
3FGA .....	7 at Michigan St. (12/1)
FT.....	4 at NC State (12/4), vs. Pittsburgh (1/5)
FTA.....	6 vs. Pittsburgh (1/5)

4 Roosevelt Wheeler

F/C 6-10 245 Fr. - HS Richmond, Va. (John Marshall HS)

- Has been a backup at center for multiple games, averaging nearly seven minutes a game on the court in his 13 appearances.
- Scored a career-best eight points vs. WKU (4-of-4 FGs) and had six points against Southeastern Louisiana.
- Delighted Louisville fans in his debut against Navy with three points and three rebounds in nine minutes for his first court time this year. He scored four points against Maryland.
- Averaged 15.8 points, 11.9 rebounds and 4.3 blocked shots as a junior in 2019-20 as one of five John Marshall High School players who averaged double figures in scoring. He helped his team achieve a 23-2 record and the 2020 Virginia 2A state championship, John Marshall's second state title in his three years there.
- Wheeler did not have a senior season due to injury and Richmond (Va.) Public Schools canceled winter sports due to the



4 Roosevelt Wheeler		
Games With ...	Season	Career
Double-Figure scoring.....	0	0
5 or more rebounds .....	1	1
4 or more assists .....	0	0
A blocked shot .....	4	4
A steal .....	3	3
A three-pointer .....	0	0
20+ points .....	0	0

4 Roosevelt Wheeler Game-by-Game					3-Point					Rebounds														
Opponent	Date	GS	Min	FG FGA	Pct	FG FGA	Pct	FT FTA	Pct	Off	Def	Tot	Avg	PF	FO	A	TO	Blk	Stl	Pts	Avg			
SOUTHERN	11/09/21	DNP																						
FURMAN	11/12/21	DNP																						
NAVY	11/15/21	9	1	2	.500	0	0	.000	1	2	.500	1	2	3	3.0	0	0	0	0	2	3	3.0		
DETROIT	11/20/21	1	0	0	.000	0	0	.000	0	0	.000	0	0	0	1.5	1	0	0	0	0	0	1.5		
vs. Mississippi St.	11/25/21	9	0	0	.000	0	0	.000	4	4	1.000	1	2	3	2.0	3	0	0	0	0	1	4	2.3	
vs. Maryland	11/27/21	8	2	21	.000	0	0	.000	0	0	.000	0	1	1	1.8	1	0	0	1	0	0	4	2.8	
at Michigan St.	12/01/21	8	0	1	.000	0	0	.000	0	0	.000	1	0	1	1.6	3	0	0	0	1	1	0	2.2	
at NC State	12/04/21	2	0	0	.000	0	0	.000	0	0	.000	0	0	0	1.3	0	0	0	0	0	0	0	1.8	
DEPAUL	12/10/21	8	0	2	.000	0	0	.000	0	0	.000	3	2	5	1.9	0	0	0	0	1	0	0	1.6	
SOUTHEASTERN LA	12/14/21	6	2	21	.000	0	0	.000	2	2	1.000	0	1	1	1.8	2	0	0	0	0	0	6	2.1	
at Western Ky.	12/18/21	20	4	41	.000	0	0	.000	0	0	.000	1	2	3	1.9	0	0	1	1	1	0	8	2.8	
WAKE FOREST	12/29/21	6	0	0	.000	0	0	.000	0	0	.000	0	3	3	2.0	0	0	0	0	0	0	0	2.5	
at Georgia Tech	01/02/22	DNP																						
PITTSBURGH	01/05/22	3	0	0	.000	0	0	.000	1	2	.500	1	1	2	2.0	0	0	0	0	0	0	1	2.4	
at Florida St.	01/08/22	DNP																						
NC STATE	01/12/22	2	0	0	.000	0	0	.000	0	0	.000	0	1	1	1.9	0	0	0	0	0	0	0	2.2	
at Pittsburgh	01/15/22	6	0	0	.000	0	0	.000	0	0	.000	0	0	0	1.8	1	0	0	0	1	0	0	2.0	
BOSTON COLLEGE	01/19/22	DNP																						
NOTRE DAME	01/22/22	DNP																						

4 Roosevelt Wheeler Statistics																									
Year	GP	GS	Min	Avg	FG	FGA	Pct	3FG	3FGA	Pct	FT	FTA	Pct	OReb	DReb	Reb	Avg	PF	FO	Ast	TO	Blk	Stl	Pts	Avg
2021-22	13	0	88	6.8	9	13	.692	0	0	.000	8	10	.800	8	15	23	1.8	11	0	1	2	4	4	26	2.0
TOTAL	13	0	88	6.8	9	13	.692	0	0	.000	8	10	.800	8	15	23	1.8	11	0	1	2	4	4	26	2.0

pandemic and he was recovering from an Achilles injury.

■ A first-team all-state and all-region selection in 2019-20, Wheeler ranked No. 43 nationally by Rivals.com, 69th in the 247Sports.com composite rankings and No. 82 in the ESPN 100.

■ Known as “Big Rose,” Wheeler grew up in Atlanta before moving to Hampton, Va. in August of 2016. He moved to Richmond in 2017 and as a freshman, came off the bench to help John Marshall win the Virginia state 3A championship.

■ In Wheeler’s sophomore year, John Marshall fell in overtime in the semifinals of the 3A state championship during its 21-5 season before the school moved to Class 2A for the 2019-20 season.

■ Born Jan. 15, 2003. Major is art.

4 Roosevelt Wheeler Season/Career Highs	
Points.....	8 at Western Kentucky (12/18)
Reb. ....	5 vs. DePaul (12/10)
Asst.....	1 at Western Kentucky (12/18)
Blocks ....	1 (four times) latest at Pittsburgh (1/15)
Steals.....	2 vs. Navy (11/15)
FGM .....	4 at Western Kentucky (12/18)
FGA .....	4 at Western Kentucky (12/18)
3FGM .....	none
3FGA .....	none
FT.....	4 vs. Mississippi St. (11/25)
FTA.....	4 vs. Mississippi St. (11/25)

## 5 Malik Williams

**F/C 6-11 245 5th Yr. Sr. - 4L Ft. Wayne, Ind. (Snider HS)**

■ First three-year team captain in UofL history  
 ■ Third in the ACC in rebounding (8.6 rpg) and 21st in the nation in defensive rebounding (6.8 per game). He ranks 24th in the ACC in blocked shots (0.7 bpg; 12 total in 18 games).

■ Has grabbed at least eight rebounds in 12 of his 18 games, and double digits boards in eight games.

■ He needs one point for 800 in his career. He grabbed his 600th career rebound at Pitt.

■ Produced his 10th career double-double and fifth this season at Pittsburgh with 12 points, a career-high matching 13 rebounds, two assists and a steal.

■ Preseason All-ACC second team selection.

■ Missed the Cardinals' game at Western Kentucky.


■ Had a double-double performance with 20 points and 10 rebounds at Georgia Tech.

■ Produced his eighth career double-double with 15 points, 10 rebounds and two steals against Southeastern Louisiana.

■ Totaled a career-high 22 points with eight rebounds against DePaul.

■ Had his seventh career double-double with 14 points and 12 rebounds at NC State.

■ Named MVP of the 2021 Baha Mar Hoops Bahamas Championship. He had 13 points, 12 rebounds, and a career-high four steals vs. Maryland in the title game of the event, his sixth career double-double.



### 5 Malik Williams

Games With ...	Season	Career
Double-Figure scoring....	10	33
5 or more rebounds .....	16	63
4 or more assists .....	1	1
A blocked shot .....	8	55
A steal .....	14	44
A three-pointer .....	10	47
20+ points.....	2	2

### 5 Malik Williams Game-by-Game

Opponent	Date	GS	Min	FG	FGA	Pct	FG	FGA	Pct	FT	FTA	Pct	Off	Def	Tot	Avg	PF	FO	A	TO	Blk	Stl	Pts	Avg
SOUTHERN	11/09/21		24	2	4	.500	0	1	.000	2	4	.500	3	10	13	13.0	2	0	0	2	1	1	6	6.0
FURMAN	11/12/21	*	33	1	8	.125	0	3	.000	1	2	.500	2	8	10	11.5	2	0	2	1	2	2	3	4.5
NAVY	11/15/21	*	24	3	5	.600	1	3	.333	0	0	.000	0	5	5	9.3	2	0	5	3	2	1	7	5.3
DETROIT	11/20/21	*	28	3	4	.750	1	11	.000	4	6	.667	2	7	9	9.3	1	0	3	3	0	2	11	6.8
vs. Mississippi St.	11/25/21	*	23	4	8	.500	0	2	.000	0	1	.000	2	8	10	9.4	3	0	0	3	0	0	8	7.0
vs. Maryland	11/27/21	*	30	3	10	.300	1	5	.200	6	6	1.000	3	9	12	9.8	2	0	1	3	1	4	13	8.0
at Michigan St.	12/01/21	*	28	4	8	.500	0	3	.000	2	4	.500	2	6	8	9.6	1	0	0	2	1	2	10	8.3
at NC State	12/04/21	*	27	6	8	.750	2	3	.667	0	0	.000	2	10	12	9.9	2	0	2	0	0	1	14	9.0
DEPAUL	12/10/21	*	29	10	15	.667	2	5	.400	0	0	.000	3	5	8	9.7	3	0	0	1	0	3	22	10.4
SOUTHEASTERN LA	12/14/21	*	17	6	10	.600	0	1	.000	3	3	1.000	3	7	10	9.7	0	0	0	0	0	2	15	10.9
at Western Ky.	12/18/21	DNP																						
WAKE FOREST	12/29/21	*	28	3	8	.375	2	4	.500	3	4	.750	2	4	6	9.4	2	0	1	0	3	0	11	10.9
at Georgia Tech	01/02/22	*	32	9	12	.750	0	1	.000	2	5	.400	2	8	10	9.4	2	0	1	2	1	1	20	11.7
PITTSBURGH	01/05/22	*	19	0	2	.000	0	0	.000	4	6	.667	2	2	4	9.1	6	2	1	4	0	1	4	11.1
at Florida St.	01/08/22	*	26	2	6	.333	0	2	.000	0	0	.000	1	6	7	8.9	1	0	1	0	0	0	4	10.6
NC STATE	01/12/22	*	13	1	5	.200	1	3	.333	1	2	.500	0	3	3	8.5	1	0	1	1	0	1	4	10.1
at Pittsburgh	01/15/22	*	27	4	11	.364	2	5	.400	2	2	1.000	2	11	13	8.8	4	0	2	2	0	1	12	10.3
BOSTON COLLEGE	01/19/22	*	22	2	5	.400	1	3	.333	0	0	.000	0	8	8	8.8	4	0	0	0	1	0	5	9.9
NOTRE DAME	01/22/22	*	21	4	10	.400	3	6	.500	0	0	.000	1	5	6	8.6	1	0	0	1	0	2	11	10.0

### 5 Malik Williams Statistics

Year	GP	GS	Min	Avg	FG	FGA	Pct	3FG	3FGA	Pct	FT	FTA	Pct	OReb	DReb	Reb	Avg	PF	FO	Ast	TO	Blk	Stl	Pts	Avg
2017-18	32	12	338	10.6	46	110	.418	20	62	.323	11	16	.688	23	54	77	2.4	30	0	5	11	13	12	123	3.8
2018-19	34	20	618	18.2	86	205	.420	28	88	.318	61	87	.701	63	145	208	6.1	84	1	9	31	41	9	261	7.7
2019-20	26	3	486	18.7	76	153	.497	9	31	.290	59	91	.648	60	99	159	6.1	46	1	9	17	16	12	220	8.5
2020-21	3	2	62	20.7	6	20	.300	2	7	.286	1	4	.250	6	12	18	6.0	3	0	3	4	0	2	15	5.0
2021-22	18	17	451	25.1	67	139	.482	16	51	.314	30	45	.667	32	123	155	8.6	39	2	20	28	12	24	180	10.0
TOTAL	113	54	1955	17.3	281	627	.448	75	239	.314	162	243	.667	184	433	617	5.5	202	4	46	91	82	59	799	7.1

■ Grabbed his 500th career rebound against Mississippi State as he totaled eight points and 10 rebounds in the game.

■ His 82 career blocks is fifth among active ACC players.

■ Last season, he reinjured his right foot in the second half at Duke and was sidelined for 4-6 weeks. He played in just three games during the 2020-21 season. He had missed UofL's first 15 games after having surgery Nov. 11 to repair a broken bone in his right foot.

■ The runner-up in the 2019-20 ACC Sixth Man of the Year voting, Williams scored in double figures on 10 occasions as a junior and 23 times for his career.

■ Started the last 20 games of 2018-19. He averaged 9.8 pts. and 8.4 reb. in his last five games.

■ Scored a career-high 19 points and grabbed 11 rebounds against Miami in 2019.

■ Born Aug. 26, 1998 ... Major is communication.

### 5 Malik Williams Season Highs

Points..... 22 vs. DePaul (12/10)  
 Reb. .... 13 vs. Southern (11/9), at Pittsburgh (1/15)  
 Asst..... 5 vs. Navy (11/15)  
 Blocks .... 3 vs. Wake Forest (12/29)  
 Steals ..... 4 vs. Maryland (11/27)  
 FGM ..... 10 vs. DePaul (12/10)  
 FGA ..... 15 vs. DePaul (12/10)  
 3FGM ..... 2 (four times) latest at Pittsburgh (1/15)  
 3FGA ..... 6 vs. Notre Dame (1/22)  
 FT ..... 6 vs. Maryland (11/27)  
 FTA ..... 6 (three times) latest vs. Pittsburgh (1/5)

### 5 Malik Williams Career Highs

Points..... 22 vs. DePaul (12/10/21)  
 Reb. .... 13 (seven times) latest at Pittsburgh (1/15/22)  
 Asst..... 5 vs. Navy (11/15/21)  
 Blocks .... 4 vs. Seton Hall (12/1/18)  
 Steals ..... 4 vs. Maryland (11/27/21)  
 FGM ..... 10 vs. DePaul (12/10/21)  
 FGA ..... 15 vs. DePaul (12/10/21)  
 3FGM ..... 4 vs. Pittsburgh (2/11/18)  
 3FGA ..... 6 vs. Notre Dame (1/22/22)  
 FT ..... 7 (three times) latest vs. Virginia (2/8/20)  
 FTA ..... 12 vs. Georgia Tech (1/22/20)



## 10 Samuell Williamson

G/F 6-7 205 Jr. - 2L Rockwall, Texas (Rockwall HS)

■ Double-figure scorer in five games this season (16 career). He has averaged 6.6 points and 4.3 rebounds over the last eight games, starting six of those contests.

■ Second in rebounding (4.5 rpg) for the Cardinals.

■ He has scored nine or more points in three of the last eight, including 13 points and seven rebounds at Florida State.

■ His 12 points and eight rebounds against Wake Forest in his first start of the season surpassed his scoring total of nine points over the previous five games.

■ Produced his fourth career double-double in the opening game vs. Southern with 14 points and 14 rebounds.

■ Starting forward in 15 games last year, averaging 10.7 points and 10.9 rebounds over the last seven games.

■ Honored on the 2021 All-ACC Academic team, his second straight year to earn the recognition.

■ Grabbed double-digit boards in seven games as a sophomore, including five of the last seven. He led the Cardinals in rebounding (8.1 rpg) and ranked



### 10 Samuell Williamson

Games With ...	Season	Career
Double-Figure scoring .....	5	16
5 or more rebounds .....	7	26
4 or more assists .....	1	3
A blocked shot .....	3	10
A steal .....	7	21
A three-pointer .....	2	18
20+ points .....	0	1

### 10 Samuell Williamson Game-by-Game

10 Samuel Williamson Game-by-Game						3-Point			Rebounds															
Opponent	Date	GS	Min	FG	FGA	Pct	FG	FGA	Pct	FT	FTA	Pct	Off	Def	Tot	Avg	PF	FO	A	TO	Blk	Stl	Pts	Avg
SOUTHERN	11/09/21		27	6	12	.500	1	2	.500	1	3	.333	4	10	14	14.0	1	0	1	1	0	0	14	14.0
FURMAN	11/12/21		17	1	6	.167	0	1	.000	0	0	.000	0	0	0	7.0	2	0	0	0	0	0	2	8.0
NAVY	11/15/21		23	6	10	.600	0	1	.000	1	2	.500	1	3	4	6.0	2	0	1	2	1	1	13	9.7
DETROIT	11/20/21		21	2	8	.250	0	0	.000	0	0	.000	2	6	8	6.5	0	0	1	4	0	1	4	8.3
vs. Mississippi St.	11/25/21		26	7	12	.583	0	0	.000	1	4	.250	2	4	6	6.4	1	0	0	1	0	0	15	9.6
vs. Maryland	11/27/21		16	2	4	.500	0	0	.000	0	0	.000	1	4	5	6.2	4	0	1	2	1	0	4	8.7
at Michigan St.	12/01/21		6	0	1	.000	0	0	.000	0	0	.000	0	2	2	5.6	3	0	1	4	0	0	0	7.4
at NC State	12/04/21		4	0	0	.000	0	0	.000	0	2	.000	1	1	2	5.1	0	0	0	1	0	0	0	6.5
DEPAUL	12/10/21		10	0	3	.000	0	0	.000	0	0	.000	0	3	3	4.9	0	0	0	0	0	1	0	5.8
SOUTHEASTERN LA	12/14/21		19	2	6	.333	0	0	.000	3	4	.750	0	3	3	4.7	4	0	0	1	0	2	7	5.9
at Western Ky.	12/18/21		13	1	4	.250	0	0	.000	0	0	.000	2	2	4	4.6	1	0	1	1	0	0	2	5.5
WAKE FOREST	12/29/21	*	29	3	4	.750	0	0	.000	6	7	.857	2	6	8	4.9	1	0	0	1	0	0	12	6.1
at Georgia Tech	01/02/22	*	27	1	6	.167	0	1	.000	1	2	.500	0	4	4	4.8	0	0	4	1	0	0	3	5.8
PITTSBURGH	01/05/22	*	21	4	9	.444	0	1	.000	1	2	.500	1	4	5	4.9	2	0	2	0	1	0	9	6.1
at Florida St.	01/08/22	*	23	5	9	.556	0	1	.000	3	7	.429	4	3	7	5.0	1	0	0	2	0	0	13	6.5
NC STATE	01/12/22	*	11	0	4	.000	0	1	.000	0	0	.000	1	2	3	4.9	0	0	1	1	0	0	0	6.1
at Pittsburgh	01/15/22	*	15	1	4	.250	1	3	.333	0	0	.000	0	1	1	4.6	0	0	2	1	0	1	3	5.9
BOSTON COLLEGE	01/19/22		17	2	5	.400	0	0	.000	3	4	.750	0	4	4	4.6	1	0	0	1	0	2	7	6.0
NOTRE DAME	01/22/22		14	3	4	.750	0	0	.000	0	0	.000	1	1	2	4.5	2	0	0	0	0	1	6	6.0

### 10 Samuell Williamson Statistics

Year	GP	GS	Min	Avg	FG	FGA	Pct	3FG	3FGA	Pct	FT	FTA	Pct	OReb	DReb	Reb	Avg	PF	FO	Ast	TO	Blk	Stl	Pts	Avg
2019-20	31	1	480	15.5	54	115	.470	9	27	.333	20	29	.690	27	50	77	2.5	49	0	18	35	5	10	137	4.4
2020-21	18	15	516	28.7	70	146	.479	9	36	.250	24	34	.706	37	108	145	8.1	42	1	22	31	2	5	173	9.6
2021-22	19	6	339	17.8	46	110	.418	2	11	.182	20	37	.541	22	63	85	4.5	25	0	15	24	3	9	114	6.0
TOTAL	68	22	1335	19.6	170	371	.458	20	74	.270	64	100	.640	86	221	307	4.5	116	1	55	90	10	24	424	6.2

third in the ACC. He pulled down six or more rebounds in 14 of his 18 games in 2020-21. His 8.9 rebounding average in ACC games was second in the league.

■ Totaled career highs of 20 points and 18 rebounds against Georgia Tech on Feb. 1, his third double-double and sixth double-figure scoring effort of the season.

■ Born Sept. 7, 2000 ... Major is business management.

### 10 Samuell Williamson Season Highs

Points..... 15 vs. Mississippi St. (11/25)  
 Reb..... 14 vs. Southern (11/9)  
 Asst..... 4 at Georgia Tech (1/2)  
 Blocks..... 1 (three times) latest vs. Pittsburgh (1/5)  
 Steals..... 2 vs. Southeastern La. (12/14),  
 vs. Boston College (1/19)  
 FGM..... 7 vs. Mississippi St. (11/25)  
 FGA..... 12 vs. Southern (11/9), vs. Mississippi St. (11/25)  
 3FGM..... 1 vs. Southern (11/9), at Pittsburgh (1/15)  
 3FGA..... 3 at Pittsburgh (1/15)  
 FT..... 6 vs. Wake Forest (12/29)  
 FTA..... 7 vs. Wake Forest (12/29), at Florida St. (1/8)

### 10 Samuell Williamson Career Highs

Points..... 20 vs. Georgia Tech (2/1/21)  
 Reb..... 18 vs. Georgia Tech (2/1/21)  
 Asst..... 5 vs. Evansville (11/25/20)  
 Blocks..... 2 at Pittsburgh (12/22/20)  
 Steals..... 2 (three times) latest vs. Boston College (1/19/22)  
 FGM..... 8 vs. Evansville (11/25/20)  
 vs. Georgia Tech (2/1/21)  
 FGA..... 14 vs. North Carolina (2/20/21)  
 3FGM..... 3 vs. Wake Forest (1/13/21)  
 3FGA..... 4 (five times) latest vs. Duke (3/10/21)  
 FT..... 6 vs. Wake Forest (12/29/21)  
 FTA..... 7 (three times) latest at Florida St. (1/8/22)

# 11 Mason Faulkner

**G 6-1 185 Gr. - Tr. Glasgow, Ky. (Western Carolina University)**

■ Has scored eight or more points in six of his last nine games, including nine points and a team-high five assists against Notre Dame in his last game, his second start of the season.

■ Second on the team in assists (3.0 per game, 54 total), and is second in the ACC in assists-turnovers ratio at 2.70. He is sixth in assists-turnovers ratio in ACC games only at 3.10 (31 assists, 10 turnovers in ACC games).

■ Matched his season high of seven assists against Boston College in his first starting assignment, adding eight points and three rebounds.

■ Missed UofL's game at Georgia Tech due to COVID protocols.

■ Totaled 11 points and five assists without a turnover against Wake Forest. He has 63 career collegiate games in double figures.

■ Against Wake Forest, he scored his 1,400th career point at Northern Kentucky, Western Carolina and Louisville.

■ Has 54 assists with 20 turnovers this season (2.70 assist-turnovers ratio).



## 11 Mason Faulkner

Games With ...	Season	Career
Double-Figure scoring.....	4	63
5 or more rebounds.....	1	47
4 or more assists.....	7	70
A blocked shot.....	0	5
A steal.....	6	81
A three-pointer.....	11	88
20+ points.....	0	23

*Above career figures include NKU & WCU*

11 Mason Faulkner Game-by-Game						3-Point					Rebounds													
Opponent	Date	GS	Min	FG	FGA	Pct	FG	FGA	Pct	FT	FTA	Pct	Off	Def	Tot	Avg	PF	FO	A	TO	Blk	Stl	Pts	Avg
SOUTHERN	11/09/21	10	1	2	.500	0	0	.000	0	0	.000	0	0	0	0	0.0	1	0	1	2	0	0	2	2.0
FURMAN	11/12/21	22	0	2	.000	0	1	.000	6	7	.857	1	4	5	2.5	1	0	7	0	0	2	6	4.0	
NAVY	11/15/21	22	2	4	.500	2	4	.500	2	4	.500	0	1	1	2.0	2	0	5	2	0	0	8	5.3	
DETROIT	11/20/21	6	0	0	.000	0	0	.000	0	0	.000	0	0	0	1.5	0	0	1	0	0	0	4.0		
vs. Mississippi St.	11/25/21	13	2	21	.000	2	21	.000	1	2	.500	1	2	3	1.8	3	0	1	0	0	1	7	4.6	
vs. Maryland	11/27/21	9	0	1	.000	0	1	.000	0	0	.000	0	0	0	1.5	0	0	0	2	0	1	0	3.8	
at Michigan St.	12/01/21	8	0	1	.000	0	1	.000	0	0	.000	0	0	0	1.3	1	0	1	1	0	0	3.3		
at NC State	12/04/21	10	1	4	.250	0	3	.000	0	0	.000	0	1	1	1.3	2	0	2	1	0	1	2	3.1	
DEPAUL	12/10/21	9	1	4	.250	1	2	.500	0	0	.000	0	1	1	1.2	1	0	1	1	0	0	3	3.1	
SOUTHEASTERN LA	12/14/21	22	5	8	.625	2	4	.500	0	0	.000	0	3	3	1.4	3	0	3	1	0	0	12	4.0	
at Western Ky.	12/18/21	27	3	8	.375	2	6	.333	4	4	1.000	0	0	0	1.3	4	0	3	1	0	0	12	4.7	
WAKE FOREST	12/29/21	24	3	10	.300	1	3	.333	4	6	.667	1	3	4	1.5	2	0	5	0	0	0	11	5.3	
at Georgia Tech	01/02/22	DNP																						
PITTSBURGH	01/05/22	20	1	11	.000	1	11	.000	0	0	.000	0	0	0	1.4	1	0	4	0	0	0	3	5.1	
at Florida St.	01/08/22	27	2	4	.500	1	3	.333	7	8	.875	1	2	3	1.5	3	0	3	2	0	1	12	5.6	
NC STATE	01/12/22	28	1	3	.333	1	11	.000	1	2	.500	0	0	0	1.4	1	0	4	2	0	0	4	5.5	
at Pittsburgh	01/15/22	17	0	3	.000	0	2	.000	0	0	.000	0	3	3	1.5	1	0	1	3	0	0	0	5.1	
BOSTON COLLEGE	01/19/22	* 29	2	6	.333	1	3	.333	3	4	.750	0	3	3	1.6	0	0	7	1	0	0	8	5.3	
NOTRE DAME	01/22/22	* 28	4	8	.500	1	4	.250	0	0	.000	0	2	2	1.6	1	0	5	1	0	1	9	5.5	

## 11 Mason Faulkner Statistics

Year	GP	GS	Min	Avg	FG	FGA	Pct	3FG	3FGA	Pct	FT	FTA	Pct	OReb	DReb	Reb	Avg	PF	FO	Ast	TO	Blk	Stl	Pts	Avg
<i>at Northern Kentucky</i>																									
2016-17	33	1	603	18.3	79	196	.403	24	97	.247	61	80	.763	13	67	80	2.4	67	2	68	44	2	27	243	7.4
2017-18	32	0	548	17.1	58	141	.411	32	90	.356	30	34	.882	7	52	59	1.8	55	1	73	44	0	24	178	5.6
<i>at Western Carolina</i>																									
2019-20	31	30	1037	33.5	163	405	.402	62	198	.313	162	207	.783	24	161	185	6.0	71	2	188	103	3	37	550	17.7
2020-21	22	19	752	34.2	120	264	.455	33	93	.355	99	130	.762	22	99	121	5.5	64	3	106	76	1	27	372	16.9
<i>at Louisville</i>																									
2021-22	18	2	331	18.4	28	71	.394	15	41	.366	28	37	.757	4	25	29	1.6	27	0	54	20	0	7	99	5.5
Total	136	52	3271	24.1	448	1077	.416	166	519	.320	380	488	.779	70	404	474	3.5	284	8	489	287	6	122	1442	10.6

■ Handed out his 450th career assist vs. Mississippi State, adding seven points and three rebounds in the game.

■ Graduate transfer guard led Western Carolina with 16.9 points and 4.8 assists per game as a redshirt senior in 2020-21 when he led the SoCon in assists and ranked ninth in scoring.

■ Two-time All-Southern Conference and NABC All-District selection

■ Has scored 1,442 career points in his four collegiate seasons and handed out 489 assists, scoring in double digits 63 times while reaching 20 or more points in 23 games.

■ As a junior in 2019-20, Faulkner averaged 17.7 points, 6.0 rebounds and ranked 19th in NCAA Division I in assists at 6.0 per game.

■ His twin sister Madison was a first team NAIA and WCBA All-American in basketball as a senior at Campbellsville (Ky.) University and the NCCAA Player of the Year, scoring 1,494 career points.

■ His cousin Tick Rogers played for the Cardinals (1992-96) and is fifth in career steals at UofL with 220.

■ Born June 11, 1998. Working on a master's degree in criminal justice.

## 11 Mason Faulkner

### Season/Career Highs at Louisville

Points.....	12 (three times) latest at Florida St. (1/8)
Reb. ....	5 vs. Furman (11/12)
Asst.....	7 vs. Furman (11/12), vs. Boston College (1/19)
Blocks ....	none
Steals.....	2 vs. Furman (11/12)
FGM.....	5 vs. Southeastern La. (12/14)
FGA.....	10 vs. Wake Forest (12/29)
3FGM.....	2 (four times) at Western Kentucky (12/18)
3FGA.....	6 at Western Kentucky (12/18)
FT.....	7 at Florida St. (1/8)
FTA.....	8 at Florida St. (1/8)

12 JJ Traynor

F 6-8 200 So. - 1L Bardstown, Ky. (Bardstown HS)

- Was productive off the bench as a freshman, averaging 3.9 points, 2.0 rebounds in 13 minutes per game. He has appeared in three games this year.
- Buried a three-pointer in his five minutes on the court against Southeastern Louisiana, his first action since Nov. 12.
- Swatted a team-high 11 blocked shots last season.
- Connected on 49.1 percent of his field goals last season, including 5-of-10 three-pointers, while slamming six dunks.
- Scored a freshman year best 11 points on a perfect 5-of-5 shooting with five rebounds in his collegiate debut vs. Evansville. His three dunks in the game tied the Louisville record for most dunks in a freshman debut.
- Has a 7-2 wingspan.
- Traynor's father Jason Osborne played two years at UofL (1993-95) and was a McDonald's All-American at Louisville Male High School, where he was Kentucky's Mr. Basketball in 1993. JJ slept in his dad's practice jersey as a child.
- Born May 3, 2002 ... Major is sport administration with a minor in business.



12 JJ Traynor

Games With ...	Season	Career
Double-Figure scoring.....	0	1
5 or more rebounds .....	0	3
4 or more assists .....	0	0
A blocked shot .....	0	5
A steal .....	0	2
A three-pointer.....	1	5
20+ points.....	0	0

12 JJ Traynor Season Highs

Points..... 3 vs. Southeastern La. (12/14)  
Reb. .... 1 vs. Southern (11/9)  
Asst..... none  
Blocks .... none  
Steals ..... none  
FGM ..... 1 vs. Southeastern La. (12/14)  
FGA ..... 1 vs. Southern (11/9), vs. Southeastern La. (12/14)  
3FGM ..... 1 vs. Southeastern La. (12/14)  
3FGA ..... 1 vs. Southeastern La. (12/14)  
FT ..... none  
FTA ..... none

12 JJ Traynor Career Highs

Points..... 11 vs. Evansville (11/25/20)  
Reb. .... 5 (three times) latest at Pittsburgh (12/22/20)  
Asst..... 1 vs. Notre Dame (2/23/21)  
Blocks..... 3 at Pittsburgh (12/22/20), at Wake Forest (1/13/21)  
Steals ..... 1 at Wisconsin (12/19/20), vs. Duke (3/10/21)  
FGM ..... 5 vs. Evansville (11/25/20)  
FGA ..... 7 at Wisconsin (12/19/20)  
3FGM ..... 2 at Wisconsin (12/19/20)  
3FGA ..... 4 at Wisconsin (12/19/20)  
FT ..... 3 at Clemson (1/27/21)  
FTA ..... 4 (four times) latest at North Carolina (2/20/21)

12 JJ Traynor Game-by-Game

Opponent	Date	GS	Min	FG	FGA	Pct	FG	FGA	Pct	FT	FTA	Pct	Off	Def	Tot	Avg	Pf	FO	A	TO	Blk	Stl	Pts	Avg
SOUTHERN	11/09/21	2	0	1	.000	0	0	.000	0	0	.000	1	0	1	1.0	1	0	0	0	0	0	0	0.0	
FURMAN	11/12/21	6	0	0	.000	0	0	.000	0	0	.000	0	0	0	0.5	1	0	0	1	0	0	0	0.0	
SOUTHEASTERN LA	12/14/21	5	1	11	.000	1	11	.000	0	0	.000	0	0	0	0.3	1	0	0	0	0	0	3	1.0	

12 JJ Traynor Statistics

Year	GP	GS	Min	Avg	FG	FGA	Pct	3FG	3FGA	Pct	FT	FTA	Pct	OReb	DReb	Reb	Avg	Pf	FO	Ast	TO	Blk	Stl	Pts	Avg
2020-21	20	0	260	13.0	27	55	.491	5	10	.500	19	29	.655	14	26	40	2.0	23	1	1	8	11	2	78	3.9
2021-22	3	0	13	4.3	1	2	.500	1	1	1.000	0	0	.000	1	0	1	0.3	3	0	0	1	0	0	3	1.0
TOTAL	23	0	273	11.9	28	57	.491	6	11	.545	19	29	.655	15	26	41	1.8	26	1	1	9	11	2	81	3.5



## 13 Jarrod West

**G 5-11 185 Gr. - Tr. Clarksburg, W.Va. (Marshall University)**

■ Co-captain graduate transfer is fifth in the ACC in assists-turnovers ratio (2.31), 17th in assists (3.2) and 13th in steals (1.5).

■ Scored his 1,300th career point against NC State on Jan. 12.

■ Handed out his 450th assist in his career with five at NC State (484 now; 424 at Marshall, 60 at Louisville). He has led the team in assists in nine games.

■ Third in the nation in career steals among active players with 283, including 29 in his 19 games at Louisville. He has five games this season with three or more steals.

■ His five steals against Western Kentucky were the most by a Louisville player since Donovan Mitchell had five vs. Notre Dame on Jan. 4, 2017.

■ Averaged a Conference USA-leading 6.0 assists (12th in the nation) and 2.5 steals (11th in the nation) as a senior for Marshall in 2020-21, adding 12.5 points and 3.5 rebounds per game. He was selected to the 2021 All-Conference USA second team and C-USA All-Defensive Team. His 2.86 assists/turnover ratio also led C-USA.

■ In his four years at Marshall, West amassed a school-record 254 steals in his 126 career games, second-most in C-USA history. He has produced 1,310 points and 481 assists over the last four years at Marshall (2017-21) and Louisville this season.

■ Had 57 career double-figure scoring games at Marshall and handed out five or more assists on 39 occasions.

■ Selected to the 2021 All-Conference USA second team and C-USA All-Defensive Team, his 2.86



### 13 Jarrod West

Games With ...	Season	Career
Double-Figure scoring.....	2	59
5 or more rebounds .....	4	26
4 or more assists .....	7	55
A blocked shot .....	0	7
A steal .....	13	117
A three-pointer.....	11	109
20+ points.....	0	8

*Above career figures include Marshall*

### 13 Jarrod West Game-by-Game

Opponent	Date	GS	Min	FG	FGA	3-Point Pct	FG	FGA	Pct	FT	FTA	Pct	Off	Def	Tot	Avg	PF	FO	A	TO	Blk	Stl	Pts	Avg
SOUTHERN	11/09/21	*	31	2	7	.286	1	6	.167	1	2	.500	0	0	0	0.0	4	0	5	2	0	2	6	6.0
FURMAN	11/12/21	*	30	4	6	.667	1	2	.500	1	2	.500	2	3	5	2.5	2	0	2	0	0	0	10	8.0
NAVY	11/15/21	*	24	2	4	.500	1	3	.333	0	0	.000	0	1	1	2.0	1	0	3	0	0	4	5	7.0
DETROIT	11/20/21	*	32	1	3	.333	1	3	.333	4	6	.667	0	2	2	2.0	1	0	2	1	0	3	7	7.0
vs. Mississippi St.	11/25/21	*	27	1	6	.167	0	2	.000	1	1	1.000	1	2	3	2.2	2	0	3	4	0	1	3	6.2
vs. Maryland	11/27/21	*	31	4	10	.400	1	3	.333	0	0	.000	0	3	3	2.3	4	0	6	1	0	0	9	6.7
at Michigan St.	12/01/21	*	31	2	6	.333	2	5	.400	2	2	1.000	0	4	4	2.6	3	0	3	2	0	3	8	6.9
at NC State	12/04/21	*	29	1	3	.333	0	1	.000	3	4	.750	0	5	5	2.9	2	0	6	3	0	0	5	6.6
DEPAUL	12/10/21	*	31	2	10	.200	1	6	.167	0	0	.000	0	6	6	3.2	0	0	3	2	0	2	5	6.4
SOUTHEASTERN LA	12/14/21	*	26	3	6	.500	1	3	.333	1	2	.500	0	1	1	3.0	1	0	5	3	0	2	8	6.6
at Western Ky.	12/18/21	*	32	3	6	.500	2	4	.500	0	0	.000	0	1	1	2.8	3	0	4	1	0	5	8	6.7
WAKE FOREST	12/29/21	*	30	1	4	.250	0	2	.000	6	6	1.000	0	1	1	2.7	1	0	3	1	0	1	8	6.8
at Georgia Tech	01/02/22	*	37	2	7	.286	0	3	.000	2	2	1.000	0	2	2	2.6	4	0	4	1	0	3	6	6.8
PITTSBURGH	01/05/22	*	32	1	4	.250	0	2	.000	3	4	.750	0	5	5	2.8	4	0	4	2	0	0	5	6.6
at Florida St.	01/08/22	*	13	1	3	.333	0	1	.000	0	0	.000	0	1	1	2.7	3	0	1	1	0	0	2	6.3
NC STATE	01/12/22	*	23	1	2	.500	0	1	.000	0	0	.000	0	0	0	2.5	3	0	2	0	0	1	2	6.1
at Pittsburgh	01/15/22	*	28	4	9	.444	1	6	.167	0	0	.000	0	1	1	2.4	2	0	1	0	0	1	9	6.2
BOSTON COLLEGE	01/19/22		20	1	4	.250	0	2	.000	0	0	.000	0	1	1	2.3	2	0	2	1	0	0	2	6.0
NOTRE DAME	01/22/22		25	5	9	.556	4	11	.000	0	0	.000	1	1	2	2.3	1	0	1	1	0	1	14	6.4

### 13 Jarrod West Statistics

Year	GP	GS	Min	Avg	FG	FGA	Pct	3FG	3FGA	Pct	FT	FTA	Pct	OReb	DReb	Reb	Avg	PF	FO	Ast	TO	Blk	Stl	Pts	Avg
<b>at Marshall</b>																									
2017-18	36	35	1168	32.4	93	216	.430	63	153	.410	31	47	.660	13	81	94	2.6	75	2	106	52	2	57	280	7.8
2018-19	37	36	1059	28.6	66	205	.322	46	138	.333	29	40	.725	13	85	98	2.6	76	0	61	43	0	80	207	5.6
2019-20	32	32	1154	36.1	162	390	.415	69	187	.369	62	94	.660	21	106	127	4.0	59	1	131	73	5	65	455	14.2
2020-21	21	21	715	34.0	97	212	.458	42	103	.408	26	39	.667	13	61	74	3.4	35	0	126	44	1	52	262	12.5
<b>at Louisville</b>																									
2021-22	19	17	532	28.0	41	110	.373	16	59	.271	24	31	.774	4	40	44	2.3	43	0	60	26	0	29	122	6.4
Total	145	141	4628	31.9	459	1133	.405	236	640	.369	172	251	.685	64	373	437	3.0	288	3	484	238	8	283	1326	9.1

assists/turnover ratio also led C-USA. He had three or more steals in nine games last season.

■ Recognized with the 2020 Conference USA Winter Sports Spirit of Service Award for Marshall, presented to student-athletes within C-USA who exemplify excellence within their sport, in the classroom and within community service endeavors.

■ Collected a school-record 80 steals as a sophomore in 2018-19. He produced career highs of 29 points against Middle Tennessee on Feb. 13, 11 assists at Western Kentucky on Jan. 25, 2020, and seven steals against Robert Morris on Dec. 20 (tied for the fourth-most steals in Marshall history).

■ As a junior in 2019-20, West was the only player in Conference USA to rank in the conference top 10 in scoring, assists and steals. He averaged 14.2 points (10th in C-USA), 4.1 assists (4th), 4.0 rebounds and 2.0 steals (1st) when he was honored on the All-Conference USA Third-Team, C-USA All-Defensive Team, and C-USA All-Academic Team.

■ His father Jarrod -- who played college basketball at West Virginia from 1994-98 -- has been the head coach at Notre Dame High School for the last 14 years.

■ Born March 29, 1999. Working on a Master's of Business Administration (MBA) with a minor in marketing.

### 13 Jarrod West

#### Season/Career Highs at Louisville

Points..... 14 vs. Notre Dame (1/22)  
 Reb..... 6 vs. DePaul (12/10)  
 Asst..... 6 vs. Maryland (11/27), at NC State (12/4)  
 Blocks..... none  
 Steals..... 5 at Western Kentucky (12/18)  
 FGM..... 5 vs. Notre Dame (1/22)  
 FGA..... 10 vs. Maryland (11/27), vs. DePaul (12/10)  
 3FGM..... 4 vs. Notre Dame (1/22)  
 3FGA..... 6 (three times) latest at Pittsburgh (1/15)  
 FT..... 6 vs. Wake Forest (12/29)  
 FTA..... 6 vs. Detroit Mercy (11/20), vs. Wake Forest (12/29)

## 14 Dre Davis

G/F 6-5 210 So. - 1L Indianapolis. (Lawrence Central HS)

■ Missed the Cardinals' Jan. 19 game against Boston College after suffering a right ankle sprain in practice on Jan. 18. He returned to start against Notre Dame and totaled seven points and a career-high three steals.

■ Has scored nine or more points in three of his last six games. He has six double-figure scoring games this season.

■ Leads the Cardinals in free throw percentage (.811, 30-of-37).

■ Came off the bench for the first time this season at Georgia Tech and responded with 13 points, all in the second half. Davis had scored just 14 points over the previous four games combined.

■ A starter at forward in the first 12 games, Davis was named to the Baha Mar Hoops Bahamas Championship All-Tournament team with his defensive efforts contributing to the honor.

■ Scored 11 points and grabbed seven rebounds at NC State, marking his fourth game in double figures in a four-game stretch.

■ Contributed a career-best four assists and was one shy of his career high with eight rebounds against DePaul.

■ Led the Cardinals with 18 points and nine rebounds against Detroit Mercy, one short of a double-double.

■ Starting forward in 17 games last year averaged 7.4 points and 3.2 rebounds per game with 34 offensive rebounds (third on team).

■ Honored on the 2021 All-ACC Academic team.



### 14 Dre Davis

Games With ...	Season	Career
Double-Figure scoring.....	6	14
5 or more rebounds .....	6	10
4 or more assists .....	1	1
A blocked shot .....	6	10
A steal .....	7	17
A three-pointer.....	6	14
20+ points.....	0	1

### 14 Dre Davis Game-by-Game

14 Dre Davis Game-by-Game						3-Point			Rebounds															
Opponent	Date	GS	Min	FG	FGA	Pct	FG	FGA	Pct	FT	FTA	Pct	Off	Def	Tot	Avg	PF	FO	A	TO	Blk	Stl	Pts	Avg
SOUTHERN	11/09/21	*	12	0	3	.000	0	1	.000	0	0	.000	0	0	0	0.0	2	0	0	1	2	1	0	0.0
FURMAN	11/12/21	*	19	2	7	.286	0	1	.000	3	4	.750	0	1	1	0.5	2	0	0	0	0	7	3.5	
NAVY	11/15/21	*	18	2	6	.333	0	2	.000	0	0	.000	1	0	1	0.7	2	0	0	1	1	0	4	3.7
DETROIT	11/20/21	*	24	7	14	.500	1	6	.167	3	5	.600	4	5	9	2.8	4	0	1	2	0	2	18	7.3
vs. Mississippi St.	11/25/21	*	17	4	8	.500	2	5	.400	2	2	1.000	3	4	7	3.6	1	0	2	2	0	0	12	8.2
vs. Maryland	11/27/21	*	22	2	7	.286	0	3	.000	2	2	1.000	3	1	4	3.7	3	0	0	1	0	1	6	7.8
at Michigan St.	12/01/21	*	34	7	12	.583	1	11	.000	0	0	.000	2	2	4	3.7	3	0	1	3	0	0	15	8.9
at NC State	12/04/21	*	27	5	13	.385	1	3	.333	0	0	.000	5	2	7	4.1	3	0	3	2	1	1	11	9.1
DEPAUL	12/10/21	*	26	2	11	.182	0	3	.000	2	2	1.000	3	5	8	4.6	4	0	4	2	2	0	6	8.8
SOUTHEASTERN LA	12/14/21	*	19	1	3	.333	0	0	.000	4	4	1.000	3	3	6	4.7	1	0	1	1	0	0	6	8.5
at Western Ky.	12/18/21	*	8	1	2	.500	0	1	.000	0	0	.000	0	1	1	4.4	3	0	0	1	0	0	2	7.9
WAKE FOREST	12/29/21	*	15	0	3	.000	0	0	.000	0	0	.000	0	2	2	4.2	3	0	1	1	0	0	0	7.3
at Georgia Tech	01/02/22		23	5	6	.833	1	11	.000	2	2	1.000	1	0	1	3.9	0	0	1	0	1	0	13	7.7
PITTSBURGH	01/05/22		12	2	4	.500	0	1	.000	1	1	1.000	0	0	0	3.6	1	0	2	1	0	1	5	7.5
at Florida St.	01/08/22		10	1	2	.500	1	11	.000	0	0	.000	0	2	2	3.5	0	0	0	1	0	0	3	7.2
NC STATE	01/12/22		32	4	7	.571	0	0	.000	5	7	.714	1	4	5	3.6	4	0	2	3	0	1	13	7.6
at Pittsburgh	01/15/22		25	3	6	.500	0	1	.000	3	4	.750	0	3	3	3.6	2	0	0	1	0	0	9	7.6
BOSTON COLLEGE	01/19/22	DNP																						
NOTRE DAME	01/22/22	*	22	2	6	.333	0	1	.000	3	4	.750	0	0	0	3.4	0	0	1	0	1	3	7	7.6

### 14 Dre Davis Statistics

Year	GP	GS	Min	Avg	FG	FGA	Pct	3FG	3FGA	Pct	FT	FTA	Pct	OReb	DReb	Reb	Avg	PF	FO	Ast	TO	Blk	Stl	Pts	Avg
2020-21	20	17	578	28.9	51	128	.398	12	48	.250	36	48	.750	34	29	63	3.2	50	1	22	33	6	11	150	7.5
2021-22	18	13	365	20.3	50	120	.417	7	31	.226	30	37	.811	26	35	61	3.4	38	0	19	23	8	10	137	7.6
TOTAL	38	30	943	24.8	101	248	.407	19	79	.241	66	85	.776	60	64	124	3.3	88	1	41	56	14	21	287	7.6

■ Scored at least five points in 14 of 20 games for the season, reaching double figures on eight occasions. He had eight points and three rebounds against Virginia in his last regular season game.

■ Scored a season-best 21 points with two rebounds and two assists against Western Kentucky, and he earned ACC Freshman of the Week as a result for games Nov. 30-Dec. 6. He was the first true freshman to score 20+ points in a game since V.J. King scored 24 at Virginia on Feb. 6, 2017.

■ His father D'Andre Davis, Sr. is the second-year head coach at Warren Central HS in Indianapolis. He was an assistant coach at Lawrence Central when Dre was there (Dre is D'Andre Davis, Jr.).

■ Born Aug. 23, 2001 ... Major is sport administration.

### 14 Dre Davis Season Highs

Points..... 18 vs. Detroit Mercy (11/20)  
 Reb. .... 9 vs. Detroit Mercy (11/20)  
 Asst..... 4 vs. DePaul (12/10)  
 Blocks .... 2 vs. Southern (11/9), vs. DePaul (12/10)  
 Steals .... 3 vs. Notre Dame (1/22)  
 FGM ..... 7 vs. Detroit Mercy (11/20), at Michigan St. (12/1)  
 FGA ..... 14 vs. Detroit Mercy (11/20)  
 3FGM ..... 2 vs. Mississippi St. (11/25)  
 3FGA ..... 6 vs. Detroit Mercy (11/20)  
 FT ..... 5 vs. NC State (1/12)  
 FTA ..... 7 vs. NC State (1/12)

### 14 Dre Davis Career Highs

Points..... 21 vs. Western Ky. (12/1/20)  
 Reb. .... 9 vs. Detroit Mercy (11/20/21)  
 Asst..... 4 vs. DePaul (12/10/21)  
 Blocks .... 3 vs. Evansville (11/25/20)  
 Steals .... 3 vs. Notre Dame (1/22/22)  
 FGM ..... 7 (three times) latest at Michigan St. (12/1/21)  
 FGA ..... 14 vs. Detroit Mercy (11/20/21)  
 3FGM ..... 2 (five times) latest vs. Mississippi St. (11/25/21)  
 3FGA ..... 6 vs. Notre Dame (2/23/21),  
 vs. Detroit Mercy (11/20/21)  
 FT ..... 7 at Miami (FL) (1/16/21)  
 FTA ..... 8 at Miami (FL) (1/16/21)

21 Sydney Curry

F 6-8 270 Jr. - JC Ft. Wayne, Ind. (John A. Logan College)

■ After missing UofL's game at Pitt with an ankle injury suffered in practice on Jan. 13, Curry returned to total seven rebounds and a team-high 13 points against Boston College in his second start of the season. He tweaked his ankle against Notre Dame and scored four points in 13 minutes, but is expected to play at Virginia.

■ Has scored 39 points in his last three games after combining for 33 points over his first 12 games this season. He is averaging 10.6 points and 6.4 rebounds over his last five games.

■ Produced his first double-double for the Cardinals with 22 points and 10 rebounds in 24 minutes against NC State, all season-highs. A junior college transfer, he had scored 33 total points in 12 games entering the game.

■ Leads the Cardinals in field goal percentage (.744; 32-of-43), and is the only player shooting above 50 percent from the field (with more than 10 field goals).

■ Scored six points in six minutes off the bench vs. Wake Forest with two rebounds. Curry had not scored in the previous six games.

■ Has grabbed at least three rebounds in six games.

■ Productive with his 12 minutes of action in an exhibition vs. Kentucky State, gathering five points, seven rebounds and two steals.

■ Honored as the 2020-21 Great Rivers Athletic Conference Player of the Year when he averaged



21 Sydney Curry

Games With ...	Season	Career
Double-Figure scoring.....	2	2
5 or more rebounds .....	4	4
4 or more assists .....	0	0
A blocked shot .....	0	0
A steal .....	1	1
A three-pointer .....	0	0
20+ points .....	1	1

21 Sydney Curry Game-by-Game

Opponent	Date	GS	Min	FG	FGA	Pct	FG	FGA	Pct	FT	FTA	Pct	Off	Def	Tot	Avg	PF	FO	A	TO	Blk	Stl	Pts	Avg
SOUTHERN U.	11/09/21	*	14	2	21.000	0	0	.000	0	0	.000	0	4	4	4.0	3	0	1	1	0	0	4	4.0	
FURMAN	11/12/21		7	0	0.000	0	0	.000	0	0	.000	0	0	0	2.0	2	0	0	1	0	0	0	2.0	
NAVY	11/15/21		DNP																					
DETROIT	11/20/21		7	2	21.000	0	0	.000	0	0	.000	1	2	3	2.3	0	0	0	0	0	0	4	2.7	
vs. Mississippi St.	11/25/21		8	2	3.667	0	0	.000	1	2	.500	1	2	3	2.5	3	0	1	0	0	0	5	3.3	
vs. Maryland	11/27/21		2	0	0.000	0	0	.000	0	0	.000	0	0	0	2.0	1	0	0	1	0	0	0	2.6	
at Michigan St.	12/01/21		DNP																					
at NC State	12/04/21		DNP																					
DEPAUL	12/10/21		3	0	0.000	0	0	.000	0	0	.000	0	1	1	1.8	0	0	0	0	0	0	0	2.2	
SOUTHEASTERN LA	12/14/21		3	0	1.000	0	0	.000	0	0	.000	0	0	0	1.6	0	0	0	0	0	0	0	1.9	
at Western Ky.	12/18/21		3	0	1.000	0	0	.000	0	0	.000	1	1	2	1.6	0	0	0	0	0	0	0	1.6	
WAKE FOREST	12/29/21		6	2	3.667	0	0	.000	2	4	.500	2	0	2	1.7	1	0	0	0	0	0	6	2.1	
at Georgia Tech	01/02/22		1	0	0.000	0	0	.000	0	0	.000	0	0	0	1.5	0	0	0	0	0	0	0	1.9	
PITTSBURGH	01/05/22		18	3	31.000	0	0	.000	2	2	1.000	2	6	8	2.1	3	0	1	0	0	1	8	2.5	
at Florida St.	01/08/22		14	3	5.600	0	0	.000	0	1	.000	2	4	6	2.4	4	0	0	0	0	0	6	2.8	
NC STATE	01/12/22		25	10	13.769	0	0	.000	2	4	.500	2	8	10	3.0	3	0	1	0	0	0	22	4.2	
at Pittsburgh	01/15/22		DNP																					
BOSTON COLLEGE	01/19/22	*	24	6	61.000	0	0	.000	1	3	.333	2	5	7	3.3	3	0	1	1	0	0	13	4.9	
NOTRE DAME	01/22/22	*	13	2	4.500	0	0	.000	0	0	.000	0	1	1	3.1	1	0	0	0	0	0	4	4.8	

21 Sydney Curry Statistics

Year	GP	GS	Min	Avg	FG	FGA	Pct	3FG	3FGA	Pct	FT	FTA	Pct	OReb	DReb	Reb	Avg	PF	FO	Ast	TO	Blk	Stl	Pts	Avg
at John Logan College																									
2019-20	31	20			173	234	.739	0	1	.000	73	166	.440	93	163	256	8.3	80	0	17	49	22	15	419	13.5
2020-21	18	6			92	136	.676	0	1	.000	51	109	.468	72	78	150	8.3	44	1	36	41	15	15	235	13.1
at Louisville																									
2021-22	15	3	148	9.9	32	43	.744	0	0	.000	8	16	.500	13	34	47	3.1	24	0	5	4	0	1	72	4.8
Total	64	29			297	413	.719	0	2	.000	132	291	.454	178	275	453	7.1	148	1	58	94	37	31	726	11.3

12.9 points, 8.2 rebounds and shot 69.4 percent from the field to lead John A. Logan College to an 18-5 record and league title.

■ Third-team 2021 NJCAA All-America selection in helping John A. Logan to the NJCAA Region 24 championship, a No. 12 ranking in the final NJCAA D1 Poll, and the school's first appearance in the national tournament in six years.

■ He had 14 double-figure scoring efforts in his 18 games as a sophomore and also grabbed seven or more rebounds on 14 occasions. He was ranked as the No. 8 junior college prospect in the nation by 247Sports.

■ As a freshman in 2020-21, Curry averaged 13.5 points, 8.3 rebounds and shot 73.9 percent from the field as John A. Logan posted a 28-5 record, a perfect 18-0 conference mark and was ranked eighth in the nation in the final 2019-20 NJCAA poll. He had 21 double-figure scoring efforts as a freshman and grabbed seven or more rebounds on 23 occasions.

■ Before his junior college stint, Curry averaged 18.6 points, 12.4 rebounds and 1.4 blocked shots per game as a senior at Northrop High School in Ft. Wayne as a first team all-state selection.

■ Born Nov. 18, 2000. Major is sport administration.

21 Sydney Curry

Season/Career Highs at Louisville

Points..... 22 vs. NC State (1/12)  
Reb. .... 10 vs. NC State (1/12)  
Asst. .... 1 (five times) latest vs. Boston College (1/19)  
Blocks .... none  
Steals .... 1 vs. Pittsburgh (1/5)  
FGM ..... 10 vs. NC State (1/12)  
FGA ..... 13 vs. NC State (1/12)  
3FGM ..... none  
3FGA ..... none  
FT ..... 2 (three times) latest vs. NC State (1/12)  
FTA ..... 4 vs. Wake Forest (12/29), vs. NC State (1/12)



23 Gabe Wiznitzer

C 6-11 245 So. - 1L Walhalla, S.C. (Hargrave Military Academy)

■ Injured his right wrist in practice on Oct. 19 and was out for a period until he was cleared to return to game action on Nov. 25. He saw his first action of the season at Michigan State on Dec. 1 and scored a basket in nine minutes of action at NC State.

■ Saw action in 12 of the Cardinals’ 20 games as a freshman.

■ Totaled season highs of four points and six rebounds against Georgia Tech on Feb. 1 while playing a season-high 16 minutes.

■ Had intended to redshirt the 2020-21 season, but the opportunity to play without losing a year of eligibility allowed him to play immediately.

■ Averaged 14.2 points and 10.1 rebounds a game, while shooting 42 percent from three-point range, as a junior on the postgraduate team for Hargrave Military Academy in Chatham, Va. Hargrave achieved a 37-4 record and reached the semifinals of the national prep championship.

■ Fourth product of Hargrave to play for the Cardinals, joining Montrezl Harrell (2012-15 at Louisville), Terry Rozier (2013-15) and Anton Gill (2013-15).

■ Born Oct. 9, 2001 ... Major is pre-business.



23 Gabe Wiznitzer	
Games With ...	Season Career
Double-Figure scoring.....	0 0
5 or more rebounds .....	0 1
4 or more assists .....	0 0
A blocked shot .....	1 2
A steal .....	0 0
A three-pointer.....	0 0
20+ points.....	0 0

23 Gabe Wiznitzer Season Highs

Points..... 2 at NC State (12/4)  
Reb ..... 1 at NC State (12/4)  
Asst..... none  
Blocks .... 1 vs. Southeastern La. (12/14)  
Steals..... none  
FGM ..... 1 at NC State (12/4)  
FGA ..... 1 at NC State (12/4)  
3FGM ..... none  
3FGA ..... none  
FT ..... none  
FTA..... none

23 Gabe Wiznitzer Career Highs

Points..... 4 at Wisconsin (12/19/20), vs. Georgia Tech (2/1/21)  
Reb. .... 6 vs. Georgia Tech (2/1/21)  
Asst..... 1 (three times) latest vs. Duke (3/10/21)  
Blocks .... 1 at North Carolina (2/20/21),  
vs. Southeastern La. (12/14/21)  
Steals..... none  
FGM ..... 2 vs. Georgia Tech (2/1/21)  
FGA ..... 6 vs. Georgia Tech (2/1/21)  
3FGM ..... none  
3FGA ..... none  
FT..... 2 at Wisconsin (12/19/20),  
at North Carolina (2/20/21)  
FTA..... 4 vs. Prairie View A&M (11/29/20)

23 Gabe Wiznitzer Game-by-Game										3-Point				Rebounds										
Opponent	Date	GS	Min	FG	FGA	Pct	FG	FGA	Pct	FT	FTA	Pct	Off	Def	Tot	Avg	PF	FO	A	TO	Blk	Stl	Pts	Avg
at Michigan St.	12/01/21	4	0	0	.000	0	0	.000	0	0	.000	0	0	0	0	0.0	0	0	0	0	0	0	0	0.0
at NC State	12/04/21	9	1	1	.000	0	0	.000	0	0	.000	0	1	1	0.5	2	0	0	0	0	0	2	1.0	
SOUTHEASTERN LA	12/14/21	4	0	0	.000	0	0	.000	0	0	.000	0	0	0	0	0.3	2	0	0	0	1	0	0	0.7

23 Gabe Wiznitzer Statistics

Year	GP	GS	Min	Avg	FG	FGA	Pct	3FG	3FGA	Pct	FT	FTA	Pct	OReb	DReb	Reb	Avg	PF	FO	Ast	TO	Blk	Stl	Pts	Avg
2020-21	12	0	68	5.7	4	11	.364	0	0	.000	5	11	.455	9	6	15	1.3	14	0	3	3	1	0	13	1.1
2021-22	3	0	17	5.7	1	1	1.000	0	0	.000	0	0	.000	0	1	1	0.3	4	0	0	0	1	0	2	0.7
TOTAL	15	0	85	5.7	5	12	.417	0	0	.000	5	11	.455	9	7	16	1.1	18	0	3	3	2	0	15	1.0

## 24 Jae'Lyn Withers

**F 6-8 225 R-So. - 1L Charlotte, N.C. (Cleveland (OH) Heights HS)**

■ Starting forward in the first eight games who is third on the team in rebounding (4.7 rpg) and fourth in steals (11 total).

■ Scored 10 points against Boston College on 4-of-6 shooting for his first double-digit scoring night since Nov. 25 against Mississippi State. He had scored five points in his previous five games. He followed that performance with nine points and a game-high nine rebounds against Notre Dame, marking his best back-to-back scoring efforts of the season since the second and third game of the year.

■ Has averaged 9.5 points and 7.0 rebounds over the last two games.

■ Grabbed a season-best 11 rebounds against Maryland, his fifth career game with double-digit rebounds

■ Was close to a double-double vs. Furman (14 points, 9 rebounds).

■ Second among freshman rebounders in the ACC for all games in 2020-21 (7.7 per game, seventh overall) and the leading freshman in conference only games (8.4, 3rd overall).

■ After redshirting in 2019-20, Withers averaged 10.1 points while shooting a team-best 55.2 percent from the field in '20-21.

■ Honored on the 2021 ACC All-Freshman team. He is the first Louisville freshman to be named to the conference All-Freshman team in the Cardinals' seven years in the ACC and he is the first Cardinal to receive a similar honor since Chane Behanan was named to the Big East All-Rookie team in 2012.

■ Produced his third double-double last year against Notre Dame on Feb. 23 with 12 points and a career-high 13 rebounds. All three double-doubles were in ACC games, also totaling 16 points and



### 24 Jae'Lyn Withers

Games With ...	Season	Career
Double-Figure scoring.....	4	13
5 or more rebounds .....	9	26
4 or more assists .....	0	0
A blocked shot .....	4	10
A steal .....	8	19
A three-pointer .....	5	11
20+ points .....	0	1

### 24 Jae'Lyn Withers Game-by-Game

Opponent	Date	GS	Min	FG	FGA	Pct	FG	FGA	Pct	FT	FTA	Pct	Off	Def	Tot	Avg	PF	FO	A	TO	Blk	Stl	Pts	Avg
SOUTHERN	11/09/21	*	13	1	2	.500	1	2	.500	0	0	.000	2	6	8	8.0	4	0	0	3	1	1	3	3.0
FURMAN	11/12/21	*	34	6	15	.400	2	7	.286	0	0	.000	0	9	9	8.5	3	0	1	1	1	1	14	8.5
NAVY	11/15/21	*	26	4	41	.000	1	11	.000	2	2	1.000	1	2	3	6.7	1	0	0	2	0	3	11	9.3
DETROIT	11/20/21	*	21	1	4	.250	0	2	.000	0	0	.000	1	2	3	5.8	3	0	1	2	0	0	2	7.5
vs. Mississippi St.	11/25/21	*	21	4	6	.667	2	4	.500	1	2	.500	0	3	3	5.2	4	0	0	2	0	1	11	8.2
vs. Maryland	11/27/21	*	18	1	3	.333	0	2	.000	3	4	.750	4	7	11	6.2	1	0	0	3	2	1	5	7.7
at Michigan St.	12/01/21	*	19	3	6	.500	0	3	.000	1	3	.333	0	2	2	5.6	3	0	1	1	0	2	7	7.6
at NC State	12/04/21	*	17	1	6	.167	0	2	.000	1	1	1.000	2	3	5	5.5	2	0	0	1	0	0	3	7.0
DEPAUL	12/10/21		10	0	2	.000	0	1	.000	0	0	.000	0	3	3	5.2	2	0	1	3	1	0	0	6.2
SOUTHEASTERN LA	12/14/21		23	1	3	.333	0	0	.000	1	2	.500	1	5	6	5.3	0	0	3	3	0	0	3	5.9
at Western Ky.	12/18/21	*	20	0	4	.000	0	1	.000	1	2	.500	0	6	6	5.4	2	0	2	0	0	0	1	5.5
WAKE FOREST	12/29/21		18	2	5	.400	2	4	.500	0	0	.000	1	7	8	5.6	4	0	0	2	0	0	6	5.5
at Georgia Tech	01/02/22		10	0	2	.000	0	1	.000	1	2	.500	0	2	2	5.3	2	0	1	2	0	0	1	5.2
PITTSBURGH	01/05/22		5	0	1	.000	0	1	.000	0	0	.000	0	1	1	5.0	0	0	0	1	0	0	0	4.8
at Florida St.	01/08/22		13	1	3	.333	0	0	.000	2	2	1.000	1	3	4	4.9	2	0	0	0	0	0	4	4.7
NC STATE	01/12/22		3	0	0	.000	0	0	.000	0	0	.000	0	0	0	4.6	0	0	0	1	0	0	0	4.4
at Pittsburgh	01/15/22		11	0	3	.000	0	1	.000	0	0	.000	0	2	2	4.5	0	0	1	0	0	0	0	4.2
BOSTON COLLEGE	01/19/22		22	4	6	.667	0	1	.000	2	3	.667	1	4	5	4.5	1	0	1	3	0	1	10	4.5
NOTRE DAME	01/22/22		19	4	10	.400	0	3	.000	1	2	.500	4	5	9	4.7	0	0	1	1	0	1	9	4.7

### 24 Jae'Lyn Withers Statistics

Year	GP	GS	Min	Avg	FG	FGA	Pct	3FG	3FGA	Pct	FT	FTA	Pct	OReb	DReb	Reb	Avg	PF	FO	Ast	TO	Blk	Stl	Pts	Avg
2020-21	20	20	513	25.7	78	142	.549	8	21	.381	36	53	.679	51	102	153	7.7	62	4	9	24	7	18	200	10.0
2021-22	19	9	323	17.0	33	85	.388	8	36	.222	16	25	.640	18	72	90	4.7	34	0	13	31	5	11	90	4.7
TOTAL	39	29	836	21.4	111	227	.489	16	57	.281	52	78	.667	69	174	243	6.2	96	4	22	55	12	29	290	7.4

12 rebounds against then No. 19/20 Virginia Tech on Jan. 6 and 18 points and 11 rebounds at Miami on Jan. 16.

■ Contributed at least seven points and five rebounds in 14 games, including nine double-figure scoring efforts.

■ Second among freshman rebounders in the ACC for all games in 2020-21 (7.7 per game, seventh overall) and the leading freshman in conference only games (8.4, 3rd overall).

■ His father, Curtis, was a three-time All-Conference USA forward at Charlotte (2002-06), where he is seventh in career scoring (1,750), third in career rebounding (1,042) and second in career double-doubles (46).

■ His cousin Jaire Alexander played football for three seasons at Louisville (2015-17) and is currently a cornerback for the Green Bay Packers, where he was a first-round draft pick in 2018.

■ Born Dec. 20, 2000 ... Major is exercise science.

### 24 Jae'Lyn Withers Season Highs

Points..... 14 vs. Furman (11/12)  
 Reb. .... 11 vs. Maryland (11/27)  
 Asst..... 3 vs. Southeastern La. (12/14)  
 Blocks .... 2 vs. Maryland (11/27)  
 Steals .... 3 vs. Navy (11/15)  
 FGM ..... 6 vs. Furman (11/12)  
 FGA ..... 15 vs. Furman (11/12)  
 3FGM ..... 2 (three times) latest vs. Wake Forest (12/29)  
 3FGA ..... 7 vs. Furman (11/12)  
 FT ..... 3 vs. Maryland (11/27)  
 FTA ..... 4 vs. Maryland (11/27)

### 24 Jae'Lyn Withers Season/Career Highs

Points..... 20 vs. Prairie View A&M (11/29/20)  
 Reb. .... 13 vs. Notre Dame (2/23/21)  
 Asst..... 3 vs. Southeastern La. (12/14/21)  
 Blocks .... 2 vs. Georgia Tech (2/1/21),  
 vs. Maryland (11/27/21)  
 Steals .... 3 (three times) latest vs. Navy (11/15/21)  
 FGM ..... 8 vs. Prairie View A&M (11/29/20),  
 at Miami (FL) (1/16/21)  
 FGA ..... 15 vs. Furman (11/12/21)  
 3FGM ..... 2 (five times) latest vs. Wake Forest (12/29/21)  
 3FGA ..... 7 vs. Furman (11/12/21)  
 FT ..... 5 vs. Seton Hall (11/27/20)  
 FTA ..... 6 vs. Seton Hall (11/27/20)

## 33 Matt Cross

**F 6-7 230 So. - Tr. Beverly, Mass. (University of Miami/Fla.)**

■ Has scored in double figures his five of the last 12 games (seven total this season), but has averaged 3.7 points over the last six. He has started seven games this season.

■ Second on the team in blocked shots with 11 this season.

■ Made his first start of the season against DePaul, contributing 11 points and six rebounds. He added 13 points and five rebounds against Southeastern Louisiana, also in the starting lineup.


■ Contributed 13 points and a season-high seven rebounds at NC State, including a three-pointer with 28 seconds remaining to break the tie game.

■ Scored eight points and grabbed five rebounds vs. Maryland, including burying a three-pointer that pulled UofL from a three-point deficit late in the game.

■ Scored 14 points, making all four of his three-point attempts, to lead four Cardinals in double figures against Navy.

■ Totaled 15 points, five rebounds, two steals and a blocked shot against Southern to tie for 13th in scoring for a UofL debut.

Cross suffered a dislocated ring finger on his right hand, but returned to play with the finger taped.



### 33 Matt Cross

Games With ...	Season	Career
Double-Figure scoring.....	7	11
5 or more rebounds .....	7	10
4 or more assists .....	0	1
A blocked shot .....	8	13
A steal .....	8	16
A three-pointer .....	11	19
20+ points .....	0	0

*Above career figures include Miami*

### 33 Matt Cross Game-by-Game

Opponent	Date	GS	Min	FG	FGA	Pct	FG	FGA	Pct	FT	FTA	Pct	Off	Def	Tot	Avg	PF	FO	A	TO	Blk	Stl	Pts	Avg
SOUTHERN	11/09/21	25	6	10	.600	1	4	.250	2	3	.667	3	2	5	5.0	1	0	1	4	1	2	15	15.0	
FURMAN	11/12/21	11	1	2	.500	0	0	.000	2	2	1.000	1	2	3	4.0	3	0	0	0	0	0	4	9.5	
NAVY	11/15/21	15	4	4	1.000	4	4	1.000	2	3	.667	0	2	2	3.3	4	0	1	2	0	2	14	11.0	
DETROIT	11/20/21	12	1	3	.333	1	2	.500	0	0	.000	0	0	0	2.5	2	0	2	0	0	1	3	9.0	
vs. Mississippi St.	11/25/21	16	0	3	.000	0	2	.000	0	0	.000	0	1	1	2.2	0	0	0	0	0	0	0	7.2	
vs. Maryland	11/27/21	24	2	6	.333	1	3	.333	3	5	.600	3	2	5	2.7	2	0	1	0	1	1	8	7.3	
at Michigan St.	12/01/21	19	1	7	.143	0	5	.000	0	0	.000	1	1	2	2.6	0	0	0	0	0	1	0	6.6	
at NC State	12/04/21	25	3	7	.429	3	6	.500	4	4	1.000	3	4	7	3.1	1	0	0	1	2	0	13	7.4	
DEPAUL	12/10/21	* 30	5	11	.455	1	5	.200	0	1	.000	4	2	6	3.4	1	0	1	1	0	0	11	7.8	
SOUTHEASTERN LA	12/14/21	* 22	5	8	.625	1	3	.333	2	2	1.000	2	3	5	3.6	3	0	0	2	0	0	13	8.3	
at Western Ky.	12/18/21	* 30	4	9	.444	2	7	.286	0	1	.000	1	2	3	3.5	4	0	0	3	0	1	10	8.5	
WAKE FOREST	12/29/21	11	0	2	.000	0	1	.000	2	2	1.000	0	3	3	3.5	2	0	0	2	0	0	2	7.9	
at Georgia Tech	01/02/22	* 25	4	7	.571	2	5	.400	3	3	1.000	2	7	9	3.9	2	0	2	3	2	1	13	8.3	
PITTSBURGH	01/05/22	* 21	3	7	.429	1	4	.250	2	3	.667	1	1	2	3.7	4	0	0	1	1	1	9	8.4	
at Florida St.	01/08/22	* 26	2	9	.222	2	8	.250	0	0	.000	0	4	4	3.7	2	0	1	1	0	1	6	8.2	
NC STATE	01/12/22	* 15	1	2	.500	0	1	.000	0	0	.000	3	1	4	3.8	1	0	0	4	0	0	2	7.8	
at Pittsburgh	01/15/22	9	0	1	.000	0	1	.000	0	0	.000	1	0	1	3.6	3	0	0	1	0	0	0	7.4	
BOSTON COLLEGE	01/19/22	16	1	3	.333	0	1	.000	3	6	.500	0	5	5	3.7	2	0	2	2	1	0	5	7.2	
NOTRE DAME	01/22/22	17	0	0	.000	0	0	.000	0	0	.000	0	2	2	3.6	2	0	0	1	2	0	0	6.8	

### 33 Matt Cross Statistics

Year	GP	GS	Min	Avg	FG	FGA	Pct	3FG	3FGA	Pct	FT	FTA	Pct	OREB	DREB	Reb	Avg	PF	FO	Ast	TO	Blk	Stl	Pts	Avg
<b>at Miami (Fla.)</b>																									
2020-21	14	9	370	26.4	35	78	.449	20	50	.400	7	8	.875	15	34	49	3.5	22	0	20	21	7	11	97	6.9
<b>at Louisville</b>																									
2021-22	19	7	369	19.4	43	101	.426	19	62	.306	25	35	.714	25	43	68	3.6	39	0	11	28	11	10	130	6.8
Total	33	16	739	22.4	78	179	.436	39	112	.348	32	43	.744	40	77	117	3.5	61	0	31	49	18	21	227	6.9

■ Sharp-shooting transfer who played his freshman collegiate season last year at the University of Miami (Florida).

■ In 14 games as a freshman with the Hurricanes including nine starts, Cross averaged 6.9 points, 3.5 rebounds and made 20-of-50 three-point goals (.400). Just the third freshman to start a season opener for Miami since 2004, Cross added 20 assists, 11 steals and seven blocked shots.

■ Matched a season high with 16 points against Louisville on Jan. 16, adding four rebounds and two assists while connecting on 4-of-6 three-point goals against the Cardinals.

■ Also scored 16 points against then-No. 24 Virginia Tech, making 4-of-6 threes against the Hokies with five rebounds and three assists.

■ His father Jim played basketball at Salem (Mass.) State and his brother Nick played basketball at Florida Gulf Coast.

■ Averaged 18.6 points, 10.0 rebounds and 3.0 assists per game as a senior in helping Brewster Academy in Wolfeboro, N.H. achieve a 37-3 record, a 2019-20 NEPSAC runner-up finish and a National Prep Championship title. Former UofL standout Donovan Mitchell was also a product of Brewster Academy.

■ Born Feb. 21, 2001. Major is sport administration.

### 33 Matt Cross Season/Career Highs at UofL

Points..... 15 vs. Southern (11/9)  
 Reb. .... 9 at Georgia Tech (1/2)  
 Asst. .... 2 (three times) latest vs. Boston College (1/19)  
 Blocks .... 2 (three times) latest vs. Notre Dame (1/22)  
 Steals ..... 2 vs. Southern (11/9), vs. Navy (11/15)  
 FGM ..... 6 vs. Southern (11/9)  
 FGA ..... 11 vs. DePaul (12/10)  
 3FGM ..... 4 vs. Navy (11/15)  
 3FGA ..... 8 at Florida St. (1/8)  
 FT ..... 4 at NC State (12/4)  
 FTA ..... 6 vs. Boston College (1/19)



## 30 Ashton Myles-Devore

**G 6-1 165 So. - Wk. Versailles, Ky. (Woodford County HS)**

■ Saw his only action of the 2020-21 season in the closing minute against Western Kentucky.

■ Averaged 11.0 points, 4.3 rebounds and shot 41.7 percent from three-point range (45-of-108) as a senior as Woodford County posted a 17-16 record and were runner-up in the 30th District championship.

■ Had a team-high 21 points and four rebounds in the first-round district victory and received all-tournament team honors.

■ As a junior, Myles-Devore averaged 7.2 points and 2.4 rebounds while connecting on 36 percent of his three-point attempts (40-of-111) as Woodford County went 21-11 and reached the semifinals of the 11th Region tournament.

■ Myles-Devore's father Ellis Myles was the starting center on Louisville's 2004-05 NCAA Final Four team that achieved a 33-5 record. Ellis averaged 10.4 points and 9.2 rebounds as a senior that season for the Cardinals and ranks sixth in career rebound-



### 30 Ashton Myles-Devore

Games With ...	Season	Career
Double-Figure scoring.....	0	0
5 or more rebounds .....	0	0
4 or more assists .....	0	0
A blocked shot .....	0	0
A steal .....	0	0
A three-pointer .....	0	0
20+ points .....	0	0

30 Ashton Myles-Devore Game-by-Game										3-Point			Rebounds													
Opponent	Date	GS	Min	FG	FGA	Pct	FG	FGA	Pct	FT	FTA	Pct	Off	Def	Tot	Avg	PF	FO	A	TO	Blk	Stl	Pts	Avg		
none																										

### 30 Ashton Myles-Devore Statistics

Year	GP	GS	Min	Avg	FG	FGA	Pct	3FG	3FGA	Pct	FT	FTA	Pct	OReb	DReb	Reb	Avg	PF	FO	Ast	TO	Blk	Stl	Pts	Avg
2020-21	1	0	1	1.0	0	0	.000	0	0	.000	0	0	.000	0	0	0	0.0	0	0	0	1	0	0	0	0.0
2021-22	0	0	0	0.0	0	0	.000	0	0	.000	0	0	.000	0	0	0	0.0	0	0	0	0	0	0	0	0.0
TOTAL	1	0	1	1.0	0	0	.000	0	0	.000	0	0	.000	0	0	0	0.0	0	0	0	1	0	0	0	0.0

## 45 Brad Colbert

**G 6-2 185 So. - Wk. Loveland, Ohio (Andrews Osborne Academy)**


■ Walk-on guard who played in closing minutes three of the Cardinals' 2020-21 early season games.

■ Averaged 12.1 points, 3.4 rebounds and 2.2 assists while shooting 40 percent from three-point range as a senior at the International Sports Academy at Andrews Osborne Academy in Willoughby, Ohio. He helped lead ISA to a 22-13 record in 2019-20.

■ Honored as a second-team All-Ohio, non-OHSAA selection as a senior.

■ As a junior in 2019, Colbert was a member of a Cincinnati Moeller squad that would repeat as state champions, becoming the first Division I team to go undefeated (29-0) in 24 years.

■ In Moeller's first game of its perfect season, Colbert scored 10 points in seven minutes on 3-of-4 shooting, including a pair of three-pointers, and grabbed two rebounds in an 85-42 victory



### 4 Brad Colbert

Games With ...	Season	Career
Double-Figure scoring.....	0	0
5 or more rebounds .....	0	0
4 or more assists .....	0	0
A blocked shot .....	0	0
A steal .....	0	0
A three-pointer .....	0	0
20+ points .....	0	0

4 Brad Colbert Game-by-Game										3-Point			Rebounds													
Opponent	Date	GS	Min	FG	FGA	Pct	FG	FGA	Pct	FT	FTA	Pct	Off	Def	Tot	Avg	PF	FO	A	TO	Blk	Stl	Pts	Avg		
none																										

### 4 Brad Colbert Statistics

Year	GP	GS	Min	Avg	FG	FGA	Pct	3FG	3FGA	Pct	FT	FTA	Pct	OReb	DReb	Reb	Avg	PF	FO	Ast	TO	Blk	Stl	Pts	Avg
2020-21	3	0	6	2.0	0	0	.000	0	0	.000	0	0	.000	0	0	0	0.0	0	0	0	0	0	0	0	0.0
2021-22	0	0	0	0.0	0	0	.000	0	0	.000	0	0	.000	0	0	0	0.0	0	0	0	0	0	0	0	0.0
TOTAL	3	0	6	2.0	0	0	.000	0	0	.000	0	0	.000	0	0	0	0.0	0	0	0	0	0	0	0	0.0

ing with 998 boards while also scoring 1,045 points.

■ Born March 5, 2001 ... Major is sport administration.

### 30 Ashton Myles-Devore Season/Career Highs

Points..... none  
 Reb. .... none  
 Asst..... none  
 Blocks .... none  
 Steals .... none  
 FGM ..... none  
 FGA ..... none  
 3FGM ..... none  
 3FGA ..... none  
 FT..... none  
 FTA..... none

over Bryan Station at Hillsboro High School. That season, he averaged 3.6 minutes per game while scoring 30 total points over his final 21 appearances.

■ Plans to pursue a career in finance through the UofL College of Business.

■ His father John played baseball at Ohio University.

■ Born Aug. 4, 2001 ... Major is business.

### 4 Brad Colbert Season/Career Highs

Points..... none  
 Reb. .... none  
 Asst..... none  
 Blocks .... none  
 Steals .... none  
 FGM ..... none  
 FGA ..... none  
 3FGM ..... none  
 3FGA ..... none  
 FT..... none  
 FTA..... none



# 2021-22 Louisville Men's Basketball Combined Team Statistics All games

Page 1/1  
as of Jan 22, 2022

## Game Records

Record	Overall	Home	Away	Neutral
ALL GAMES	11-8	7-4	2-4	2-0
CONFERENCE	5-4	3-2	2-2	0-0
NON-CONFERENCE	6-4	4-2	0-2	2-0

## Score by Periods

Team	1st	2nd	OT	TOT
Louisville	669	643	5	1317
Opponents	624	652	13	1289

## Team Box Score

No.	Player				Total		3-Point		F-Throw		Rebounds													
		GP-GS	MIN	AVG	FG-FGA	FG%	3FG-3FGA	3FG%	FT-FTA	FT%	OFF	DEF	TOT	AVG	PF	DQ	A	TO	BLK	STL	PTS	AVG		
0	LOCKE, Noah	19-18	516:06	27.2	69-190	.363	46-122	.377	16-24	.667	9	40	49	2.6	22	0	16	24	0	9	200	10.5		
5	WILLIAMS, Malik	18-17	451:31	25.1	67-139	.482	16-51	.314	30-45	.667	32	123	155	8.6	39	1	20	28	12	24	180	10.0		
14	DAVIS, Dre	18-13	364:54	20.3	50-120	.417	7-31	.226	30-37	.811	26	35	61	3.4	38	0	19	23	8	10	137	7.6		
3	ELLIS, El	19-3	336:10	17.7	49-119	.412	19-51	.373	25-37	.676	2	31	33	1.7	36	0	29	28	0	8	142	7.5		
33	CROSS, Matt	19-7	367:49	19.4	43-101	.426	19-62	.306	25-35	.714	25	43	68	3.6	39	0	11	28	11	10	130	6.8		
13	WEST, Jarrod	19-17	530:03	27.9	41-110	.373	16-59	.271	24-31	.774	4	40	44	2.3	43	0	60	26	0	29	122	6.4		
10	WILLIAMSON, Samuel	19-6	339:06	17.8	46-110	.418	2-11	.182	20-37	.541	22	63	85	4.5	25	0	15	24	3	9	114	6.0		
11	FAULKNER, Mason	18-2	332:11	18.5	28-71	.394	15-41	.366	28-37	.757	4	25	29	1.6	27	0	54	20	0	7	99	5.5		
21	CURRY, Sydney	15-3	145:15	9.7	32-43	.744	0-0	.000	8-16	.500	13	34	47	3.1	24	0	5	4	0	1	72	4.8		
24	WITHERS, Jae'Lyn	19-9	322:01	16.9	33-85	.388	8-36	.222	16-25	.640	18	72	90	4.7	34	0	13	31	5	11	90	4.7		
4	WHEELER, Roosevelt	13-0	90:11	6.9	9-13	.692	0-0	.000	8-10	.800	8	15	23	1.8	11	0	1	2	4	4	26	2.0		
12	TRAYNOR, JJ	3-0	11:53	4.0	1-2	.500	1-1	1.000	0-0	.000	1	0	1	0.3	3	0	0	1	0	0	3	1.0		
23	WIZNITZER, Gabe	3-0	17:01	5.7	1-1	1.000	0-0	.000	0-0	.000	0	1	1	0.3	4	0	0	0	1	0	2	0.7		
45	COLBERT, Brad	1-0	00:48	0.8	0-0	.000	0-0	.000	0-0	.000	0	0	0	0.0	0	0	0	0	0	0	0	0.0		
Team											21	23	44					5						
Total		19	3825		469-1104	.425	149-465	.320	230-334	.689	185	545	730	38.4	345	1	243	244	44	122	1317	69.3		
Opponents		19	3825		451-1097	.411	142-433	.328	245-357	.686	166	502	668	35.2	322	8	223	224	67	123	1289	67.8		

## Team Statistics

	LOU	OPP
<b>Scoring</b>		
Points per game	69.3	67.8
Scoring margin	+1.5	-
<b>Field goals-att</b>		
Field goal pct	.425	.411
<b>3 point fg-att</b>		
3-point FG pct	.320	.328
3-pt FG made per game	7.8	7.5
<b>Free throws-att</b>		
Free throw pct	.689	.686
F-Throws made per game	12.1	12.9
<b>Rebounds</b>		
Rebounds per game	38.4	35.2
Rebounding margin	+3.3	-
<b>Assists</b>		
Assists per game	12.8	11.7
<b>Turnovers</b>		
Turnovers per game	12.8	11.8
Turnover margin	-1.1	-
Assist/turnover ratio	1.0	1.0
<b>Steals</b>		
Steals per game	6.4	6.5
<b>Blocks</b>		
Blocks per game	2.3	3.5
<b>Winning streak</b>		
Home win streak	0	-
<b>Attendance</b>		
Home games-Avg/Game	11-12872	6-9615
Neutral site-Avg/Game	-	2-1212

## Team Results

Date	Opponent		Score	Att.
11/09/2021	Southern U.	W	72-60	12643
11/12/2021	Furman	Lot	72-80	12431
11/15/2021	Navy	W	77-60	12223
11/20/2021	Detroit Mercy	W	73-67	12561
11/25/2021	vs Mississippi St.	W	72-58	1249
11/27/2021	vs Maryland	W	63-55	1175
12/01/2021	at Michigan St.	L	64-73	14797
12/04/2021	at NC State	W	73-68	13029
12/10/2021	DePaul	L	55-62	13127
12/14/2021	Southeastern La.	W	86-60	12247
12/18/2021	at Western Ky.	L	72-82	7053
12/29/2021	Wake Forest	W	73-69	14120
01/02/2022	at Georgia Tech	W	67-64	4853
01/05/2022	Pittsburgh	W	75-72	11973
01/08/2022	at Florida St.	L	70-79	9527
01/12/2022	NC State	L	63-79	11973
01/15/2022	at Pittsburgh	L	53-65	8431
01/19/2022	Boston College	W	67-54	12123
01/22/2022	Notre Dame	L	70-82	16175



# 2021-22 Louisville Men's Basketball Combined Team Statistics In Conference games

Page 1/1  
as of Jan 22, 2022

## Game Records

Record	Overall	Home	Away	Neutral
ALL GAMES	5-4	3-2	2-2	0-0
CONFERENCE	5-4	3-2	2-2	0-0
NON-CONFERENCE	0-0	0-0	0-0	0-0

## Score by Periods

Team	1st	2nd	OT	TOT
Louisville	301	310	0	611
Opponents	299	333	0	632

## Team Box Score

No.	Player				Total		3-Point		F-Throw		Rebounds											
		GP-GS	MIN	AVG	FG-FGA	FG%	3FG-3FGA	3FG%	FT-FTA	FT%	OFF	DEF	TOT	AVG	PF	DQ	A	TO	BLK	STL	PTS	AVG
0	LOCKE, Noah	9-8	256:17	28.5	31-76	.408	25-50	.500	9-15	.600	5	18	23	2.6	10	0	7	9	0	6	96	10.7
5	WILLIAMS, Malik	9-9	215:09	23.9	31-67	.463	11-27	.407	12-19	.632	12	58	70	7.8	23	1	9	10	5	7	85	9.4
21	CURRY, Sydney	7-2	100:10	14.3	26-34	.765	0-0	.000	7-14	.500	10	24	34	4.9	15	0	3	1	0	1	59	8.4
3	ELLIS, El	9-3	169:36	18.8	23-57	.404	9-24	.375	14-22	.636	0	19	19	2.1	17	0	13	12	0	3	69	7.7
14	DAVIS, Dre	8-3	166:35	20.8	22-47	.468	3-8	.375	14-18	.778	7	13	20	2.5	13	0	10	9	3	6	61	7.6
11	FAULKNER, Mason	8-2	185:00	23.1	14-39	.359	6-20	.300	15-20	.750	2	14	16	2.0	11	0	31	10	0	3	49	6.1
10	WILLIAMSON, Samuel	9-6	160:40	17.9	19-44	.432	1-7	.143	14-24	.583	10	26	36	4.0	7	0	9	8	1	4	53	5.9
13	WEST, Jarrod	9-7	236:33	26.3	17-46	.370	5-22	.227	14-16	.875	1	17	18	2.0	22	0	24	10	0	7	53	5.9
33	CROSS, Matt	9-4	163:28	18.2	14-38	.368	8-27	.296	14-18	.778	10	26	36	4.0	19	0	5	16	8	3	50	5.6
24	WITHERS, Jae'Lyn	9-1	117:58	13.1	12-36	.333	2-13	.154	7-10	.700	9	27	36	4.0	11	0	4	11	0	2	33	3.7
23	WIZNITZER, Gabe	1-0	09:05	9.1	1-1	1.000	0-0	.000	0-0	.000	0	1	1	1.0	2	0	0	0	0	0	2	2.0
4	WHEELER, Roosevelt	5-0	19:28	3.9	0-0	.000	0-0	.000	1-2	.500	1	5	6	1.2	1	0	0	0	1	0	1	0.2
Team											6	4	10					4				
Total		9	1800		210-485	.433	70-198	.354	121-178	.680	73	252	325	36.1	151	1	115	100	18	42	611	67.9
Opponents		9	1800		227-516	.440	74-209	.354	104-157	.662	71	229	300	33.3	157	5	110	79	29	49	632	70.2

## Team Statistics

	LOU	OPP
<b>Scoring</b>	<b>611</b>	<b>632</b>
Points per game	67.9	70.2
Scoring margin	-2.3	-
<b>Field goals-att</b>	<b>210-485</b>	<b>227-516</b>
Field goal pct	.433	.440
<b>3 point fg-att</b>	<b>70-198</b>	<b>74-209</b>
3-point FG pct	.354	.354
3-pt FG made per game	7.8	8.2
<b>Free throws-att</b>	<b>121-178</b>	<b>104-157</b>
Free throw pct	.680	.662
F-Throws made per game	13.4	11.6
<b>Rebounds</b>	<b>325</b>	<b>300</b>
Rebounds per game	36.1	33.3
Rebounding margin	+2.8	-
<b>Assists</b>	<b>115</b>	<b>110</b>
Assists per game	12.8	12.2
<b>Turnovers</b>	<b>100</b>	<b>79</b>
Turnovers per game	11.1	8.8
Turnover margin	-2.3	-
Assist/turnover ratio	1.2	1.4
<b>Steals</b>	<b>42</b>	<b>49</b>
Steals per game	4.7	5.4
<b>Blocks</b>	<b>18</b>	<b>29</b>
Blocks per game	2.0	3.2
<b>Winning streak</b>	<b>0</b>	<b>-</b>
Home win streak	0	-
<b>Attendance</b>	<b>66364</b>	<b>35840</b>
Home games-Avg/Game	5-13273	4-8960
Neutral site-Avg/Game	-	0-0

## Team Results

Date	Opponent		Score	Att.
12/04/2021	at NC State	W	73-68	13029
12/29/2021	Wake Forest	W	73-69	14120
01/02/2022	at Georgia Tech	W	67-64	4853
01/05/2022	Pittsburgh	W	75-72	11973
01/08/2022	at Florida St.	L	70-79	9527
01/12/2022	NC State	L	63-79	11973
01/15/2022	at Pittsburgh	L	53-65	8431
01/19/2022	Boston College	W	67-54	12123
01/22/2022	Notre Dame	L	70-82	16175



# 2021-22 Louisville Men's Basketball Game-by-Game Results/Individual Highs

## Game-by-Game Results/Individual Highs

Opponent	Date	Score	Margin	Points	Rebounds	Assists	Steals	Blocked shots
SOUTHERN	11/9/21	72-60	+12	16 Noah Locke	14 Samuel Williamson	5 Jarrod West	2 Jarrod West, 2 Matt Cross	2 Dre Davis
FURMAN	11/12/21	72-80/OT	-8	20 Noah Locke	10 Malik Williams	7 Mason Faulkner	2 Malik Williams, 2 Mason Faulkner	2 Malik Williams
NAVY	11/15/21	77-60	+17	14 Matt Cross	5 Malik Williams	5 Malik Williams 5 Mason Faulkner	4 Jarrod West	2 Malik Williams
DETROIT MERCY +	11/20/21	73-67	+6	18 Dre Davis	9 Dre Davis 9 Malik Williams	3 Malik Williams	3 Jarrod West	none
Mississippi State >	11/25/21	72-58	+14	15 Samuel Williamson	10 Malik Williams	3 Jarrod West	1 West, Withers, Ellis, Faulkner, Wheeler	none
Maryland >	11/27/21	63-55	+8	13 Malik Williams	12 Malik Williams	6 Jarrod West	4 Malik Williams	2 Jae'Lyn Withers
at Michigan State ^	12/1/21	64-73	-9	22 El Ellis	8 Malik Williams	3 Jarrod West, Noah Locke	3 Jarrod West	1 Williams, Ellis, Wheeler, Cross
at NC State *	12/4/21	73-68	+5	14 Malik Williams	11 Malik Williams	5 Jarrod West	1 Williams, Davis, Locke, Faulkner	2 Matt Cross
DEPAUL	12/10/21	55-62	-7	22 Malik Williams	8 Malik Williams, Dre Davis	4 Dre Davis	3 Malik Williams	2 Dre Davis
SE LOUISIANA	12/14/21	86-60	+26	15 Malik Williams	10 Malik Williams	5 Jarrod West	2 Williams, West, Williamson	1 Gabe Wiznitzer
at Western Kentucky	12/18/21	72-82	-10	20 Noah Locke	6 Jae'Lyn Withers	4 Jarrod West	5 Jarrod West	1 Wheeler
at Kentucky	12/22/21	postponed						
WAKE FOREST *	12/29/21	73-69	+4	17 Noah Locke	8 Samuel Williamson, Jae'Lyn Withers	5 Mason Faulkner	1 Jarrod West, Noah Locke	3 Malik Williams
at Georgia Tech *	1/2/22	67-64	+3	20 Malik Williams	11 Malik Williams	4 Jarrod West, Samuel Williamson	3 Jarrod West	2 Matt Cross
PITTSBURGH *	1/5/22	75-72	+3	18 El Ellis	8 Sydney Curry	4 Jarrod West, Mason Faulkner	1 by five players	1 Matt Cross, Sam Williamson
at Florida State *	1/8/22	70-79	-9	14 El Ellis	7 Malik Williams, Samuel Williamson	2 Mason Faulkner, Sam Williamson, Noah Locke	1 Mason Faulkner, Matt Cross, El Ellis	none
NC STATE *	1/12/22	63-79	-16	22 Sydney Curry	10 Sydney Curry	4 Mason Faulkner	2 Noah Locke	none
at Pittsburgh *	1/15/22	53-65	-12	12 Malik Williams	13 Malik Williams	2 Ellis, Williams, Williamson	1 Ellis, Williams, West, Williamson	1 R. Wheeler
BOSTON COLLEGE *	1/19/22	67-54	+13	13 Sydney Curry	8 Malik Williams	7 Sydney Curry	2 Noah Locke, Samuel Williamson	1 Malik Williams, Matt Cross
NOTRE DAME *	1/22/22	82-70	-12	14 Jarrod West	9 Jae'Lyn Withers	5 Mason Faulkner	3 Dre Davis	2 Matt Cross
at Virginia *	1/24/22	7:00 p.m.						
DUKE *	1/29/22	Noon						
NORTH CAROLINA *	2/1/22	8:00 p.m.						
at Syracuse*	2/5/22	2:00 p.m.						
at Notre Dame *	2/9/22	7:00 p.m.						
MIAMI *	2/16/22	7:00 p.m.						
CLEMSON *	2/19/22	3:00 p.m.						
at North Carolina *	2/21/22	7:00 p.m.						
at Wake Forest *	2/26/22	7:00 p.m.						
at Virginia Tech *	3/1/22	9:00 p.m.						
VIRGINIA *	3/5/22	Noon or 2 p.m.						
ACC Tournament +	3/8-12/22	TBA						

\* ACC game

+ Baha Mar Hoops Bahamas Championship, Louisville, Ky.

> Baha Mar Hoops Bahamas Championship, Nassau, Bahamas

^ Big Ten/ACC Challenge, East Lansing, Mich.

+ ACC Tournament, Brooklyn, N.Y.

2021-22 Louisville Men's Basketball Game-by-Game Team Statistics

Teams	FG-FGA	Pct	3Pt-Att	Pct	FT-FTA	Pct	O	D	Reb	PF-D	Asst	TO	Blk	Stl	1H	2H	OT	TOT
Southern LOUISVILLE	21-68	.309	8-24	.333	10-17	.588	15	25	40	19-1	9	14	3	10	31	29		60
	27-65	.415	7-28	.250	11-19	.579	18	36	54	20-0	12	19	5	9	33	39		72
Furman LOUISVILLE	24-61	.393	12-28	.429	20-26	.769	5	38	43	18-0	16	12	2	4	35	32	13	80
	25-69	.362	7-29	.241	15-19	.789	7	34	41	19-0	14	7	3	5	39	28	5	72
Navy LOUISVILLE	24-56	.429	3-21	.143	9-13	.692	12	20	32	16-0	9	19	1	6	33	27		60
	28-50	.560	10-24	.417	11-16	.688	4	23	27	18-0	18	16	4	14	45	32		77
Detroit Mercy LOUISVILLE	24-59	.407	9-25	.360	10-16	.625	11	22	33	17-1	9	13	2	10	35	32		67
	27-55	.491	8-21	.381	11-17	.647	10	27	37	17-0	12	15	0	9	42	31		73
Mississippi State LOUISVILLE	20-60	.333	1-15	.067	17-23	.739	10	28	38	19-0	7	11	6	9	25	33		58
	26-63	.413	7-22	.318	13-22	.591	15	32	47	21-0	10	15	0	5	41	31		72
Maryland LOUISVILLE	20-52	.385	4-14	.286	11-17	.647	2	23	25	20-0	10	13	5	6	27	28		55
	21-60	.350	6-27	.222	15-19	.789	17	34	51	22-0	11	17	5	9	32	31		63
Michigan State LOUISVILLE	23-49	.469	10-18	.556	17-23	.739	8	29	37	15-0	20	19	5	10	36	37		73
	25-61	.410	7-27	.259	7-11	.636	10	21	31	21-0	10	16	3	9	28	26		64
NC State LOUISVILLE	24-60	.400	8-28	.286	12-18	.667	7	23	30	16-1	10	6	3	6	29	39		68
	25-60	.417	11-28	.393	12-15	.800	14	32	46	16-0	15	13	3	4	43	30		73
DePaul LOUISVILLE	24-66	.364	6-28	.214	8-15	.533	14	36	50	11-0	8	14	8	7	26	36		62
	23-74	.311	7-33	.212	2-3	.667	16	33	49	14-0	12	15	4	6	29	26		55
Southeastern Louisiana LOUISVILLE	20-62	.323	6-33	.182	14-19	.737	13	20	33	20-1	9	16	2	5	31	29		60
	30-58	.517	7-20	.350	19-23	.826	9	31	40	21-0	12	14	1	8	42	44		86
Western Kentucky LOUISVILLE	24-48	.500	9-18	.500	25-31	.806	5	32	37	10-0	16	14	4	7	46	36		82
	27-64	.422	13-36	.361	5-7	.714	6	22	28	21-0	17	10	1	6	37	35		72
Wake Forest LOUISVILLE	24-63	.381	7-27	.259	14-18	.778	10	26	36	24-0	12	7	3	2	31	38		69
	19-48	.396	10-22	.455	25-34	.735	8	32	40	18-0	12	11	3	2	26	47		73
Georgia Tech LOUISVILLE	23-56	.411	9-24	.375	9-12	.750	6	19	25	19-1	11	9	3	8	28	36		64
	24-50	.480	5-19	.263	14-22	.636	8	26	34	12-0	15	13	4	5	31	36		67
Pittsburgh LOUISVILLE	23-52	.442	7-21	.333	19-27	.704	10	24	34	23-2	8	11	3	4	32	40		72
	24-50	.480	7-21	.333	20-30	.667	8	26	34	23-1	14	12	2	5	35	40		75
Florida State LOUISVILLE	27-59	.458	8-23	.348	17-28	.607	10	28	38	18-0	14	6	3	5	50	29		79
	24-59	.407	8-27	.296	14-20	.700	10	28	38	22-0	11	10	0	3	40	30		70
NC State LOUISVILLE	32-57	.561	12-25	.480	3-6	.500	5	23	28	19-0	15	8	5	7	35	44		79
	23-50	.460	6-14	.429	11-18	.611	9	23	32	15-0	15	14	0	5	27	36		63
Pittsburgh LOUISVILLE	24-55	.436	4-18	.222	13-19	.684	7	34	41	11-0	12	11	7	5	28	37		65
	19-57	.333	7-28	.250	8-11	.727	4	28	32	18-0	9	9	4	1	24	29		53
Boston College LOUISVILLE	19-65	.292	4-20	.200	12-22	.545	15	28	43	17-1	11	10	3	7	28	26		54
	24-52	.462	6-18	.333	13-22	.591	4	28	42	18-0	15	11	2	5	30	37		67
Notre Dame LOUISVILLE	31-49	.633	15-23	.652	5-7	.714	1	24	25	12-0	17	11	1	3	38	44		82
	28-59	.475	10-21	.476	4-6	.667	8	19	27	10-0	9	7	3	9	45	25		70

Specialty Stats Game-by-Game (UL/Opp)													
Opponent	Date	Paint	Off TO	2nd Chnc	Fast Brk	Bench	Opponent	Date	Paint	Off TO	2nd Chnc	Fast Brk	Bench
Southern	11/9/21	34/18	20/16	14/11	10/5	43/22	Western Kentucky	12/18/21	22/26	21/14	6/3	12/13	31/13
Furman	11/12/21	24/24	10/10	2/8	9/2	18/7	Wake Forest	12/29/21	18/32	2/15	5/6	0/4	25/10
Navy	11/15/21	30/34	30/10	4/9	5/0	38/13	Georgia Tech	1/2/22	36/22	11/13	8/2	15/8	15/16
Detroit Mercy	11/20/21	32/20	19/14	16/11	11/5	19/10	Pittsburgh	1/5/22	28/20	11/13	13/11	4/0	35/17
Mississippi State	11/25/21	30/36	10/13	22/6	2/18	36/10	Florida State	1/8/22	26/32	5/12	19/11	7/8	39/33
Maryland	11/27/21	28/32	16/17	16/3	5/11	18/12	NC State	1/12/22	34/36	9/20	9/7	0/4	52/7
Michigan State	12/1/21	34/22	21/25	6/5	12/25	24/39	Pittsburgh	1/15/22	16/34	6/12	3/8	2/5	9/3
NC State	12/4/21	26/30	7/12	10/5	11/10	28/0	Boston College	1/19/21	30/30	21/8	2/10	0/2	24/12
DePaul	12/10/21	30/32	18/11	14/13	12/10	5/5	Notre Dame	1/22/22	32/26	12/6	10/3	2/3	34/15
SE Louisiana	12/14/21	44/18	11/13	10/9	6/4	44/17							

2021-22 Louisville Men's Basketball Points-Rebounds-Assists

Opponent	Date	Score		0	3	4	5	10	11	12	13	14	21	23
				LOCKE,NOAH	ELLIS,EL	WHEELER,RO	WILLIAMS,M	WILLIAMSON	FAULKNER,M	TRAYNOR,JJ	WEST,JARRO	DAVIS,DRE	CURRY,SYDN	WIZNITZER,
Southern U.	11/09/2021	72-60	W	16-4-0	6-1-3	DNP	6-13-0	14-14-1	2-0-1	0-1-0	6-0-5	0-0-0	4-4-1	DNP
Furman	11/12/2021	72-80	Lot	20-3-0	6-3-2	DNP	3-10-2	2-0-0	6-5-7	0-0-0	10-5-2	7-1-0	0-0-0	DNP
Navy	11/15/2021	77-60	W	12-2-0	0-1-3	3-3-0	7-5-5	13-4-1	8-1-5	DNP	5-1-3	4-1-0	DNP	DNP
Detroit Mercy	11/20/2021	73-67	W	16-1-0	8-1-1	0-0-0	11-9-3	4-8-1	0-0-1	DNP	7-2-2	18-9-1	4-3-0	DNP
vs Mississippi St.	11/25/2021	72-58	W	2-3-1	5-1-2	4-3-0	8-10-0	15-6-0	7-3-1	DNP	3-3-3	12-7-2	5-3-1	DNP
vs Maryland	11/27/2021	63-55	W	12-2-1	2-1-1	4-1-0	13-12-1	4-5-1	0-0-0	DNP	9-3-6	6-4-0	0-0-0	DNP
at Michigan St.	12/01/2021	64-73	L	0-3-3	22-1-0	0-1-0	10-8-0	0-2-1	0-0-1	DNP	8-4-3	15-4-1	DNP	0-0-0
at NC State	12/04/2021	73-68	W	12-2-1	11-2-1	0-0-0	14-12-2	0-2-0	2-1-2	DNP	5-5-6	11-7-3	DNP	2-1-0
DePaul	12/10/2021	55-62	L	6-2-1	2-2-1	0-5-0	22-8-0	0-3-0	3-1-1	DNP	5-6-3	6-8-4	0-1-0	DNP
Southeastern La.	12/14/2021	86-60	W	0-2-0	13-2-0	6-1-0	15-10-0	7-3-0	12-3-3	3-0-0	8-1-5	6-6-1	0-0-0	0-0-0
at Western Ky.	12/18/2021	72-82	L	20-4-3	9-1-3	8-3-1	DNP	2-4-1	12-0-3	DNP	8-1-4	2-1-0	0-2-0	DNP
Wake Forest	12/29/2021	73-69	W	17-3-1	0-0-1	0-3-0	11-6-1	12-8-0	11-4-5	DNP	8-1-3	0-2-1	6-2-0	DNP
at Georgia Tech	01/02/2022	67-64	W	10-2-0	1-2-2	DNP	20-11-1	3-4-4	DNP	DNP	6-2-4	13-1-1	0-0-0	DNP
Pittsburgh	01/05/2022	75-72	W	13-4-0	18-2-0	1-2-0	4-4-1	9-5-2	3-0-4	DNP	5-5-4	5-0-2	8-8-1	DNP
at Florida St.	01/08/2022	70-79	L	6-0-2	14-3-3	DNP	4-7-1	13-7-0	12-3-3	DNP	2-1-1	3-2-0	6-6-0	DNP
NC State	01/12/2022	63-79	L	13-4-3	3-1-1	0-1-0	4-3-1	0-3-1	4-0-4	DNP	2-0-2	13-5-2	22-10-1	DNP
at Pittsburgh	01/15/2022	53-65	L	10-4-0	10-1-2	0-0-0	12-13-2	3-1-2	0-3-1	DNP	9-1-1	9-3-0	DNP	DNP
Boston College	01/19/2022	67-54	W	10-3-0	7-6-2	DNP	5-8-0	7-4-0	8-3-7	DNP	2-1-2	DNP	13-7-1	DNP
Notre Dame	01/22/2022	70-82	L	5-1-0	5-2-1	DNP	11-6-0	6-2-0	9-2-5	DNP	14-2-1	7-0-1	4-1-0	DNP

Opponent	Date	Score		24	33	45
				WITHERS,JA	CROSS,MATT	COLBERT,BR
Southern U.	11/09/2021	72-60	W	3-8-0	15-5-1	DNP
Furman	11/12/2021	72-80	Lot	14-9-1	4-3-0	DNP
Navy	11/15/2021	77-60	W	11-3-0	14-2-1	DNP
Detroit Mercy	11/20/2021	73-67	W	2-3-1	3-0-2	DNP
vs Mississippi St.	11/25/2021	72-58	W	11-3-0	0-1-0	DNP
vs Maryland	11/27/2021	63-55	W	5-11-0	8-5-1	DNP
at Michigan St.	12/01/2021	64-73	L	7-2-1	2-2-0	DNP
at NC State	12/04/2021	73-68	W	3-5-0	13-7-0	DNP
DePaul	12/10/2021	55-62	L	0-3-1	11-6-1	DNP
Southeastern La.	12/14/2021	86-60	W	3-6-3	13-5-0	0-0-0
at Western Ky.	12/18/2021	72-82	L	1-6-2	10-3-0	DNP
Wake Forest	12/29/2021	73-69	W	6-8-0	2-3-0	DNP
at Georgia Tech	01/02/2022	67-64	W	1-2-1	13-8-2	DNP
Pittsburgh	01/05/2022	75-72	W	0-1-0	9-2-0	DNP
at Florida St.	01/08/2022	70-79	L	4-4-0	6-4-1	DNP
NC State	01/12/2022	63-79	L	0-0-0	2-4-0	DNP
at Pittsburgh	01/15/2022	53-65	L	0-2-1	0-1-0	DNP
Boston College	01/19/2022	67-54	W	10-5-1	5-5-2	DNP
Notre Dame	01/22/2022	70-82	L	9-9-1	0-2-0	DNP

Game Records

Record	Overall	Home	Away	Neutral
ALL GAMES	11-8	7-4	2-4	2-0
CONFERENCE	5-4	3-2	2-2	0-0
NON-CONFERENCE	6-4	4-2	0-2	2-0

Team Box Score Extended

No.	Player	Total					3-Point			F-Throw		Rebounds															
		GP-GS	MIN	AVG	FG-FGA	FG%	3FG-3FGA	3FG%	FT-FTA	FT%	OFF	DEF	TOT	AVG	PF	DQ	A	A/G	TO	TO/G	A/TO	BLK	BLK/G	STL	STL/G	PTS	AVG
0	LOCKE, Noah	19-18	516:06	27.2	69-190	.363	46-122	.377	16-24	.667	9	40	49	2.6	22	0	16	0.84	24	1.26	0.67	0	0.00	9	0.47	200	10.5
5	WILLIAMS, Malik	18-17	451:31	25.1	67-139	.482	16-51	.314	30-45	.667	32	123	155	8.6	39	1	20	1.11	28	1.56	0.71	12	0.67	24	1.33	180	10.0
14	DAVIS, Dre	18-13	364:54	20.3	50-120	.417	7-31	.226	30-37	.811	26	35	61	3.4	38	0	19	1.06	23	1.28	0.83	8	0.44	10	0.56	137	7.6
3	ELLIS, El	19-3	336:10	17.7	49-119	.412	19-51	.373	25-37	.676	2	31	33	1.7	36	0	29	1.53	28	1.47	1.04	0	0.00	8	0.42	142	7.5
33	CROSS, Matt	19-7	367:49	19.4	43-101	.426	19-62	.306	25-35	.714	25	43	68	3.6	39	0	11	0.58	28	1.47	0.39	11	0.58	10	0.53	130	6.8
13	WEST, Jarrod	19-17	530:03	27.9	41-110	.373	16-59	.271	24-31	.774	4	40	44	2.3	43	0	60	3.16	26	1.37	2.31	0	0.00	29	1.53	122	6.4
10	WILLIAMSON, Samuel	19-6	339:06	17.8	46-110	.418	2-11	.182	20-37	.541	22	63	85	4.5	25	0	15	0.79	24	1.26	0.63	3	0.16	9	0.47	114	6.0
11	FAULKNER, Mason	18-2	332:11	18.5	28-71	.394	15-41	.366	28-37	.757	4	25	29	1.6	27	0	54	3.00	20	1.11	2.70	0	0.00	7	0.39	99	5.5
21	CURRY, Sydney	15-3	145:15	9.7	32-43	.744	0-0	.000	8-16	.500	13	34	47	3.1	24	0	5	0.33	4	0.27	1.25	0	0.00	1	0.07	72	4.8
24	WITHERS, Jae'Lyn	19-9	322:01	16.9	33-85	.388	8-36	.222	16-25	.640	18	72	90	4.7	34	0	13	0.68	31	1.63	0.42	5	0.26	11	0.58	90	4.7
4	WHEELER, Roosevelt	13-0	90:11	6.9	9-13	.692	0-0	.000	8-10	.800	8	15	23	1.8	11	0	1	0.08	2	0.15	0.50	4	0.31	4	0.31	26	2.0
12	TRAYNOR, JJ	3-0	11:53	4.0	1-2	.500	1-1	1.000	0-0	.000	1	0	1	0.3	3	0	0	0.00	1	0.33	0.00	0	0.00	0	0.00	3	1.0
23	WIZNITZER, Gabe	3-0	17:01	5.7	1-1	1.000	0-0	.000	0-0	.000	0	1	1	0.3	4	0	0	0.00	0	0.00	0.00	1	0.33	0	0.00	2	0.7
45	COLBERT, Brad	1-0	00:48	0.8	0-0	.000	0-0	.000	0-0	.000	0	0	0	0.0	0	0	0	0.00	0	0.00	0.00	0	0.00	0	0.00	0	0.0
Total		19	3825		469-1104	.425	149-465	.320	230-334	.689	185	545	730	38.4	345	1	243	12.79	244	12.84	1.00	44	2.32	122	6.42	1317	69.3
Opponents		19	3825		451-1097	.411	142-433	.328	245-357	.686	166	502	668	35.2	322	8	223	11.74	224	11.79	1.00	67	3.53	123	6.47	1289	67.8

Score by Periods

Team	1st	2nd	OT	TOT
Louisville	669	643	5	1317
Opponents	624	652	13	1289



## 2021-22 Louisville Men's Basketball Team Superlatives

Louisville High	Louisville Low	Statistical Category	Opponent High	Opponent Low
86 vs. SE Louisiana (12/14)	53 vs. Pittsburgh (1/15)	Points	82 by Western Ky., Notre Dame	54 by Boston College (1/19)
45 vs. Navy, Notre Dame	24 vs. Pittsburgh (1/15)	First Half Points	50 by Florida State (1/8)	25 by Miss.St. (11/25)
47 vs. Wake Forest (12/29)	25 vs. Notre Dame (1/22)	Second Half Points	44 by NC State (1/12)	26 by Boston College (1/19)
			by Notre Dame (1/22)	
30 vs. SE Louisiana (12/14)	19 vs. Wake Forest (12/29)	Field Goals	32 by NC State (1/12)	19 by Boston College (1/19)
	vs. Pittsburgh (1/15)			
74 vs. DePaul (12/10)	48 vs. Wake Forest (12/29)	Field Goal Attempts	74 by DePaul (12/10)	48 by Western Ky. (12/18)
.560 vs. Navy (11/15)	.311 vs. DePaul (12/10)	FG Percentage	.633 by Notre Dame (1/22)	.292 by Boston College (1/19)
13 vs. Western Ky. (12/18)	5 vs. Georgia Tech (1/2)	3-Point Field Goals	15 by Notre Dame (1/22)	1 by Mississippi St. (11/25)
36 vs. Western Ky. (12/18)	14 vs. NC State (1/12)	3-Point Field Goal Att.	33 by SE Louisiana (12/14)	14 by Maryland (11/27)
.476 vs. Notre Dame (1/22)	.212 vs. DePaul (12/10)	3-Point FG Percentage	.652 by Notre Dame (1/22)	.067 by Miss. St. (11/25)
25 vs. Wake Forest (12/29)	2 vs. DePaul (12/10)	Free Throws	25 by Western Ky. (12/18)	3 by NC State (1/12)
34 vs. Wake Forest (12/29)	3 vs. DePaul (12/10)	Free Throw Attempts	31 by Western Ky. (12/18)	6 by NC State (1/12)
.826 vs. SE Louisiana (12/14)	.579 vs. Southern (11/9)	Free Throw Percentage	.806 by Western Ky. (12/18)	.500 by NC State (1/12)
18 vs. Southern (11/9)	4 three times	Offensive Rebounds	15 by Southern (11/9)	1 by Notre Dame (1/22)
	latest vs. Boston College (1/19)		by Boston College (1/19)	
38 vs. Boston College (1/19)	19 vs. Notre Dame (1/22)	Defensive Rebounds	38 by Furman (11/12)	19 by Georgia Tech (1/2)
54 vs. Southern (11/9)	27 vs. Navy (11/15)	Total Rebounds	50 by DePaul (12/10)	25 three times
	vs. Notre Dame (1/22)			latest: by Notre Dame (1/22)
23 vs. Pittsburgh (1/5)	10 vs. Notre Dame (1/22)	Fouls	24 by Wake Forest (12/29)	10 by Western Ky. (12/18)
18 vs. Navy (11/15)	9 vs. Pittsburgh, Notre Dame	Assists	20 by Michigan State (12/1)	7 by Mississippi St. (11/25)
19 vs. Southern (11/9)	7 vs. Furman (11/12)	Turnovers	19 by Navy (11/15)	6 by NC State (12/4)
	vs. Notre Dame (1/22)		by Michigan State (12/1)	by Florida State (1/8)
5 vs. Southern (11/9)	0 four times	Blocked Shots	8 by DePaul (12/10)	1 by Navy (11/15)
vs. Maryland (11/27)	latest vs. NC State (1/12)			by Notre Dame (1/22)
9 five times	2 vs. Wake Forest (12/29)	Steals	10 three times	2 by Wake Forest (12/29)
latest vs. Notre Dame (1/22)			latest by Michigan State (12/1)	

## 2021-22 Louisville Men's Basketball Individual Superlatives

	Louisville	Opponent
Points	22 three times; latest by Sydney Curry vs. NC State (1/12)	33 by David Jones, DePaul (12/10)
Field Goals Made	10 by Malik Williams vs. DePaul (12/10)	15 by David Jones, DePaul (12/10)
	by Sydney Curry vs. NC State (1/12)	
Field Goals Attempted	19 by Noah Locke vs. Furman (11/12)	25 by Antoine Davis, Detroit Mercy (11/20)
Highest FG Pct. (min. 5 made)	100 (6-6) by Sydney Curry vs. Boston College (1/19)	.857 (6-7) by Paul Atkinson, Jr., Notre Dame (1/22)
3-Point Field Goals Made	5 by Noah Locke vs. Wake Forest (12/29)	6 by Antoine Davis, Detroit Mercy (11/20)
		by Terquavion Smith, NC State (1/12)
3-Point Field Goals Attempted	13 by Noah Locke vs. Western Kentucky (12/18)	14 by Antoine Davis, Detroit Mercy (11/20)
3-Point FG Pct. (min. 3 made)	100 (4-4) by Matt Cross vs. Navy (11/15)	100 (3-3) by Malik Hall, Michigan State (12/1)
	(4-4) by Jarrod West vs. Notre Dame (1/22)	(3-3) by Trey Wertz, Notre Dame (1/22)
Free Throws Made	7 by Mason Faulkner vs. Florida State (1/8)	13 by Mike Bothwell, Furman (11/12)
Free Throws Attempted	8 by Mason Faulkner vs. Florida State (1/8)	15 by Mike Bothwell, Furman (11/12)
Free Throw Pct. (min. 8 made)	none	100 (9-9) by Jamarius Burton, Pittsburgh (1/5)
Offensive Rebounds	5 by Dre Davis vs. NC State (12/4)	8 by Damien Sears, Southern (11/9)
Defensive Rebounds	11 by Malik Williams vs. Pittsburgh (1/15)	10 by Josh Anderson, Western Kentucky (12/18)
Total Rebounds	14 by Samuel Williamson vs. Southern (11/9)	15 by T.J. Bickerstaff, Boston College (1/19)
Turnovers	4 six times; latest by Matt Cross vs. NC State (1/12)	5 by Greg Summers, Navy (11/15)
Assists	7 by Mason Faulkner vs. Furman (11/12), Boston College (1/19)	10 by Tyson Walker, Michigan State (12/1)
Blocked Shots	3 by Malik Williams vs. Wake Forest (12/29)	8 by Nick Ongenda, DePaul (12/10)
Steals	5 by Jarrod West vs. Western Kentucky (12/18)	5 by Madut Akec, Detroit Mercy (11/20)
Minutes Played (regulation game)	37 by Jarrod West vs. Georgia Tech (1/2)	40 by Jericole Hellems, NC State (1/12)
		by Jamarius Burton, vs. Pittsburgh (1/15)
Minutes Played (overtime game)	34 by Jae'Lyn Withers vs. Furman (11/12)	41 by Alex Hunter, Furman (11/12)

# 2021-22 Louisville Men's Basketball Miscellaneous Statistics

## Louisville's Record When the Cardinals ...

Lead at halftime .....	10-3
Trail at halftime .....	1-5
Are tied at halftime .....	0-0
Shoot better from the field than opponent .....	10-0
Shoot worse from the field than opponent .....	1-8
Shoot 50 percent or better from the field .....	2-0
Shoot below 50 percent from the field .....	9-8
Opp. shoots 50 pct. or better from the field .....	0-3
Opp. shoots below 50 pct. from the field .....	11-5
Make 7 or fewer three-point goals .....	8-5
Make more than 7 three-point goals .....	3-3
Attempt 20 or fewer three-point goals .....	2-1
Attempt more than 20 three-point goals .....	9-7
Shoot more free throws than their opp. ....	8-1
Opponent shoots more free throws .....	2-7
Outrebound their opponent .....	8-2
Are outrebounded by their opponent .....	2-5
Bench outscore the opponent bench .....	10-6
Opponent bench outscore their bench .....	1-1
Commit fewer turnovers than their opp. ....	2-4
Commit more turnovers than their opp. ....	9-4
Commit same number of turnover as opp. ....	0-0
Commit 15 or fewer turnovers .....	7-7
Commit more than 15 turnovers .....	4-1
Lead with 5:00 Remaining .....	10-1
Trail with 5:00 Remaining .....	1-7
Tied with 5:00 Remaining .....	0-0
1-3 point margins .....	2-0
4-5 point margins .....	2-0
6-10 point margins .....	2-5
11-19 point margins .....	4-3
20 or more point margins .....	1-0
Overtime games .....	0-0
Vs. Top 25 teams .....	0-1
Home games .....	7-4
Away games .....	2-4
Neutral games .....	2-0
Score 59 or fewer points .....	0-2
Score 60-69 points .....	3-2
Score 70-79 points .....	7-4
Score 80-89 points .....	1-0
Score 90 or more points .....	0-0
Allow 59 or fewer points .....	3-0
Allow 60-69 points .....	7-2
Allow 70-79 points .....	1-3
Allow 80 or more points .....	0-3

## Double-Doubles

Williams .....	5	Curry .....	1
Williamson .....	1		

## Points Off Turnovers

Louisville .....	260	Opponents .....	254
------------------	-----	-----------------	-----

## Bench Scoring

Louisville .....	537 (28.3)	Opp .....	261 (13.7)
------------------	------------	-----------	------------

## Rebounding Advantage

Louisville .....	10	Opponents .....	7
------------------	----	-----------------	---

## Attendance

Home .....	141,596	(12,872 avg.)
Away .....	57,690	(9,615 avg.)
Neutral .....	2,424	(1,212 avg.)
Total .....	201,710	(10,616 avg.)

## Double-Figure

### Scoring Games

Locke .....	13
Williams .....	10
Cross .....	7
Davis .....	6
Ellis .....	6
Williamson .....	5
Faulkner .....	4
Withers .....	4
Curry .....	2
West .....	2

## Games Leading

### UofL in Scoring

Williams .....	6
Locke .....	4
Ellis .....	3
Curry .....	2
Cross .....	1
Davis .....	1
West .....	1
Williamson .....	1

## Games Leading

### UofL in Rebounding

Williams .....	13
Williamson .....	3
Withers .....	3
Curry .....	2
Davis .....	2

## Games Leading

### UofL in Assists

West .....	9
Faulkner .....	8
Williams .....	3
Ellis .....	2
Williamson .....	2
Davis .....	1
Locke .....	1

## Scored Louisville's

### First Points

Who	
Williams .....	6
Locke .....	3
Withers .....	3
Cross .....	2
Curry .....	1
Davis .....	1
Ellis .....	1
West .....	1
Williamson .....	1

## How

Layup .....	10
3-Pointer .....	3
Dunk .....	2
Free Throw .....	2
Jumper .....	2

## Dunks 30

Withers .....	7
Davis .....	6
Wheeler .....	5
Williamson .....	5
Curry .....	4
Williams .....	3

## Charges Taken

Faulkner .....	5
West .....	4
Withers .....	4
Ellis .....	3
Davis .....	1

## Jump Balls Controlled

Louisville .....	7	(Withers 3, Curry 2, Williams 2)
Opponents .....	12	

## Starting Lineups

W-L	Forward	Forward	Center	Guard	Guard
5-2	Davis	Withers	Williams	West	Locke
2-1	Cross	Williamson	Williams	West	Locke
1-1	Davis	Cross	Williams	West	Locke
1-0	Davis	Withers	Curry	West	Locke
1-0	Davis	Williamson	Williams	West	Locke
1-0	Faulkner	Curry	Williams	Ellis	Locke
0-1	Davis	Cross	Withers	West	Locke
0-1	Cross	Williamson	Williams	West	Ellis
0-1	Locke	Williamson	Williams	West	Ellis
0-1	Davis	Williams	Curry	Faulkner	Locke

## Scoring Summary

	1st Half	2nd Half	OT	Total
Louisville	669	643	5	1317
Opponents	624	652	13	1289

## Leads and Deficits

UL's Biggest Halftime Lead .....	16 (41-25) vs. Mississippi St. (11/25)
UL's Biggest Halftime Lead Blown .....	14 (43-29) vs. NC State (12/4)
UL's Biggest Halftime Deficit	
Overcome .....	5 (26-31) vs. Wake Forest (12/29)
UL's Biggest 2nd Half Lead .....	35 (78-43) vs. SE Louisiana (12/14)
UL's Biggest 2nd Half Lead Blown .....	14 (49-35) vs. Detroit Mercy (11/20)
	(43-29) vs. NC State (12/4)
UL's Biggest 2nd Half Deficit .....	20 (43-63) vs. Michigan State (12/1)
UL's Biggest 2nd Half Deficit	
Overcome .....	9 (27-36) vs. Wake Forest (12/29)
UL's Biggest Overall Lead .....	35 (78-43) vs. SE Louisiana (12/14)
UL's Biggest Lead Blown .....	15 (41-26) vs. NC State (12/4)
UL's Biggest Overall Deficit .....	20 (43-63) vs. Michigan State (12/1)
UL's Biggest Deficit Overcome .....	11 twice
	latest: (15-26) vs. Furman (11/12)

## Home, Road and Half Statistics

Halftime Leads .....	UL 13, Opp 6, Tied 0
FG% in KFC Yum! Center .....	441 (278-630)
FG% Away from Home .....	403 (191-474)
3 Pt FG% in KFC Yum! Center .....	339 (85-251)
3 Pt FG% Away from Home .....	299 (64-214)
FT% in KFC Yum! Center .....	686 (142-207)
FT% Away from Home .....	693 (88-127)
Scoring Average	
in KFC Yum! Center .....	71.2 (783 pts.)
Scoring Avg. on the Road .....	66.8 (534 pts.)
Opp. Scoring Average	
in KFC Yum! Center .....	67.7 (745 pts.)
Opp. Scoring Average	
on the Road .....	68.0 (544 pts.)
Most 1st Half Points .....	45 vs. Navy (11/15)
	vs. Notre Dame (1/22)
Most 2nd Half Points .....	47 vs. Wake Forest (12/29)
Fewest 1st Half Points .....	24 vs. Pittsburgh (1/15)
Fewest 2nd Half Points .....	25 vs. Notre Dame (1/22)
Largest Halftime Lead .....	16 vs. Mississippi State (11/25)
Largest Halftime Deficit .....	10 vs. Florida State (1/8)

2021-22 Box Scores

Louisville 94, Kentucky State 45
Oct. 29, 2021 -- KFC YUM! CENTER (exhibition)

Louisville 94
Player min FG 3FG FT Reb Ast TO BL ST PF TP
Davis f 21 3-5 1-2 3-4 2 0 1 0 1 0 10
Withers f 20 4-7 2-3 4-4 15 0 2 0 1 1 14
Williams c 16 3-7 2-3 1-2 9 1 0 0 1 1 9
Locke g 23 4-10 2-6 5-8 1 1 2 0 1 2 15
West g 19 1-5 1-4 2-2 2 4 2 0 2 2 5
Williamson 21 6-12 0-1 1-3 10 2 2 1 1 1 13
Faulkner 11 0-1 0-1 0-0 1 2 1 0 0 1 0
Curry 12 2-2 0-0 1-2 7 0 1 0 2 1 5
Ellis 21 4-6 1-3 3-5 1 1 2 0 0 0 12
Cross 13 1-4 1-2 1-2 3 1 3 3 2 1 4
Traynor 10 2-2 0-0 1-2 2 0 0 0 1 2 5
Wheeler 3 0-0 0-0 0-0 0 0 1 0 0 0 0
Colbert 4 0-3 0-3 0-0 0 0 0 0 0 0 0
Bearden 2 1-2 0-0 0-0 2 0 0 0 0 2 2
Schultz 2 0-1 0-0 0-0 1 0 0 0 0 0 0
Myles-Devore 2 0-0 0-0 0-0 0 0 0 0 0 0 0
Team 6
Totals 200 31-67 10-28 22-34 62 12 17 4 12 14 94

Total FG% 1st H: 11-32 34.4% 2nd H: 20-35 57.1% Game: 46.3%
3-Pt. FG% 1st H: 6-15 40.0% 2nd H: 4-13 30.8% Game: 35.7%
FThrow % 1st H: 16-23 69.6% 2nd H: 6-11 54.5% Game: 64.7%

Kentucky State 45
Player min FG 3FG FT Reb Ast TO BL ST PF TP
Andrews f 25 5-12 2-6 1-2 4 0 0 2 0 1 13
Brooks f 15 1-2 0-0 0-0 4 0 1 0 0 3 2
Johnson g 11 0-1 0-1 0-1 2 0 3 1 0 1 0
Murrell g 17 0-3 0-2 0-0 1 2 4 0 1 0 0
Kong g 31 1-7 0-4 0-0 2 1 4 4 1 2 2
Gadson 14 0-2 0-0 0-0 2 2 1 0 2 0 0
McCloud 24 4-12 0-3 2-5 3 0 2 0 2 2 10
Bennett 4 0-1 0-0 0-0 2 0 0 0 0 2 0
Jacobs 14 3-9 2-5 1-2 2 0 0 0 3 0 9
Lockhart 8 1-2 0-1 0-0 3 0 2 0 0 3 2
Cross 9 1-1 1-1 0-0 0 0 1 0 0 2 3
Foucart 9 2-6 0-3 0-0 1 0 0 0 1 0 4
Dioum 8 0-2 0-2 0-0 1 0 1 0 0 1 0
Wilkinson 8 0-1 0-1 0-0 1 1 0 0 0 0 0
Majak 3 0-1 0-1 0-0 0 0 0 1 0 2 0
Team 0
Totals 200 18-62 5-30 4-10 28 6 19 8 10 19 45

Total FG% 1st H: 5-26 19.2% 2nd H: 13-36 36.1% Game: 29.0%
3-Pt. FG% 1st H: 1-11 9.1% 2nd H: 4-19 21.1% Game: 16.7%
F Throw % 1st H: 1-4 25.0% 2nd H: 3-6 50.0% Game: 40.0%

Score by Periods 1st 2nd Total Attendance: 13,023
Kentucky State 12 33 45 Ties: 0
Louisville 44 50 94 Lead Changes: 0

Louisville 103, West Georgia 51
November 3, 2021 -- KFC YUM! CENTER (exhibition)

Louisville 103
Player min FG 3FG FT Reb Ast TO BL ST PF TP
Williams 13 5-9 0-0 0-0 6 0 0 0 1 10
Davis 19 6-9 1-3 2-2 4 3 1 1 0 1 15
Withers 18 2-5 0-0 2-2 3 2 1 1 1 6
Locke 24 4-11 2-6 3-4 5 2 1 0 0 13
West 25 1-1 1-1 2-2 1 5 0 0 0 4 5
Ellis 20 2-5 1-2 0-0 2 5 2 2 0 4 5
Williamson 20 6-8 0-1 3-4 1 2 2 2 0 3 15
Curry 14 3-3 0-0 1-3 7 0 0 0 0 7
Cross 18 4-7 4-6 0-0 3 3 0 1 1 1 12
Traynor 12 1-1 1-1 2-2 2 1 1 0 0 1 4
Colbert 5 1-2 1-2 0-0 0 0 0 0 0 1 3
Wheeler 9 4-4 0-0 0-0 0 0 0 0 0 0 8
Bearden 1 0-1 0-0 0-0 0 0 0 0 0 0 0
Schultz 1 0-1 0-1 0-0 0 0 0 0 0 1 0
Myles-Devore 1 0-1 0-0 0-0 0 0 0 0 0 0 0
Team 1
Totals 200 39-68 11-23 14-19 46 23 8 5 8 15 103

Total FG% 1st H: 19-31 61.3% 2nd H: 20-37 54.1% Game: 57.4%
3-Pt. FG% 1st H: 6-13 46.2% 2nd H: 5-10 50.0% Game: 47.8%
FThrow % 1st H: 10-13 76.9% 2nd H: 4-6 66.7% Game: 73.7%

West Georgia 51
Player min FG 3FG FT Reb Ast TO BL ST PF TP
Brown-Carter 20 2-10 2-8 0-0 2 1 2 0 0 4 6
Sasser 23 5-7 0-0 4-4 6 0 2 0 1 2 14
Jones 26 0-6 0-3 2-2 2 2 1 0 1 0 2
Zabetakis 25 4-10 1-4 0-0 1 2 3 0 1 1 9
Barnes 29 2-5 0-1 0-0 4 2 2 0 0 3 4
Nhial 17 1-4 0-2 3-3 1 1 0 0 0 3 5
Heard 18 2-6 1-3 0-0 0 0 1 0 0 3 5
McElroy 11 1-4 1-1 0-1 1 0 2 0 1 0 3
Gini 2 0-1 0-1 0-0 1 0 0 0 0 0 0
Robinson 7 0-0 0-0 0-0 3 1 0 0 0 1 0
Fisher 14 0-3 0-2 1-2 1 0 2 0 0 0 1
Beaty 7 1-3 0-1 0-1 4 0 0 0 0 0 2
Craffon 1 0-1 0-0 0-0 1 0 0 0 0 0 0
Team 1
Totals 200 18-60 5-26 10-13 28 9 15 0 4 17 51

Total FG% 1st H: 9-30 30.0% 2nd H: 9-30 30.0% Game: 30.0%
3-Pt. FG% 1st H: 4-16 25.0% 2nd H: 1-10 10.0% Game: 19.2%
FThrow % 1st H: 6-7 85.7% 2nd H: 4-6 66.7% Game: 76.9%

Score by Periods 1st 2nd Total Attendance: 12,477
West Georgia 28 23 51 Ties: 4
Louisville 54 49 103 Lead Changes: 4

Louisville 72, Southern 60
Nov. 9, 2021 -- KFC YUM! CENTER

Louisville 72
Player min FG 3FG FT Reb Ast TO BL ST PF TP
Davis 12 0-3 0-1 0-0 0 0 1 2 1 2 0
Curry 14 2-2 0-0 0-0 4 1 1 0 0 3 4
Withers 12 1-2 1-2 0-0 8 0 3 1 1 4 3
Locke 25 5-13 3-9 3-4 4 0 2 0 1 0 16
West 30 2-7 1-6 1-2 0 5 2 0 2 4 6
Williamson 27 6-12 1-2 1-3 14 1 1 0 0 1 14
Williams 25 2-4 0-1 2-4 13 0 2 1 1 2 6
Faulkner 10 1-2 0-0 0-0 0 1 2 0 0 1 2
Cross 26 6-10 1-4 2-3 5 1 4 1 2 1 15
Ellis 17 2-9 0-3 2-3 1 3 1 0 1 1 6
Traynor 2 0-1 0-0 0-0 1 0 0 0 0 1 0
Team 4
Totals 200 27-65 7-28 11-19 54 12 19 5 9 20 72

Total FG% 1st H: 13-37 35.1% 2nd H: 14-28 50.0% Game: 41.5%
3-Pt. FG% 1st H: 4-18 22.2% 2nd H: 3-10 30.0% Game: 25.0%
FThrow % 1st H: 3-6 50.0% 2nd H: 8-13 61.5% Game: 57.9%

Southern 60
Player min FG 3FG FT Reb Ast TO BL ST PF TP
Williams, Jr. 34 2-12 2-5 0-0 3 2 0 0 2 2 6
Sears 30 1-6 0-0 0-0 14 1 2 2 2 1 2
Byrd 20 1-7 1-3 6-8 2 1 2 0 0 2 9
Saddler 24 5-14 0-1 0-1 5 4 1 0 1 4 10
Lyons 32 4-10 1-3 2-3 4 0 4 0 1 5 11
Ewing 9 0-1 0-0 0-0 4 0 0 1 1 2 0
Whitley 25 6-11 3-7 2-4 0 0 3 0 2 1 17
Rollins 12 1-3 1-3 0-0 2 0 1 0 0 0 3
Brooks 9 1-3 0-2 0-0 0 0 1 0 0 2 2
Parker 1 0-0 0-0 0-0 0 0 0 0 0 0 0
Harris 4 0-1 0-0 0-1 0 1 0 0 1 0 0
Team 6
Totals 200 21-68 8-24 10-17 40 9 14 3 10 19 60

Total FG% 1st H: 10-30 33.3% 2nd H: 11-38 28.9% Game: 30.9%
3-Pt. FG% 1st H: 5- 9 55.6% 2nd H: 3-15 20.0% Game: 33.3%
F Throw % 1st H: 6- 8 75.0% 2nd H: 4- 9 44.4% Game: 58.8%

Score by Periods 1st 2nd Total Attendance: 12,643
Southern 31 29 60 Ties: 3
Louisville 33 39 72 Lead Changes: 12

Louisville 72, Furman 80
Nov. 12, 2021 -- KFC YUM! CENTER

Louisville 72
Player min FG 3FG FT Reb Ast TO BL ST PF TP
Williams 33 1-8 0-3 1-2 10 2 1 2 2 2 3
Davis 19 2-7 0-1 3-4 1 0 0 0 0 2 7
Withers 34 6-15 2-7 0-0 9 1 1 1 1 3 14
Locke 31 8-19 4-12 0-0 3 0 3 0 0 1 20
West 30 4-6 1-2 1-2 5 2 0 0 0 2 10
Williamson 18 1-6 0-1 0-0 0 0 0 0 0 2 2
Faulkner 22 0-2 0-1 6-7 5 7 0 0 2 1 6
Curry 7 0-0 0-0 0-0 0 0 1 0 0 2 0
Ellis 15 2-4 0-2 2-2 3 2 0 0 0 0 6
Cross 11 1-2 0-0 2-2 3 0 0 0 0 3 4
Traynor 5 0-0 0-0 0-0 0 0 1 0 0 1 0
Team 2
Totals 225 25-69 7-29 15-19 41 14 7 3 5 19 72

Total FG% 1st H: 16-31 51.6% 2nd H: 7-28 25.0% Game: 36.2%
OT: 2-10 20.0%
3-Pt. FG% 1st H: 3-11 27.3% 2nd H: 3-11 27.3% Game: 24.1%
OT: 1-7 14.3%
FThrow % 1st H: 4-4 100% 2nd H: 11-15 73.3% Game: 78.9%
OT: 0-0 0.0%

Furman 80
Player min FG 3FG FT Reb Ast TO BL ST PF TP
Hien 37 7-16 2-4 2-3 8 3 1 0 0 4 18
Slawson 39 1-6 1-3 2-4 9 0 3 2 2 4 5
Bothwell 35 7-17 3-7 13-15 4 2 3 0 0 4 30
Hunter 41 6-13 5-9 0-0 8 5 2 0 0 2 17
Garrison 35 1-3 1-2 0-0 4 5 1 0 1 0 3
Pegues 10 0-0 0-0 0-0 1 1 0 0 1 0 0
Foster 21 1-4 0-2 3-4 7 0 1 0 0 1 5
Williams 2 0-1 0-1 0-0 0 0 0 0 0 0 0
Anderson 4 1-1 0-0 0-0 0 0 0 0 0 1 2
Repass 1 0-0 0-0 0-0 0 0 0 0 0 2 0
Team 1
Totals 200 24-61 12-28 20-26 43 16 12 2 4 18 80

Total FG% 1st H: 13-33 39.4% 2nd H: 8-24 33.3% Game: 39.3%
OT: 3-4 75.0%
3-Pt. FG% 1st H: 7-15 46.7% 2nd H: 5-12 41.7% Game: 42.9%
OT: 0-1 0.0%
FThrow % 1st H: 2-3 66.7% 2nd H: 11-15 73.3% Game: 76.9%
OT: 7-8 87.5%

Score by Periods 1st 2nd OT Total Attendance: 12,431
Furman 35 32 13 80 Ties: 5
Louisville 39 28 5 72 Lead Changes: 10

Louisville 77, Navy 60
Nov. 15, 2021 -- KFC YUM! CENTER

Louisville 77
Player min FG 3FG FT Reb Ast TO BL ST PF TP
Williams 24 3-5 1-3 0-0 5 5 3 2 1 2 7
Davis 18 2-6 0-2 0-0 1 0 1 1 0 2 4
Withers 26 4-4 1-1 2-2 3 0 2 0 3 1 11
Locke 22 4-10 1-5 3-3 2 0 1 0 1 0 12
West 24 2-4 1-3 0-0 1 3 0 0 4 1 5
Williamson 23 6-10 0-1 1-2 4 1 2 1 1 2 13
Faulkner 21 2-4 2-4 2-4 1 5 2 0 0 2 8
Cross 15 4-4 4-4 2-3 2 1 2 0 2 4 14
Ellis 17 0-1 0-1 0-0 1 3 3 0 1 3 0
Wheeler 10 1-2 0-0 1-2 3 0 0 0 0 2 3
Team 4
Totals 200 28-50 10-24 11-16 27 18 16 4 14 18 77

Total FG% 1st H: 17-29 58.6% 2nd H: 11-21 52.4% Game: 56.0%
3-Pt. FG% 1st H: 4-12 33.3% 2nd H: 6-12 50.0% Game: 41.7%
FThrow % 1st H: 7-9 77.8% 2nd H: 4-7 57.1% Game: 68.8%

Navy 60
Player min FG 3FG FT Reb Ast TO BL ST PF TP
Nelson 25 4-8 0-2 0-0 6 1 3 1 1 1 8
Deaver 25 4-10 1-3 3-5 7 2 4 0 0 2 12
Carter, Jr. 35 5-13 1-7 4-4 5 1 3 0 1 1 15
Yoder 27 2-8 0-4 2-2 3 3 0 0 2 2 6
Summers 26 3-5 0-0 0-2 4 2 5 0 1 1 6
Roach, Jr. 18 0-1 0-1 0-0 3 0 1 0 1 3 0
Silva 11 0-0 0-0 0-0 0 0 0 0 0 2 0
Njoku 11 4-4 0-0 0-0 0 0 2 0 0 3 8
Walker 15 2-4 1-3 0-0 0 0 0 0 0 1 5
Allison 4 0-2 0-0 0-0 2 0 0 0 0 0 0
Rehnstrom 3 0-1 0-1 0-0 0 0 0 0 0 0 0
Team 2
Totals 200 24-56 3-21 9-13 32 9 19 1 6 16 60

Total FG% 1st H: 14-25 56.0% 2nd H: 10-31 32.3% Game: 42.9%
3-Pt. FG% 1st H: 2-9 22.2% 2nd H: 1-12 8.3% Game: 14.3%
FThrow % 1st H: 3-4 75.0% 2nd H: 6-9 66.7% Game: 69.2%

Score by Periods 1st 2nd Total Attendance: 12,223
Navy 33 27 60 Ties: 1
Louisville 45 32 77 Lead Changes: 0

Louisville 73, Detroit Mercy 67
Nov. 20, 2021 -- KFC YUM! CENTER
Baha Mar Hoops Bahamas Championship

Louisville 73
Player min FG 3FG FT Reb Ast TO BL ST PF TP
Williams 28 3-4 1-1 4-6 9 3 3 0 2 1 11
Davis 24 7-14 1-6 3-5 9 1 2 0 2 4 18
Withers 21 1-4 0-2 0-0 3 1 2 0 0 3 2
Locke 27 6-9 4-6 0-0 1 0 2 0 0 2 16
West 32 1-3 1-3 4-6 2 2 1 0 3 1 7
Williamson 21 2-8 0-0 0-0 8 1 4 0 1 0 4
Curry 7 2-2 0-0 0-0 3 0 0 0 0 0 4
Cross 12 1-3 1-2 0-0 0 2 0 0 1 2 3
Ellis 21 4-8 0-1 0-0 1 1 1 0 0 3 8
Faulkner 6 0-0 0-0 0-0 0 1 0 0 0 0 0
Wheeler 1 0-0 0-0 0-0 0 0 0 0 0 1 0
Team 1
Totals 200 27-55 8-21 11-17 37 12 15 0 9 17 73

Total FG% 1st H: 18-31 58.1% 2nd H: 9-24 37.5% Game: 49.1%
3-Pt. FG% 1st H: 6-12 50.0% 2nd H: 2-9 22.2% Game: 38.1%
FThrow % 1st H: 0-2 0.0% 2nd H: 11-15 73.3% Game: 64.7%

Detroit Mercy 67
Player min FG 3FG FT Reb Ast TO BL ST PF TP
Akec 35 6-12 0-2 7-9 10 0 2 0 5 2 19
Oduru 28 2-4 0-0 0-2 7 0 2 2 0 5 4
Davis 37 10-25 6-14 1-2 1 3 4 0 1 1 27
Harvey 24 1-2 1-2 0-0 3 0 2 0 0 3 3
McAdoo 30 1-9 0-2 2-2 4 2 0 0 0 1 4
Johnson 27 4-6 2-4 0-1 5 2 3 0 2 4 10
Isiani 12 0-0 0-0 0-0 3 2 0 0 2 1 0
Shaw 7 0-1 0-1 0-0 0 0 0 0 0 0 0
Team 0
Totals 200 24-59 9-25 10-16 33 9 13 2 10 17 67

Total FG% 1st H: 13-32 40.6% 2nd H: 11-27 40.7% Game: 40.7%
3-Pt. FG% 1st H: 4-9 44.4% 2nd H: 5-16 31.3% Game: 36.0%
FThrow % 1st H: 5-8 62.5% 2nd H: 5-8 62.5% Game: 62.5%

Score by Periods 1st 2nd Total Attendance: 12,561
Navy 35 32 67 Ties: 11
Louisville 42 31 73 Lead Changes: 6



2021-22 Box Scores

Louisville 72, Mississippi State 58
Nov. 25, 2021 -- Nassau, Bahamas (Baha Mar Convention Center)
Baha Mar Hoops Bahamas Championship

Louisville 72
Player min FG 3FG FT Reb Ast TO BL ST PF TP
Totals 200 26-63 7-22 13-22 47 10 15 0 5 21 72

Total FG% 1st H: 16-39 41.0% 2nd H: 10-24 41.7% Game: 41.3%
3-Pt. FG% 1st H: 3-13 23.1% 2nd H: 4- 9 44.4% Game: 31.8%
FThrow % 1st H: 6- 8 75.0% 2nd H: 7-14 50.0% Game: 59.1%

Mississippi State 58
Player min FG 3FG FT Reb Ast TO BL ST PF TP
Totals 200 20-60 1-15 17-23 38 7 11 6 9 19 58

Total FG% 1st H: 7-28 25.0% 2nd H: 13-32 40.6% Game: 33.3%
3-Pt. FG% 1st H: 0- 5 0.0% 2nd H: 1-10 10.0% Game: 6.7%
FThrow % 1st H: 11-15 73.3% 2nd H: 6- 8 75.0% Game: 73.9%

Score by Periods 1st 2nd Total Attendance: 1,249
Mississippi State 25 33 58 Ties: 1
Louisville 41 31 72 Lead Changes: 1

Louisville 63, Maryland 55
Nov. 27, 2021 -- Nassau, Bahamas (Baha Mar Convention Center)
Baha Mar Hoops Bahamas Championship

Louisville 63
Player min FG 3FG FT Reb Ast TO BL ST PF TP
Totals 200 21-60 6-27 15-19 51 11 17 7 9 22 63

Total FG% 1st H: 11-33 33.3% 2nd H: 10-27 37.0% Game: 35.0%
3-Pt. FG% 1st H: 2-14 14.3% 2nd H: 4-13 30.8% Game: 22.2%
FThrow % 1st H: 8-11 72.7% 2nd H: 7- 8 87.5% Game: 78.9%

Maryland 55
Player min FG 3FG FT Reb Ast TO BL ST PF TP
Totals 200 20-51 4-14 11-17 25 10 13 5 6 20 55

Total FG% 1st H: 9-25 36.0% 2nd H: 11-27 40.7% Game: 38.5%
3-Pt. FG% 1st H: 1- 5 20.0% 2nd H: 3- 9 33.3% Game: 28.6%
FThrow % 1st H: 8-12 66.7% 2nd H: 3- 5 60.0% Game: 64.7%

Score by Periods 1st 2nd Total Attendance: 1,175
Maryland 27 28 55 Ties: 4
Louisville 32 31 63 Lead Changes: 4

Michigan State 73, Louisville 64
Dec. 1, 2021 -- East Lansing, MI (Breslin Center)
Big Ten/ACC Challenge

Louisville 64
Player min FG 3FG FT Reb Ast TO BL ST PF TP
Totals 200 25-61 7-27 7-11 31 10 16 3 9 21 64

Total FG% 1st H: 12-32 37.5% 2nd H: 13-29 44.8% Game: 41.0%
3-Pt. FG% 1st H: 2-12 16.7% 2nd H: 5-15 33.3% Game: 25.9%
FThrow % 1st H: 2- 2 100% 2nd H: 5- 9 55.6% Game: 63.6%

Michigan State 73
Player min FG 3FG FT Reb Ast TO BL ST PF TP
Totals 200 23-49 10-18 17-23 37 20 19 5 10 15 73

Total FG% 1st H: 13-27 48.1% 2nd H: 10-22 45.5% Game: 46.9%
3-Pt. FG% 1st H: 6-10 60.0% 2nd H: 4- 8 50.0% Game: 55.6%
FThrow % 1st H: 4- 6 66.7% 2nd H: 13-17 76.5% Game: 73.9%

Score by Periods 1st 2nd Total Attendance: 14,797
Louisville 28 36 64 Ties: 5
Michigan State 36 37 73 Lead Changes: 3

Louisville 73, NC State 68
Dec. 4, 2021 -- Raleigh, NC (PNC Arena)

Louisville 73
Player min FG 3FG FT Reb Ast TO BL ST PF TP
Totals 200 25-60 11-28 12-15 46 15 13 3 4 16 73

Total FG% 1st H: 16-32 50.0% 2nd H: 9-28 32.1% Game: 41.7%
3-Pt. FG% 1st H: 7-15 46.7% 2nd H: 4-13 30.8% Game: 39.3%
FThrow % 1st H: 4- 6 66.7% 2nd H: 8- 9 88.9% Game: 80.0%

NC State 68
Player min FG 3FG FT Reb Ast TO BL ST PF TP
Totals 200 24-60 8-28 12-18 30 10 6 3 6 16 68

Total FG% 1st H: 10-28 35.7% 2nd H: 14-32 43.8% Game: 40.0%
3-Pt. FG% 1st H: 4-15 26.7% 2nd H: 4-13 30.8% Game: 28.6%
FThrow % 1st H: 5- 6 83.3% 2nd H: 7-12 58.3% Game: 66.7%

Score by Periods 1st 2nd Total Attendance: 13,029
NC State 29 39 68 Ties: 4
Louisville 43 30 73 Lead Changes: 7

Louisville 55, DePaul 62
Dec. 10, 2021 -- KFC YUM! CENTER

Louisville 55
Player min FG 3FG FT Reb Ast TO BL ST PF TP
Totals 200 23-74 7-33 2-3 49 12 15 4 6 14 55

Total FG% 1st H: 12-36 33.3% 2nd H: 11-38 28.9% Game: 31.1%
3-Pt. FG% 1st H: 3-16 18.8% 2nd H: 4-17 23.5% Game: 21.2%
FThrow % 1st H: 2- 3 66.7% 2nd H: 0- 0 0.0% Game: 66.7%

DePaul 62
Player min FG 3FG FT Reb Ast TO BL ST PF TP
Totals 200 24-66 6-28 8-15 50 8 14 8 7 11 62

Total FG% 1st H: 10-33 30.3% 2nd H: 14-33 42.4% Game: 36.4%
3-Pt. FG% 1st H: 3-11 27.3% 2nd H: 3-17 17.6% Game: 21.4%
FThrow % 1st H: 3- 6 50.0% 2nd H: 5- 9 55.6% Game: 53.3%

Score by Periods 1st 2nd Total Attendance: 13,127
DePaul 26 36 62 Ties: 5
Louisville 29 26 55 Lead Changes: 11

Louisville 86, Southeastern Louisiana 60
Dec. 14, 2021 -- KFC YUM! CENTER

Louisville 86
Player min FG 3FG FT Reb Ast TO BL ST PF TP
Totals 200 30-58 7-20 19-23 40 12 14 1 8 21 86

Total FG% 1st H: 15-29 51.7% 2nd H: 15-29 51.7% Game: 51.7%
3-Pt. FG% 1st H: 1- 6 16.7% 2nd H: 6-14 42.9% Game: 35.0%
FThrow % 1st H: 11-14 78.6% 2nd H: 8- 9 88.9% Game: 82.6%

Southeastern Louisiana 60
Player min FG 3FG FT Reb Ast TO BL ST PF TP
Totals 200 20-62 6-33 14-19 33 9 16 2 5 20 60

Total FG% 1st H: 11-26 42.3% 2nd H: 9-36 25.0% Game: 32.3%
3-Pt. FG% 1st H: 4-16 25.0% 2nd H: 2-17 11.8% Game: 18.2%
FThrow % 1st H: 5-5 100% 2nd H: 9-14 64.3% Game: 73.7%

Score by Periods 1st 2nd Total Attendance: 12,247
Southeastern La. 31 29 60 Ties: 2
Louisville 42 44 86 Lead Changes: 2

2021-22 Box Scores

Western Kentucky 82, Louisville 72  
Dec. 18, 2021 -- Bowling Green, Ky. (Diddle Arena)

Louisville 72

Player	min	FG	3FG	FT	Reb	Ast	TO	BL	ST	PF	TP
Davis	8	1-2	0-1	0-0	1	0	1	0	0	3	2
Withers	23	0-4	0-1	1-2	6	2	0	0	0	2	1
Cross	30	4-9	2-7	0-1	3	0	3	0	1	4	10
Locke	28	8-18	4-13	0-0	4	3	1	0	0	2	20
West	35	3-6	2-4	0-0	1	4	1	0	5	3	8
Williamson	12	1-4	0-0	0-0	4	1	1	0	0	1	2
Faulkner	24	3-8	2-6	4-4	0	3	1	0	0	4	12
Curry	4	0-1	0-0	0-0	2	0	0	0	0	0	0
Ellis	16	3-8	3-4	0-0	1	3	1	0	0	2	9
Wheeler	20	4-4	0-0	0-0	3	1	1	1	0	0	8
Team					3						
Totals	200	27-64	13-36	5-7	28	17	10	1	6	21	72

Total FG% 1st H: 14-33 42.4% 2nd H: 13-31 41.9% Game: 42.2%  
3-Pt. FG% 1st H: 9-19 47.4% 2nd H: 4-17 23.5% Game: 36.1%  
FThrow % 1st H: 0- 0 0.0% 2nd H: 5- 7 71.4% Game: 71.4%

Western Kentucky 82

Player	min	FG	3FG	FT	Reb	Ast	TO	BL	ST	PF	TP
Hamilton	33	4-10	2-7	3-5	7	3	4	0	0	2	13
Sharp	36	6-8	0-0	2-2	8	0	2	4	1	2	14
Frampton	31	1-4	1-2	1-2	2	0	2	0	2	0	4
McKnight	36	3-9	0-1	7-8	5	9	3	0	0	3	13
Justice	33	7-12	5-7	6-6	3	3	2	0	2	2	25
Anderson	24	3-5	1-1	6-8	10	0	1	0	2	0	13
Cozart	4	0-0	0-0	0-0	0	0	0	0	0	1	0
Brashear	3	0-0	0-0	0-0	0	1	0	0	0	0	0
Team					2						
Totals	200	24-48	9-18	25-31	37	16	14	4	7	10	82

Total FG% 1st H: 15-27 55.6% 2nd H: 9-21 42.9% Game: 50.0%  
3-Pt. FG% 1st H: 9-11 81.8% 2nd H: 0- 7 0.0% Game: 50.0%  
FThrow % 1st H: 7- 8 87.5% 2nd H: 18-23 78.3% Game: 80.6%

Score by Periods	1st	2nd	Total	Attendance: 7,053
Louisville	37	35	72	Ties: 0
Western Kentucky	46	36	82	Lead Changes: 0

Louisville 73, Wake Forest 69  
Dec. 29, 2021 -- KFC YUM! CENTER

Louisville 73

Player	min	FG	3FG	FT	Reb	Ast	TO	BL	ST	PF	TP
Williams	28	3-8	2-4	3-4	6	1	0	3	0	2	11
Williamson	29	3-4	0-0	6-7	8	0	1	0	0	1	12
Davis	16	0-3	0-0	0-0	2	1	1	0	0	3	0
Locke	23	5-8	5-7	2-2	3	1	3	0	1	0	17
West	30	1-4	0-2	6-6	1	3	1	0	1	1	8
Wheeler	6	0-0	0-0	0-0	3	0	0	0	0	0	0
Faulkner	23	3-10	1-3	4-6	4	5	0	0	0	2	11
Withers	17	2-5	2-4	0-0	8	0	2	0	0	4	6
Ellis	11	0-1	0-1	0-3	0	1	1	0	0	2	0
Curry	6	2-3	0-0	2-4	2	0	0	0	0	1	6
Cross	11	0-2	0-1	2-2	3	0	2	0	0	2	2
Team					0						
Totals	200	19-48	10-22	25-34	40	12	11	3	2	18	73

Total FG% 1st H: 7-23 30.4% 2nd H: 12-25 48.0% Game: 39.6%  
3-Pt. FG% 1st H: 4-10 40.0% 2nd H: 6-12 50.0% Game: 45.5%  
FThrow % 1st H: 8-11 72.7% 2nd H: 17-23 73.9% Game: 73.5%

Wake Forest 69

Player	min	FG	3FG	FT	Reb	Ast	TO	BL	ST	PF	TP
Mucius	19	3-4	3-4	0-0	3	0	2	0	0	4	9
Walton	25	3-9	0-2	0-0	7	0	0	1	1	4	6
LaRavia	39	4-11	0-3	7-9	7	4	1	1	0	2	15
Williamson	31	6-11	2-6	0-0	2	0	1	0	0	4	14
Williams	31	4-14	1-6	6-7	4	7	2	0	0	4	15
Hildreth	16	2-6	0-2	0-0	5	0	0	0	1	3	4
Whitt	11	0-2	0-1	0-0	1	0	0	0	0	0	0
Sy	28	2-6	1-3	1-2	6	1	1	1	0	3	6
Team					1						
Totals	200	24-63	7-27	14-18	36	12	7	3	2	24	69

Total FG% 1st H: 13-35 37.1% 2nd H: 11-28 39.3% Game: 38.1%  
3-Pt. FG% 1st H: 3-14 21.4% 2nd H: 4-13 30.8% Game: 25.9%  
FThrow % 1st H: 2-3 66.7% 2nd H: 12-15 80.0% Game: 77.8%

Score by Periods 1st 2nd Total Attendance: 14,120  
Wake Forest 31 38 69 Ties: 8  
Louisville 26 47 73 Lead Changes: 14

Louisville 67, Georgia Tech 64  
Jan. 2, 2022 -- Atlanta, Ga. (McCamish Pavilion)

Louisville 67

Player	min	FG	3FG	FT	Reb	Ast	TO	BL	ST	PF	TP
Williams	32	9-12	0-1	2-5	11	1	2	1	1	2	20
Williamson	26	1-5	0-1	1-2	4	4	1	0	0	0	3
Cross	25	4-7	2-5	3-3	8	2	3	2	1	2	13
Locke	32	3-7	2-5	2-4	2	0	2	0	0	1	10
West	37	2-8	0-3	2-2	2	4	1	0	3	4	6
Ellis	13	0-3	0-2	1-2	2	2	1	0	0	1	1
Withers	11	0-2	0-1	1-2	2	1	2	0	0	2	1
Davis	23	5-6	1-1	2-2	1	1	0	1	0	0	13
Curry	1	0-0	0-0	0-0	0	0	0	0	0	0	0
Team					2	1					
Totals	200	24-50	5-19	14-22	34	15	13	4	5	12	67

Total FG% 1st H: 12-26 46.2% 2nd H: 12-24 50.0% Game: 48.0%  
3-Pt. FG% 1st H: 4-10 40.0% 2nd H: 1-9 11.1% Game: 26.3%  
FThrow % 1st H: 3-4 75.0% 2nd H: 11-18 61.1% Game: 63.6%

Georgia Tech 64

Player	min	FG	3FG	FT	Reb	Ast	TO	BL	ST	PF	TP
Usher	38	6-11	3-6	2-2	6	4	2	0	2	2	17
Moore	29	3-5	0-0	0-2	4	2	1	1	1	1	6
Meka	20	1-2	0-0	0-0	4	1	0	2	0	5	2
Devoe	33	7-16	4-8	5-6	2	2	4	0	3	3	23
Smith	11	0-5	0-0	0-0	1	0	0	0	0	1	0
Parham	15	0-1	0-1	0-0	1	1	0	0	0	1	0
Coleman	18	0-1	0-2	2-2	1	0	0	0	1	2	2
Sturdivant	25	6-13	2-5	0-0	2	1	0	0	0	1	14
Kelly	10	0-2	0-0	0-0	0	0	1	0	1	3	0
Moore	1	0-0	0-0	0-0	0	0	0	0	0	0	0
Team					4	1					
Totals	200	23-56	9-24	9-12	25	11	9	3	8	19	64

Total FG% 1st H: 11-26 42.3% 2nd H: 12-30 40.0% Game: 41.1%  
3-Pt. FG% 1st H: 5-10 50.0% 2nd H: 4-14 28.6% Game: 37.5%  
FThrow % 1st H: 1-1 100% 2nd H: 8-11 72.7% Game: 75.0%

Score by Periods	1st	2nd	Total	Attendance: 4,853
Georgia Tech	28	36	64	Ties: 5
Louisville	31	36	67	Lead Changes: 6

Louisville 75, Pittsburg 72  
Jan. 5, 2022 -- KFC YUM! CENTER

Louisville 75

Player	min	FG	3FG	FT	Reb	Ast	TO	BL	ST	PF	TP
Williams	18	0-2	0-0	4-6	4	1	4	0	1	6	4
Williamson	22	4-9	0-1	1-2	5	2	0	1	0	2	9
Cross	21	3-7	1-4	2-3	2	0	1	1	1	4	9
Locke	30	4-9	3-7	2-4	4	0	0	0	0	1	13
West	31	1-4	0-2	3-4	5	4	2	0	0	4	5
Curry	18	3-3	0-0	2-2	8	1	0	0	1	3	8
Faulkner	21	1-1	1-1	0-0	0	4	0	0	0	1	3
Davis	12	2-4	0-1	1-1	0	2	1	0	1	1	5
Withers	5	0-1	0-1	0-0	1	0	1	0	0	0	0
Ellis	19	6-10	2-4	4-6	2	0	2	0	1	0	18
Wheeler	3	0-0	0-0	1-2	2	0	0	0	0	0	1
Team					1	1					
Totals	200	24-50	7-21	20-30	34	14	12	2	5	23	75

Total FG% 1st H: 10-24 41.7% 2nd H: 14-26 53.8% Game: 48.0%  
3-Pt. FG% 1st H: 2-10 20.0% 2nd H: 5-11 45.5% Game: 33.3%  
FThrow % 1st H: 13-18 72.2% 2nd H: 7-12 58.3% Game: 66.7%

Pittsburgh 72

Player	min	FG	3FG	FT	Reb	Ast	TO	BL	ST	PF	TP
Gueye	31	6-12	2-7	1-1	1	0	0	3	0	5	15
Hugley	19	4-7	0-2	3-5	7	1	4	0	1	4	11
Jeffress	20	0-0	0-0	1-2	5	0	1	0	0	3	1
Odukae	37	2-8	0-4	3-5	4	3	3	0	1	5	7
Burton	37	5-14	2-3	9-9	6	2	1	0	1	1	21
Collier	21	1-2	0-0	2-5	4	0	0	0	0	1	4
Horton	28	5-9	3-5	0-0	4	1	2	0	1	2	13
Ezeakudo	7	0-0	0-0	0-0	2	1	0	0	0	0	0
Team					1						
Totals	200	23-52	7-21	19-27	34	8	11	3	4	23	72

Total FG% 1st H: 10-25 40.0% 2nd H: 13-27 48.1% Game: 44.2%  
3-Pt. FG% 1st H: 4-11 36.4% 2nd H: 3-10 30.0% Game: 33.3%  
FThrow % 1st H: 8-12 66.7% 2nd H: 11-15 73.3% Game: 70.4%

Score by Periods 1st 2nd Total Attendance: 11,973  
Pittsburgh 32 40 72 Ties: 6  
Louisville 35 40 75 Lead Changes: 16

Florida State 79, Louisville 70  
Jan. 8, 2022 -- Tallahassee, Fla. (Tucker Center)

Louisville 70

Player	min	FG	3FG	FT	Reb	Ast	TO	BL	ST	PF	TP
Williams	27	2-6	0-2	0-0	7	1	0	0	0	1	4
Williamson	23	5-9	0-1	3-7	7	0	2	0	0	1	13
Cross	26	2-9	2-8	0-0	4	1	1	0	1	2	6
Locke	24	2-6	2-5	0-0	0	2	2	0	0	2	6
West	13	1-3	0-1	0-0	1	1	1	0	0	3	2
Curry	13	3-5	0-0	0-1	6	0	0	0	0	4	6
Ellis	23	5-12	2-6	2-2	3	3	1	0	1	4	14
Faulkner	27	2-4	1-3	7-8	3	3	2	0	1	3	12
Withers	14	1-3	0-0	2-2	4	0	0	0	0	2	4
Davis	10	1-2	1-1	0-0	2	0	1	0	0	0	3
Team					1						
Totals	200	24-59	8-27	14-20	38	11	10	0	3	22	70

Total FG% 1st H: 13-29 44.8% 2nd H: 11-30 36.7% Game: 40.7%  
3-Pt. FG% 1st H: 5-11 45.5% 2nd H: 3-16 18.8% Game: 29.6%  
FThrow % 1st H: 9-11 81.8% 2nd H: 5-9 55.6% Game: 70.0%

Florida State 79

Player	min	FG	3FG	FT	Reb	Ast	TO	BL	ST	PF	TP
Osborne	24	1-6	0-3	4-4	6	2	0	0	2	1	6
Butler	13	2-4	1-1	0-0	5	1	0	0	0	2	5
Evans	23	0-4	0-1	0-0	1	1	1	0	0	2	0
Polite	30	2-7	0-2	4-4	8	3	2	1	2	4	8
Mills	24	9-16	3-5	6-8	4	1	1	0	0	4	27
Warley	17	2-3	1-2	0-0	0	3	0	1	0	0	5
McLeod	16	2-3	0-0	1-4	2	0	1	1	0	0	5
Cleveland	27	7-8	1-1	2-6	5	0	0	0	0	2	17
Wilkes	15	2-7	2-7	0-2	4	2	0	0	0	0	6
Fletcher	11	0-1	0-1	0-0	1	1	1	0	1	3	0
Team					2						
Totals	200	27-59	8-23	17-28	38	14	6	3	5	18	79
Total FG%	1st H:	19-36	52.8%	2nd H:	8-23	34.8%	Game:	45.8%			
3-Pt. FG%	1st H:	7-16	43.8%	2nd H:	1-7	14.3%	Game:	34.8%			
FTthrow %	1st H:	5-7	71.4%	2nd H:	12-21	57.1%	Game:	60.7%			

<b>Score by Periods</b>	<b>1st</b>	<b>2nd</b>	<b>Total</b>	<b>Attendance: 16,175</b>
Notre Dame	38	44	82	<b>Ties: 7</b>
Louisville	45	25	70	<b>Lead Changes: 15</b>





**2021-22 Louisville Men's Basketball  
Season/Career Statistics  
All games**

Page 1/1  
as of Jan 22, 2022

**Summary**

Player	Season Statistics										Career Statistics									
	GP-GS	MIN/G	FG%	3FG%	FT%	R/G	A/G	STL	BLK	PTS/G	GP-GS	MIN/G	FG%	3FG%	FT%	R/G	A/G	STL	BLK	PTS/G
COLBERT, Brad	1-0	0.8	.000	.000	.000	0.0	0.0	0	0	0.0	4-0	1.6	.000	.000	.000	0.0	0.0	0	0	0.0
CROSS, Matt	19-7	19.4	.426	.306	.714	3.6	0.6	10	11	6.8	19-7	19.4	.426	.306	.714	3.6	0.6	10	11	6.8
CURRY, Sydney	15-3	9.7	.744	.000	.500	3.1	0.3	1	0	4.8	15-3	9.7	.744	.000	.500	3.1	0.3	1	0	4.8
DAVIS, Dre	18-13	20.3	.417	.226	.811	3.4	1.1	10	8	7.6	38-30	24.8	.405	.241	.776	3.3	1.1	21	14	7.5
ELLIS, Ei	19-3	17.7	.412	.373	.676	1.7	1.5	8	0	7.5	19-3	17.7	.412	.373	.676	1.7	1.5	8	0	7.5
FAULKNER, Mason	18-2	18.5	.394	.366	.757	1.6	3.0	7	0	5.5	18-2	18.5	.394	.366	.757	1.6	3.0	7	0	5.5
LOCKE, Noah	19-18	27.2	.363	.377	.667	2.6	0.8	9	0	10.5	19-18	27.2	.363	.377	.667	2.6	0.8	9	0	10.5
TRAYNOR, JJ	3-0	4.0	.500	1.000	.000	0.3	0.0	0	0	1.0	23-0	11.9	.491	.545	.655	1.8	0.0	2	11	3.5
WEST, Jarrod	19-17	27.9	.373	.271	.774	2.3	3.2	29	0	6.4	19-17	27.9	.373	.271	.774	2.3	3.2	29	0	6.4
WHEELER, Roosevelt	13-0	6.9	.692	.000	.800	1.8	0.1	4	4	2.0	13-0	6.9	.692	.000	.800	1.8	0.1	4	4	2.0
WILLIAMS, Malik	18-17	25.1	.482	.314	.667	8.6	1.1	24	12	10.0	113-54	17.3	.448	.314	.667	5.5	0.4	59	82	7.1
WILLIAMSON, Samuel	19-6	17.8	.418	.182	.541	4.5	0.8	9	3	6.0	68-22	19.6	.458	.270	.640	4.5	0.8	24	10	6.2
WITHERS, Jae'Lyn	19-9	16.9	.388	.222	.640	4.7	0.7	11	5	4.7	39-29	21.5	.491	.281	.667	6.2	0.6	29	12	7.5
WIZNITZER, Gabe	3-0	5.7	1.000	.000	.000	0.3	0.0	0	1	0.7	15-0	5.7	.417	.000	.455	1.1	0.2	0	2	1.0


**Scoring**

Player	Season Statistics								Career Statistics							
	FG-FGA	FG%	3FG-3FGA	3FG%	FT-FTA	FT%	PTS	PTS/G	FG-FGA	FG%	3FG-3FGA	3FG%	FT-FTA	FT%	PTS	PTS/G
COLBERT, Brad	0-0	.000	0-0	.000	0-0	.000	0	0.0	0-0	.000	0-0	.000	0-0	.000	0	0.0
CROSS, Matt	43-101	.426	19-62	.306	25-35	.714	130	6.8	43-101	.426	19-62	.306	25-35	.714	130	6.8
CURRY, Sydney	32-43	.744	0-0	.000	8-16	.500	72	4.8	32-43	.744	0-0	.000	8-16	.500	72	4.8
DAVIS, Dre	50-120	.417	7-31	.226	30-37	.811	137	7.6	100-247	.405	19-79	.241	66-85	.776	285	7.5
ELLIS, Ei	49-119	.412	19-51	.373	25-37	.676	142	7.5	49-119	.412	19-51	.373	25-37	.676	142	7.5
FAULKNER, Mason	28-71	.394	15-41	.366	28-37	.757	99	5.5	28-71	.394	15-41	.366	28-37	.757	99	5.5
LOCKE, Noah	69-190	.363	46-122	.377	16-24	.667	200	10.5	69-190	.363	46-122	.377	16-24	.667	200	10.5
TRAYNOR, JJ	1-2	.500	1-1	1.000	0-0	.000	3	1.0	28-57	.491	6-11	.545	19-29	.655	81	3.5
WEST, Jarrod	41-110	.373	16-59	.271	24-31	.774	122	6.4	41-110	.373	16-59	.271	24-31	.774	122	6.4
WHEELER, Roosevelt	9-13	.692	0-0	.000	8-10	.800	26	2.0	9-13	.692	0-0	.000	8-10	.800	26	2.0
WILLIAMS, Malik	67-139	.482	16-51	.314	30-45	.667	180	10.0	281-627	.448	75-239	.314	162-243	.667	799	7.1
WILLIAMSON, Samuel	46-110	.418	2-11	.182	20-37	.541	114	6.0	170-371	.458	20-74	.270	64-100	.640	424	6.2
WITHERS, Jae'Lyn	33-85	.388	8-36	.222	16-25	.640	90	4.7	112-228	.491	16-57	.281	52-78	.667	292	7.5
WIZNITZER, Gabe	1-1	1.000	0-0	.000	0-0	.000	2	0.7	5-12	.417	0-0	.000	5-11	.455	15	1.0


**Totals**

Player	Season Statistics								Career Statistics							
	O-REB	D-REB	TOTAL	PF	FO	A	TO	A/TO	O-REB	D-REB	TOTAL	PF	FO	A	TO	A/TO
COLBERT, Brad	0	0	0	0	0	0	0	0.0	0	0	0	0	0	0	0	0.0
CROSS, Matt	25	43	68	39	0	11	28	0.4	25	43	68	39	0	11	28	0.4
CURRY, Sydney	13	34	47	24	0	5	4	1.3	13	34	47	24	0	5	4	1.3
DAVIS, Dre	26	35	61	38	0	19	23	0.8	60	64	124	88	1	41	56	0.7
ELLIS, Ei	2	31	33	36	0	29	28	1.0	2	31	33	36	0	29	28	1.0
FAULKNER, Mason	4	25	29	27	0	54	20	2.7	4	25	29	27	0	54	20	2.7
LOCKE, Noah	9	40	49	22	0	16	24	0.7	9	40	49	22	0	16	24	0.7
TRAYNOR, JJ	1	0	1	3	0	0	1	0.0	15	26	41	26	1	1	9	0.1
WEST, Jarrod	4	40	44	43	0	60	26	2.3	4	40	44	43	0	60	26	2.3
WHEELER, Roosevelt	8	15	23	11	0	1	2	0.5	8	15	23	11	0	1	2	0.5
WILLIAMS, Malik	32	123	155	39	1	20	28	0.7	184	433	617	202	3	46	91	0.5
WILLIAMSON, Samuel	22	63	85	25	0	15	24	0.6	86	221	307	116	1	55	90	0.6
WITHERS, Jae'Lyn	18	72	90	34	0	13	31	0.4	69	174	243	96	4	22	55	0.4
WIZNITZER, Gabe	0	1	1	4	0	0	0	0.0	9	7	16	18	0	3	3	1.0

# 2021-22 Louisville Photo Roster



**0 Noah Locke**  
G 6-3 210 Sr.  
Baltimore, Md.  
(University of Florida)



**1 Mike James \***  
G/F 6-6 215 Fr.  
Orlando, Fla.  
(Oak Ridge HS)  
*\*out for season/injury*




**3 El Ellis**  
G 6-3 180 Jr.  
Durham, N.C.  
(Tallahassee Comm. College)



**4 Roosevelt Wheeler**  
F/C 6-10 245 Fr.  
Richmond, Va.  
(John Marshall HS)



**5 Malik Williams**  
F/C 6-11 245 Sr.  
Ft. Wayne, Ind.  
(Snider HS)



**10 Samuel Williamson**  
G/F 6-7 205 Jr.  
Rockwall, Texas  
(Rockwall HS)



**11 Mason Faulkner**  
G 6-1 185 Gr.  
Glasgow, Ky.  
(Western Carolina University)




**12 JJ Traynor**  
F 6-8 200 So.  
Bardstown, Ky.  
(Bardstown HS)




**13 Jarrod West**  
G 5-11 185 Gr.  
Clarksburg, W.Va.  
(Marshall University)



**14 Dre Davis**  
G/F 6-6 210 So.  
Indianapolis, Ind.  
(Lawrence Central HS)



**15 Drew Schultz**  
F 6-4 200 So.  
Rockwall, Texas  
(Rockwall HS)



**20 Sam Bearden**  
F 6-5 200 So.  
Louisville, Ky.  
(Holy Cross HS)



**21 Sydney Curry**  
F 6-8 270 Jr.  
Ft. Wayne, Ind.  
(John A. Logan College)




**23 Gabe Wiznitzer**  
C 6-11 245 So.  
Walhalla, S.C.  
(Hargrave Military Academy)



**24 Jae'Lyn Withers**  
F 6-8 225 R-So.  
Charlotte, N.C.  
(Cleveland (OH) Heights HS)



**30 Ashton Myles-Devore**  
G 6-1 165 So.  
Versailles, Ky.  
(Woodford County HS)



**33 Matt Cross**  
F 6-7 230 So.  
Beverly, Mass.  
(University of Miami/Fla.)



**45 Brad Colbert**  
G 6-2 185 So.  
Loveland, Ohio  
(Andrews Osborne Academy)

## On The Bench



**Chris Mack**  
Head Coach



**Mike Pegues**  
Assistant Coach



**Ross McMains**  
Assistant Coach



**Kahil Fennell**  
Assistant Coach



**Taylor Barnette**  
Dir. Basketball Operations

### Pronunciations:

- ☐ Jarrod West  
(JAIR-uhd)
- ☐ Gabe Wiznitzer  
(WIZ-nit-zer)  
*assistant coaches*
- ☐ Mike Pegues  
(puh-GEESE)
- ☐ Kahil Fennell  
(kuh-HILL fe-NELL)