



VIRGINIATM

VIRGINIA ATHLETICS MEDIA RELATIONS
 295 Massie Road, Room 154
 Charlottesville, VA 22904
Men's Basketball Contact: Erich Bacher
O: (434) 982-5530 **C:** (720) 318-5538
E-mail: bacher@virginia.edu
Web: VirginiaSports.com
Twitter: @UVAHoopers, @ErichJBacher

23 NCAA TOURNAMENT APPEARANCES · 2019 NCAA CHAMPIONS · 3 NCAA FINAL FOURS · 11 ALL-AMERICANS · 26 ALL-ACC FIRST TEAM SELECTIONS

GAME INFORMATION

Date / Time: Wednesday, Jan. 6, 2021 / 9 p.m.
Site: Charlottesville, Va. / John Paul Jones Arena (14,623)
TV: Regional Sports Networks; **Online:** TBD
 Tom Werme and Mike Gminski
Radio: Virginia Sports Radio Network
 Dave Koehn & Jimmy Miller
Satellite Radio: Sirius (84), XM (84), Internet (84)
Live Stats: VirginiaSports.com
Twitter: @UVAHoopers
Virginia vs. Wake Forest: 68-70
Charlottesville: 41-21 (6-2 John Paul Jones Arena)
Winston-Salem: 16-41 (6-18 Joel Coliseum)
Neutral: 10-8
First Meeting: Feb. 22, 1911 (W, 22-12)
Last Meeting: Jan. 26, 2020 (W, 65-63 OT)
Winning Streak: Virginia, 8 games

2020-21 SCHEDULE/RESULTS - 5-2, 1-0 ACC

Date	Opponent	TV	Time/Result
Nov. 25	[4] vs. Towson ^	TBA	W, 89-54
Nov. 27	[4] vs. San Francisco ^	ESPN	L, 61-60
Dec. 1	[15] St. Francis (Pa.)	ACCN	W, 76-51
Dec. 4	[15] Kent State	ACCN	W, 71-64 ot
Dec. 9	[18] Michigan St. (4) %	ESPN	Postponed
Dec. 16	[17] at Wake Forest *	ACCN	Postponed
Dec. 19	[17] vs. Villanova (7) #	FOX	Canceled
Dec. 22	[16] William & Mary	ACCN	W, 76-40
Dec. 26	[16] vs. Gonzaga (1) &	CBS	L, 98-75
Dec. 30	[23] at Notre Dame *	ACCN	W, 66-57
Jan. 4	[23] Virginia Tech (24) *	ACCN	Postponed
Jan. 6	[22] Wake Forest *	RSN	9 p.m.
Jan. 9	[22] at Boston College *	ACCN	2 p.m.
Jan. 13	Notre Dame *	ACCN	8:30 p.m.
Jan. 16	at Clemson *	ESPN	6 p.m.
Jan. 20	NC State *	ESPN2	7 p.m.
Jan. 23	Georgia Tech *	ACCN	8 p.m.
Jan. 25	Syracuse *	ESPN	7 p.m.
Jan. 30	at Virginia Tech *	ACCN	6 p.m.
Feb. 3	at NC State *	ESPN2	9 p.m.
Feb. 6	Louisville *	ESPN	4 p.m.
Feb. 10	at Georgia Tech *	RSN	7 p.m.
Feb. 13	North Carolina *	ESPN	6 p.m.
Feb. 15	at Florida State *	ESPN	7 p.m.
Feb. 20	at Duke *	ESPN	8/9 p.m.
Feb. 24	Pitt *	ESPN2/U	7 p.m.
Mar. 1	Miami *	ESPN/2/U	9 p.m.
Mar. 6	at Louisville *	ESPN/2	4 p.m.
Mar. 10-14 ACC Tournament	TBA	TBA	TBA

Home Games in Bold

^ - Bubbleville, Uncasville, Conn.
 # - Madison Square Garden, New York, N.Y.
 % - ACC/B1G Challenge
 * - ACC game
 All Times Eastern

PRONUNCIATION GUIDE

Jabri Abdur-Rahim	Juh-Bree Ab-der Ruh-heem
Kihei Clark	Key-Hey
Francisco Caffaro	Cuh-FAR-oh
Sam Hauser	How-Zer
Casey Morsell	More-SELL
Tomas Woldetensae	Thomas Wool-duh-TEN-sigh



VS.



[22/21] VIRGINIA CAVALIERS (5-2, 1-0 ACC)

Head Coach: Tony Bennett (Green Bay, 1992)

Virginia: 282-98 (12th season), Career: 351-131 (15th season)

WAKE FOREST DEMON DEACONS (3-1, 0-1 ACC)

Head Coach: Steve Forbes (Southern Arkansas, 1988)

Wake Forest: 3-1 (1st season), Career Record: 263-78 (6th season)

FOR OPENERS

- No. 22 Virginia (5-2, 1-0 ACC) hosts Wake Forest in its ACC home opener.
- The Cavaliers return to action after capturing their 13th straight ACC opener at Notre Dame (66-57) on Dec. 30.
- Junior point guard Kihei Clark is averaging 14.5 points and 4.0 assists the past four games.

ALL-TIME VS. WAKE FOREST

- Virginia is 68-70 all-time vs. Wake Forest, including a 41-21 mark in Charlottesville, in the series that dates back to 1910-11.
- UVA has won eight straight and nine of the last 10 meetings in the series, including a 65-63 overtime win road win in 2019-20.
- The Cavaliers have scored 65 or more points in six of their last eight games (all wins) vs. the Demon Deacons.
- UVA has won the last five meetings between the teams in Charlottesville.
- Tony Bennett is 9-4 vs. Wake Forest as head coach at Virginia.

HOW ARE THESE CAVALIERS?

- Kihei Clark, Sam Hauser and Jay Huff lead the Cavaliers into action against Virginia Tech.
- Clark, who has recorded 19 points in each of the past two games, is averaging 10.6 points and team-high 3.4 assists.
- Hauser leads the team in scoring (12.9 ppg) and rebounding (6.4 rpg), and is shooting 48.6 percent from the field and 37.1 percent from 3-point range (13 of 35).
- Huff leads the team in blocked shots (2.4 bpg) and is second in scoring (11.7 ppg) and rebounding (6.0 rpg).
- Trey Murphy III (11.1 ppg) leads the team in 3-pointers (16) and 3-point percentage (51.6%).
- Reece Beekman has 14 assists and team-high nine steals.
- Justin McKoy has started four games and is averaging 4.9 points and 3.4 rebounds.
- Casey Morsell (5.7 ppg), Tomas Woldetensae (36.4% 3FG) and Kody Statmann (4.7 ppg, 2.3 rpg) have shared minutes on the perimeter, while Kadin Shedrick (3.7 ppg & 3.3 rpg) has averaged 10.3 minutes off the bench in the frontcourt.

UVA RANKED NO. 22 IN LATEST AP POLL

- Virginia is ranked No. 22 in the latest Associated Press poll.
- UVA was ranked No. 4 in both preseason polls, marking its third AP preseason top-5 ranking in school history (No. 1 in 1982-83 and No. 5 in 2018-19).
- UVA has been ranked in the top 25 in the preseason rankings in nine of the past 10 seasons.
- UVA has been ranked in the top 25 of the AP poll for nine straight weeks over the past two seasons.

LAST TIME VS. THE DEMON DEACONS

- Tomas Woldetensae drilled a career-high seven 3-pointers en route to 21 points as Virginia defeated Wake Forest 65-63 in overtime on Jan. 26, 2020.
- Mamadi Diakite added 16 points and Kihei Clark contributed 13 points, eight rebounds and a game-high seven assists for UVA.
- Andrien White had 21 points for Wake Forest, including three free throws with 1.7 seconds left in regulation to send the game to overtime.
- UVA outrebounded Wake Forest 42-39 and shot 36.5 percent.
- Key added a game-high 11 rebounds for his third double-double.
- The Cavaliers shot 42.9 percent from the field and outrebounded the Hokies 34-23.

LAST TIME OUT

- Kihei Clark tallied 19 points and five assists to lead No. 23 Virginia to a 66-57 win at Notre Dame on Wednesday, Dec. 30.
- Sam Hauser added 13 points and team-high 10 rebounds, and Jay Huff chipped in 15 points and five rebounds as the Cavaliers won their 13th straight ACC opener.
- Justin McKoy added six points and six rebounds as UVA overcame a game-high 28 points from Notre Dame's Nate Laszewski.
- UVA shot 46.6 percent from the field and outrebounded the Fighting Irish 35-31, and committed a season-low five turnovers.

GETTING OFFENSIVE IN 2020

- UVA has scored 70 or more points in five of its seven games and its 73.3 points per game are most under Tony Bennett, and best since 76.8 ppg in 2007-08.
- The Cavaliers scored 70 or more points twice last season (78 vs. Boston College and 73 vs. Louisville).
- UVA's 89 points against Towson were its most since scoring 100 against Marshall during the 2018-19 season.
- UVA ranks 15th nationally in free throw percentage (78.4%) and 34th in field goal percentage (49.1%). Both marks rank first in the Bennett era at UVA.

THERE'S NO PLACE LIKE HOME

- Virginia is 198-45 (.815), including a 3-0 mark in 2020-21, in 15 seasons at John Paul Jones Arena.
- UVA was 14-3 at JPJ in 2019-20 and is 159-29 (.846), including a 125-14 (.899) mark the past nine seasons, under Bennett.
- Virginia is an ACC-leading 65-8 (.890) in league home games over the past eight seasons. Duke is second at 64-9 (.877).
- UVA has won 11 or more home games for 11 straight seasons.

VIRGINIA'S STARTING LINEUP AT NOTRE DAME (12/30/20)

Pos.	No.	Player (Hometown)	Yr.	Ht.	Wt.	PPG	RPG	NOTES
G	0	Kihei Clark (Woodland Hills, Calif.)	Jr.	5-9	160	10.6	3.4(a)	Season-high 19 pts in past two games; 297 career assists
G	13	Casey Morsell (Fort Washington, Md.)	So.	6-3	196	5.7	1.4	Started 3 games; 8 pts vs. Gonzaga, 6+ pts in last 3 games
G	25	Trey Murphy III (Durham, N.C.)	Jr.	6-9	206	11.1	3.3	21 pts vs. Towson; Leads team in 3's (16) and 3FG% (51.6%)
F	10	Sam Hauser (Stevens Point, Wis.)	R-Sr.	6-8	218	12.9	6.4	Double figures in 6 games; 1,372 career points
F	30	Jay Huff (Durham, N.C.)	R-Sr.	7-1	240	11.7	6.0	70.2% (33-47) FGs; 33 multi-block games (6 in 20-21)
OFF THE BENCH								
G	53	Tomas Woldetensae (Bologna, Italy)	Sr.	6-5	197	4.9	1.3(a)	Career-best 4 assts vs. SFU; led UVA with 52 3's in 2019-20
F	4	Justin McKoy (Cary, N.C.)	So.	6-8	215	4.9	3.4	Career highs in pts (11) and rebs (6) vs. SF; 6p, 6r at UND
G	2	Reece Beekman (Baton Rouge, La.)	Fr.	6-3	174	4.1	2.3	Started 3 games; Leads team w/9 steals
F	21	Kadin Shedrick (Raleigh, N.C.)	R-Fr.	6-11	216	3.7	3.3	Career-best 12p & 8r vs. SFU & 10p, 7r vs. W&M

VIRGINIA HEAD COACH TONY BENNETT

- Three-time National and four-time ACC Coach of the Year Tony Bennett has a 282-98 (.742) mark in 12 seasons at Virginia and 351-131 (.728) career mark in 15 seasons.
- Bennett led the Cavaliers to their eighth straight season with 23 or more wins in 2019-20.
- In 2018-19, Bennett led the Cavaliers to their first NCAA national championship, a share of their ninth ACC regular-season title and school-record 35 wins.
- Bennett became the 80th active Division I head coach to win his 300th career game against Marshall on Dec. 31, 2018.
- Bennett was named the USBWA Henry Iba National Coach of the Year for the third time in 2018 to rank second all-time behind legendary John Wooden, who captured the award six times.
- He has led UVA to outright ACC regular-season and tournament championships in the same season two times (2014 and 2018).
- Bennett guided UVA to six straight NCAA Tournament appearances from 2014-19 for the first time in school history and has led UVA to 29 or more wins in five of the past seven seasons.
- Bennett is the sixth coach in ACC history to win at least three outright ACC regular-season titles (Frank McGuire, Vic Bubas, Dean Smith, Mike Krzyzewski and Roy Williams).
- Bennett has led UVA to a school-best 16 or more ACC wins in four of the last six seasons and a school-record eight straight seasons with 11 or more ACC wins.
- He has led UVA to a school-best nine straight 20-win seasons.
- Bennett guided UVA to a school-record 89 wins over three seasons two times (2014-16, 2017-19 & 2018-20).
- Bennett led UVA to nine consecutive postseason appearances (2012-19) and six consecutive NCAA tournaments (2014-19).
- Bennett led the Cavaliers to 30 wins in back-to-back seasons two times (2014-2015 and 2018-19).
- UVA is 137-58 (.703) in ACC play (77-20 at home & 60-38 away), 159-29 (.846) at home and 145-40 (.784) in non-conference action (82-7 at JPJ) under Bennett.
- Bennett ranks fifth all-time in winning percentage at .703, among ACC head coaches with 100 or more ACC regular-season wins.

TRANSFERS MAKING IMMEDIATE IMPACT

- Transfers Sam Hauser and Trey Murphy III have made immediate impacts for the Cavaliers in 2020-21.
- Hauser, who played three seasons at Marquette, leads UVA in scoring (12.9 ppg) and rebounding (6.4 rpg).
- Hauser has reached double figures in six games, including a season-high 19 points against Towson and 18 vs. Kent State.
- Murphy III transferred to Virginia from Rice after the 2019-20 season and received his NCAA waiver on Nov. 24.
- Murphy III had a game-high 21 points in his UVA debut, recording his eighth career 20-point effort and tying a career-high with six 3-pointers off the bench.
- Murphy III, who has reached double figures in four games, led the Cavaliers with 15 points vs. William & Mary.
- Murphy leads UVA in 3-point shooting at 51.6 percent (16 of 31).

OUR DEFENSE NEVER RESTS

- UVA has limited six of its seven opponents to 64 or fewer points in 2020-21.
- The Cavaliers are limiting their foes to 60.7 points (22nd nationally) and eight shot clock violations.
- In 2019-20, UVA captured its sixth NCAA scoring defense title after limiting opponents to 52.4 points per game.
- UVA limited 12 opponents to fewer than 50 points, one opponent (Duke) to 50 points and four foes to fewer than 40 points.
- The Cavaliers limited five opponents (Syracuse, JMU, Columbia, Maine and Virginia Tech) to fewer than 50 points, 29 percent or less field goal shooting and 29 percent or less 3-point shooting.
- UVA held 23 opponents below 41 percent from the field.
- The Cavaliers forced 27 shot clock violations and outrebounded 22 opponents.
- Bennett-coached teams have led the nation in scoring defense seven times and finished in the top-five nationally in 11 of 14 seasons.

VIRGINIA PICKED FIRST IN THE ACC

- Virginia was selected first in the ACC Operation Basketball 2020-21 Preseason Poll.
- The Cavaliers were named the Preseason ACC favorite for the first time since 1982-83 and second time in the 52-year history of the league poll.
- Virginia was followed Duke, Florida State, North Carolina and

NATIONAL DEFENSIVE POINTS PER GAME RANKINGS UNDER TONY BENNETT

Year	School	Pts/Gm	Rank
2006-07	Washington State	59.5	17th
2007-08	Washington State	56.4	3rd
2008-09	Washington State	55.4	1st
2009-10	Virginia	63.6	54th
2010-11	Virginia	62.4	36th
2011-12	Virginia	54.2	2nd
2012-13	Virginia	55.6	5th
2013-14	Virginia	55.7	1st
2014-15	Virginia	51.5	1st
2015-16	Virginia	60.1	2nd
2016-17	Virginia	56.4	1st
2017-18	Virginia	54.0	1st
2018-19	Virginia	56.1	1st
2019-20	Virginia	52.4	1st
2020-21	Virginia	60.7	22nd

Louisville in the top five.

- ACC preseason voters selected Syracuse sixth, followed by Miami, NC State, Georgia Tech and Clemson. Virginia Tech was picked 11th, while Notre Dame, Pitt, Boston College and Wake Forest rounded out the voting.
- The Cavaliers have finished at or higher than their predicted finish in 11 of the last 12 seasons.

HAUSER AND CLARK EARN PRESEASON ALL-ACC HONORS

- Sam Hauser was named to the preseason All-ACC first team, while Kihei Clark was named to the second team.
- Hauser was joined on the first team by preseason ACC Player of the Year Garrison Brooks (North Carolina), Scottie Barnes (Florida State), Jalen Johnson (Duke), Amir Simms (Clemson) and Chris Lykes (Miami).
- Clark was joined on the preseason All-ACC second team by David Johnson (Louisville), Jose Alvarado (Georgia Tech), M.J. Walker (Florida State) and Wendell Moore Jr. (Duke).

RECORDS WATCH

- Jay Huff ranks seventh at UVA in career blocked shots with 117.
- Huff needs 10 blocked shots to pass Kris Hunter (126 blocked shots from 1997-99) for sixth on the list.
- Huff leads the Cavaliers with 17 blocked shots and his 61 blocked shots in 2019-20 led the team and rank seventh on UVA's all-time single-season list.
- Huff has 33 career multi-block games, including 16 last season and five this season.

No.	Name	Career Blocks
1.	Ralph Sampson (1980-83)	462
2.	Mamadi Diakite (2017-20)	156
3.	Chris Alexander (1993-96)	148
4.	Isaiah Wilkins (2015-18)	141
5.	Travis Watson (2000-03)	130
6.	Kris Hunter (1997-99)	126
7.	Jay Huff (2017-present)	117
8.	Jason Clark (2002-05)	112
9.	Assane Sene (2009-12)	108
10.	Steve Castellani (1976-79)	108

ABOUT THE 2020-21 SCHEDULE

- Six of Virginia's opponents are ranked in the latest AP Top-25 poll (Gonzaga, Virginia Tech, Clemson, Duke, Michigan State and Florida State), while Louisville, NC State and Syracuse received votes.

WATCH ME NOW

- Kihei Clark (Bob Cousy Award), Sam Hauser (Julius Erving Award) and Jay Huff (Kareem Abdul-Jabbar Award) were named to Naismith Memorial Basketball Hall of Fame preseason award top-20 watch lists.
- The Cousy Award honors the nation's top point guard, while the Erving Award honors the top small forward and Abdul-Jabbar the top center.
- Clark was named to the Cousy Award top-20 watch list last season.
- Hauser was one of 50 players named to the preseason watch list for the 2021 Jersey Mike's Naismith Trophy Watch List for Men's Player of the Year.
- Hauser was one of 20 players named to the preseason watch list for the 2021 NABC Division I Player of the Year.
- Hauser was one of 50 players named to the preseason watch list for the 2021 Wooden Award, honoring the nation's top player.



HEAD COACH TONY BENNETT

PERSONAL

Birthdate: June 1, 1969
Birthplace: Clintonville, Wis.

Family: wife, Laurel; daughter, Anna; son, Eli

EDUCATION

College: Green Bay, 1992

COACHING EXPERIENCE

1999-00	Wisconsin (staff volunteer)
2000-01	Wisconsin (assistant coach)
2003-04	Washington State (assistant coach)
2004-06	Washington State (associate head coach)
2006-09	Washington State (head coach)
2009-	Virginia (head coach)

THE BENNETT RECORD

Year	School	Record (Conf)	Postseason
2006-07	Washington St.	26-8 (13-5)	NCAA 2nd Round
2007-08	Washington St.	26-9 (11-7)	NCAA Sweet 16
2008-09	Washington St.	17-16 (8-10)	NIT 1st Round
2009-10	Virginia	15-16 (5-11)	
2010-11	Virginia	16-15 (7-9)	
2011-12	Virginia	22-10 (9-7)	NCAA 2nd Round
2012-13	Virginia	23-12 (11-7)	NIT Quarterfinals
2013-14	Virginia	30-7 (16-2)	NCAA Sweet 16
2014-15	Virginia	30-4 (16-2)	NCAA Third Round
2015-16	Virginia	29-8 (13-5)	NCAA Elite Eight
2016-17	Virginia	23-11 (11-7)	NCAA 2nd Round
2017-18	Virginia	31-3 (17-1)	NCAA 1st Round
2018-19	Virginia	35-3 (16-2)	NCAA Champions
2019-20	Virginia	23-7 (15-5)	N/A
2020-21	Virginia	5-2 (1-0)	
Total	15 seasons	351-131	
Virginia	12 seasons	282-98	

BENNETT VS. 2020-21 OPPONENTS

Opponent	Career	Virginia
Boston College	9-4	9-4
Clemson	11-3	11-3
Duke	4-11	4-11
Florida State	9-9	9-9
Georgia Tech	13-2	13-2
Gonzaga	2-2	0-1
Kent State	1-0	1-0
Louisville	11-2	11-2
Miami	9-6	9-6
Michigan State	0-2	0-2
North Carolina	11-8	11-7
NC State	13-3	13-3
Notre Dame	11-1	10-1
Pitt	9-2	9-1
Saint Francis (Pa.)	1-0	1-0
San Francisco	0-1	0-1
Syracuse	7-3	7-3
Towson	3-0	3-0
Villanova	1-1	1-1
Virginia Tech	16-6	16-6
Wake Forest	9-4	9-4
William & Mary	4-0	4-0

NATIONAL RANKINGS

ASSOCIATED PRESS (Jan. 4)

1	Gonzaga (63)	10-0	1599
2	Baylor (1)	9-0	1537
3	Villanova	8-1	1453
4	Texas	8-1	1415
5	Iowa	9-2	1298
6	Kansas	8-2	1224
7	Creighton	8-2	1140
8	Wisconsin	9-2	1085
9	Tennessee	7-1	1076
10	Michigan	9-0	1039
11	Houston	8-1	977
12	Illinois	8-3	878
13	Missouri	7-1	747
14	West Virginia	8-3	706
15	Rutgers	7-2	703
16	Minnesota	10-2	559
17	Oregon	8-1	545
18	Texas Tech	8-3	445
19	Virginia Tech	8-1	411
	Clemson	8-1	411
21	Duke	3-2	280
22	Virginia	5-2	258
23	Saint Louis	7-1	133
	Michigan State	7-3	133
25	Florida State	5-2	120

Others receiving votes: Florida 110, **Louisville 103**, Ohio State 96, Northwestern 86, Oklahoma State 68, Arizona 25, Colorado 19, BYU 18, Drake 17, **NC State 16**, Oklahoma 15, Arkansas 14, Seton Hall 11, UCLA 6, Xavier 5, UConn 4, San Diego State 4, LSU 3, Boise State 3, Alabama 2, Indiana 2, **Syracuse 1**

USA TODAY COACHES (Jan. 4)

1	Gonzaga (29)	10-0	797
2	Baylor (3)	9-0	771
3	Villanova	8-1	726
4	Texas	8-1	694
5	Creighton	8-2	587
6	Kansas	8-2	583
7	Iowa	9-2	575
8	Tennessee	7-1	541
9	Michigan	9-0	529
10	Wisconsin	9-2	524
11	Houston	8-1	464
12	Illinois	8-3	435
13	Missouri	7-1	387
14	Rutgers	7-2	351
15	Oregon	8-1	320
16	West Virginia	8-3	314
17	Minnesota	10-2	289
18	Clemson	8-1	235
19	Texas Tech	8-3	197
20	Virginia Tech	8-1	151
21	Virginia	5-2	108
22	Florida State	5-2	104
23	Saint Louis	7-1	87
24	Duke	3-2	85
25	Louisville	7-1	69

Others receiving votes: Northwestern 64, Florida 62, **Michigan State 59**, Ohio State 58, Oklahoma State 50, UCLA 42, Drake 30, San Diego State 22, Arkansas 13, **NC State 11**, Boise State 11, Colorado 11, Xavier 10, UConn 10, Seton Hall 6, Saint Mary's 5, Oklahoma 3, Alabama 2, Tulsa 2, Colorado State 2, USC 2, SMU 1, Loyola Chicago 1

2020-21 Opponents in Bold

2019-20 IN REVIEW

- Virginia finished the season with a 23-7 overall record and tied for second in the ACC with a 15-5 record.
- The 2020 ACC and NCAA tournaments were canceled due to the coronavirus.
- The Cavaliers won 23 or more games for the eighth consecutive season.
- UVA won 15 or more league games for the third straight season and fifth overall.
- UVA finished the season on an eight-game winning streak.
- The Cavaliers captured the Air Force Reserve Tip-Off Tournament title with a 48-45 win over Arizona State on Nov. 24 and have captured seven straight November tournament championships (Emerald Coast Classic, Charleston Classic, Barclays Center Classic, Corpus Christi Challenge, NIT Season Tip-Off, Battle 4 Atlantis and Air Force Reserve Tip Off Tournament).

HOLDING FOES UNDER 50

- UVA is 1-0 when limiting opponents to fewer than 50 points (12-0 in 2019-20).
- In 2019-20, UVA had four wins when scoring fewer than 50 points for the first time since accomplishing the feat seven times in 1944-45.
- UVA is 100-2 when achieving the mark in the Tony Bennett era.
- Bennett-coached teams are 125-3 when holding opponents to fewer than 50 points (25-1 in three years at Washington State).
- UVA is 27-0 when limiting opponents to fewer than 40 points under Bennett.

THE ELECTRIC 70s AND AWESOME 80s

- Virginia is 4-1 when scoring 70 or more points in 2020-21.
- UVA is 130-10 when scoring at least 70 under Tony Bennett.
- UVA scored 89 points in its season opener vs. Towson and is 36-1 when scoring 80 or more points under Bennett with its lone loss a 93-81 decision at North Carolina in 2012-13.
- UVA was 1-1 when scoring 70 or more points in 2019-20 after scoring 80 or more in nine games in 2018-19.
- Bennett was 4-0 when scoring 80+ points at Washington State.
- UVA scored 100 points against Marshall (2018-19) for the first time under Tony Bennett and added 97 points against Coppin State.
- UVA is 4-0 all-time when scoring 90 or more points under Bennett.

UVA VS. RANKED OPPONENTS

- UVA is 0-1 vs. ranked opponents, dropping a 98-75 decision to top-ranked Gonzaga.
- The Cavaliers were 4-2 against ranked opponents in 2019-20 (1-2 vs top-5 foes and all six are top-10 foes).
- UVA is 46-37 against ranked opponents in the Tony Bennett era.
- UVA's 11 ranked wins in 2018-19 marked a school record.
- UVA is 159-332 vs. ranked opponents since 1953-54.
- UVA is 1-31 all-time vs. No. 1-ranked opponents (86-73 win vs. No. 1 North Carolina on Jan. 30, 1986).

MURRAY SIGNS WITH CAVALIERS

- Virginia signed guard Taine Murray (Auckland, New Zealand/ Rosmini College) to a National Letter of Intent on Nov. 11.
- The 6-5, 200-pound Murray helped Rosmini College High School to an 82-14 record from 2017-19.
- Murray competed for Auckland of the New Zealand NBL in 2019-20, averaging 18 points, 4.0 rebounds and 3.0 assists.

CAVALIERS IN THE NBA

- Malcolm Brogdon (Indiana), Joe Harris (Brooklyn), De'Andre Hunter (Atlanta), Ty Jerome (Oklahoma City), Mike Scott (Philadelphia), Justin Anderson (Philadelphia), Devon Hall (Oklahoma City) and Kyle Guy (Sacramento) are former Cavaliers who played in the NBA in 2019-20.
- Anthony Gill (Washington) made his NBA debut in 2020-21, while Mamadi Diakite (Milwaukee) is on a two-way contract.
- In addition, Dallas head coach Rick Carlisle is a Virginia alum who helped the Cavaliers to an NCAA Final Four in 1984.

ON THE HORIZON

- No. 22 Virginia travels to Boston College on Saturday, Jan. 9. Tipoff at Conte Forum is set for 2 p.m. on ACC Network and Virginia Sports Radio Network.

2020-21 UNIVERSITY OF VIRGINIA CAVALIERS

No.	Name	Yr.	Pos.	Ht.	Wt.	Hometown/High School [Previous College]
0	Kihei Clark **	Jr.	G	5-9	160	Woodland Hills, Calif./Taft Charter
1	Jabri Abdur-Rahim	Fr.	G	6-7	214	South Orange, N.J./Blair Academy
2	Reece Beekman	Fr.	G	6-3	174	Baton Rouge, La./Scotlandville Magnet
4	Justin McKoy *	So.	F	6-8	215	Cary, N.C./Panther Creek
5	Jayden Nixon **	Jr.	G	6-3	187	Charlottesville, Va./Choate Rosemary Hall (Conn.)
10	Sam Hauser	R-Sr.	F	6-8	218	Stevens Point, Wis./SPASH/Marquette
11	Malachi Poindexter	Fr.	G	6-2	193	Mineral, Va./St. Anne's-Belfield School
12	Chase Coleman *	So.	G	5-9	157	Norfolk, Va./Maurry
13	Casey Morsell *	So.	G	6-3	196	Fort Washington, Md./St. John's College
21	Kadin Shedrick	R-Fr.	F	6-11	216	Raleigh, N.C./Holly Springs
22	Francisco Caffaro *	R-So.	C	7-0	250	Sante Fe, Argentina/NBA Global Academy
23	Kody Statmann **	Jr.	G	6-7	204	Bentley Park, Queensland/St. Augustine's College
24	Austin Katstra ***	Sr.	F	6-6	237	Charlottesville, Va./Albemarle
25	Trey Murphy III %	Jr.	G	6-9	206	Durham, N.C./Cary Academy/Rice
30	Jay Huff ***	R-Sr.	F	7-1	240	Durham, N.C./Voyager Academy
33	Carson McCorkle	Fr.	G	6-3	184	Greensboro, N.C./Greensboro Day School
53	Tomas Woldetensae *	Sr.	G	6-5	196	Bologna, Italy/Indian Hills CC (Iowa)

Head Coach: Tony Bennett (Green Bay '92/12th season)

Associate Head Coach: Jason Williford (Virginia '95/12th season)

Assistant Coach: Orlando Vandross (American International College '92/sixth season)

Assistant Coach: Brad Soderberg (UW-Stevens Point '85/sixth season)

Director of Recruiting/Player Development: Kyle Getter (Hanover College '01/third season)

Director of Scouting/Recruiting: Larry Mangino (Montclair State '83/fifth season)

Director of Player Personnel: Johnny Carpenter (Virginia '13/sixth season)

Associate AD for Basketball Administration/Operations: Ronnie Wideman (Washington State '06/12th season)

Strength and Conditioning Coach: Mike Curtis (Virginia '98/12th season)

Associate AD / Head Athletic Trainer: Ethan Saliba (Kansas '79/37th season)

Assistant AD for Public Relations: Erich Bacher (UW-Stevens Point '92/ninth season)

MEDIA INFORMATION

Credential Requests

- Requests for credentials may be directed via email to Erich Bacher (bacher@virginia.edu) .
- No season credentials will be issued for the 2020-21 season.
- Photo/video credentials will be issued to only the pool photographer and videographer, and each teams' designated two social media members.
- All credentials will be distributed on a game-by-game basis.
- To the extent possible with severe space limitations, priority will be given to media outlets based upon those which have regularly participated in UVA news conferences, the reach of the entity and the history of coverage.

Media Parking

- Media parking for the 2020-21 season will be in the John Paul Jones Arena garage.
- There is no tailgating in University parking lots on game day.

Health and Safety Protocols

- Acceptance of a credential acknowledges and assumes risks associated with the COVID-19 pandemic and the bearer agrees not to use the credential in the event that he or she is sick or symptomatic.
- Temperature checks will be administered upon entry at the Media Will Call (second level of John Paul Jones Arena garage) on site and individuals must affirm that they do not feel ill or have been in contact with an individual who has the COVID-19 virus before they can receive a credential.
- A mask must be worn at all times at John Paul Jones Arena. Media representatives must bring their own mask that fully covers their nose and mouth, plus any other personal protective equipment they wish to use.

Media Entry/Will Call

- Game credentials will be distributed at Media Will Call (second level of John Paul Jones Arena garage).
- Media Will Call opens 60 minutes prior to tipoff.
- Credentials allow access to the press seating in section 107 only and do not provide access to the court, JPJ press room, stands, suites or other arena areas.
- If you have been approved for a credential and cannot attend, you must alert Erich Bacher so the space may be reassigned.

Press Seating

- Individuals must sit in their assigned seat in section 107.
- Seats will be properly distanced and place cards may not be moved.
- Statistics will be available online at VirginiaSports.com.
- To the greatest extent practicable, everyone must adhere to physical distancing guidelines (at least six feet apart) while moving within the press box and must wear a mask.

Press Seating Hours

- Press seating operations will open 60 minutes prior to the start of the game and close one hour after its conclusion.

Digital Notes

- Virginia will not provide printed game notes or media guides for the 2020-21 season.
- There will be no printed game notes or in-game statistics provided to the media.
- Copies of final game books will be available post-game and distributed in section 107.

Photographers/Videographers

- ACC operations permit one designated pool photographer & videographer with access to shoot the game from the baseline area.
- UVA will staff the pool positions for home basketball events. Bacher will provide media outlets access to a Box Folder that will include shared photos and video clips from the event.
- There will be no baseline access for any additional photographers/videographers per ACC protocols with the exception of the team's two social media team members.

Food & Drinks

- Box lunches and bottled water will be available at each assigned media seat.
- Please eat at your assigned seat.

Postgame Press Conferences

- Both teams will hold virtual post-game press conferences, possibly at the same time.
- UVA's post-game press conference will be by Zoom and media will have the opportunity to ask questions.
- Please mute yourself at the start and use the "raise hand" option if you have a question. The moderator will call on media for their questions.
- Access to post-game press conferences will be distributed pre-game.
- On-site media in the press seating in section 107 are encouraged to bring and use headphones for postgame availability to help ensure quality audio and avoid potential echoes.

UVA Game-by-Game Box Folders

- Links to game-by-game Box folders will be provided to the media prior to the game.
- The Box folders will contain postgame statistics, quotes and video from head coach/student-athletes' Zoom press conferences

StatBroadcast

- UVA live stats are available on StatBroadcast. Links are available at VirginiaSports.com
- No password is required to access UVA's live stats.

Radio Seating

- Home and visiting radio seating will be in section 107.
- Radio seats will be limited to three individuals for both home and visiting radio.
- Radio seating will include a stats monitor and television monitor feed.

UVA'S RECORD UNDER TONY BENNETT WHEN..

	All	2020-21
Leading at the half	224-26	5-1
Trailing at the half	49-67	0-1
Tied at the half	9-5	0-0
Playing Overtime	10-10	1-0
Shooting 50% or better	110-9	3-0
Shooting between 40-49.9%	133-36	2-2
Shooting less than 40%	39-53	0-0
Opponents shoot 50% or better	20-27	0-1
Opponents shoot less than 50%	262-71	5-1
UVA outrebounds its opponent	203-32	5-1
Opponent outrebounds UVA	72-63	0-1
Teams are tied in rebounds	7-3	0-0
UVA has 10 or more steals	22-3	0-0
UVA shoots 70% FT or better	171-51	4-2
UVA shoots less than 70% FT	111-47	1-0
Scoring less than 50 points	10-16	0-0
Scoring 50-59 points	41-39	0-0
Scoring 60-69 points	101-32	1-1
Scoring 70-79 points	94-9	3-1
Scoring 80-89 points	32-1	1-0
Scoring more than 90 points	4-0	0-0
Allowing fewer than 50 points	100-2	1-0
Allowing fewer than 40 points	27-0	0-0
Playing in John Paul Jones Arena	160-29	3-0
Playing on the road	73-48	1-0
Playing on a neutral court	48-21	1-2
Game decided by 1-4 points	39-39	0-1
Game decided by 5-10 points	63-26	2-0
Game decided by 11+ points	178-33	3-1
Playing at night	191-66	2-0
Playing in the afternoon	91-32	3-2
Playing on Monday	26-12	0-0
Playing on Tuesday	48-8	2-0
Playing on Wednesday	46-13	2-0
Playing on Thursday	20-9	0-0
Playing on Friday	29-11	1-1
Playing on Saturday	77-35	0-1
Playing on Sunday	36-10	0-0
Playing in November	67-12	1-1
Playing in December	52-13	4-1
Playing in January	65-23	0-0
Playing in February	55-28	0-0
Playing in March	41-22	0-0
Playing in April	2-0	0-0

VIRGINIA IN THE POLLS

Date	AP	USA Today
Preseason	4	4
Nov. 30	15	N/A
Dec. 7	18	18
Dec. 14	17	16
Dec. 21	16	15
Dec. 28	23	24
Jan. 4	22	21

THE LAST TIME

VIRGINIA INDIVIDUALS

- **Scored 30 points:** Kyle Guy vs. Marshall (12/31/18)
- **Scored 40 points:** Sean Singletary (41) at Miami (3/1/08)
- **Two players with 20 points:** Tomas Woldetensae (27) and Kihei Clark (23) at Louisville (2/8/20)
- **Three players with 20 points:** Chris Williams (27), Roger Mason, Jr. (22) and Donald Hand (20) vs. Duke (1/5/00)
- **Four players with 20 points:** Chris Williams (23), Donald Hand (22), Adam Hall (21) and Travis Watson (20) vs. Georgetown (3/15/00)
- **A player with back-to-back 25-point games:** Joe Harris, 26 vs. Virginia Tech (2/12/13), 27 at North Carolina (2/16/13)
- **One player scored in double figures:** Mamadi Diakite (20) vs. Notre Dame (2/11/20)
- **No players scored in double figures:** vs. Florida (3/18/17)
- **Five players scored in double figures:** Kihei Clark (17), Braxton Key (17), Tomas Woldetensae (14), Jay Huff (14) and Mamadi Diakite (10) vs. Boston College (2/19/20)
- **Six players scored in double figures:** Sean Singletary (27), Adrian Joseph (13), Jamil Tucker (13), Mamadi Diane (12), Calvin Baker (11) and Laurynas Mikaluskas (11) vs. Maryland (3/9/08)
- **Seven players scored in double figures:** Cornel Parker (20), Junior Burrough (15), Ted Jeffries (14), Cory Alexander (13), Jason Williford (12), Yuri Barnes (11) and Doug Smith (11) vs. Clemson (1/13/93)
- **Had 15 rebounds:** Mike Tobey (16) vs. Tennessee State (11/25/14)
- **Had 20 rebounds:** Mike Tobey (20) vs. Louisville (3/5/16)
- **Had 25 rebounds:** Bob Mortell (25) vs. Washington & Lee (2/27/60)
- **Two players with 10 rebounds:** Mamadi Diakite (10) and Braxton Key (10) vs. Virginia Tech (1/4/20)
- **Three players with 10 rebounds:** Jay Huff (12), Kihei Clark (11) and Braxton Key (10) at Syracuse (11/6/19)
- **Double-Double:** Sam Hauser (13 points, 10 rebounds) at Notre Dame (12/30/20)
- **Two players had a double-double:** Mamadi Diakite (19 pts, 13 rebs) and Braxton Key (14 pts, 10 rebs) vs. JMU (11/10/19)
- **Three players had a double-double:** Jason Williford (10 pts, 15 rebs), Ted Jeffries (23 pts, 10 rebs), and Cornel Parker (11 pts, 11 rebs) at William & Mary (1/25/93)
- **Double-Double with points and assists:** Ty Jerome (15 points, 11 assists) at North Carolina (2/11/19)
- **Triple-Double:** Ralph Sampson (15 pts, 22 rebs, 10 blks) vs. Old Dominion (12/29/79)
- **Four Double-Doubles in a row:** Mike Scott [5] (27 pts, 15 rebs) vs. Oklahoma (11/23/10), (16 pts, 10 rebs) vs. Wichita State (11/24/10), (17 pts, 12 rebs) at Minnesota (11/29/10), (21 pts, 13 rebs) at Virginia Tech (12/5/10), (10 pts, 13 rebs) vs. Radford (12/7/10)
- **20 points and 20 rebounds:** Travis Watson (21 points, 20 rebounds) vs. Wofford (1/2/03)
- **20 points and 10 rebounds:** Kyle Guy (25 points, 10 rebounds) vs. Purdue (3/30/19)
- **10 assists:** Kihei Clark (13) vs. Navy (12/29/19)
- **5 blocked Shots:** Jay Huff (10) vs. Duke (2/29/20)
- **5 steals:** Ty Jerome (5) vs. Morgan State (12/3/18)
- **Led UVA in points, rebounds and assists:** Ty Jerome (21 points, 9 rebounds, 6 assists) vs. Auburn (4/6/19)
- **Hit a last second shot to win a game:** Kihei Clark at Virginia Tech (2/26/20) [3-pointer with 2.6 seconds left]
- **Played more than 40 minutes:** Kihei Clark (45) vs. Notre Dame (2/11/20)
- **Played 40 minutes:** Kihei Clark (45), Tomas Woldetensae (41) & Mamadi Diakite (40) vs. Notre Dame (2/11/20)

VIRGINIA TEAM

- **Won in Overtime:** 71-64 vs. Kent State (12/4/20)
- **Lost in Overtime:** 63-55 vs. Syracuse (1/11/20)
- **Played Two Overtimes:** at Virginia Tech, 80-78 2 OT (2/12/17)
- **Played Three Overtimes:** vs. Georgetown, L 115-111 (3/15/00)
- **Shot 70 percent for a half:** 70.4% (19-27) vs. Austin Peay - 1st Half (11/13/17)
- **Shot 60 percent in a game:** 60% (33-55) at Boston College (1/9/19)
- **Shot less than 30 percent in a game:** 29.5% (13-44) vs. VCU (12/9/18)
- **Shot 100 percent from the free throw line:** 100% (4-4) vs. Towson (11/25/20)
- **Shot 90 percent from the free throw line:** 91.7% (11-12) vs. Saint Francis (12/1/20)
- **Shot 70 percent from 3-point line:** 72% (18-25) at Syracuse (3/4/19)
- **Shot less than 30 percent in a half:** 28% (7-25) in 1st Half vs. San Francisco (11/27/20)
- **Shot less than 20 percent in a half:** 18.2% (4-22) in 1st Half vs. California (12/22/15)
- **Shot 55 percent or better and lost:** 58.5% (31-53) at North Carolina (2/16/13)
- **Shot 50 percent or better and lost:** 52.8% (28-53) at Duke (1/19/19)
- **Attempted 50 FTs:** 52 (made 34) vs. Howard (12/12/94)
- **Attempted 35 3-pointers:** 38 (11-38) vs. Va. Tech (2/10/18)
- **Did Not Attempt a FT:** 0 vs. Wisconsin (11/27/17)
- **Made 30 FTs:** 31 (31 of 36) vs. Tennessee (3/18/07)
- **Made 15 3-pt FGs:** 15 vs. Towson (11/25/20)
- **Failed to make a 3-pt FG:** vs. St. Francis Brooklyn (11/15/16)
- **Had 50 rebounds:** 50 vs. JMU (11/10/19)
- **Had 25 assists:** 26 vs. Iowa State (3/25/16)
- **Had 15 steals:** 16 vs. NC State (2/24/08)
- **Had 10 blocks:** 11 vs. Norfolk State (11/16/14)
- **Scored 50 pts in a half:** 50 vs. Marshall, 2nd half (12/31/18)
- **Scored 60 pts in a half:** 60 vs. Gonzaga, 1st half (1/3/07)
- **Scored 70 pts in a half:** 70 vs. Coastal Carolina, 2nd half (11/20/00)
- **Scored 100 pts (ACC):** 103 vs. Maryland (1/16/07)
- **Scored 100 pts (non-conf):** 100 vs. Marshall (12/31/18)
- **Scored under 20 pts in 1st half:** 17 at Purdue (12/4/19)
- **Scored under 20 pts in 2nd half:** 19 at No. Carolina (2/18/17)
- **Scored under 50 pts in a game:** 40 at Purdue (12/4/20)
- **Defeated top-5 opponent:** 61-56 vs. #5 Florida State (1/28/20)
- **Defeated top-5 opponent on the road:** 65-63 at #4 Duke (1/27/18)
- **Defeated top-ranked opponent:** 86-73 vs. #1 North Carolina (1/30/86)
- **Won when trailing by 16 points:** Trained 32-16 during 63-61 vs. Ohio State (11/30/16)
- **Won when trailing by 17 points:** Trained 31-14 during 61-58 overtime win vs. Maryland (3/10/13)

OPPONENT INDIVIDUALS

- **Scored 30 points:** Corey Kispert (32), Gonzaga (12/26/20)
- **Scored 35 points:** Carsen Edwards (42), Purdue (3/30/19)
- **Scored 40 points:** Carsen Edwards (42), Purdue (3/30/19)
- **Scored 50 points:** Len Chappell (50), Wake (2/12/62)
- **Two players with 20 points:** Corey Kispert (32) and Drew Timme (29) vs. Gonzaga (12/26/20)
- **Two players with 25 points:** Corey Kispert (32) and Drew Timme (29) vs. Gonzaga (12/26/20)
- **Three players with 20 points:** Jordan McRae (21), Jarnell Stokes (20), Josh Richardson (20), at Tennessee (12/30/13)
- **Two players with 30 points:** Trevor Powell (31) and Tony Smith (31), at Marquette (2/3/90)
- **No players scored in double figures:** Maine (11/27/19)
- **Five players scored in double figures:** Brandone Francis (17), Davide Moretti (15), Jarrett Culver (15), Tyler Edwards (12) and Matt Mooney (10) vs. Texas Tech (4/8/19)
- **Six players scored in double figures:** C.J. Harris (15), Ari Stewart (12), Travis McKie (12), J.T. Terrell (11), Ty Walker (11), Gary Clark (10), at Wake Forest (1/29/11)
- **Seven players scored in double figures:** Stanley Burrell (15), Drew Lavender (13), C.J. Anderson (12), B.J. Raymond (12), Josh Duncan (11), Charles Bronson (11) and Jason Love (10), at Xavier (1/3/08)
- **Double-Double:** Jordan Nwora (18 points, 11 rebounds), Louisville (3/7/20)
- **Double-Double with points and assists:** Keifer Sykes (21 pts, 10 assts), at Green Bay (12/7/13)
- **Two players had a double-double:** Marvin Bagley III (30 pts, 14 rebs) & Wendell Carter Jr. (14 pts, 15 rebs), Duke (1/27/18)
- **Had 15 rebounds:** Amando Bacot (16), No. Carolina (2/20/20)
- **Had 20 rebounds:** Tim Duncan (23), Wake Forest (2/22/97)
- **Had 10 assists:** Keifer Sykes (10), at Green Bay (12/7/13)
- **5 Blocked Shots:** Gueye Mouhamadou (6), Stony Brook (12/18/19)
- **5 Steals:** Briante Weber (5), VCU (12/6/14)
- **Hit a last second shot to win a game:** Donte DiVincenzo, Villanova (12/31/16), tip-in at the end of regulation

OPPONENT TEAM

- **Shot less than 30 percent in a game:** 28% (14-50), William & Mary (12/22/20)
- **Shot less than 30 percent in a game (ACC):** 27.1% (13-48), Virginia Tech (1/4/20)
- **Shot 60 percent in a game:** 60.3% (35-58), vs. Gonzaga (12/26/20)
- **Shot 55 percent or better and lost:** 55.3% (26-47), Cleveland State (11/25/09)
- **Scored 100 pts:** 106, Washington (11/22/10)
- **Scored 90 pts in an ACC game:** 93, North Carolina (2/16/13)
- **Scored 60 pts in a half:** 60, at Miami, 2nd half (3/1/08)
- **Scored 50 pts in a half:** 53, vs. UMBC, 2nd half (3/16/18)
- **Scored 45 pts in the first half:** 48, Tennessee (12/30/13)
- **Scored under 10 pts in 1st half:** 7, at Pitt (2/24/18)
- **Scored under 20 pts in 1st half:** 14, William & Mary (12/22/20)
- **Scored under 20 pts in 2nd half:** 19, vs. Towson (11/25/20)
- **Scored under 40 pts in a game:** 39, vs. Virginia Tech (1/4/20)
- **Had 25 assists:** 27, at Xavier (1/3/08)
- **Had 15 steals:** 15, VMI (11/16/08)
- **Had 10 blocks:** 10 at Maryland (3/5/11)
- **Failed to make a 3-pt FG:** Georgia Tech (1/22/15)



Official Basketball Box Score -- Game Totals -- Final Statistics

Towson vs Virginia
11/25/20 1:30 pm at Montville, CT**Towson 54 • 0-1,0-0 CAA**

#	Player	Total		3-Ptr		Rebounds		PF	TP	A	TO	Blk	Stl	Min				
		FG-FGA	FG-FGA	FT-FTA	Off	Def	Tot											
22	Solomon Uyaelunmo	f	0-3	0-0	0-0	1	0	1	0	0	1	0	0	0	16			
32	Charles Thompson	f	1-2	0-0	0-0	0	0	0	2	2	0	0	0	0	20			
02	Zane Martin	g	3-9	0-4	0-0	0	2	2	0	6	3	3	0	0	24			
11	Jason Gibson	g	3-4	1-2	2-2	0	2	2	2	9	1	1	0	0	18			
25	Nicolas Timberlake	g	6-12	5-7	2-2	1	1	2	0	19	1	0	0	0	26			
01	Demetrius Mims		0-1	0-0	3-4	0	1	1	0	3	1	0	0	0	14			
03	Cam Allen		1-4	1-2	0-0	1	3	4	2	3	1	2	0	0	21			
05	Jakigh Dottin		1-1	0-0	2-2	0	3	3	0	4	0	2	0	0	14			
12	Juwan Gray		1-4	0-1	1-2	1	2	3	1	3	0	1	0	1	22			
15	Chris Caliguiran		0-1	0-0	0-0	0	0	0	0	0	0	0	0	0	2			
23	Derrick Jones Jr.		0-0	0-0	1-2	0	0	0	0	1	0	0	0	0	1			
24	Greg Cross		0-0	0-0	0-0	0	0	0	0	0	0	0	0	0	1			
34	Victor Uyaelunmo		1-7	0-0	0-0	3	3	6	2	2	1	0	0	0	17			
35	Chris Bieku		1-1	0-0	0-0	0	1	1	0	2	0	0	0	0	3			
Team						1	1	2			1				200			
Totals			18-49		7-16	11-14		7	19	26	9	54	9	10	0	1	3	
FG % 1st Half: 7-24		29.2%	2nd half: 11-25		44.0%	Game: 18-49		36.7%	Deadball									
3FG % 1st Half: 3-8		37.5%	2nd half: 4-8		50.0%	Game: 7-16		43.8%	Rebounds									
FT % 1st Half: 2-2		100.0	2nd half: 9-12		75.0%	Game: 11-14		78.6%									1	

Virginia 89 • 1-0,0-0 ACC

#		Player	Total		3-Ptr		Rebounds			PF	TP	A TO Blk Stl				Min	
			FG-FGA	FG-FGA	FT-FTA	Off	Def	Tot	A			TO	Blk	Stl			
04		Justin McKoy	f	1-4	0-0	0-0	0	5	5	0	2	3	0	0	0	22	
10		Sam Hauser	f	7-9	3-3	2-2	4	4	8	0	19	3	2	0	0	26	
30		Jay Huff	f	6-8	2-3	0-0	1	3	4	3	14	0	0	3	0	17	
00		Kihei Clark	g	3-6	0-0	1-1	0	0	0	1	7	3	1	0	0	26	
13		Casey Morsell	g	2-6	1-3	0-0	2	2	4	1	5	2	0	0	2	18	
01		Jabri Abdur-Rahim	g	1-2	1-2	0-0	0	0	0	1	3	0	0	0	0	4	
02		Reece Beekman	g	1-3	1-1	0-0	0	2	2	1	3	2	0	0	2	20	
05		Jayden Nixon	g	0-0	0-0	0-0	0	1	1	1	0	0	0	0	0	2	
11		Malachi Poindexter	g	0-1	0-1	0-0	0	0	0	0	0	0	0	0	0	2	
12		Chase Coleman	g	0-0	0-0	0-0	0	1	1	0	0	0	0	0	0	2	
21		Kadin Shedrick	g	1-2	0-0	0-0	0	0	0	1	2	1	0	2	1	10	
22		Francisco Caffaro	g	0-0	0-0	0-0	0	1	1	0	0	0	0	0	0	3	
23		Kody Statmann	g	4-5	0-1	0-0	0	2	2	1	8	0	0	0	0	12	
24		Austin Katstra	g	0-2	0-2	0-0	0	0	0	0	0	0	0	0	0	2	
25		Trey Murphy III	g	7-9	6-8	1-1	0	3	3	1	21	0	2	0	1	17	
33		Carson McCorkle	g	0-2	0-2	0-0	1	0	1	1	0	2	0	0	0	5	
53		Tomas Woldetensae	g	2-4	1-3	0-0	0	2	2	2	5	1	1	0	1	12	
		Team															
		Totals		35-63	15-29	4-4	8	26	34	14	89	17	6	5	7	200	
		FG % 1st Half: 16-30	53.3%	2nd half: 19-33		57.6%	Game: 35-63		55.6%	Deadball							
		3FG % 1st Half: 8-13	61.5%	2nd half: 7-16		43.8%	Game: 15-29		51.7%	Rebounds							
		FT % 1st Half: 2-2	100.0	2nd half: 2-2		100.0	Game: 4-4		100.0								

Officials: Chase Shaw,Anthony Eades,Ron Tyburski

Technical fouls: Towson-None. Virginia-None.

Attendance: 250

2020-21 Men's Basketball. Round: 0. Towson vs Virginia. Played at Mohegan Sun.

Score by periods	1st	2nd	Total
Towson	19	35	54
Virginia	42	47	89



Official Basketball Box Score -- Game Totals -- Final Statistics

Saint Francis (PA) vs Virginia
12/01/20 4:00 pm at Charlottesville, VA**Saint Francis (PA) 51 • 1-2,0-0 NEC**

		Total		3-Ptr	Rebounds												
##	Player	FG-FGA	FG-FGA	FT-FTA	Off	Def	Tot	PF	TP	A	TO	Blk	Stl	Min			
05	Myles Thompson	f	3-8	2-6	1-2	0	3	3	2	9	0	3	0	0	24		
42	Mark Flagg	f	5-8	0-0	1-2	0	4	4	0	11	0	0	0	1	23		
01	Zahree Harrison	g	0-2	0-1	3-4	0	3	3	1	3	5	2	0	0	31		
11	Maxwell Land	g	1-4	1-2	0-0	2	3	5	2	3	0	1	0	1	26		
24	Bryce Laskey	g	5-12	2-6	0-0	0	0	0	0	12	0	1	0	1	24		
03	Luke Ruggery	g	0-1	0-1	0-0	0	0	0	1	0	0	0	0	0	12		
04	Ronell Giles, Jr.	g	0-4	0-1	0-0	0	1	1	0	0	3	0	0	0	21		
22	Tyler Stewart	g	2-7	1-6	2-2	1	0	1	2	7	2	2	0	1	19		
23	A.J. Labriola	g	0-0	0-0	0-0	0	1	1	0	0	0	0	0	0	2		
31	Brad McCabe	g	1-1	1-1	0-0	0	0	0	0	3	0	0	0	0	2		
32	Jeriah Coleman	g	0-2	0-0	1-2	0	2	2	3	1	0	0	0	1	9		
33	Josh Cohen	g	1-1	0-0	0-1	0	1	1	1	2	0	0	0	0	7		
Team																	
Totals			18-50	7-24	8-13	5	20	25	12	51	10	10	0	5	200		
FG % 1st Half: 4-23		17.4%	2nd half: 14-27		51.9%	Game: 18-50		36.0%								Deadball	
3FG % 1st Half: 2-14		14.3%	2nd half: 5-10		50.0%	Game: 7-24		29.2%								Rebounds	
FT % 1st Half: 3-6		50.0%	2nd half: 5-7		71.4%	Game: 8-13		61.5%								3	

Virginia 76 • 2-1,0-0 ACC

		Total		3-Ptr		Rebounds											
##	Player	FG	FGA	FG-FGA	FT-FTA	Off	Def	Tot	PF	TP	A	TO	Blk	Stl	Min		
04	Justin McKoy	f	2-3	0-0	3-3	1	1	2	1	7	1	2	0	2	19		
10	Sam Hauser	f	5-7	1-3	0-0	0	6	6	1	11	0	0	0	0	18		
30	Jay Huff	f	6-7	0-1	1-2	2	3	5	1	13	0	0	3	0	14		
02	Reece Beekman	g	1-3	0-1	0-0	0	2	2	0	2	4	0	0	3	22		
53	Tomas Woldetensae	g	2-5	2-4	2-2	0	3	3	0	8	4	1	0	0	23		
00	Kihei Clark	g	0-2	0-1	0-0	0	0	0	2	0	3	3	0	0	15		
01	Jabri Abdur-Rahim	g	0-3	0-2	0-0	0	1	1	1	0	1	0	0	0	11		
11	Malachi Poindexter	g	0-1	0-1	0-0	0	0	0	0	0	0	0	0	0	1		
12	Chase Coleman	g	0-0	0-0	0-0	0	0	0	0	0	0	0	0	0	1		
13	Casey Morsell	g	3-6	1-3	0-0	0	0	0	1	7	2	1	0	0	15		
21	Kadin Shedrick	g	5-6	0-0	2-2	4	4	8	3	12	0	2	0	0	18		
22	Francisco Caffaro	g	0-1	0-0	0-0	0	0	0	0	2	0	0	0	0	6		
23	Kody Statmann	g	2-4	0-1	0-0	0	0	0	4	4	2	0	0	0	14		
24	Austin Katstra	g	0-1	0-0	0-0	0	1	1	0	0	0	0	0	0	1		
25	Trey Murphy III	g	3-7	1-4	3-3	1	3	4	3	10	1	0	0	0	17		
33	Carson McCorkle	g	1-2	0-1	0-0	0	2	2	0	2	0	0	0	0	5		
	Team					0	0	0									
Totals			30-58	5-22	11-12	9	29	38	15	76	18	9	3	5	200		
FG % 1st Half: 18-27		66.7%	2nd half: 12-31		38.7%	Game: 30-58		51.7%	Deadball Rebounds: 0								
3FG % 1st Half: 3-10		30.0%	2nd half: 2-12		16.7%	Game: 5-22		22.7%									
FT % 1st Half: 6-7		85.7%	2nd half: 5-5		100.0	Game: 11-12		91.7%									



Official Basketball Box Score -- Game Totals -- Final Statistics
William & Mary vs Virginia
 12/22/20 2:00 pm at Charlottesville, VA



William & Mary 40 • 2-3,0-0 CAA

#	Player	Total		3-Ptr		Rebounds			PF	TP	A TO Blk Stl				Min
		FG-FGA	FT-FTA	FG-FGA	FT-FTA	Off	Def	Tot			A	TO	Blk	Stl	
21	Quinn Blair	f	1-5	0-2	4-4	3	1	4	3	6	0	1	0	0	23
30	Mehkel Harvey	c	2-4	0-0	0-0	0	0	0	0	4	0	0	0	0	11
05	Yuri Covington	g	3-7	2-3	4-4	1	3	4	4	12	2	7	0	0	24
12	Luke Loewe	g	2-10	0-4	1-1	0	1	1	3	5	4	3	0	1	35
23	Connor Kochera	g	4-13	0-5	0-1	3	3	6	0	8	0	0	0	1	32
01	Jake Milkereit		1-7	1-3	0-0	0	1	1	0	3	0	0	0	0	21
10	Rainers Hermanovskis		0-0	0-0	0-0	0	0	0	0	0	0	0	0	0	9
11	Thornton Scott		0-0	0-0	0-0	0	0	0	1	0	0	1	0	1	13
15	Miguel Ayesa		0-0	0-0	0-0	0	0	0	0	0	0	0	0	0	3
24	Austin Washburn		0-0	0-0	0-0	0	0	0	0	0	0	1	0	0	3
35	Ben Wight		1-4	0-0	0-0	4	3	7	5	2	0	1	0	0	26
Team						3	3	6			3				
Totals			14-50	3-17	9-10	14	15	29	16	40	6	17	0	3	200
FG % 1st Half: 5-27		18.5%	2nd half: 9-23		39.1%	Game: 14-50		28.0%	Deadball						
3FG % 1st Half: 1-11		9.1%	2nd half: 2-6		33.3%	Game: 3-17		17.6%	Rebounds						
FT % 1st Half: 3-4		75.0%	2nd half: 6-6		100.0%	Game: 9-10		90.0%	1						

Virginia 76 • 4-1,0-0 ACC

#	Player	Total		3-Ptr		Rebounds			PF	TP	A TO Blk Stl				Min
		FG-FGA	FT-FTA	FG-FGA	FT-FTA	Off	Def	Tot			A	TO	Blk	Stl	
10	Sam Hauser	f	3-7	3-7	0-0	1	2	3	0	9	2	1	0	0	35
30	Jay Huff	f	4-7	1-2	0-0	2	2	4	1	9	1	1	3	1	17
00	Kihei Clark	g	3-6	0-1	0-0	0	2	2	1	6	4	1	0	2	34
25	Trey Murphy III	g	6-9	3-6	0-1	1	3	4	1	15	3	0	0	0	32
53	Tomas Woldetensae	g	1-4	1-4	2-2	0	2	2	2	5	0	0	0	1	16
01	Jabri Abdur-Rahim		0-0	0-0	2-2	0	1	1	1	2	0	0	0	1	5
02	Reece Beekman		3-6	0-1	0-0	0	2	2	0	6	4	0	0	1	11
04	Justin McKoy		1-3	0-2	1-2	0	1	1	1	3	1	0	0	0	7
05	Jayden Nixon		0-0	0-0	0-0	0	0	0	0	0	0	0	0	0	2
12	Chase Coleman		0-0	0-0	0-0	0	0	0	0	0	0	0	0	0	2
13	Casey Morsell		3-6	0-2	0-0	0	2	2	0	6	0	1	1	1	14
21	Kadin Shedrick		3-6	0-0	4-5	5	2	7	1	10	0	2	1	0	16
22	Francisco Caffaro		0-0	0-0	2-2	1	1	2	1	2	0	0	0	0	4
24	Austin Katstra		1-1	1-1	0-0	0	0	0	0	3	0	0	0	0	2
33	Carson McCorkle		0-0	0-0	0-0	0	0	0	0	0	1	0	0	1	3
Team						3	2	5			1				
Totals			28-55	9-26	11-14	13	22	35	9	76	16	7	5	8	200
FG % 1st Half: 15-27		55.6%	2nd half: 13-28		46.4%	Game: 28-55		50.9%	Deadball						
3FG % 1st Half: 4-13		30.8%	2nd half: 5-13		38.5%	Game: 9-26		34.6%	Rebounds						
FT % 1st Half: 2-3		66.7%	2nd half: 9-11		81.8%	Game: 11-14		78.6%	2						

Officials: Brent Hampton, Tim Clougherty, Tony Henderson
 Technical fouls: William & Mary-None. Virginia-None.
 Attendance: 250
 2020-21 Men's Basketball. Round: 0. Virginia vs William & Mary. Played at John

Score by periods	1st	2nd	Total
William & Mary	14	26	40
Virginia	36	40	76



Official Basketball Box Score -- Game Totals -- Final Statistics
Virginia vs Notre Dame
 12/30/20 6:00 pm at Notre Dame, IN



Virginia 66 • 5-2,1-0 ACC

#	Player	Total		3-Ptr		Rebounds			PF	TP	A TO Blk Stl				Min
		FG-FGA	FT-FTA	FG-FGA	FT-FTA	Off	Def	Tot			A	TO	Blk	Stl	
10	Sam Hauser	f	5-13	3-8	0-0	2	8	10	1	13	4	1	0	0	38
30	Jay Huff	f	7-9	1-3	0-0	0	5	5	4	15	1	2	1	0	24
00	Kihei Clark	g	7-12	2-4	3-6	0	3	3	0	19	5	0	0	0	38
13	Casey Morsell	g	2-9	1-3	1-2	0	2	2	3	6	1	0	1	2	27
25	Trey Murphy III	g	2-5	1-4	0-0	1	3	4	1	5	1	0	1	0	31
02	Reece Beekman		0-2	0-1	0-0	0	1	1	1	0	0	1	0	1	13
04	Justin McKoy		3-5	0-1	0-0	3	3	6	4	6	1	0	0	0	10
21	Kadin Shedrick		1-1	0-0	0-0	0	1	1	0	2	0	1	0	0	4
53	Tomas Woldetensae		0-2	0-2	0-0	0	1	1	1	0	1	0	0	0	15
Team						1	1	2							
Totals			27-58	8-26	4-8	7	28	35	15	66	14	5	3	3	200
FG % 1st Half: 13-29		44.8%	2nd half: 14-29		48.3%	Game: 27-58		46.6%	Deadball						
3FG % 1st Half: 3-12		25.0%	2nd half: 5-14		35.7%	Game: 8-26		30.8%	Rebounds						
FT % 1st Half: 1-2		50.0%	2nd half: 3-6		50.0%	Game: 4-8		50.0%	0						

Notre Dame 57 • 3-5,0-2 ACC

#	Player	Total		3-Ptr		Rebounds			PF	TP	A TO Blk Stl				Min
		FG-FGA	FT-FTA	FG-FGA	FT-FTA	Off	Def	Tot			A	TO	Blk	Stl	
14	Nate Laszewski	f	8-11	4-7	8-10	1	5	6	2	28	1	0	0	1	37
02	Trey Wertz	g	0-2	0-0	1-2	0	2	2	0	1	1	0	0	0	10
03	Prentiss Hubb	g	1-8	0-6	2-2	0	2	2	2	4	8	3	0	1	39
05	Cormac Ryan	g	0-4	0-3	0-0	2	2	4	3	0	0	2	0	1	29
23	Dane Goodwin	g	2-8	1-3	0-0	0	7	7	0	5	1	0	0	0	34
11	Juwan Durham		7-11	0-0	5-7	0	5	5	3	19	1	2	1	0	30
13	Nikola Djogo		0-1	0-1	0-0	0	4	4	1	0	1	0	0	0	21
Team						0	1	1							
Totals			18-45	5-20	16-21	3	28	31	11	57	13	7	1	3	200
FG % 1st Half: 7-22		31.8%	2nd half: 11-23		47.8%	Game: 18-45		40.0%	Deadball						
3FG % 1st Half: 2-9		22.2%	2nd half: 3-11		27.3%	Game: 5-20		25.0%	Rebounds						
FT % 1st Half: 8-11		72.7%	2nd half: 8-10		80.0%	Game: 16-21		76.2%	1						

Officials: Tommy Morrissey, Brian Dorsey, Bill Covington, Jr.
 Technical fouls: Virginia-None. Notre Dame-None.
 Attendance: 86
 2020-21 Men's Basketball. Round: 0. Notre Dame vs Virginia. Played at Purcell

Score by periods	1st	2nd	Total
Virginia	30	36	66
Notre Dame	24	33	57



Official Basketball Box Score -- Game Totals -- Final Statistics
Virginia vs Gonzaga
 12/26/20 3:00 pm at Fort Worth, TX



Virginia 75 • 4-2,0-0 ACC

		Total		3-Ptr	Rebounds										
#	Player	FG-FGA	FG-FGA	FT-FTA	Off	Def	Tot	PF	TP	A	TO	Blk	Stl	Min	
10	Sam Hauser	f	3-11	0-4	4-4	1	4	5	1	10	1	1	0	1	33
30	Jay Huff	f	4-5	1-1	0-0	4	2	6	4	9	0	2	3	0	13
00	Kihei Clark	g	7-14	1-3	4-4	0	2	2	1	19	4	6	0	0	33
02	Reece Beekman	g	1-2	1-1	0-2	0	2	2	2	3	4	3	0	0	29
53	Tomas Woldetensae	g	2-5	2-4	0-0	0	0	0	3	6	0	0	0	1	16
01	Jabri Abdur-Rahim		0-1	0-1	0-0	0	0	0	4	0	0	0	1	0	8
04	Justin McKoy		1-2	1-2	2-2	0	2	2	0	5	0	0	0	0	8
13	Casey Morsell		3-6	0-3	2-2	0	1	1	2	8	0	2	0	0	18
21	Kadin Shedrick		0-1	0-0	0-0	2	2	4	2	0	2	0	0	1	10
22	Francisco Caffaro		0-0	0-0	0-0	0	0	0	0	0	1	0	0	0	5
25	Trey Murphy III		5-7	4-6	1-2	0	3	3	1	15	2	1	0	1	27
Team						0	0	0							
Totals			26-54	10-25	13-16	7	18	25	20	75	14	15	4	4	200
FG % 1st Half: 12-26 46.2% 2nd half: 14-28 50.0% Game: 26-54 48.1% Deadball															
3FG % 1st Half: 4-12 33.3% 2nd half: 6-13 46.2% Game: 10-25 40.0% Rebounds															
FT % 1st Half: 3-4 75.0% 2nd half: 10-12 83.3% Game: 13-16 81.3% 1,1															

4 games from 2/6/10 vs. Wake Forest through 3/6/10 vs. Maryland



KIHEI CLARK

Guard • 5-9 • 160
Junior
Woodland Hills, Calif. • Taft Charter

2020-21 HIGHLIGHTS

- All-ACC Preseason Second Team
- Bob Cousy Award Watch List
- Scored 14 points, going 9-for-12 from the free throw line, vs. Kent State (12/4/20)
- Scored six points, dished out four assists and had a steal vs. William & Mary (12/22/20)
- Had 19 points and added four assists vs. Gonzaga (12/26/20)
- Tied season high with 19 points, five assists and three rebounds at Notre Dame (12/30/20)

2020-21 GAME-BY-GAME

Opponent	GP-GS	FG	3FG	FT	O-D	Reb	A	TO	Blk	Stl	PF	Min	Pts
Towson	1-1	3-6	0-0	1-1	0-0	0	3	1	0	0	1	26	7
San Francisco	2-2	1-5	0-2	7-10	0-2	2	2	3	0	1	2	32	9
Saint Francis	3-2	0-2	0-1	0-0	0-0	0	3	3	0	0	2	15	0
Kent State	4-2	2-4	1-1	9-12	0-1	1	3	1	0	0	1	38	14
William & Mary	5-3	3-6	0-1	0-0	2-2	2	4	1	0	2	1	34	6
Gonzaga	6-4	7-14	1-3	4-4	0-2	2	4	6	0	0	1	33	19
Notre Dame	7-5	7-12	2-4	3-6	0-3	3	5	0	0	0	0	38	19

CAREER HIGHS

Points	23 at Louisville (2/8/20)
FGs	8 at Louisville (2/8/20)
3FGs	4 at Louisville (2/8/20)
FTs	9 vs. Kent State (12/4/20)
Rebounds	11 at Syracuse (11/6/19)
Assists	13 vs. Navy (12/29/19)
Turnovers	9 at Florida State (1/15/20)
Blocks	1, 3x - last at Purdue (12/4/19)
Steals	3, 6x - last at Georgia Tech (1/18/20)
Minutes	45, 2x - last vs. Notre Dame (2/11/20)

SEASON HIGHS

Points	19, 2x - last at Notre Dame (12/30/20)
FGs	7, 2x - last at Notre Dame (12/30/20)
3FGs	2 at Notre Dame (12/30/20)
FTs	9 vs. Kent State (12/4/20)
Rebounds	3 at Notre Dame (12/30/20)
Assists	5 at Notre Dame (12/30/20)
Turnovers	6 vs. Gonzaga (12/26/20)
Blocks	-
Steals	2 vs. William & Mary (12/22/20)
Minutes	38, 2x - last vs. Notre Dame (12/30/20)

CAREER STATISTICS

Year	G-GS	Min-Avg.	FG-FGA	Pct.	3FG-3FGA	Pct.	FT-FTA	Pct.	Off-Def.	Reb-Avg.	PF-DQ	Ast	TO	Blk	Stl	Pts-Avg
2018-19	38-20	1018-26.8	55-157	.350	29-85	.341	33-40	.825	16-73	89-2.3	52-0	97	39	0	28	172-4.5
2019-20	30-30	114-37.1	105-280	.375	36-96	.375	78-89	.876	11-114	125-4.2	54-0	177	105	3	37	324-10.8
2020-21	7-5	216-30.9	23-49	.469	4-12	.333	24-33	.727	0-10	10-1.4	8-0	24	15	0	3	74-10.6
TOTAL	75-55	2348-31.3	183-486	.377	69-193	.358	135-162	.833	27-197	224-3.0	114-0	297	159	3	68	570-7.6

CAREER ACC STATISTICS

Year	G-GS	Min-Avg.	FG-FGA	Pct.	3FG-3FGA	Pct.	FT-FTA	Pct.	Off-Def.	Reb-Avg.	PF-DQ	Ast	TO	Blk	Stl	Pts-Avg
2018-19	18-8	433-24.1	21-62	.339	13-35	.371	7-9	.778	7-30	37-2.1	19-0	38	16	0	11	62-3.4
2019-20	20-20	764-38.2	74-199	.372	22-63	.349	62-72	.861	7-77	84-4.2	36-0	119	74	0	30	232-11.6
2020-21	1-1	38-38.0	7-12	.583	2-4	.500	3-6	.500	0-3	3-3.0	0-0	5	0	0	0	19-19.0
TOTAL	39-29	1235-31.7	102-273	.374	37-102	.363	72-87	.828	14-110	124-3.2	55-0	162	90	0	41	313-8.0



2 REECE BEEKMAN

Guard • 6-3 • 174

Freshman

Baton Rouge, La. • Scotlandville Magnet

2020-21 HIGHLIGHTS

- Made collegiate debut against Towson (11/25/20)
- Scored career-high 11 points vs. San Francisco (11/27/20)
- Made first career start and tallied four assists and three steals vs. Saint Francis (12/1/20)
- Scored six points with four assists vs. William & Mary (12/22/20)
- Had four assists vs. Gonzaga (12/26/20)

2020-21 GAME-BY-GAME

Opponent	GP-GS	FG	3FG	FT	O-D	Reb	A	TO	Blk	Stl	PF	Min	Pts
Towson	1-0	1-3	1-1	0-0	0-2	2	2	0	0	2	1	20	3
San Francisco	2-0	5-6	1-1	0-0	0-4	4	0	0	1	0	4	27	11
Saint Francis	3-1	1-3	0-1	0-0	0-2	2	4	0	0	3	0	22	2
Kent State	4-2	2-4	0-2	0-0	0-3	3	0	2	0	2	2	31	4
William & Mary	5-2	3-6	0-1	0-0	0-2	2	4	0	0	1	0	11	6
Gonzaga	6-3	1-2	1-1	0-2	0-2	2	4	3	0	0	2	29	3
Notre Dame	7-3	0-2	0-1	0-0	0-1	1	0	1	0	1	1	13	0

CAREER/SEASON HIGHS

Points	11 vs. San Francisco (11/27/20)
FGs	5 vs. San Francisco (11/27/20)
3FGs	1, 3x - last vs. Gonzaga (12/26/20)
FTs	-
Rebounds	4 vs. San Francisco (11/27/20)
Assists	4, 3x - last vs. Gonzaga (12/26/20)
Turnovers	3 vs. Gonzaga (12/26/20)
Blocks	1 vs. San Francisco (11/27/20)
Steals	3 vs. Saint Francis (12/1/20)
Minutes	31 vs. Kent State (12/4/20)

CAREER STATISTICS

Year	G-GS	Min-Avg.	FG-FGA	Pct.	3FG-3FGA	Pct.	FT-FTA	Pct.	Off-Def.	Reb-Avg.	PF-DQ	Ast	TO	Blk	Stl	Pts-Avg
2020-21	7-3	153-21.9	13-26	.500	3-8	.375	0-2	.000	0-16	16-2.3	10-0	14	6	1	9	29-4.1
TOTAL	7-3	153-21.9	13-26	.500	3-8	.375	0-2	.000	0-16	16-2.3	10-0	14	6	1	9	29-4.1

CAREER ACC STATISTICS

Year	G-GS	Min-Avg.	FG-FGA	Pct.	3FG-3FGA	Pct.	FT-FTA	Pct.	Off-Def.	Reb-Avg.	PF-DQ	Ast	TO	Blk	Stl	Pts-Avg
2020-21	1-0	13-13.0	0-2	.000	0-1	.000	0-0	.000	0-1	1-1.0	1-0	0	1	0	1	0-0.0
TOTAL	1-0	13-13.0	0-2	.000	0-1	.000	0-0	.000	0-1	1-1.0	1-0	0	1	0	1	0-0.0



4 JUSTIN MCCOY

Forward • 6-8 • 221
Sophomore
Cary, N.C. • Panther Creek

2020-21 HIGHLIGHTS

- Scored career-high 11 points and career-best six rebounds against San Francisco (11/27/20)
- Picked up career-high two steals vs. Saint Francis (12/1/20)
- Had five points vs. Gonzaga (12/26/20)
- Scored six points and matched career high with six rebounds at Notre Dame (12/30/20)

2020-21 GAME-BY-GAME

Opponent	GP-GS	FG	3FG	FT	O-D	Reb A	TO	Blk	Stl	PF	Min	Pts
Towson	1-1	1-4	0-0	0-0	0-5	5 3	0	0	0	0	22	2
San Francisco	2-2	4-8	1-2	2-2	0-6	6 1 1	0	0	1	18	11	
Saint Francis	3-3	2-3	0-0	3-3	1-1	2 1 2	0	2	1	19	7	
Kent State	4-4	0-1	0-0	0-0	0-2	2 1 1	0	0	2	11	0	
William & Mary	5-4	1-3	0-2	1-2	0-1	1 1 0	0	0	1	7	3	
Gonzaga	6-4	1-2	1-2	2-2	0-2	2 0 0	0	0	0	8	5	
Notre Dame	7-4	3-5	0-1	0-0	3-3	6 1 0	0	0	4	10	6	

CAREER HIGHS

Points	11 vs. San Francisco (11/27/20)
FGs	4 vs. San Francisco (11/27/20)
3FGs	1, 2x - last vs. Gonzaga (12/26/20)
FTs	3 vs. Saint Francis (12/1/20)
Rebounds	6, 2x - last at Notre Dame (12/30/20)
Assists	3 vs. Towson (11/25/20)
Turnovers	2 vs. Saint Francis (12/1/20)
Blocks	1 vs. Vermont (11/19/19)
Steals	2 vs. Saint Francis (12/1/20)
Minutes	22 vs. Towson (11/25/20)

SEASON HIGHS

Points	11 vs. San Francisco (11/27/20)
FGs	4 vs. San Francisco (11/27/20)
3FGs	1, 2x - last vs. Gonzaga (12/26/20)
FTs	3 vs. Saint Francis (12/1/20)
Rebounds	6, 2x - last at Notre Dame (12/30/20)
Assists	3 vs. Towson (11/25/20)
Turnovers	2 vs. Saint Francis (12/1/20)
Blocks	1 vs. Vermont (11/19/19)
Steals	2 vs. Saint Francis (12/1/20)
Minutes	22 vs. Towson (11/25/20)

CAREER STATISTICS

Year	G-GS	Min-Avg.	FG-FGA	Pct.	3FG-3FGA	Pct.	FT-FTA	Pct.	Off-Def.	Reb-Avg.	PF-DQ	Ast	TO	Blk	Stl	Pts-Avg
2019-20	14-0	103-7.4	5-13	.385	0-0	.000	4-6	.667	5-10	15-1.1	11-0	1	3	1	1	14-1.0
2020-21	7-4	95-13.6	12-26	.462	2-7	.286	8-9	.889	4-20	24-3.4	9-0	8	4	0	2	34-4.9
TOTAL	21-4	198-9.4	17-39	.436	2-7	.286	12-15	.800	9-30	39-1.9	20-0	9	7	1	3	48-2.3

CAREER ACC STATISTICS

Year	G-GS	Min-Avg.	FG-FGA	Pct.	3FG-3FGA	Pct.	FT-FTA	Pct.	Off-Def.	Reb-Avg.	PF-DQ	Ast	TO	Blk	Stl	Pts-Avg
2019-20	6-0	39-6.5	0-1	.000	0-0	.000	4-6	.667	4-3	7-1.2	6-0	1	1	0	1	4-0.7
2020-21	1-0	10-10.0	3-5	.600	0-1	.000	0-0	.000	3-3	6-6.0	4-0	1	0	0	0	6-6.0
TOTAL	7-0	49-7.0	3-6	.500	0-1	.000	4-6	.667	7-6	13-1.9	10-0	2	1	0	1	10-1.4



10 SAM HAUSER

Forward • 6-8 • 218
Redshirt Senior
Stevens Point, Wis. • SPASH/Marquette

2020-21 HIGHLIGHTS

- Naismith, Wooden and NABC National Player of the Watch List
- All-ACC Preseason First Team
- Julius Erving Award Watch List
- Scored season-high 19 points in UVA debut vs. Towson (11/25/20)
- Tied for team-high with 18 points, added seven rebounds and a season-high four assists vs. Kent State (12/4/20)
- Had first double-double (13 points, 10 rebounds) as a Cavalier and added four assists at Notre Dame (12/30/20)

2020-21 GAME-BY-GAME

Opponent	GP-GS	FG	3FG	FT	O-D	Reb	A	TO	Blk	Stl	PF	Min	Pts
Towson	1-1	7-9	3-3	2-2	4-4	8	3	2	0	0	0	26	19
San Francisco	2-2	5-11	0-3	0-0	0-6	6	0	3	1	0	1	34	10
Saint Francis	3-3	5-7	1-3	0-0	0-6	6	0	0	0	0	1	18	11
Kent State	4-4	7-14	3-7	1-2	2-5	7	4	2	1	0	1	41	18
William & Mary	5-5	3-7	3-7	0-0	1-2	3	2	1	0	0	0	35	9
Gonzaga	6-6	3-11	0-4	4-4	1-4	5	1	1	0	1	1	33	10
Notre Dame	7-7	5-13	3-8	0-0	2-8	10	4	1	0	0	1	38	13

CAREER HIGHS

Points	31 at Georgetown (1/15/19)*
FGs	11 at Butler (1/12/18)*
3FGs	7, 2x - last at Georgetown (2/26/18)*
FTs	7 at Georgetown (1/15/19)*
Rebounds	14 vs. Wisconsin (12/8/18)*
Assists	8 vs. Xavier (12/27/17)*
Turnovers	4, 2x - last vs. VCU (11/20/17)*
Blocks	3, 2x - last vs. Xavier (2/18/17)*
Steals	4, 2x - last vs. Georgetown (3/9/19)*
Minutes	42, 2x - last at Creighton (1/9/19)*

SEASON HIGHS

Points	19 vs. Towson (11/25/20)
FGs	7, 2x - last vs. Kent State (12/4/20)
3FGs	3, 4x - last at Notre Dame (12/30/20)
FTs	4 vs. Gonzaga (12/26/20)
Rebounds	10 at Notre Dame (12/30/20)
Assists	4, 2x - last at Notre Dame (12/30/20)
Turnovers	3 vs. San Francisco (11/27/20)
Blocks	1, 2x - last vs. Kent State (12/4/20)
Steals	1 vs. Gonzaga (12/26/20)
Minutes	41 vs. Kent State (12/4/20)

CAREER STATISTICS

Year	G-GS	Min-Avg.	FG-FGA	Pct.	3FG-3FGA	Pct.	FT-FTA	Pct.	Off-Def.	Reb-Avg.	PF-DQ	Ast	TO	Blk	Stl	Pts-Avg
2016-17	32-28	847-26.5	97-205	.473	63-139	.453	24-29	.828	29-130	159-5.0	80-4	42	22	19	25	281-8.8
2017-18	35-35	1141-32.6	174-349	.499	95-195	.487	51-61	.836	35-165	200-5.7	73-1	100	42	16	35	494-14.1
2018-19	34-34	1137-33.4	173-377	.459	88-219	.402	73-79	.924	35-210	245-7.2	70-1	82	46	18	22	507-14.9
2020-21	7-7	225-32.1	35-72	.486	13-35	.371	7-8	.875	10-35	45-6.4	5-0	14	10	2	1	90-12.9
TOTAL	108-104	3350-31.0	479-1003	.478	259-588	.441	155-177	.876	109-540	649-6.0	228-6	238	120	55	83	1372-12.7

CAREER ACC STATISTICS

Year	G-GS	Min-Avg.	FG-FGA	Pct.	3FG-3FGA	Pct.	FT-FTA	Pct.	Off-Def.	Reb-Avg.	PF-DQ	Ast	TO	Blk	Stl	Pts-Avg
2020-21	1-1	24-24.0	5-13	.385	3-8	.375	0-0	.000	2-8	10-10.0	1-0	4	1	0	0	13-13.0
TOTAL	1-1	24-24.0	5-13	.385	3-8	.375	0-0	.000	2-8	10-10.0	1-0	4	1	0	0	13-13.0



13 CASEY MORSELL

Guard • 6-3 • 195

Sophomore

Fort Washington, Md. • St. John's College

2020-21 HIGHLIGHTS

- Scored five points in season-opener vs. Towson (11/25/20)
- Had seven points vs. Saint Francis (12/1/20)
- Scored six points with one block and one steal vs. William & Mary (12/22/20)
- Had season-high eight points vs. Gonzaga (12/26/20)
- Scored six points with two steals in a season-high 27 minutes at Notre Dame (12/30/20)

2020-21 GAME-BY-GAME

Opponent	GP-GS	FG	3FG	FT	O-D	Reb	A	TO	Blk	Stl	PF	Min	Pts
Towson	1-1	2-6	1-3	0-0	2-2	4	2	0	0	2	1	18	5
San Francisco	2-2	2-5	0-0	0-0	1-0	1	0	1	1	0	0	13	4
Saint Francis	3-2	3-6	1-3	0-0	0-0	0	2	1	0	0	1	15	7
Kent State	4-2	1-2	0-0	2-2	0-0	0	1	0	0	0	1	11	4
William & Mary	5-2	3-6	0-2	0-0	0-2	2	0	1	1	1	0	14	6
Gonzaga	6-2	3-6	0-3	2-2	0-1	1	0	2	0	0	2	18	8
Notre Dame	7-3	2-9	1-3	1-2	0-2	2	1	0	1	2	3	27	6

CAREER HIGHS

Points	19 vs. Arizona St. (11/24/19)
FGs	7 vs. Arizona St. (11/24/19)
3FGs	2 at North Carolina (2/15/20)
FTs	4 vs. Arizona St. (11/24/19)
Rebounds	6 vs. UMass (11/23/19)
Assists	3 vs. UMass (11/23/19)
Turnovers	3 at Purdue (12/4/19)
Blocks	1, 4x - last at Notre Dame (12/30/20)
Steals	3 at North Carolina (2/15/20)
Minutes	38, 2x - last vs. Arizona St. (11/24/19)

SEASON HIGHS

Points	8 vs. Gonzaga (12/26/20)
FGs	3, 3x - last vs. Gonzaga (12/26/20)
3FGs	1, 3x - last at Notre Dame (12/30/20)
FTs	2, 2x - last vs. Gonzaga (12/26/20)
Rebounds	4 vs. Towson (11/25/20)
Assists	2, 2x - last vs. Saint Francis (12/1/20)
Turnovers	2 vs. Gonzaga (12/26/20)
Blocks	1, 3x - last at Notre Dame (12/30/20)
Steals	2, 2x - last at Notre Dame (12/30/20)
Minutes	27 at Notre Dame (12/30/20)

CAREER STATISTICS

Year	G-GS	Min-Avg.	FG-FGA	Pct.	3FG-3FGA	Pct.	FT-FTA	Pct.	Off-Def.	Reb-Avg.	PF-DQ	Ast	TO	Blk	Stl	Pts-Avg
2019-20	30-13	654-21.8	46-166	.277	15-85	.176	12-14	.857	8-43	51-1.7	49-0	22	26	5	18	119-4.0
2020-21	7-3	116-16.6	16-40	.400	3-14	.214	5-6	.833	3-7	10-1.4	8-0	6	5	3	5	40-5.7
TOTAL	37-16	770-20.8	62-206	.301	18-99	.182	17-20	.850	11-50	61-1.6	57-0	28	31	8	23	159-4.3

CAREER ACC STATISTICS

Year	G-GS	Min-Avg.	FG-FGA	Pct.	3FG-3FGA	Pct.	FT-FTA	Pct.	Off-Def.	Reb-Avg.	PF-DQ	Ast	TO	Blk	Stl	Pts-Avg
2019-20	20-6	366-18.3	25-86	.291	9-42	.214	3-3	1.000	5-24	29-1.5	29-0	10	12	4	11	62-3.1
2020-21	1-1	27-27.0	2-9	.222	1-3	.333	1-2	.500	0-2	2-2.0	3-0	1	0	1	2	6-6.0
TOTAL	21-7	393-18.7	27-95	.284	10-45	.222	4-5	.800	5-26	31-1.5	32-0	11	12	5	13	68-3.2



21 KADIN SHEDRICK

Forward • 6-11 • 216
Redshirt Freshman
Raleigh, N.C. • Holly Springs

2020-21 HIGHLIGHTS

- Had two blocks in collegiate debut vs. Towson (11/25/20)
- Scored career-high 12 points with career-best eight rebounds vs. Saint Francis (12/1/20)
- Had 10 points and team-high seven rebounds vs. William & Mary (12/22/20)
- Grabbed four rebounds and had two assists vs. Gonzaga (12/26/20)

2020-21 GAME-BY-GAME

Opponent	GP-GS	FG	3FG	FT	O-D	Reb	A	TO	Blk	Stl	PF	Min	Pts
Towson	1-0	1-2	0-0	0-0	0-0	0	1	0	2	1	1	10	2
San Francisco	2-0	0-3	0-1	0-0	1-2	3	0	0	1	0	1	8	0
Saint Francis	3-0	5-6	0-0	2-2	4-4	8	0	2	0	0	3	18	12
Kent State	4-0	0-0	0-0	0-2	0-0	0	0	1	0	0	1	6	0
William & Mary	5-0	3-6	0-0	4-5	5-2	7	0	2	1	0	1	16	10
Gonzaga	6-0	0-1	0-0	0-0	2-2	4	2	0	0	1	2	10	0
Notre Dame	7-0	1-1	0-0	0-0	0-1	1	0	1	0	0	4	4	2

CAREER/SEASON HIGHS

Points	12 vs. Saint Francis (12/1/20)
FGs	5 vs. Saint Francis (12/1/20)
3FGs	-
FTs	4 vs. William & Mary (12/22/20)
Rebounds	8 vs. Saint Francis (12/1/20)
Assists	2 vs. Gonzaga (12/26/20)
Turnovers	2, 2x - last vs. William & Mary (12/22/20)
Blocks	2 vs. Towson (11/25/20)
Steals	1, 2x - last vs. Gonzaga (12/26/20)
Minutes	18 vs. Saint Francis (12/1/20)

CAREER STATISTICS

Year	G-GS	Min-Avg.	FG-FGA	Pct.	3FG-3FGA	Pct.	FT-FTA	Pct.	Off-Def.	Reb-Avg.	PF-DQ	Ast	TO	Blk	Stl	Pts-Avg
2020-21	7-0	72-10.3	10-19	.526	0-1	.000	6-9	.667	12-11	23-3.3	9-0	3	6	4	2	26-3.7
TOTAL	7-0	72-10.3	10-19	.526	0-1	.000	6-9	.667	12-11	23-3.3	9-0	3	6	4	2	26-3.7

CAREER ACC STATISTICS

Year	G-GS	Min-Avg.	FG-FGA	Pct.	3FG-3FGA	Pct.	FT-FTA	Pct.	Off-Def.	Reb-Avg.	PF-DQ	Ast	TO	Blk	Stl	Pts-Avg
2020-21	1-0	4-4.0	1-1	1.000	0-0	.000	0-0	.000	0-1	1-1.0	0-0	0	1	0	0	2-2.0
TOTAL	1-0	4-4.0	1-1	1.000	0-0	.000	0-0	.000	0-1	1-1.0	0-0	0	1	0	0	2-2.0



22 FRANCISCO CAFFARO

Center • 7-0 • 244
Redshirt Sophomore
El Trebo, Santa Fe, Argentina • NBA Global Academy

2020-21 HIGHLIGHTS

- Played three minutes vs. Towson (11/25/20) and six minutes vs. Saint Francis (12/1/20)
- Scored two points with two rebounds vs. William & Mary (12/22/20)
- Had an assist vs. Gonzaga (12/26/20)

2020-21 GAME-BY-GAME

Opponent	GP-GS	FG	3FG	FT	O-D	Reb	A	TO	Blk	Stl	PF	Min	Pts
Towson	1-0	0-0	0-0	0-0	0-1	1	0	0	0	0	0	3	0
San Francisco	DNP												
Saint Francis	2-0	0-1	0-0	0-0	0-0	0	0	0	0	0	2	6	0
Kent State	DNP												
William & Mary	3-0	0-0	0-0	2-2	1-1	2	0	0	0	0	1	4	2
Gonzaga	4-0	0-0	0-0	0-0	0-0	0	1	0	0	0	0	5	0
Notre Dame	DNP												

CAREER HIGHS

Points	10 vs. North Carolina (12/8/19)
FGs	4 vs. North Carolina (12/8/19)
3FGs	-
FTs	2, 3x - last at North Carolina (2/15/20)
Rebounds	7 vs. North Carolina (12/8/19)
Assists	1 vs. Gonzaga (12/26/20)
Turnovers	2, 2x - last vs. Maine (11/27/19)
Blocks	1, 3x - last at North Carolina (2/15/20)
Steals	1, 2x - last vs. Maine (11/27/19)
Minutes	21 vs. North Carolina (12/8/19)

SEASON HIGHS


Points	2 vs. William & Mary (12/22/20)
FGs	-
3FGs	-
FTs	2 vs. William & Mary (12/22/20)
Rebounds	2 vs. William & Mary (12/22/20)
Assists	1 vs. Gonzaga (12/26/20)
Turnovers	-
Blocks	-
Steals	-
Minutes	6 vs. Saint Francis (12/1/20)

CAREER STATISTICS

Year	G-GS	Min-Avg.	FG-FGA	Pct.	3FG-3FGA	Pct.	FT-FTA	Pct.	Off-Def.	Reb-Avg.	PF-DQ	Ast	TO	Blk	Stl	Pts-Avg
2019-20	20-2	152-7.6	9-17	.529	0-0	.000	10-15	.667	10-14	24-1.2	24-0	0	9	5	2	28-1.4
2020-21	4-0	18-4.5	0-1	.000	0-0	.000	2-2	1.000	1-2	3-0.8	3-0	1	0	0	0	2-0.5
TOTAL	24-2	170-7.1	9-18	.500	0-0	.000	12-17	.706	11-16	27-1.1	27-0	1	9	5	2	30-1.3

CAREER ACC STATISTICS

Year	G-GS	Min-Avg.	FG-FGA	Pct.	3FG-3FGA	Pct.	FT-FTA	Pct.	Off-Def.	Reb-Avg.	PF-DQ	Ast	TO	Blk	Stl	Pts-Avg
2019-20	14-0	105-7.5	8-14	.571	0-0	.000	9-13	.692	6-12	18-1.3	17-0	0	4	4	0	25-1.8
TOTAL	14-0	105-7.5	8-14	.571	0-0	.000	9-13	.692	6-12	18-1.3	17-0	0	4	4	0	25-1.8



23 KODY STATTMANN

Guard • 6-7 • 200

Junior

Bentley Park, Queensland, Australia • St. Augustine's College

2020-21 HIGHLIGHTS

- Scored eight points in 12 minutes vs. Towson (11/25/20)
- Dished out two assists vs. Saint Francis (12/1/20)

2020-21 GAME-BY-GAME

Opponent	GP-GS	FG	3FG	FT	O-D	Reb	A	TO	Blk	Stl	PF	Min	Pts
Towson	1-0	4-5	0-1	0-0	0-2	2	0	0	0	0	1	12	8
San Francisco	2-0	1-3	0-0	0-0	0-1	1	0	0	0	1	0	7	2
Saint Francis	3-0	2-4	0-1	0-0	0-4	4	2	0	0	0	0	14	4
Kent State	DNP												
William & Mary	DNP												
Gonzaga	DNP												
Notre Dame	DNP												

CAREER HIGHS

Points	11 at Boston College (1/7/20)
FGs	5 at Boston College (1/7/20)
3FGs	2 vs. Boston College (2/19/20)
FTs	4, 3x - last vs. JMU (11/10/19)
Rebounds	8 vs. Virginia Tech (1/4/20)
Assists	4 vs. Syracuse (1/11/20)
Turnovers	2, 3x - last at Purdue (12/4/19)
Blocks	3 vs. Columbia (11/16/19)
Steals	3 at North Carolina (2/15/20)
Minutes	39 at Boston College (1/7/20)

SEASON HIGHS

Points	8 vs. Towson (11/25/20)
FGs	4 vs. Towson (11/25/20)
3FGs	-
FTs	-
Rebounds	4 vs. Saint Francis (12/1/20)
Assists	2 vs. Saint Francis (12/1/20)
Turnovers	-
Blocks	-
Steals	1 vs. Towson (11/25/20)
Minutes	14 vs. Saint Francis (12/1/20)

CAREER STATISTICS

Year	G-GS	Min-Avg.	FG-FGA	Pct.	3FG-3FGA	Pct.	FT-FTA	Pct.	Off-Def.	Reb-Avg.	PF-DQ	Ast	TO	Blk	Stl	Pts-Avg
2018-19	18-0	73-4.1	9-21	.429	4-15	.267	8-9	.889	2-9	11-0.6	8-0	2	5	0	1	30-1.7
2019-20	24-10	514-21.4	33-98	.337	14-52	.269	6-9	.667	10-48	58-2.4	24-0	16	21	10	9	86-3.6
2020-21	3-0	33-11.0	7-12	.583	0-2	.000	0-0	.000	0-7	70-2.3	1-0	2	0	0	1	14-4.7
TOTAL	45-10	620-13.8	49-131	.374	18-69	.261	14-18	.778	12-64	76-1.7	33-0	20	26	10	11	130-2.9

CAREER ACC STATISTICS

Year	G-GS	Min-Avg.	FG-FGA	Pct.	3FG-3FGA	Pct.	FT-FTA	Pct.	Off-Def.	Reb-Avg.	PF-DQ	Ast	TO	Blk	Stl	Pts-Avg
2018-19	9-0	28-3.1	2-5	.400	2-4	.500	0-1	.000	0-5	5-0.6	4-0	0	3	0	0	6-0.7
2019-20	18-5	359-19.9	24-66	.364	11-34	.324	1-2	.500	7-36	43-2.4	14-0	13	13	5	5	60-3.3
TOTAL	27-5	387-14.3	26-71	.366	13-38	.342	1-3	.333	7-41	48-1.8	18-0	13	16	5	5	66-2.4



25 TREY MURPHY III

Guard • 6-9 • 206
Junior
Durham, N.C • Cary Academy/Rice

2020-21 HIGHLIGHTS

- Scored team-high 21 points, going 6-for-8 from 3-point range, in UVA debut vs. Towson (11/25/20)
- Scored 10 points with season-high four rebounds vs. Saint Francis (12/1/20)
- Tallied season highs with two assists, one block and two steals vs. Kent State (12/4/20)
- Led team with 15 points, adding four rebounds and three assists, vs. William & Mary (12/22/20)
- Scored 15 points, going 4-for-6 from 3-point range, vs. Gonzaga (12/26/20)

2020-21 GAME-BY-GAME

Opponent	GP-GS	FG	3FG	FT	O-D	Reb	A	TO	Blk	Stl	PF	Min	Pts
Towson	1-0	7-9	6-8	1-1	0-3	3	0	2	0	1	1	17	21
San Francisco	2-0	0-6	0-1	4-4	0-1	1	0	0	0	1	1	25	4
Saint Francis	3-0	3-7	1-4	3-3	1-3	4	1	0	0	0	3	17	10
Kent State	4-0	2-4	1-2	3-4	2-2	4	2	0	1	2	1	19	8
William & Mary	5-1	6-9	3-6	0-1	1-3	4	3	0	0	0	1	32	15
Gonzaga	6-1	5-7	4-6	1-2	0-3	3	2	1	0	1	1	27	15
Notre Dame	7-2	2-5	1-4	0-0	1-3	4	1	0	1	0	1	31	5

CAREER HIGHS

Points	25 at Northwestern State (11/12/19)*
FGs	8, 3x - last vs. FIU (3/11/20)*
3FGs	6, 2x - last vs. Towson (11/25/20)
FTs	9 vs. UAB (1/26/19)*
Rebounds	10, 2x - last at North Texas (1/20/20)*
Assists	6 vs. FIU (1/11/20)*
Turnovers	3, 7x - last vs. Charlotte (2/15/20)*
Blocks	4 vs. Wayland Baptist (11/10/19)*
Steals	4 vs. Charlotte (2/15/20)*
Minutes	36, 2x - last vs. FIU (3/11/20)*

SEASON HIGHS

Points	21 vs. Towson (11/25/20)
FGs	7 vs. Towson (11/25/20)
3FGs	6 vs. Towson (11/25/20)
FTs	4 vs. San Francisco (11/27/20)
Rebounds	4, 4x - last at Notre Dame (12/30/20)
Assists	3 vs. William & Mary (12/22/20)
Turnovers	2 vs. Towson (11/25/20)
Blocks	1, 2x - last at Notre Dame (12/30/20)
Steals	2 vs. Kent State (12/4/20)
Minutes	32 vs. William & Mary (12/22/20)

CAREER STATISTICS

Year	G-GS	Min-Avg.	FG-FGA	Pct.	3FG-3FGA	Pct.	FT-FTA	Pct.	Off-Def.	Reb-Avg.	PF-DQ	Ast	TO	Blk	Stl	Pts-Avg
2018-19	32-1	660-20.6	84-190	.442	64-152	.421	37-51	.725	18-64	82-2.6	44-0	22	22	16	15	269-8.4
2019-20	29-23	875-30.2	131-302	.434	75-204	.368	61-74	.824	34-125	159-5.5	74-2	36	41	16	27	398-13.7
2020-21	7-2	168-24.0	25-47	.532	16-31	.516	12-15	.800	5-18	23-3.3	9-0	9	3	2	5	78-11.1
TOTAL	68-26	1703-25.0	240-539	.445	155-387	.401	110-140	.786	56-204	263-3.9	127-2	67	66	34	47	745-11.0

CAREER ACC STATISTICS

Year	G-GS	Min-Avg.	FG-FGA	Pct.	3FG-3FGA	Pct.	FT-FTA	Pct.	Off-Def.	Reb-Avg.	PF-DQ	Ast	TO	Blk	Stl	Pts-Avg
2020-21	1-1	31-31.0	2-5	.400	1-4	.250	0-0	.000	1-3	4-4.0	1-0	1	0	1	0	5-5.0
TOTAL	1-1	31-31.0	2-5	.400	1-4	.250	0-0	.000	1-3	4-4.0	1-0	1	0	1	0	5-5.0



30 JAY HUFF

Forward • 7-1 • 243
Redshirt Senior
Durham, N.C. • Voyager Academy

2020-21 HIGHLIGHTS

- Kareem Abdul-Jabbar Award Watch List
- Scored 14 points and blocked three shots in season-opener vs. Towson (11/25/20)
- Had team-high 13 points with three blocks vs. Saint Francis (12/1/20)
- Recorded 18 points, making a career-high seven free throws, and had 11 rebounds for a double-double vs. Kent State (12/4/20)
- Had three blocks vs. William & Mary (12/22/20) and Gonzaga (12/26/20)
- Scored 15 points, going 7-of-9 from the field, at Notre Dame (12/30/20)

2020-21 GAME-BY-GAME

Opponent	GP-GS	FG	3FG	FT	O-D	Reb	A	TO	Blk	Stl	PF	Min	Pts
Towson	1-1	6-8	2-3	0-0	1-3	4	0	0	3	0	3	17	14
San Francisco	2-2	1-2	0-1	2-2	0-7	7	1	0	2	0	1	26	4
Saint Francis	3-3	6-7	0-1	1-2	2-3	5	0	0	3	0	1	14	13
Kent State	4-4	5-9	1-2	7-8	0-11	11	1	1	2	0	0	37	18
William & Mary	5-5	4-7	1-2	0-0	2-2	4	1	1	3	1	1	17	9
Gonzaga	6-6	4-5	1-1	0-0	4-2	6	0	2	3	0	4	13	9
Notre Dame	7-7	7-9	1-3	0-0	0-5	5	1	2	1	0	4	24	15

CAREER HIGHS

Points	18 vs. Kent State (12/4/20)
FGs	7, 5x - last at Notre Dame (12/30/20)
3FGs	3, 3x - last at Miami (3/4/20)
FTs	7 vs. Kent State (12/4/20)
Rebounds	12 at Syracuse (11/6/19)
Assists	4 at Louisville (2/8/20)
Turnovers	4 vs. Syracuse (1/11/20)
Blocks	10 vs. Duke (2/29/20)
Steals	3 vs. Pittsburgh (3/2/19)
Minutes	41 vs. Syracuse (1/11/20)

SEASON HIGHS


Points	18 vs. Kent State (12/4/20)
FGs	7 at Notre Dame (12/30/20)
3FGs	2 vs. Towson (11/25/20)
FTs	7 vs. Kent State (12/4/20)
Rebounds	11 vs. Kent State (12/4/20)
Assists	1, 4x - last at Notre Dame (12/30/20)
Turnovers	2, 2x - last at Notre Dame (12/30/20)
Blocks	3, 4x - last vs. Gonzaga (12/26/20)
Steals	1 vs. William & Mary (12/22/20)
Minutes	37 vs. Kent State (12/4/20)

CAREER STATISTICS

Year	G-GS	Min-Avg.	FG-FGA	Pct.	3FG-3FGA	Pct.	FT-FTA	Pct.	Off-Def.	Reb-Avg.	PF-DQ	Ast	TO	Blk	Stl	Pts-Avg
2017-18	12-0	106-8.8	17-25	.680	2-7	.286	5-8	.625	6-17	23-1.92	14-1	4	4	14	1	41-3.4
2018-19	34-0	318-9.4	58-96	.604	14-31	.452	20-30	.667	19-54	73-2.1	50-0	8	17	25	8	150-4.4
2019-20	30-18	748-24.9	105-184	.571	19-53	.358	27-50	.540	57-129	186-6.2	72-2	24	32	61	11	256-8.5
2020-21	7-7	148-21.1	33-47	.702	6-13	.462	10-12	.833	9-33	42-6.0	14-0	4	6	17	1	82-11.7
TOTAL	83-25	1320-15.9	213-352	.605	41-104	.394	62-100	.620	91-233	324-3.9	150-3	40	59	117	21	529-6.4

CAREER ACC STATISTICS

Year	G-GS	Min-Avg.	FG-FGA	Pct.	3FG-3FGA	Pct.	FT-FTA	Pct.	Off-Def.	Reb-Avg.	PF-DQ	Ast	TO	Blk	Stl	Pts-Avg
2017-18	4-0	13-3.3	1-2	.500	0-0	.000	2-3	.667	1-1	2-0.5	3-0	1	0	3	0	4-1.0
2018-19	18-0	199-11.1	39-61	.639	9-17	.529	10-15	.667	9-37	46-2.6	31-0	5	11	16	6	97-5.4
2019-20	20-15	504-25.2	63-116	.543	13-35	.371	18-33	.545	34-93	127-6.4	57-2	16	21	44	5	157-7.9
2020-21	1-1	24-24.0	7-9	.778	1-3	.333	0-0	.000	0-5	5-5.0	4-0	1	2	1	0	15-15.0
TOTAL	43-16	741-17.2	110-188	.585	23-55	.418	30-51	.588	44-136	180-4.2	95-2	23	34	64	11	273-6.3



53 TOMAS WOLDETENSAE

Guard • 6-5 • 196

Senior

Bologna, Italy • Indian Hills Community College

2020-21 HIGHLIGHTS

- Was perfect from the field (2-for-2) vs. San Francisco (11/27/20)
- Scored eight points with career-high four assists vs. Saint Francis (12/1/20)
- Had season-high two steals vs. Kent State (12/4/20)
- Scored six points and had a steal vs. Gonzaga (12/26/20)

2020-21 GAME-BY-GAME

Opponent	GP-GS	FG	3FG	FT	O-D	Reb	A	TO	Blk	Stl	PF	Min	Pts
Towson	1-0	2-4	1-3	0-0	0-2	2	1	1	0	1	2	12	5
San Francisco	2-0	2-2	1-1	0-0	0-0	0	1	0	0	0	1	10	5
Saint Francis	3-1	2-5	2-4	2-2	0-3	3	4	1	0	0	0	23	8
Kent State	4-2	2-6	1-4	0-0	0-1	1	2	3	0	2	4	31	5
William & Mary	5-3	1-4	1-4	2-2	0-2	2	0	0	0	1	2	16	5
Gonzaga	6-4	2-5	2-4	0-0	0-0	0	0	0	0	1	3	16	6
Notre Dame	7-4	0-2	0-2	0-0	0-1	1	1	0	0	0	1	15	0

CAREER HIGHS

Points	27 at Louisville (2/8/20)
FGs	10 at Louisville (2/8/20)
3FGs	7, 2x - last at Louisville (2/8/20)
FTs	2, 5x - last vs. William & Mary (12/22/20)
Rebounds	6, 3x - last at Wake Forest (1/26/20)
Assists	4 vs. Saint Francis (12/1/20)
Turnovers	4 vs. Florida State (1/28/20)
Blocks	1, 5x - last at Pitt (2/22/20)
Steals	4 vs. Louisville (3/7/20)
Minutes	43 at Wake Forest (1/26/20)

SEASON HIGHS

Points	8 vs. Saint Francis (12/1/20)
FGs	2, 5x - last vs. Gonzaga (12/26/20)
3FGs	2, 2x - last vs. Gonzaga (12/26/20)
FTs	2, 2x - last vs. William & Mary (12/22/20)
Rebounds	3 vs. Saint Francis (12/1/20)
Assists	4 vs. Saint Francis (12/1/20)
Turnovers	3 vs. Kent State (12/4/20)
Blocks	-
Steals	2 vs. Kent State (12/4/20)
Minutes	31 vs. Kent State (12/4/20)

CAREER STATISTICS

Year	G-GS	Min-Avg.	FG-FGA	Pct.	3FG-3FGA	Pct.	FT-FTA	Pct.	Off-Def.	Reb-Avg.	PF-DQ	Ast	TO	Blk	Stl	Pts-Avg
2019-20	29-22	785-27.1	65-187	.348	52-144	.361	8-9	.889	5-58	63-2.2	52-0	33	30	8	23	190-6.6
2020-21	7-4	123-17.6	11-28	.393	8-22	.364	4-4	1.000	0-9	9-1.3	13-0	9	5	0	5	34-4.9
TOTAL	36-26	908-25.2	76-215	.353	60-166	.361	12-13	.923	5-67	72-2.0	65-0	42	35	8	28	224-6.2

CAREER ACC STATISTICS

Year	G-GS	Min-Avg.	FG-FGA	Pct.	3FG-3FGA	Pct.	FT-FTA	Pct.	Off-Def.	Reb-Avg.	PF-DQ	Ast	TO	Blk	Stl	Pts-Avg
2019-20	20-15	558-27.9	51-143	.357	44-115	.383	6-7	.857	4-38	42-2.1	38-0	26	23	6	17	152-7.6
2020-21	1-0	15-15.0	0-2	.000	0-2	.000	0-0	.000	0-1	1-1.0	1-0	1	0	0	0	0-0.0
TOTAL	21-15	573-27.3	51-145	.356	44-117	.376	6-7	.857	4-39	43-2.1	39-0	27	23	6	17	152-7.2



1 JABRI ABDUR-RAHIM

Guard • 6-7 • 214
Freshman
South Orange, N.J. • Blair Academy

2020-21 HIGHLIGHTS

- Made collegiate debut, scoring three points vs. Towson (11/25/20)
- Had first career rebound and assist in 11 minutes vs. Saint Francis (12/1/20)
- Scored two points with one rebound and one steal vs. William & Mary (12/22/20)
- Had a block vs. Gonzaga (12/26/20)

2020-21 GAME-BY-GAME

Opponent	GP-GS	FG	3FG	FT	O-D	Reb	A	TO	Blk	Stl	PF	Min	Pts
Towson	1-0	1-2	1-2	0-0	0-0	0	0	0	0	0	1	4	3
San Francisco	DNP												
Saint Francis	2-0	0-3	0-2	0-0	0-1	1	1	0	0	0	1	11	0
Kent State	DNP												
William & Mary	3-0	0-0	0-0	2-2	0-1	1	0	0	0	1	1	5	2
Gonzaga	4-0	0-1	0-1	0-0	0-0	0	0	0	1	0	4	8	0
Notre Dame	DNP												

CAREER/SEASON HIGH

Points	3 vs. Towson (11/25/20)
FGs	1 vs. Towson (11/25/20)
3FGs	1 vs. Towson (11/25/20)
FTs	2 vs. William & Mary (12/22/20)
Rebounds	1, 2x - last vs. William & Mary (12/22/20)
Assists	1 vs. Saint Francis (12/1/20)
Turnovers	-
Blocks	1 vs. Gonzaga (12/26/20)
Steals	1 vs. William & Mary (12/22/20)
Minutes	11 vs. Saint Francis (12/1/20)



5 JAYDEN NIXON

Guard • 6-3 • 192
Junior
Charlottesville, Va. • Choate Rosemary Hall (Conn.)

2020-21 HIGHLIGHTS

- Played two minutes vs. Towson (11/25/20) and William & Mary (12/22/20)

2020-21 GAME-BY-GAME

Opponent	GP-GS	FG	3FG	FT	O-D	Reb	A	TO	Blk	Stl	PF	Min	Pts
Towson	1-0	0-0	0-0	0-0	0-1	1	0	0	0	0	1	2	0
San Francisco	DNP												
Saint Francis	DNP												
Kent State	DNP												
William & Mary	2-0	0-0	0-0	0-0	0-0	0	0	0	0	0	0	2	0
Gonzaga	DNP												
Notre Dame	DNP												

CAREER HIGH

Points	2, 3x - last at Syracuse (3/4/19)
FGs	1, 3x - last at Syracuse (3/4/19)
3FGs	-
FTs	1, 2x - last vs. Morgan State (12/3/18)
Rebounds	3, 2x - last vs. William and Mary (12/22/18)
Assists	1 vs. Pittsburgh (3/2/19)
Turnovers	2 vs. Marshall (1/31/18)
Blocks	1, 2x - last at Syracuse (3/4/19)
Steals	1, 2x - last vs. Pittsburgh (3/2/19)
Minutes	10 vs. Maine (11/27/19)

SEASON HIGHS

Points	-
FGs	-
3FGs	-
FTs	-
Rebounds	1 vs. Towson (11/25/20)
Assists	-
Turnovers	-
Blocks	-
Steals	-
Minutes	2, 2x - last vs. William & Mary (12/22/20)



11 MALACHI POINDEXTER

Guard • 6-2 • 193

Freshman

Mineral, Va. • St. Annes-Belfield School

2020-21 HIGHLIGHTS


- Made collegiate debut vs. Towson (11/25/20)

2020-21 GAME-BY-GAME

Opponent	GP-GS	FG	3FG	FT	O-D	Reb	A	TO	Blk	Stl	PF	Min	Pts
Towson	1-0	0-1	0-1	0-0	0-0	0	0	0	0	0	2	0	
San Francisco	DNP												
Saint Francis	2-0	0-1	0-1	0-0	0-0	0	0	0	0	0	1	0	
Kent State	DNP												
William & Mary	DNP												
Gonzaga	DNP												
Notre Dame	DNP												

CAREER/SEASON HIGH

Points	-
FGs	-
3FGs	-
FTs	-
Rebounds	-
Assists	-
Turnovers	-
Blocks	-
Steals	-
Minutes	2 vs. Towson (11/25/20)



12 CHASE COLEMAN

Guard • 5-9 • 154

Sophomore

Norfolk, Va. • Maury

2020-21 HIGHLIGHTS

- Played two minutes vs. Towson (11/25/20) and William & Mary (12/22/20)

2020-21 GAME-BY-GAME

Opponent	GP-GS	FG	3FG	FT	O-D	Reb	A	TO	Blk	Stl	PF	Min	Pts
Towson	1-0	0-0	0-0	0-0	0-1	1	0	0	0	0	2	0	
San Francisco	DNP												
Saint Francis	2-0	0-0	0-0	0-0	0-0	0	0	0	0	0	1	0	
Kent State	DNP												
William & Mary	3-0	0-0	0-0	0-0	0-0	0	0	0	0	0	2	0	
Gonzaga	DNP												
Notre Dame	DNP												

CAREER HIGHS

Points	2 vs. Columbia (11/16/19)
FGs	1 vs. Columbia (11/16/19)
3FGs	-
FTs	-
Rebounds	-
Assists	1 vs. Columbia (11/16/19)
Turnovers	-
Blocks	-
Steals	1 vs. Columbia (11/16/19)
Minutes	7 vs. JMU (11/10/19)

SEASON HIGHS

Points	-
FGs	-
3FGs	-
FTs	-
Rebounds	1 vs. Towson (11/25/20)
Assists	-
Turnovers	-
Blocks	-
Steals	-
Minutes	2, 2x - last vs. William & Mary (12/22/20)



24 AUSTIN KATSTRA

Forward • 6-6 • 237
Senior
Charlottesville, Va. • Albemarle

2020-21 HIGHLIGHTS

- Played two minutes vs. Towson (11/25/20)
- Recorded a rebound vs. Saint Francis (12/1/20)
- Scored three points vs. William & Mary (12/22/20)

2020-21 GAME-BY-GAME

Opponent	GP-GS	FG	3FG	FT	O-D	Reb	A	TO	Blk	Stl	PF	Min	Pts
Towson	1-0	0-2	0-2	0-0	0-0	0	0	0	0	0	0	2	0
San Francisco	DNP												
Saint Francis	2-0	0-1	0-0	0-0	1-0	1	0	0	0	0	0	1	0
Kent State	DNP												
William & Mary	3-0	1-1	1-1	0-0	0-0	0	0	0	0	0	0	2	3
Gonzaga	DNP												
Notre Dame	DNP												

CAREER HIGHS

Points	3, 2x - last vs. William & Mary (12/22/20)
FGs	1, 5x - last vs. William & Mary (12/22/20)
3FGs	1, 2x - last vs. William & Mary (12/22/20)
FTs	1 vs. Hampton (12/22/17)
Rebounds	5 vs. JMU (11/10/19)
Assists	--
Turnovers	1 vs. Savannah State (12/19/17)
Blocks	--
Steals	1 vs. Austin Peay (11/13/17)
Minutes	4, 2x last vs. Savannah State (12/19/17)

SEASON HIGHS

Points	3 vs. William & Mary (12/22/20)
FGs	1 vs. William & Mary (12/22/20)
3FGs	1 vs. William & Mary (12/22/20)
FTs	--
Rebounds	1 vs. Saint Francis (12/1/20)
Assists	--
Turnovers	--
Blocks	--
Steals	--
Minutes	2, 2x - last vs. William & Mary (12/22/20)



33 CARSON McCORKLE

Guard • 6-2 • 184
Freshman
Greensboro, N.C. • Greensboro Day School

2020-21 HIGHLIGHTS

- Had two assists in collegiate debut vs. Towson (11/25/20)
- Scored first career points and tallied two rebounds vs. Saint Francis (12/1/20)
- Had an assist and a steal vs. William & Mary (12/22/20)

2020-21 GAME-BY-GAME

Opponent	GP-GS	FG	3FG	FT	O-D	Reb	A	TO	Blk	Stl	PF	Min	Pts
Towson	1-0	0-2	0-2	0-0	1-2	1	2	0	0	0	1	5	0
San Francisco	DNP												
Saint Francis	2-0	1-2	0-1	0-0	0-2	2	0	0	0	0	0	5	2
Kent State	DNP												
William & Mary	3-0	0-0	0-0	0-0	0-0	0	1	0	0	1	0	3	0
Gonzaga	DNP												
Notre Dame	DNP												

CAREER/SEASON HIGHS

Points	2 vs. Saint Francis (12/1/20)
FGs	1 vs. Saint Francis (12/1/20)
3FGs	--
FTs	--
Rebounds	2 vs. Saint Francis (12/1/20)
Assists	2 vs. Towson (11/25/20)
Turnovers	--
Blocks	--
Steals	1 vs. William & Mary (12/22/20)
Minutes	5, 2x - last vs. Saint Francis (12/1/20)



2020-21 Virginia Basketball
Virginia Combined Team Statistics (as of Dec 30, 2020)
All games



Overall record: 5-2 Conf: 1-0 Home: 3-0 Away: 1-0 Neutral: 1-2

#	Player	gp-gs	min	avg	Total		3-Point		F-Throw		Rebounds				pf	dq	a	to	blk	stl	pts	avg
					fg-fga	fg%	3fg-fga	3fg%	ft-fa	ft%	off	def	tot	avg								
10	Sam Hauser	7-7	225	32.1	35-72	.486	13-35	.371	7-8	.875	10	35	45	6.4	5	0	14	10	2	1	90	12.9
30	Jay Huff	7-7	148	21.1	33-47	.702	6-13	.462	10-12	.833	9	33	42	6.0	14	0	4	6	17	1	82	11.7
25	Trey Murphy III	7-2	168	24.0	25-47	.532	16-31	.516	12-15	.800	5	18	23	3.3	9	0	9	3	2	5	78	11.1
00	Kihei Clark	7-5	216	30.9	23-49	.469	4-12	.333	24-33	.727	0	10	10	1.4	8	0	24	15	0	3	74	10.6
13	Casey Morsell	7-3	116	16.6	16-40	.400	3-14	.214	5-6	.833	3	7	10	1.4	8	0	6	5	3	5	40	5.7
53	Tomas Woldetensae	7-4	123	17.6	11-28	.393	8-22	.364	4-4	1.000	0	9	9	1.3	13	0	9	5	0	5	34	4.9
04	Justin McKoy	7-4	95	13.6	12-26	.462	2-7	.286	8-9	.889	4	20	24	3.4	9	0	8	4	0	2	34	4.9
23	Kody Stattmann	3-0	33	11.0	7-12	.583	0-2	.000	0-0	.000	0	7	7	2.3	1	0	2	0	0	1	14	4.7
02	Reece Beekman	7-3	153	21.9	13-26	.500	3-8	.375	0-2	.000	0	16	16	2.3	10	0	14	6	1	9	29	4.1
21	Kadin Shedrick	7-0	72	10.3	10-19	.526	0-1	.000	6-9	.667	12	11	23	3.3	9	0	3	6	4	2	26	3.7
01	Jabri Abdur-Rahim	4-0	28	7.0	1-6	.167	1-5	.200	2-2	1.000	0	2	2	0.5	7	0	1	0	1	1	5	1.3
24	Austin Katstra	3-0	5	1.7	1-4	.250	1-3	.333	0-0	.000	1	0	1	0.3	0	0	0	0	0	0	3	1.0
33	Carson McCorkle	3-0	13	4.3	1-4	.250	0-3	.000	0-0	.000	1	2	3	1.0	1	0	3	0	0	1	2	0.7
22	Francisco Caffaro	4-0	18	4.5	0-1	.000	0-0	.000	2-2	1.000	1	2	3	0.8	3	0	1	0	0	0	2	0.5
11	Malachi Poindexter	2-0	3	1.5	0-2	.000	0-2	.000	0-0	.000	0	0	0	0.0	0	0	0	0	0	0	0	0.0
12	Chase Coleman	3-0	5	1.7	0-0	.000	0-0	.000	0-0	.000	0	1	1	0.3	0	0	0	0	0	0	0	0.0
05	Jayden Nixon	2-0	4	2.0	0-0	.000	0-0	.000	0-0	.000	0	1	1	0.5	1	0	0	0	0	0	0	0.0
Team											8	7	15					2				
Total.....		7	1425		188-383	.491	57-158	.361	80-102	.784	54	181	235	33.6	98	0	98	62	30	36	513	73.3
Opponents.....		7	1425		151-373	.405	54-157	.344	69-91	.758	53	151	204	29.1	106	-	90	71	6	34	425	60.7

TEAM STATISTICS	VA	OPP	Date	Opponent	Score	Att.
SCORING						
Points per game	513	425	11/25/20	vs Towson	w 89-54	0
Scoring margin	73.3	60.7	11/27/20	vs San Francisco	L 60-61	0
	+12.6	-	12/01/20	SAINT FRANCIS (PA)	w 76-51	250
FIELD GOALS-ATT	188-383	151-373	12/04/20	KENT ST.	wot 71-64	250
Field goal pct	.491	.405	12/22/20	WILLIAM & MARY	w 76-40	250
3 POINT FG-ATT	57-158	54-157	12/26/20	vs Gonzaga	L 75-98	2795
3-point FG pct	.361	.344	* 12/30/20	at Notre Dame	w 66-57	86
3-pt FG made per game	8.1	7.7				
FREE THROWS-ATT	80-102	69-91	* - Conference game			
Free throw pct	.784	.758				
F-Throws made per game	11.4	9.9				
REBOUNDS	235	204				
Rebounds per game	33.6	29.1				
Rebounding margin	+4.4	-				
ASSISTS	98	90				
Assists per game	14.0	12.9				
TURNOVERS	62	71				
Turnovers per game	8.9	10.1				
Turnover margin	+1.3	-				
Assist/turnover ratio	1.6	1.3				
STEALS	36	34				
Steals per game	5.1	4.9				
BLOCKS	30	6				
Blocks per game	4.3	0.9				
ATTENDANCE	750	2881				
Home games-Avg/Game	3-250	1-86				
Neutral site-Avg/Game	-	3-932				

Score by Periods	1st	2nd	OT	Totals
Virginia	237	267	9	513
Opponents	157	266	2	425



2020-21 Virginia Basketball
Virginia Combined Team Statistics (as of Dec 30, 2020)
Conference games



RECORD:	OVERALL	HOME	AWAY	NEUTRAL
ALL GAMES	1-0	0-0	1-0	0-0
CONFERENCE	1-0	0-0	1-0	0-0
NON-CONFERENCE	0-0	0-0	0-0	0-0

#	Player	gp-gs	min	avg	Total		3-Point		F-Throw		Rebounds								pts	avg		
					fg-fga	fg%	3fg-fga	3fg%	ft-fa	ft%	off	def	tot	avg	pf	dq	a	to			blk	stl
00	Kihei Clark	1-1	38	38.0	7-12	.583	2-4	.500	3-6	.500	0	3	3	3.0	0	0	5	0	0	0	19	19.0
30	Jay Huff	1-1	24	24.0	7-9	.778	1-3	.333	0-0	.000	0	5	5	5.0	4	0	1	2	1	0	15	15.0
10	Sam Hauser	1-1	38	38.0	5-13	.385	3-8	.375	0-0	.000	2	8	10	10.0	1	0	4	1	0	0	13	13.0
13	Casey Morsell	1-1	27	27.0	2-9	.222	1-3	.333	1-2	.500	0	2	2	2.0	3	0	1	0	1	2	6	6.0
04	Justin McKoy	1-0	10	10.0	3-5	.600	0-1	.000	0-0	.000	3	3	6	6.0	4	0	1	0	0	0	6	6.0
25	Trey Murphy III	1-1	31	31.0	2-5	.400	1-4	.250	0-0	.000	1	3	4	4.0	1	0	1	0	1	0	5	5.0
21	Kadin Shedrick	1-0	4	4.0	1-1	1.000	0-0	.000	0-0	.000	0	1	1	1.0	0	0	0	1	0	0	2	2.0
53	Tomas Woldetensae	1-0	15	15.0	0-2	.000	0-2	.000	0-0	.000	0	1	1	1.0	1	0	1	0	0	0	0	0.0
02	Reece Beekman	1-0	13	13.0	0-2	.000	0-1	.000	0-0	.000	0	1	1	1.0	1	0	0	1	0	1	0	0.0
Team											1	1	2									
Total.....		1	200		27-58	.466	8-26	.308	4-8	.500	7	28	35	35.0	15	0	14	5	3	3	66	66.0
Opponents.....		1	200		18-45	.400	5-20	.250	16-21	.762	3	28	31	31.0	11	-	13	7	1	3	57	57.0

TEAM STATISTICS	VA	OPP	Date	Opponent	Score	Att.
SCORING	66	57	* 12/30/20	at Notre Dame	w 66-57	86
Points per game	66.0	57.0				
Scoring margin	+9.0	-				
FIELD GOALS-ATT	27-58	18-45				
Field goal pct	.466	.400				
3 POINT FG-ATT	8-26	5-20				
3-point FG pct	.308	.250				
3-pt FG made per game	8.0	5.0				
FREE THROWS-ATT	4-8	16-21				
Free throw pct	.500	.762				
F-Throws made per game	4.0	16.0				
REBOUNDS	35	31				
Rebounds per game	35.0	31.0				
Rebounding margin	+4.0	-				
ASSISTS	14	13				
Assists per game	14.0	13.0				
TURNOVERS	5	7				
Turnovers per game	5.0	7.0				
Turnover margin	+2.0	-				
Assist/turnover ratio	2.8	1.9				
STEALS	3	3				
Steals per game	3.0	3.0				
BLOCKS	3	1				
Blocks per game	3.0	1.0				
ATTENDANCE	0	86				
Home games-Avg/Game	0-0	1-86				
Neutral site-Avg/Game	-	0-0				

Score by Periods	1st	2nd	Totals
Virginia	30	36	66
Opponents	24	33	57



2020-21 Virginia Basketball
Virginia Team Game-by-Game Comparison (as of Dec 30, 2020)
All games



Opponent	1st	2nd	Score	Mar	Total FG	FG Pct	3-Pointers	3FG Pct	Free Throws	FT Pct	Rebounds	Assist	T/Over	Block	Steal	Fouls
Towson	42/19	47/35	89-54	+35	35-63/18-49	.556/.367	15-29/7-16	.517/.438	4-4/11-14	1000/.786	34/26 +8	17/9	6/10	5/0	7/1	14/9
San Francisco	24/21	36/40	60-61	(1)	21-51/23-58	.412/.397	3-12/13-28	.250/.464	15-18/2-4	.833/.500	36/32 +4	5/14	8/8	6/3	3/6	12/16
SAINT FRANCIS (PA)	45/13	31/38	76-51	+25	30-58/18-50	.517/.360	5-22/7-24	.227/.292	11-12/8-13	.917/.615	38/25 +13	18/10	9/10	3/0	5/5	15/12
KENT ST.	29/22	33/40	71-64	+7	21-44/25-63	.477/.397	7-18/9-32	.389/.281	22-30/5-6	.733/.833	32/30 +2	14/12	12/12	4/0	6/8	13/25
WILLIAM & MARY	36/14	40/26	76-40	+36	28-55/14-50	.509/.280	9-26/3-17	.346/.176	11-14/9-10	.786/.900	35/29 +6	16/6	7/17	5/0	8/3	9/16
Gonzaga	31/44	44/54	75-98	(23)	26-54/35-58	.481/.603	10-25/10-20	.400/.500	13-16/18-23	.813/.783	25/31 (6)	14/26	15/7	4/2	4/8	20/17
Notre Dame	30/24	36/33	66-57	+9	27-58/18-45	.466/.400	8-26/5-20	.308/.250	4-8/16-21	.500/.762	35/31 +4	14/13	5/7	3/1	3/3	15/11

Note: Game totals are displayed in the format TEAM/OPPONENT for each category



2020-21 Virginia Basketball
Virginia Points-Rebounds-Assists (as of Dec 30, 2020)
All games



Opponent	Date	Score		00 CLARK,KIHE	01 ABDUR-RAHI	02 BEEKMAN,RE	04 MCKOY,JUST	05 NIXON,JAYD	10 HAUSER,SAM	11 POINDEXTER
vs Towson	11/25/20	89-54	w	7-0-3	3-0-0	3-2-2	2-5-3	0-1-0	19-8-3	0-0-0
vs San Francisco	11/27/20	60-61	L	9-2-2	DNP	11-4-0	11-6-1	DNP	10-6-0	DNP
SAINT FRANCIS (PA)	12/01/20	76-51	w	0-0-3	0-1-1	2-2-4	7-2-1	DNP	11-6-0	0-0-0
KENT ST.	12/04/20	71-64	w	14-1-3	DNP	4-3-0	0-2-1	DNP	18-7-4	DNP
WILLIAM & MARY	12/22/20	76-40	w	6-2-4	2-1-0	6-2-4	3-1-1	0-0-0	9-3-2	DNP
vs Gonzaga	12/26/20	75-98	L	19-2-4	0-0-0	3-2-4	5-2-0	DNP	10-5-1	DNP
at Notre Dame	12/30/20	66-57	w	19-3-5	DNP	0-1-0	6-6-1	DNP	13-10-4	DNP

Opponent	Date	Score		12 COLEMAN,CH	13 MORSELL,CA	21 SHEDRICK,K	22 CAFFARO,FR	23 STATTMANN,	24 KATSTRA,AU	25 III,TREY M
vs Towson	11/25/20	89-54	w	0-1-0	5-4-2	2-0-1	0-1-0	8-2-0	0-0-0	21-3-0
vs San Francisco	11/27/20	60-61	L	DNP	4-1-0	0-3-0	DNP	2-1-0	DNP	4-1-0
SAINT FRANCIS (PA)	12/01/20	76-51	w	0-0-0	7-0-2	12-8-0	0-0-0	4-4-2	0-1-0	10-4-1
KENT ST.	12/04/20	71-64	w	DNP	4-0-1	0-0-0	DNP	DNP	DNP	8-4-2
WILLIAM & MARY	12/22/20	76-40	w	0-0-0	6-2-0	10-7-0	2-2-0	DNP	3-0-0	15-4-3
vs Gonzaga	12/26/20	75-98	L	DNP	8-1-0	0-4-2	0-0-1	DNP	DNP	15-3-2
at Notre Dame	12/30/20	66-57	w	DNP	6-2-1	2-1-0	DNP	DNP	DNP	5-4-1

Opponent	Date	Score		30 HUFF,JAY	33 MCCORKLE,C	53 WOLDETENSA
vs Towson	11/25/20	89-54	w	14-4-0	0-1-2	5-2-1
vs San Francisco	11/27/20	60-61	L	4-7-1	DNP	5-0-1
SAINT FRANCIS (PA)	12/01/20	76-51	w	13-5-0	2-2-0	8-3-4
KENT ST.	12/04/20	71-64	w	18-11-1	DNP	5-1-2
WILLIAM & MARY	12/22/20	76-40	w	9-4-1	0-0-1	5-2-0
vs Gonzaga	12/26/20	75-98	L	9-6-0	DNP	6-0-0
at Notre Dame	12/30/20	66-57	w	15-5-1	DNP	0-1-1



2020-21 Virginia Basketball
Virginia Game-by-Game Highs (as of Dec 30, 2020)
All games



Opponent	Date	Score	Points	Rebounds	Assists	Steals	Blocked shots
vs Towson	11/25/20	89-54	21-Trey Murphy III	8-Sam Hauser	3-Justin McKoy Kihei Clark Sam Hauser	2-Reece Beekman Casey Morsell	3-Jay Huff
vs San Francisco	11/27/20	60-61	11-Justin McKoy Reece Beekman	7-Jay Huff	2-Kihei Clark	1-Kihei Clark Trey Murphy III Kody Statmann	2-Jay Huff
SAINT FRANCIS (PA)	12/01/20	76-51	13-Jay Huff	8-Kadin Shedrick	4-Tomas Woldetensa Reece Beekman	3-Reece Beekman	3-Jay Huff
KENT ST.	12/04/20	71-64	18-Sam Hauser Jay Huff	11-Jay Huff	4-Sam Hauser	2-Tomas Woldetensa Trey Murphy III Reece Beekman	2-Jay Huff
WILLIAM & MARY	12/22/20	76-40	15-Trey Murphy III	7-Kadin Shedrick	4-Reece Beekman Kihei Clark	2-Kihei Clark	3-Jay Huff
vs Gonzaga	12/26/20	75-98	19-Kihei Clark	6-Jay Huff	4-Kihei Clark Reece Beekman	1-Tomas Woldetensa Trey Murphy III Sam Hauser Kadin Shedrick	3-Jay Huff
at Notre Dame	12/30/20	66-57	19-Kihei Clark	10-Sam Hauser	5-Kihei Clark	2-Casey Morsell	1-Casey Morsell Jay Huff Trey Murphy III



Individual Career History



Jabri Abdur-Rahim

			Total		3-Point		F-Throws		Rebounds											Scoring	
Season	gp-gs	min/avg	fg-fga	pct	fg-fga	pct	ft-fta	pct	off	def	tot	avg	pf	fo	ast	to	blk	stl	pts	avg	
2020-21	4-0	28/7.0	1-6	.167	1-5	.200	2-2	1.000	0	2	2	0.5	7	0	1	0	1	1	5	1.3	
TOTAL	4-0	28/7.0	1-6	.167	1-5	.200	2-2	1.000	0	2	2	0.5	7	0	1	0	1	1	5	1.3	

Reece Beekman

			Total		3-Point		F-Throws		Rebounds											Scoring	
Season	gp-gs	min/avg	fg-fga	pct	fg-fga	pct	ft-fta	pct	off	def	tot	avg	pf	fo	ast	to	blk	stl	pts	avg	
2020-21	7-3	153/21.9	13-26	.500	3-8	.375	0-2	.000	0	16	16	2.3	10	0	14	6	1	9	29	4.1	
TOTAL	7-3	153/21.9	13-26	.500	3-8	.375	0-2	.000	0	16	16	2.3	10	0	14	6	1	9	29	4.1	

Francisco Caffaro

			Total		3-Point		F-Throws		Rebounds											Scoring	
Season	gp-gs	min/avg	fg-fga	pct	fg-fga	pct	ft-fta	pct	off	def	tot	avg	pf	fo	ast	to	blk	stl	pts	avg	
2019-20	20-2	152/7.6	9-17	.529	0-0	.000	10-15	.667	10	14	24	1.2	24	0	0	9	5	2	28	1.4	
2020-21	4-0	18/4.5	0-1	.000	0-0	.000	2-2	1.000	1	2	3	0.8	3	0	1	0	0	0	2	0.5	
TOTAL	24-2	170/7.1	9-18	.500	0-0	.000	12-17	.706	11	16	27	1.1	27	0	1	9	5	2	30	1.3	

Kihei Clark

			Total		3-Point		F-Throws		Rebounds										Scoring	
Season	gp-gs	min/avg	fg-fga	pct	fg-fga	pct	ft-fta	pct	off	def	tot	avg	pf	fo	ast	to	blk	stl	pts	avg
2018-19	38-20	1018/26.8	55-157	.350	29-85	.341	33-40	.825	16	73	89	2.3	52	0	97	39	0	28	172	4.5
2019-20	30-30	1114/37.1	105-280	.375	36-96	.375	78-89	.876	11	114	125	4.2	54	0	176	105	3	37	324	10.8
2020-21	7-5	216/30.9	23-49	.469	4-12	.333	24-33	.727	0	10	10	1.4	8	0	24	15	0	3	74	10.6
TOTAL	75-55	2348/31.3	183-486	.377	69-193	.358	135-162	.833	27	197	224	3.0	114	0	297	159	3	68	570	7.6

Chase Coleman

			Total		3-Point		F-Throws		Rebounds											Scoring	
Season	gp-gs	min/avg	fg-fga	pct	fg-fga	pct	ft-fta	pct	off	def	tot	avg	pf	fo	ast	to	blk	stl	pts	avg	
2019-20	17-0	87/5.1	5-18	.278	2-8	.250	0-0	.000	0	8	8	0.5	9	0	4	7	0	5	12	0.7	
2020-21	3-0	5/1.7	0-0	.000	0-0	.000	0-0	.000	0	1	1	0.3	0	0	0	0	0	0	0	0.0	
TOTAL	20-0	92/4.6	5-18	.278	2-8	.250	0-0	.000	0	9	9	0.5	9	0	4	7	0	5	12	0.6	

Sam Hauser

			Total		3-Point		F-Throws		Rebounds											Scoring	
Season	gp-gs	min/avg	fg-fga	pct	fg-fga	pct	ft-fta	pct	off	def	tot	avg	pf	fo	ast	to	blk	stl	pts	avg	
2020-21	7-7	225/32.1	35-72	.486	13-35	.371	7-8	.875	10	35	45	6.4	5	0	14	10	2	1	90	12.9	
TOTAL	7-7	225/32.1	35-72	.486	13-35	.371	7-8	.875	10	35	45	6.4	5	0	14	10	2	1	90	12.9	

Jay Huff

			Total		3-Point		F-Throws		Rebounds											Scoring	
Season	gp-gs	min/avg	fg-fga	pct	fg-fga	pct	ft-fta	pct	off	def	tot	avg	pf	fo	ast	to	blk	stl	pts	avg	
2017-18	12-0	106/8.8	17-25	.680	2-7	.286	5-8	.625	6	17	23	1.9	14	1	4	4	14	1	41	3.4	
2018-19	34-0	318/9.4	58-96	.604	14-31	.452	20-30	.667	19	54	73	2.1	50	0	8	17	25	8	150	4.4	
2019-20	30-18	748/24.9	105-184	.571	19-53	.358	27-50	.540	57	129	186	6.2	72	2	24	32	61	11	256	8.5	
2020-21	7-7	148/21.1	33-47	.702	6-13	.462	10-12	.833	9	33	42	6.0	14	0	4	6	17	1	82	11.7	
TOTAL	83-25	1320/15.9	213-352	.605	41-104	.394	62-100	.620	91	233	324	3.9	150	3	40	59	117	21	529	6.4	



Individual Career History

Trey Murphy III

			Total		3-Point		F-Throws		Rebounds											Scoring	
Season	gp-gs	min/avg	fg-fga	pct	fg-fga	pct	ft-fta	pct	off	def	tot	avg	pf	fo	ast	to	blk	stl	pts	avg	
2020-21	7-2	168/24.0	25-47	.532	16-31	.516	12-15	.800	5	18	23	3.3	9	0	9	3	2	5	78	11.1	
TOTAL	7-2	168/24.0	25-47	.532	16-31	.516	12-15	.800	5	18	23	3.3	9	0	9	3	2	5	78	11.1	

Austin Katstra

			Total		3-Point		F-Throws		Rebounds											Scoring	
Season	gp-gs	min/avg	fg-fga	pct	fg-fga	pct	ft-fta	pct	off	def	tot	avg	pf	fo	ast	to	blk	stl	pts	avg	
2017-18	10-0	19/1.9	4-7	.571	1-4	.250	1-2	.500	0	5	5	0.5	1	0	0	1	0	1	10	1.0	
2018-19	11-0	29/2.6	4-10	.400	2-8	.250	0-0	.000	1	5	6	0.5	4	0	3	1	1	0	10	0.9	
2019-20	1-0	3/3.0	0-2	.000	0-0	.000	0-0	.000	0	5	5	5.0	0	0	0	0	0	0	0	0.0	
2020-21	3-0	5/1.7	1-4	.250	1-3	.333	0-0	.000	1	0	1	0.3	0	0	0	0	0	0	3	1.0	
TOTAL	25-0	56/2.2	9-23	.391	4-15	.267	1-2	.500	2	15	17	0.7	5	0	3	2	1	1	23	0.9	

Carson McCorkle

			Total		3-Point		F-Throws		Rebounds											Scoring	
Season	gp-gs	min/avg	fg-fga	pct	fg-fga	pct	ft-fta	pct	off	def	tot	avg	pf	fo	ast	to	blk	stl	pts	avg	
2020-21	3-0	13/4.3	1-4	.250	0-3	.000	0-0	.000	1	2	3	1.0	1	0	3	0	0	1	2	0.7	
TOTAL	3-0	13/4.3	1-4	.250	0-3	.000	0-0	.000	1	2	3	1.0	1	0	3	0	0	1	2	0.7	

Justin McKoy

			Total		3-Point		F-Throws		Rebounds											Scoring	
Season	gp-gs	min/avg	fg-fga	pct	fg-fga	pct	ft-fta	pct	off	def	tot	avg	pf	fo	ast	to	blk	stl	pts	avg	
2019-20	14-0	103/7.4	5-13	.385	0-0	.000	4-6	.667	5	10	15	1.1	11	0	1	3	1	1	14	1.0	
2020-21	7-4	95/13.6	12-26	.462	2-7	.286	8-9	.889	4	20	24	3.4	9	0	8	4	0	2	34	4.9	
TOTAL	21-4	198/9.4	17-39	.436	2-7	.286	12-15	.800	9	30	39	1.9	20	0	9	7	1	3	48	2.3	

Casey Morsell

			Total		3-Point		F-Throws		Rebounds											Scoring	
Season	gp-gs	min/avg	fg-fga	pct	fg-fga	pct	ft-fta	pct	off	def	tot	avg	pf	fo	ast	to	blk	stl	pts	avg	
2019-20	30-13	654/21.8	46-166	.277	15-85	.176	12-14	.857	8	43	51	1.7	49	0	22	26	5	18	119	4.0	
2020-21	7-3	116/16.6	16-40	.400	3-14	.214	5-6	.833	3	7	10	1.4	8	0	6	5	3	5	40	5.7	
TOTAL	37-16	770/20.8	62-206	.301	18-99	.182	17-20	.850	11	50	61	1.6	57	0	28	31	8	23	159	4.3	

Jayden Nixon

			Total		3-Point		F-Throws		Rebounds											Scoring	
Season	gp-gs	min/avg	fg-fga	pct	fg-fga	pct	ft-fta	pct	off	def	tot	avg	pf	fo	ast	to	blk	stl	pts	avg	
2018-19	14-0	43/3.1	3-10	.300	0-3	.000	2-4	.500	3	5	8	0.6	10	0	1	4	2	2	8	0.6	
2019-20	5-0	18/3.6	1-2	.500	0-1	.000	0-0	.000	1	1	2	0.4	1	0	0	2	0	0	2	0.4	
2020-21	2-0	4/2.0	0-0	.000	0-0	.000	0-0	.000	0	1	1	0.5	1	0	0	0	0	0	0	0.0	
TOTAL	21-0	65/3.1	4-12	.333	0-4	.000	2-4	.500	4	7	11	0.5	12	0	1	6	2	2	10	0.5	

Malachi Poindexter

			Total		3-Point		F-Throws		Rebounds											Scoring	
Season	gp-gs	min/avg	fg-fga	pct	fg-fga	pct	ft-fta	pct	off	def	tot	avg	pf	fo	ast	to	blk	stl	pts	avg	
2020-21	2-0	3/1.5	0-2	.000	0-2	.000	0-0	.000	0	0	0	0.0	0	0	0	0	0	0	0	0.0	
TOTAL	2-0	3/1.5	0-2	.000	0-2	.000	0-0	.000	0	0	0	0.0	0	0	0	0	0	0	0	0.0	

Kadin Shedrick

			Total		3-Point		F-Throws		Rebounds											Scoring	
Season	gp-gs	min/avg	fg-fga	pct	fg-fga	pct	ft-fta	pct	off	def	tot	avg	pf	fo	ast	to	blk	stl	pts	avg	
2020-21	7-0	72/10.3	10-19	.526	0-1	.000	6-9	.667	12	11	23	3.3	9	0	3	6	4	2	26	3.7	
TOTAL	7-0	72/10.3	10-19	.526	0-1	.000	6-9	.667	12	11	23	3.3	9	0	3	6	4	2	26	3.7	



Individual Career History

Kody Stattmann

Season	gp-gs	min/avg	Total		3-Point		F-Throws		Rebounds											Scoring	
			fg-fga	pct	fg-fga	pct	ft-fta	pct	off	def	tot	avg	pf	fo	ast	to	blk	stl	pts	avg	
2018-19	18-0	73/4.1	9-21	.429	4-15	.267	8-9	.889	2	9	11	0.6	8	0	2	5	0	1	30	1.7	
2019-20	24-10	514/21.4	33-98	.337	14-52	.269	6-9	.667	10	48	58	2.4	24	0	16	21	10	9	86	3.6	
2020-21	3-0	33/11.0	7-12	.583	0-2	.000	0-0	.000	0	7	7	2.3	1	0	2	0	0	1	14	4.7	
TOTAL	45-10	620/13.8	49-131	.374	18-69	.261	14-18	.778	12	64	76	1.7	33	0	20	26	10	11	130	2.9	

Tomas Woldetensae

			Total		3-Point		F-Throws		Rebounds											Scoring	
Season	gp-gs	min/avg	fg-fga	pct	fg-fga	pct	ft-fta	pct	off	def	tot	avg	pf	fo	ast	to	blk	stl	pts	avg	
2019-20	29-22	785/27.1	65-187	.348	52-144	.361	8-9	.889	5	58	63	2.2	52	0	33	30	8	23	190	6.6	
2020-21	7-4	123/17.6	11-28	.393	8-22	.364	4-4	1.000	0	9	9	1.3	13	0	9	5	0	5	34	4.9	
TOTAL	36-26	908/25.2	76-215	.353	60-166	.361	12-13	.923	5	67	72	2.0	65	0	42	35	8	28	224	6.2	