



# VIRGINIA<sup>TM</sup>

**VIRGINIA ATHLETICS MEDIA RELATIONS**  
 295 Massie Road, Room 154  
 Charlottesville, VA 22904  
**Men's Basketball Contact:** Erich Bacher  
**O:** (434) 982-5530 **C:** (720) 318-5538  
**E-mail:** bacher@virginia.edu  
**Web:** VirginiaSports.com  
**Twitter:** @UVAMensHoops, @ErichJBacher

24 NCAA TOURNAMENT APPEARANCES · 2019 NCAA CHAMPIONS · 3 NCAA FINAL FOURS · 11 ALL-AMERICANS · 27 ALL-ACC FIRST TEAM SELECTIONS

**GAME INFORMATION****Date / Time:** Saturday, March 20, 2021 / 7:15 p.m. ET**Site:** Bloomington, Ind. / Assembly Hall (17,222)**truTV:** Carter Blackburn, Debbie Antonelli & Dana Jacobson**Online:** ncaa.com/marchmadnesslive**Virginia Sports Radio Network:** Dave Koehn & Jimmy Miller**Westwood One/NCAA Radio:** Ted Emrich & Kyle Macy

Sirius (134), XM (201), Internet (964)

&amp; WestwoodOneSports.com/madness

**Live Stats/Twitter:** VirginiaSports.com/@UVAMensHoops**Virginia All-Time vs. Ohio:** 1-2**Charlottesville:** 1-1 (1-1 at University Hall)**Athens:** 0-1**First Meeting:** Nov. 18, 1994 (Ohio 94, @Virginia 83)**Last Meeting:** Feb. 26, 2003 (@Ohio 78, Virginia 72)**Winning Streak:** Ohio, 1 game**Virginia vs. Mid-American Conference:** 3-3

VS.

**NO. 4 SEED VIRGINIA CAVALIERS (18-6)**

Head Coach: Tony Bennett (Green Bay, 1992)

Virginia: 295-102 (12th season), Career: 364-135 (15th season)

**NO. 13 SEED OHIO BOBCATS (16-7)**

Head Coach: Jeff Boals (Ohio, 1995)

Ohio: 33-22 (2nd season), Career: 88-63 (5th season)

**FOR OPENERS**

• No. 4 Seed Virginia (18-6) will play No. 13 Seed Ohio (16-7) in the first round of the NCAA Tournament on Saturday, March 20. Tipoff at Assembly Hall in Bloomington, Ind., is set for 7:15 p.m. on truTV.

• UVA earned an at-large bid into the NCAA Tournament, while Ohio earned the Mid American Conference's automatic bid.

• Virginia earned its school-record seventh straight NCAA Tournament appearance and third No. 4 seed in school history.

• UVA has won 18 or more games for the 10th straight season under four-time ACC Coach of the Year Tony Bennett.

• Virginia is 9-5 away from John Paul Jones Arena, including a 2-2 record on neutral courts.

• Virginia's Tony Bennett will coach his 500th career game, posting a career mark of 364-135 in 15 seasons.

• Ohio forward Ben Vander Plas' father, Dean Vander Plas, and Tony Bennett were college teammates at Green Bay under Tony's father, Dick Bennett, from 1989-91.

• Ben Vander Plas was named after Dick Bennett.

• Ben Vander Plas and Sam Hauser were AAU teammates as grade schoolers for the Fox Valley Skillz in Wisconsin.

**UVA ALL-TIME IN THE NCAA TOURNAMENT**

• The Cavaliers are 35-22 all-time in the NCAA Tournament.

• UVA will make its school-record seventh consecutive and 24th overall NCAA Tournament appearance in 2021 (2020 NCAA Tournament was canceled due to the pandemic).

• UVA is 4-2 as a No. 4 seed in the NCAA Tournament (3-1 in 1995 and 1-1 in 2007).

• UVA won the NCAA championship in 2019 and also made Final Four appearances in 1981 and 1984, respectively.

• Virginia head coach Tony Bennett is 16-8 in nine NCAA tournaments, including a 13-6 record at UVA.

**LAST TIME IN THE NCAA TOURNAMENT**

• Virginia went 6-0 in the 2019 NCAA Tournament to claim its first national championship.

• UVA defeated No. 16 seed Gardner-Webb (71-56), No. 9 seed Oklahoma (63-51), No. 12 seed Oregon (53-49), No. 3 seed Purdue (80-75 OT), No. 5 seed Auburn (63-62) and No. 3 seed Texas Tech (85-77 OT).

• Final Four MOP Kyle Guy was joined on the All-Tournament Team by teammates De'Andre Hunter and Ty Jerome.

• The Cavaliers' six wins included three wins vs. ranked opponents (No. 9 Texas Tech, No. 13 Purdue and No. 14 Auburn).

• Tony Bennett became the 10th active head coach to win an NCAA title, joining Mike Krzyzewski, Roy Williams, Jim Calhoun, Jay Wright, Jim Boeheim, Tom Izzo, Tubby Smith, John Calipari and Bill Self.

**VIRGINIA'S STARTING LINEUP VS. SYRACUSE (3/11/21)**

Pos.	No.	Player (Hometown)	Yr.	Ht.	Wt.	PPG	RPG	NOTES
G	0	Kihei Clark (Woodland Hills, Calif.)	Jr.	5-9	160	9.5	4.6(a)	5 or more assists in 12 games; 383 career assists
G	2	Reece Beekman (Baton Rouge, La.)	Fr.	6-3	174	4.7	2.9	Team-high 29 steals; Game-winner and two steals vs. Syracuse
G	25	Trey Murphy III (Durham, N.C.)	Jr.	6-9	206	11.3	3.4	10+ points in 16 games; 42.9 3FG%; 15 points vs. Syracuse
F	10	Sam Hauser (Stevens Point, Wis.)	R-Sr.	6-8	218	16.0	6.7	16.9 ppg & 7.1 rpg in ACC; 20+ pts in 6 gms; 1,667 career pts
F	30	Jay Huff (Durham, N.C.)	R-Sr.	7-1	240	13.1	7.1	3 or more blocks in 11 games; 6 double-doubles in 20-21

**OFF THE BENCH**

G	53	Tomas Woldetensae (Bologna, Italy)	Sr.	6-5	197	4.6	1.4	14 pts (4-5 3's) vs. Pitt; 14 pts (4-6 3's) at CLEM; 12 pts at FSU
F	4	Justin McKay (Cary, N.C.)	So.	6-8	215	3.6	3.3	18 points & 21 rebounds in first 4 games; 4 starts
G	13	Casey Morsell (Fort Washington, Md.)	So.	6-3	196	4.3	1.3	Started 3 games; Season-high 15 points vs. Notre Dame
C	22	Francisco Caffaro (Sante Fe, Argentina)	R-So.	7-0	250	1.3	1.3	Played 16 games; Season-high 4 pts & 3 rebs vs. GT/Miami

**A WIN VS. OHIO WOULD:**

- Give UVA 19 or more wins for the 10th straight season.
- Give UVA a four-game winning streak.
- Give UVA a 36-22 all-time record in the NCAA Tournament.
- Give UVA its 13th win in the NCAA round of 64.
- Give UVA a 5-2 record as a No. 4 seed in the NCAA Tournament.
- Give UVA a 2-2 record against Ohio.
- Give UVA a 4-3 record against current MAC members.
- Give Tony Bennett a 17-8 record in the NCAA Tournament.
- Give UVA a 3-2 mark on neutral courts in 2020-21.

**ALL-TIME VS. OHIO**

- Virginia is 1-2 all-time vs. Ohio in the series that dates back to 1994.
- The Cavaliers are 1-1 against the Bobcats in Charlottesville, recording a 94-83 loss in 1994 and 90-71 win in 2000.
- Ohio defeated the Cavaliers 78-72 in Athens in the last meeting between the teams in 2003.

**LAST TIME VS. THE BOBCATS**

- Steve Esterkamp scored a game-high 31 points to lead Ohio to a 78-72 win over Virginia in Athens on Feb. 26, 2003.
- Todd Billet and Nick Vander Laan each scored 15 points for Virginia, which shot 48.3 percent in the loss.
- Ohio drilled 9 of 15 3-point shots and went 23 of 30 from the free throw line.
- Elton Brown and Devin Smith each added 10 points for UVA.

**IN THE NCAA RANKINGS**

As of March 17, Virginia ranks third nationally in personal fouls per game (12.9), turnovers per game (9.4) and free throw percentage (81.7%), sixth in scoring defense (60.5), 12th in assist/turnover ratio (1.48), 17th in 3-point field goal percentage (38.1%) and 24th in field goal percentage (48%).

**LAST TIME OUT**

- Reece Beekman's 3-pointer at the buzzer gave No. 1 seed Virginia a 72-69 win over No. 8 seed Syracuse in the ACC quarterfinals on Thursday, March 11.
- Sam Hauser led the Cavaliers (18-6) with 21 points, while Jay Huff had his 10th career double-double with 13 points and 12 rebounds.
- Trey Murphy III chipped in 15 points and Kihei Clark added 10 points and a game-high six assists.
- UVA shot 45.5 percent and attempted a season-high 35 3-pointers.
- UVA outrebounded the Orange 33-30.
- Buddy Boeheim had a game-high 31 points for Syracuse.

**2020-21 SCHEDULE/RESULTS - 18-6, 13-4 ACC**

Date	Opponent	TV	Time/Result
Nov. 25	[4] vs. Towson ^	TBA	W, 89-54
Nov. 27	[4] vs. San Francisco ^	ESPN	L, 61-60
<b>Dec. 1</b>	<b>[15] St. Francis (Pa.)</b>	<b>ACCN</b>	<b>W, 76-51</b>
<b>Dec. 4</b>	<b>[15] Kent State</b>	<b>ACCN</b>	<b>W, 71-64 ot</b>
<b>Dec. 9</b>	<b>[18] Michigan St. (4) %</b>	<b>ESPN</b>	<b>Postponed</b>
Dec. 16	[17] at Wake Forest *	ACCN	Postponed
Dec. 19	[17] vs. Villanova (7) #	FOX	Canceled
<b>Dec. 22</b>	<b>[16] William &amp; Mary</b>	<b>ACCN</b>	<b>W, 76-40</b>
Dec. 26	[16] vs. Gonzaga (1) &	CBS	L, 98-75
Dec. 30	[23] at Notre Dame *	ACCN	W, 66-57
<b>Jan. 2</b>	<b>[23] Virginia Tech (24) *</b>	<b>ACCN</b>	<b>Postponed</b>
<b>Jan. 6</b>	<b>[22] Wake Forest *</b>	<b>RSN</b>	<b>W, 70-61</b>
Jan. 9	[22] at Boston College *	ACCN	W, 61-49
<b>Jan. 13</b>	<b>[18] Notre Dame *</b>	<b>ACCN</b>	<b>W, 80-68</b>
Jan. 16	[18] at Clemson (12) *	ESPN	W, 85-50
<b>Jan. 23</b>	<b>[13] Georgia Tech *</b>	<b>ACCN</b>	<b>W, 64-62</b>
<b>Jan. 25</b>	<b>[8] Syracuse *</b>	<b>ESPN</b>	<b>W, 81-58</b>
Jan. 30	[8] at Virginia Tech (20) *	ACCN	L, 65-51
Feb. 3	[14] at NC State *	ACCN	W, 64-57
<b>Feb. 6</b>	<b>[14] Pitt *</b>	<b>ESPN</b>	<b>W, 73-66</b>
Feb. 10	[9] at Georgia Tech *	RSN	W, 57-49
<b>Feb. 13</b>	<b>[9] No. Carolina (RV) *</b>	<b>ESPN</b>	<b>W, 60-48</b>
Feb. 15	[9] at Florida St. (17) *	ESPN	L, 81-60
Feb. 20	[7] at Duke *	ESPN	L, 66-65
<b>Feb. 24</b>	<b>[15] NC State *</b>	<b>ACCN</b>	<b>L, 68-61</b>
<b>Mar. 1</b>	<b>[21] Miami *</b>	<b>ACCN</b>	<b>W, 62-51</b>
Mar. 6	[21] at Louisville *	ESPN2	W, 68-58
Mar. 11	[16] Syracuse **	ESPN2	W, 72-69
Mar. 12	[16] Georgia Tech **	ESPN2	Canceled
Mar. 20	[15] Ohio &	truTV	7:15 p.m.

**Home Games in Bold**

^ - Bubbleville, Uncasville, Conn.

# - Madison Square Garden, New York, N.Y.

% - ACC/B1G Challenge

\* - ACC game

\*\* - ACC Tournament game

&amp; - NCAA Tournament game

All Times Eastern

**PRONUNCIATION GUIDE**

Jabri Abdur-Rahim	Juh-Bree Ab-der Ruh-heem
Kihei Clark	Key-Hay
Francisco Caffaro	Cuh-FAR-oh
Sam Hauser	How-Zer
Casey Morsell	More-SELL
Tomas Woldetensae	Thomas Wool-duh-TEN-sigh

**VIRGINIA HEAD COACH TONY BENNETT**

- Dean and Markel Families Head Men's Basketball Coach Tony Bennett has a 295-102 (.743) mark in 12 seasons at Virginia and 364-135 (.729) career mark in 15 seasons.
- With the Feb. 13 win over North Carolina, Bennett became just the third coach in ACC men's basketball history to lead his program to 10-straight winning conference seasons, joining Dean Smith and Mike Krzyzewski.
- Bennett guided the Cavaliers to their 10th ACC regular-season championship in 2020-21, including the fifth in the last eight seasons.
- In 2018-19, Bennett led the Cavaliers to their first NCAA national championship, a share of their ninth ACC regular-season title and school-record 35 wins.
- The three-time National and four-time ACC Coach of the Year led the Cavaliers to their eighth straight season with 23 or more wins in 2019-20.
- Bennett became the 80th active Division I head coach to win his 300th career game against Marshall on Dec. 31, 2018.
- Bennett was named the USBWA Henry Iba National Coach of the Year for the third time in 2018 to rank second all-time behind legendary John Wooden, who captured the award six times.
- He has led UVA to outright ACC regular-season and tournament championships in the same season two times (2014 and 2018).
- Bennett guided UVA to six straight NCAA Tournament appearances from 2014-19 for the first time in school history and has led UVA to 29 or more wins in five of the past seven seasons.
- Bennett is the fifth coach in ACC history to win at least three outright ACC regular-season titles (Frank McGuire, Dean Smith, Mike Krzyzewski and Roy Williams).
- Bennett has led UVA to a school-best 16 or more ACC wins in four of the last seven seasons and a school-record nine straight seasons with 11 or more ACC wins.
- He has led UVA to a school-best nine straight 20-win seasons.
- Bennett guided UVA to a school-record 89 wins over three seasons two times (2014-16, 2017-19 & 2018-20).
- Bennett led UVA to nine consecutive postseason appearances (2012-19) and six consecutive NCAA tournaments (2014-19).
- Bennett led the Cavaliers to 30 wins in back-to-back seasons two times (2014-2015 and 2018-19).
- UVA is 149-62 (.706) in ACC play (84-21 at home & 65-41 away), 168-30 (.848) at home and 146-40 (.785) in non-conference action (82-7 at JPJ) under Bennett.
- Bennett ranks third all-time in winning percentage (.706) among ACC head coaches with 100 or more ACC regular-season wins.

**BENNETT IN THE NCAA TOURNAMENT**

- Virginia head coach Tony Bennett is 16-8 all-time in nine NCAA tournament appearances.
- Bennett owns a 13-6 record in seven appearances at UVA (2012, 2014, 2015, 2016, 2017, 2018, 2019), highlighted by this season's 6-0 mark en route to the NCAA national championship.
- He went 3-2 during two trips at Washington State and led WSU to the NCAA Sweet 16 in 2008.

**OUR DEFENSE NEVER RESTS**

- UVA has limited 16 opponents to 64 or fewer points and four foes to fewer than 50.
- The Cavaliers are limiting their opponents to 60.5 points per game, which ranks sixth nationally.
- UVA has forced 18 shot clock violations.
- UVA has limited 13 opponents to 40 percent or less field goal shooting and outrebounded 14 opponents.
- Bennett-coached teams have led the nation in scoring defense seven times and finished in the top-five nationally 11 times.

**50-40-80**

- Sam Hauser (51.8 FG%, 43.4 3FG%, 88.1 FT%), Jay Huff (59.7 FG%, 40.6 3FG%, 83.7 FT%) and Trey Murphy (50.5 FG%, 42.9 3FG%, 92.7 FT%) are on pace to become the only players in UVA basketball history to shoot 50 percent from the field, 40 percent from 3-point range and 80 percent from the free throw line in the same season.

**COMMON OPPONENTS**

- Virginia and Ohio share one common opponent, Kent State, from 2020-21.
- The Cavaliers went 1-0 against Kent State (71-64 overtime win), while Ohio went 1-1 against the Golden Flashes (89-79 loss and 85-63 win).

**NATIONAL DEFENSIVE POINTS PER GAME RANKINGS UNDER TONY BENNETT**

Year	School	Pts/Gm	Rank
2006-07	Washington State	59.5	17th
2007-08	Washington State	56.4	3rd
2008-09	Washington State	55.4	1st
2009-10	Virginia	63.6	54th
2010-11	Virginia	62.4	36th
2011-12	Virginia	54.2	2nd
2012-13	Virginia	55.6	5th
2013-14	Virginia	55.7	1st
2014-15	Virginia	51.5	1st
2015-16	Virginia	60.1	2nd
2016-17	Virginia	56.4	1st
2017-18	Virginia	54.0	1st
2018-19	Virginia	56.1	1st
2019-20	Virginia	52.4	1st
2020-21	Virginia	60.5	6th

**HOW ARE THESE CAVALIERS?**

- We play defense, take good shots, share and take care of the basketball, rebound and play more defense.
- Sam Hauser leads the team in scoring (16.0 ppg), 3-point percentage (43.4 percent) and 3-pointers (62), and is second in rebounding (6.8 rpg).
- Hauser is also shooting 51.8 percent from the field and 88.1 percent from the foul line.
- Jay Huff leads the team in blocked shots (2.6 bpg) and rebounding (7.1 rpg), and is second in scoring (13.1 ppg).
- Kihei Clark, who has handed out six or more assists in eight contests, has averaged 9.5 points and team-high 4.6 assists.
- Trey Murphy III (11.3 ppg) leads UVA in free throw shooting (92.7%), and ranks second in 3-point shooting (42.9%) and 3-pointers (48).
- Reece Beekman is an excellent defender and has a team-high 29 steals.
- Tomas Woldetensae (42.6 3FG%), Casey Morsell (4.3 ppg), Justin McKoy (3.5 ppg and 3.3 rpg) and Francisco Caffaro add depth off the bench.

**GETTING OFFENSIVE IN 2020-21**

- Virginia has scored 70 or more points in 11 games (10-1) and is averaging 68.6 points per game.
- UVA is shooting 48 percent from the field, best since 49.1 percent in 2015-16.
- UVA's 89 points against Towson were its most since scoring 100 against Marshall during the 2018-19 season.
- UVA ranks third nationally in free throw percentage (81.7%), 17th nationally in 3-point field goal percentage (38.1%) and 24th in field goal percentage (48%).
- UVA's 81.7 percent free throw shooting is its best in school history.

**UVA VS. THE MID-AMERICAN CONFERENCE**

- Virginia meets its second Mid-American Conference foe in 2020-21.
- The Cavaliers defeated the MAC's Kent State 71-64 in overtime on Dec. 4 at John Paul Jones Arena.
- UVA is 3-3 all-time vs. current MAC opponents (2-0 vs. Kent State, 1-2 vs. Ohio and 0-1 vs. Bowling Green).
- Tony Bennett is 1-0 vs. the MAC as a head coach.

**UVA VS. CREIGHTON AND UC SANTA BARBARA**

- If Virginia defeats Ohio, the Cavaliers would meet No. 5 seed Creighton (20-8) of the BIG EAST Conference or No. 12 seed UC Santa Barbara (22-4) of the Big West for the first time in the NCAA second round on Sunday, March 22.

**UVA VS. RANKED OPPONENTS**

- UVA is 1-3 vs. ranked opponents, dropping a 98-75 decision to top-ranked Gonzaga, defeating then-No. 12 Clemson, losing at then-No. 20 Virginia Tech and then-No. 16 Florida State.
- The Cavaliers were 4-2 against ranked opponents in 2019-20.
- UVA is 47-38 against ranked opponents in the Tony Bennett era.
- UVA's 11 ranked wins in 2018-19 marked a school record.
- UVA is 160-333 vs. ranked opponents since 1953-54.
- UVA is 1-31 all-time vs. No. 1-ranked opponents (86-73 win vs. No. 1 North Carolina on Jan. 30, 1986).

**ABOUT THE 2020-21 SCHEDULE**

- Three of Virginia's opponents are ranked in the latest AP Top-25 poll (Gonzaga, Florida State and Virginia Tech), while Georgia Tech and Clemson received votes.



# HEAD COACH TONY BENNETT

**PERSONAL**

Birthdate: June 1, 1969  
Birthplace: Clintonville, Wis.

Family: wife, Laurel; daughter, Anna; son, Eli

**EDUCATION**

College: Green Bay, 1992

**COACHING EXPERIENCE**

1999-00	Wisconsin (staff volunteer)
2000-01	Wisconsin (assistant coach)
2003-04	Washington State (assistant coach)
2004-06	Washington State (associate head coach)
2006-09	Washington State (head coach)
2009-	Virginia (head coach)

**THE BENNETT RECORD**

Year	School	Record (Conf)	Postseason
2006-07	Washington St.	26-8 (13-5)	NCAA 2nd Round
2007-08	Washington St.	26-9 (11-7)	NCAA Sweet 16
2008-09	Washington St.	17-16 (8-10)	NIT 1st Round
2009-10	Virginia	15-16 (5-11)	
2010-11	Virginia	16-15 (7-9)	
2011-12	Virginia	22-10 (9-7)	NCAA 2nd Round
2012-13	Virginia	23-12 (11-7)	NIT Quarterfinals
2013-14	Virginia	30-7 (16-2)	NCAA Sweet 16
2014-15	Virginia	30-4 (16-2)	NCAA Third Round
2015-16	Virginia	29-8 (13-5)	NCAA Elite Eight
2016-17	Virginia	23-11 (11-7)	NCAA 2nd Round
2017-18	Virginia	31-3 (17-1)	NCAA 1st Round
2018-19	Virginia	35-3 (16-2)	NCAA Champions
2019-20	Virginia	23-7 (15-5)	N/A
2020-21	Virginia	18-6 (13-4)	NCAA Tournament
<b>Total</b>	<b>15 seasons</b>	<b>364-135</b>	
<b>Virginia</b>	<b>12 seasons</b>	<b>295-102</b>	

**BENNETT VS. 2020-21 OPPONENTS**

Opponent	Career	Virginia
Boston College	9-4	9-4
Clemson	13-3	13-3
Duke	4-12	4-12
Florida State	9-10	9-10
Georgia Tech	15-2	15-2
Gonzaga	2-2	0-1
Kent State	1-0	1-0
Louisville	12-2	12-2
Miami	10-6	10-6
Michigan State	0-2	0-2
North Carolina	12-8	12-7
NC State	14-4	14-4
Notre Dame	12-1	11-1
Pitt	10-2	10-1
Saint Francis (Pa.)	1-0	1-0
San Francisco	0-1	0-1
Syracuse	9-3	9-3
Towson	3-0	3-0
Villanova	1-1	1-1
Virginia Tech	16-7	16-7
Wake Forest	10-4	10-4
William & Mary	4-0	4-0

# NATIONAL RANKINGS

## ASSOCIATED PRESS POLL (March 15)

<b>1</b>	<b>Gonzaga (60)</b>	<b>26-0</b>	<b>1500</b>
2	Illinois	23-6	1415
3	Baylor	22-2	1397
4	Michigan	20-4	1280
5	Alabama	24-6	1242
6	Houston	24-3	1145
7	Ohio State	21-9	1138
8	Iowa	21-8	1132
9	Texas	19-7	993
10	Arkansas	22-6	895
11	Oklahoma State	20-8	891
12	Kansas	20-8	803
13	West Virginia	18-9	745
<b>14</b>	<b>Florida State</b>	<b>16-6</b>	<b>651</b>
<b>15</b>	<b>Virginia</b>	<b>18-6</b>	<b>584</b>
16	San Diego State	23-4	521
17	Loyola Chicago	24-4	513
18	Villanova	16-6	490
19	Creighton	20-8	411
20	Purdue	18-9	382
21	Texas Tech	17-10	271
22	Colorado	22-8	243
23	BYU	20-6	125
	USC	22-7	125
<b>25</b>	<b>Virginia Tech</b>	<b>15-6</b>	<b>118</b>

Others receiving votes: **Georgia Tech 103**, Tennessee 72, St. Bonaventure 71, UConn 62, LSU 54, Oregon 40, Oklahoma 40, Wisconsin 26, Winthrop 10, **Clemson 5**, UC Santa Barbara 2, Cleveland State 2, Missouri 2, Georgetown 1

## FERRIS MOWERS COACHES POLL (March 15)

<b>1</b>	<b>Gonzaga (32)</b>	<b>26-0</b>	<b>800</b>
2	Illinois	23-6	745
3	Baylor	22-2	737
4	Michigan	20-4	676
5	Alabama	24-6	668
6	Houston	24-3	587
7	Ohio State	21-9	586
8	Iowa	21-8	549
9	Texas	19-7	488
10	Arkansas	22-6	472
11	Kansas	20-8	433
12	Oklahoma State	20-8	402
13	West Virginia	18-9	395
<b>14</b>	<b>Florida State</b>	<b>16-6</b>	<b>391</b>
<b>15</b>	<b>Virginia</b>	<b>18-6</b>	<b>347</b>
16	Loyola Chicago	24-4	312
17	Villanova	16-6	289
18	San Diego State	23-4	273
19	Creighton	20-8	245
20	Purdue	18-9	206
21	Texas Tech	17-10	132
22	Colorado	22-8	127
23	USC	22-7	104
<b>24</b>	<b>Virginia Tech</b>	<b>15-6</b>	<b>101</b>
25	Oregon	20-6	73

Others receiving votes: BYU 55, Oklahoma 42, St. Bonaventure 42, UConn 33, **Georgia Tech 18**, Wichita State 14, LSU 13, Drake 10, Tennessee 9, Winthrop 8, Missouri 8, North Texas 3, **Clemson 3**, Georgetown 2, UC Santa Barbara 1, UCLA 1

## 2020-21 Opponents in Bold

## CAVALIERS AGAINST THE FIELD OF 68

· Virginia competed against seven teams which qualified for the NCAA Tournament, posting a 6-3 record.  
· UVA went 2-0 vs. Georgia Tech, 2-0 vs. Syracuse, 1-0 vs. Clemson, 1-0 vs. North Carolina, 0-1 vs. Florida State and 0-1 vs. Gonzaga and 0-1 vs. Virginia Tech.

## RECORDS WATCH

· Jay Huff ranks second at UVA with 162 career blocked shots.  
· Huff blocked four shots to pass Mamadi Diakite (156 blocked shots from 2017-20) for second on the list.  
· Huff's career-high 62 blocked shots rank seventh on UVA's all-time single-season list, while his 61 blocked shots in 2019-20 rank eighth.  
· Huff has 45 career multi-block games, including 16 last season and 18 this season.  
· Jay Huff's 4 of 5 shooting performance in the win over Syracuse vaulted him into first on UVA's all-time field goal percentage list at 59.4 percent (303 of 510).

## TRANSFERS MAKING IMMEDIATE IMPACT

· Transfers Sam Hauser and Trey Murphy III have made immediate impacts for the Cavaliers in 2020-21.  
· Hauser, who played three seasons at Marquette, leads UVA in scoring (16.0 ppg), 3-point percentage (.434) and 3-pointers (62), and second in rebounding (6.7 rpg).  
· Hauser has reached double figures in 22 games, including a season-high 24 at Louisville, 23 points vs. Pitt, 22 points vs. Georgia Tech, 21 vs. NC State and Syracuse (twice), and 19 points against Towson and Duke.  
· Hauser registered three straight double-doubles (13 points & 10 rebounds at Notre Dame, 16 points & 11 rebounds vs. Wake Forest and 17 points and 10 rebounds at Boston College).  
· Hauser leads the ACC in 3-point percentage (43.4%), including a career-high tying seven against the Orange.  
· Murphy III transferred to Virginia from Rice after the 2019-20 season and received his NCAA waiver on Nov. 24.  
· Murphy III had a game-high 21 points in his UVA debut, recording his eighth career 20-point effort and tying a career-high with six 3-pointers off the bench.  
· Murphy III, who has reached double figures in 16 games, led the Cavaliers with 18 points at Georgia Tech, tied for team high with 18 at NC State and added 17 at Louisville.  
· Murphy leads UVA in free throw shooting (92.7%) and is second in 3-point shooting (42.9%) and 3-pointers (48).

## FOUR CAVALIERS AMONG ACC LEADERS

· As of March 17, Jay Huff ranks first in the ACC in field goal percentage (.597), second in blocked shots (2.6), 11th in rebounding (7.1) and 18th in scoring (13.1).  
· Sam Hauser ranks first in 3-point percentage (.434), second in made 3-pointers (2.6), fifth in field goal percentage (.518), seventh in scoring (16.0), 12th in minutes (34.0) and 13th in rebounding (6.7).  
· Kihei Clark ranks third in assists (4.6), sixth in assist/turnover ratio (2.1) and 13th in minutes (33.9).  
· Trey Murphy III ranks ninth in made 3-pointers (2.0).

## OUR DEFENSE NEVER RESTS

· UVA has limited 16 opponents to 64 or fewer points and four foes to fewer than 50.  
· UVA has limited its foes to 60.5 ppg (6th nationally).  
· UVA has forced 18 shot clock violations.  
· UVA has limited 13 opponents to 40 percent or less field goal shooting and outrebounded 14 opponents.  
· Bennett-coached teams have led the nation in scoring defense seven times and finished in the top-five nationally 11 times.

## UVA RANKED NO. 15 IN LATEST AP POLL

· Virginia is ranked No. 15 in the latest Associated Press poll.  
· UVA has been ranked in the top 25 of the AP poll for 19 straight weeks over the past two seasons.  
· UVA was ranked No. 4 in both preseason polls, marking its third AP preseason top-5 ranking in school history (No. 1 in 1982-83 and No. 5 in 2018-19).  
· UVA has been ranked in the top 25 in the preseason rankings in nine of the past 10 seasons.

## VIRGINIA EXCEEDS EXPECTATIONS AGAIN

· Virginia was selected first in the ACC Operation Basketball 2020-21 Preseason Poll and finished first in the standings.  
· The Cavaliers have finished at or higher than their predicted finish in 12 of the last 13 seasons.  
· The Cavaliers were named the Preseason ACC favorite for the first time since 1982-83 and second time in the 52-year history of the league poll.  
· Virginia was followed Duke, Florida State, North Carolina and Louisville in the top five.  
· ACC preseason voters selected Syracuse sixth, followed by Miami, NC State, Georgia Tech and Clemson. Virginia Tech was picked 11th, while Notre Dame, Pitt, Boston College and Wake Forest rounded out the voting.

## HOLDING FOES UNDER 50

· UVA is 4-0 when limiting opponents to fewer than 50 points (William & Mary, Boston College, Georgia Tech and UNC).  
· UVA is 103-2 when achieving the mark in the Tony Bennett era.  
· Bennett-coached teams are 127-3 when holding opponents to fewer than 50 points (25-1 in three years at Washington State).  
· UVA is 27-0 when limiting opponents to fewer than 40 points under Bennett.  
· In 2019-20, UVA had four wins when scoring fewer than 50 points for the first time since accomplishing the feat seven times in 1944-45.

## WATCH ME NOW

· Sam Hauser was one of 25 players named to the Wooden Award midseason watch list on Jan. 5.  
· Hauser was named a top-5 finalist for the Julius Erving Award, honoring college basketball's top small forward.  
· Kihei Clark was named a semifinalist for the 2021 Naismith Men's Defensive Player of the Year on Feb. 25.  
· Kihei Clark (Bob Cousy Award) and Jay Huff (Kareem Abdul-Jabbar Award) were named to Naismith Memorial Basketball Hall of Fame preseason award top-20 watch lists.  
· The Cousy Award honors the nation's top point guard, while the Abdul-Jabbar honors the top center.  
· Clark was named to the Cousy top-20 watch list last year.  
· Hauser named to the preseason watch list for the 2021 Jersey Mike's Naismith Trophy Watch List for Men's Player of the Year and one of 20 players for the 2021 NABC Division I Player of the Year watch list.

## THE ELECTRIC 70s AND AWESOME 80s

· Virginia is 10-1 when scoring 70 or more points in 2020-21.  
· UVA is 136-10 when scoring at least 70 under Tony Bennett.  
· The Cavaliers are 4-0 when scoring 80 or more points under Bennett and 39-1 all-time with their lone loss a 93-81 decision at North Carolina in 2012-13.  
· UVA was 1-1 when scoring 70 or more points in 2019-20 after scoring 80 or more in nine games in 2018-19.  
· Bennett was 4-0 when scoring 80+ points at Washington State.  
· UVA scored 100 points against Marshall (2018-19) for the first time under Tony Bennett and added 97 points against Coppin State.  
· UVA is 4-0 all-time when scoring 90 or more under Bennett.

## MURRAY SIGNS WITH CAVALIERS

· Virginia signed guard Taine Murray (Auckland, New Zealand/Rosmini College) to a National Letter of Intent on Nov. 11.  
· The 6-5, 200-pound Murray helped Rosmini College High School to an 82-14 record from 2017-19.  
· Murray competed for Auckland of the New Zealand NBL in 2019-20, averaging 18 points, 4.0 rebounds and 3.0 assists.

## FIVE CAVALIERS NAMED TO ALL-ACC ACADEMIC TEAM

· Sam Hauser, Jay Huff, Justin McKay, Trey Murphy III and Tomas Woldetensae were among 41 student-athletes named to the All-ACC Academic Team.  
· Minimum academic requirements for selection to the All-ACC Academic Team are a 3.0 grade point average for the previous semester and a 3.0 cumulative average during one's academic career. Athletic achievements during the most recent season are also considered in selecting the All-ACC Academic Team.  
· Woldetensae was named the All-ACC Academic Team last season.

**HAUSER, HUFF AND CLARK EARN ALL-ACC HONORS**

- Sam Hauser earned All-ACC first-team honors, while Jay Huff was named to the All-ACC second team.
- Huff was also named to the All-ACC Defensive team and Kihei Clark earned All-ACC honorable mention honors

**HAUSER AND HUFF GAIN ALL-DISTRICT HONORS**

- Sam Hauser and Jay Huff were named to the USBWA All-District 3 team.
- Hauser and Huff were also named to the NABC All-District 2 second team.

**HAUSER AND CLARK EARN PRESEASON ALL-ACC HONORS**

- Sam Hauser was named to the preseason All-ACC first team, while Kihei Clark was named to the second team.
- Hauser was joined on the first team by preseason ACC Player of the Year Garrison Brooks (North Carolina), Scottie Barnes (Florida State), Jalen Johnson (Duke), Aamir Simms (Clemson) and Chris Lykes (Miami).
- Clark was joined on the preseason All-ACC second team by David Johnson (Louisville), Jose Alvarado (Georgia Tech), M.J. Walker (Florida State) and Wendell Moore Jr. (Duke).

**CAVALIERS IN THE NBA**

- Malcolm Brogdon (Indiana), Joe Harris (Brooklyn), De'Andre Hunter (Atlanta), Ty Jerome (Oklahoma City), Mike Scott (Philadelphia), Kyle Guy (Sacramento), Anthony Gill (Washington) and Mamadi Diakite (Milwaukee) are former Virginia standouts on NBA rosters in 2020-21.
- In addition, Dallas head coach Rick Carlisle is a Virginia alum who helped the Cavaliers to an NCAA Final Four in 1984.

**THERE'S NO PLACE LIKE HOME**

- Virginia is 205-46 (.817), including a 10-1 mark in 2020-21, in 15 seasons at John Paul Jones Arena.
- NC State ended UVA's 15-game winning streak with a 68-61 decision at JPJ on Feb. 24, 2021.
- UVA was 14-3 at JPJ in 2019-20 and is 163-30 (.845), including a 129-15 (.896) mark the past nine seasons, under Bennett.
- Virginia is an ACC-leading 72-9 (.888) in league home games over the past nine seasons. Duke is second at 70-11 (.864).
- UVA has won 10 or more home games for 11 straight seasons.

**ON THE HORIZON**

- The winner of the Virginia/Ohio NCAA first round game plays No. 5 seed Creighton or No. 12 seed UC Santa Barbara on Monday, March 22. Tipoff and television designation is to be determined.

**2020-21 UNIVERSITY OF VIRGINIA CAVALIERS**

No.	Name	Yr.	Pos.	Ht.	Wt.	Hometown/High School [Previous College]
0	Kihei Clark **	Jr.	G	5-9	160	Woodland Hills, Calif./Taft Charter
1	Jabri Abdur-Rahim	Fr.	G	6-7	214	South Orange, N.J./Blair Academy
2	Reece Beekman	Fr.	G	6-3	174	Baton Rouge, La./Scotlandville Magnet
4	Justin McKoy *	So.	F	6-8	215	Cary, N.C./Panther Creek
5	Jayden Nixon **	Jr.	G	6-3	187	Charlottesville, Va./Choate Rosemary Hall (Conn.)
10	Sam Hauser	R-Sr.	F	6-8	218	Stevens Point, Wis./SPASH/Marquette
11	Malachi Poindexter	Fr.	G	6-2	193	Mineral, Va./St. Anne's-Belfield School
12	Chase Coleman *	So.	G	5-9	157	Norfolk, Va./Maury
13	Casey Morsell *	So.	G	6-3	196	Fort Washington, Md./St. John's College
21	Kadin Shedrick	R-Fr.	F	6-11	216	Raleigh, N.C./Holly Springs
22	Francisco Caffaro *	R-So.	C	7-0	250	Sante Fe, Argentina/NBA Global Academy
23	Kody Statmann **	Jr.	G	6-7	204	Cairns, Australia/St. Augustine's College
24	Austin Katstra ***	Sr.	F	6-6	237	Charlottesville, Va./Albemarle
25	Trey Murphy III %	Jr.	G	6-9	206	Durham, N.C./Cary Academy/Rice
30	Jay Huff ***	R-Sr.	F	7-1	240	Durham, N.C./Voyager Academy
33	Carson McCorkle	Fr.	G	6-3	184	Raleigh, N.C./Greensboro Day School
53	Tomas Woldetensae *	Sr.	G	6-5	196	Bologna, Italy/Indian Hills CC (Iowa)

**Head Coach:** Tony Bennett (Green Bay '92/12th season)

**Associate Head Coach:** Jason Williford (Virginia '95/12th season)

**Assistant Coach:** Orlando Vandross (American International College '92/sixth season)

**Assistant Coach:** Brad Soderberg (UW-Stevens Point '85/sixth season)

**Director of Recruiting/Player Development:** Kyle Getter (Hanover College '01/third season)

**Director of Scouting/Recruiting:** Larry Mangino (Montclair State '83/fifth season)

**Director of Player Personnel:** Johnny Carpenter (Virginia '13/sixth season)

**Associate AD for Basketball Administration/Operations:** Ronnie Wideman (Washington State '06/12th season)

**Strength and Conditioning Coach:** Mike Curtis (Virginia '98/12th season)

**Associate AD / Head Athletic Trainer:** Ethan Saliba (Kansas '79/37th season)

**Assistant AD for Public Relations:** Erich Bacher (UW-Stevens Point '92/ninth season)

**VIRGINIA RECORD BOOK****CAREER BLOCKS**

No.	Name	Career Blocks
1.	Ralph Sampson (1980-83)	462
2.	<b>Jay Huff (2017-present)</b>	<b>162</b>
2.	Mamadi Diakite (2017-20)	156
4.	Chris Alexander (1993-96)	148
5.	Isaiah Wilkins (2015-18)	141

**SEASON BLOCKS**

No.	Name	Blocks
1.	Ralph Sampson (1979-80)	157
2.	Ralph Sampson (1982-83)	103
2.	Ralph Sampson (1980-81)	103
4.	Ralph Sampson (1981-82)	99
5.	Kris Hunter (1998-99)	88
6.	Mamadi Diakite (2018-19)	63
7.	<b>Jay Huff (2020-21)</b>	<b>62</b>
8.	<b>Jay Huff (2019-20)</b>	<b>61</b>

**CAREER FG PERCENTAGE (MIN 300 FG MADE)**

No.	Name	FG-FGA	FG%
1.	<b>Jay Huff (2018-21)</b>	<b>303-510</b>	<b>.594</b>
2.	Anthony Gill (2014-16)	442-759	.582
3.	Olden Polynice (1984-86)	442-765	.578
4.	Andrew Kennedy (1986-87)	301-525	.573
5.	Ralph Sampson (1980-83)	899-1584	.568

**SEASON FG PERCENTAGE (MIN 100 FG MADE)**

No.	NAME	FG-FGA	FG%
1.	Ralph Sampson (1982-83)	250-414	.604
2.	Olden Polynice (1984-85)	161-267	.603
3.	Mike Tobey (2015-16)	119-198	.601
4.	Mike Wilkes (1968-69)	153-256	.598
5.	<b>Jay Huff (2020-21)</b>	<b>123-206</b>	<b>.597</b>
6.	Anthony Gill (2013-14)	111-189	.587
	Andrew Kennedy (1985-86)	110-188	.585
8.	Anthony Gill (2014-15)	142-244	.582
9.	Anthony Gill (2015-16)	189-326	.580
10.	Norm Carmichael (1968-69)	127-222	.572
	Olden Polynice (1985-86)	183-320	.572
12.	<b>Jay Huff (2019-20)</b>	<b>105-184</b>	<b>.571</b>

**UVA'S RECORD UNDER TONY BENNETT WHEN..**

	All	2020-21
Leading at the half	233-27	14-2
Trailing at the half	53-70	4-4
Tied at the half	9-5	0-0
Playing Overtime	10-10	1-0
Shooting 50% or better	115-10	8-1
Shooting between 40-49.9%	140-37	9-3
Shooting less than 40%	40-55	1-2
Opponents shoot 50% or better	21-30	1-4
Opponents shoot less than 50%	274-72	17-2
UVA outrebounds its opponent	211-33	13-2
Opponent outrebounds UVA	76-66	4-4
Teams are tied in rebounds	8-3	1-0
UVA has 10 or more steals	23-3	1-0
UVA shoots 70% FT or better	183-55	16-5
UVA shoots less than 70% FT	112-48	2-1
Scoring less than 50 points	10-16	0-0
Scoring 50-59 points	42-40	1-1
Scoring 60-69 points	107-35	7-4
Scoring 70-79 points	97-9	6-1
Scoring 80-89 points	35-1	4-0
Scoring more than 90 points	4-0	0-0
Allowing fewer than 50 points	103-2	4-0
Allowing fewer than 40 points	27-0	0-0
Playing in John Paul Jones Arena	168-30	11-1
Playing on the road	78-51	6-3
Playing on a neutral court	49-21	1-2
Game decided by 1-4 points	41-40	2-2
Game decided by 5-10 points	68-27	7-1
Game decided by 11+ points	184-35	9-3
Playing at night	199-70	10-4
Playing in the afternoon	96-32	8-2
Playing on Monday	28-13	2-1
Playing on Tuesday	48-8	2-0
Playing on Wednesday	50-14	6-1
Playing on Thursday	21-9	1-0
Playing on Friday	29-11	1-1
Playing on Saturday	83-37	6-3
Playing on Sunday	36-10	0-0
Playing in November	67-12	1-1
Playing in December	52-13	4-1
Playing in January	71-24	6-1
Playing in February	59-31	4-3
Playing in March	44-22	3-0
Playing in April	2-0	0-0

**VIRGINIA IN THE POLLS**

Date	AP	USA Today	Date	AP	USA Today
Preseason	4	4	Feb. 1	14	15
Nov. 30	15	N/A	Feb. 8	9	9
Dec. 7	18	18	Feb. 15	7	8
Dec. 14	17	16	Feb. 22	15	14
Dec. 21	16	15	March 1	21	20
Dec. 28	23	24	March 8	16	15
Jan. 4	22	21	March 15	15	15
Jan. 11	18	22			
Jan. 18	13	12			
Jan. 25	8	8			

# NCAA TOURNAMENT SUPERLATIVES

## VIRGINIA HIGHS

Points .....	104 vs. Middle Tennessee (1989)
Margin of Victory .....	36 vs. Hampton (2016)
Field Goals Made .....	36 vs. Boston College (1983) [36-72]
Field Goals Attempted .....	74 vs. Arizona (1994) [23-74]
Field Goal Pct. ....	63.4% vs. NC State (1983) [26-41]
3-Point FG Made .....	12 vs. Hampton (2016) [12-25]
3-Point FG Attempted .....	28 vs. Arizona (1994) [9-28]
3-Point FG Pct. ....	75% vs. Wyoming (1987) [3-4]
(min. 10 3FGA) .....	70, 2x, last vs. Middle Tennessee (1989) [7-10]
Free Throws Made .....	34 vs. LSU (1981) [34-38]
Free Throws Attempted .....	42 vs. Nicholls State (1995) [32-42]
Free Throw Pct. (min. 10 FTA) .....	90.9% vs. DePaul (1976) [10-11]
Offensive Rebounds .....	18, 4x, last vs. Mich. St. (2015)
Rebounds .....	50 vs. Boston College (1983)
Rebound Margin .....	+16, 2x last vs. Albany (2007) [41-25]
Personal Fouls .....	27, 2x last vs. Boston College (1983)
Disqualifications .....	3 vs. Boston College (1983)
Assists .....	26 vs. Iowa State (2016)
Turnovers .....	21 vs. Cincinnati (1993)
Blocked Shots .....	9 vs. Auburn (2019)
Steals .....	12 vs. Nicholls State (1995)
Overtime Periods .....	1, 4x last vs. Purdue (2019)

## OPPONENT HIGHS

Points .....	102, Michigan (1989)
Margin of Victory .....	37, Michigan (1989)
Field Goals Made .....	41, Michigan (1989) [41-70]
Field Goals Attempted .....	78, Boston College (1983) [34-78]
Field Goal Pct. ....	58.6%, Michigan (1989) [41-70]
3-Point FG Made .....	14, Purdue (2019) [14-32]
3-Point FG Attempted .....	32 by Purdue (2019) [14-32]
3-Point FG Pct. ....	55%, Michigan (1989) [11-20]
Free Throws Made .....	28, North Carolina (1981) [28-37]
Free Throws Attempted .....	37, North Carolina (1981) [28-37]
Free Throw Pct. (min. 10 FTA) .....	91.7%, Manhattan (1993) [11-12]
Free Throw Pct. (under 10 FTA) .....	100%, Indiana (1984) [6-6]
Offensive Rebounds .....	24, Cincinnati (1993)
Rebounds .....	48, Cincinnati (1993)
Rebound Margin .....	+16, 2x last by Florida (2012) [39-23]
Personal Fouls .....	34, Syracuse (1984)
Disqualifications .....	5, Syracuse (1984)
Assists .....	23, Michigan (1989)
Turnovers .....	22, Nicholls State (1995)
Blocked Shots .....	13, Brigham Young (1991)
Steals .....	13, Arkansas (1984)

## VIRGINIA INDIVIDUAL HIGHS

Points .....	33, Richard Morgan vs. Providence (1989)
Rebounds .....	33, Richard Morgan vs. Middle Tennessee (1989)
Offensive Rebounds .....	21, Ralph Sampson vs. UAB (1982)
FG Made .....	8, Junior Burrough vs. Arkansas (1995)
FG Attempted .....	11, 5x last by Mason, Jr. vs. Gonzaga (2001) [11-19]
FG Pct. (Min 10 FGA) .....	22, 3x last by Burrough vs. Arizona (1994) [9-22]
FG Pct. (Min 10 FGM) .....	90%, John Crotty vs. Providence (1989) [9-10]
Best Perfect FG Game .....	76.9%, Crotty vs. Middle Tenn. (1989) [10-13]
3-Point FG Made .....	9-9, Jeff Jones vs. UAB (1982)
3-Point FG Attempted .....	6, London Perrantes vs. Syracuse (2016) [6-10]
3-Point FG Pct. ....	12, 2x, last by K. Guy vs. Purdue (1995) [5-12]
Best Perfect 3FG Game .....	83.3%, Richard Morgan vs. Middle Tenn. (1989) [5-6]
FT Made .....	4-4, John Crotty vs. Providence (1989)
FT Attempted .....	12, Bryant Stith vs. Middle Tennessee (1989) [12-12]
FT Pct. (min. 10 FTA) .....	12, Harold Deane vs. Nicholls State (1995) [12-14]
Best Perfect FT Game .....	14, Harold Deane vs. Nicholls State (1995) [12-14]
Assists .....	100%, Stith vs. Middle Tenn. (1989) [12-12]
Turnovers .....	12-12, Stith vs. Middle Tenn. (1989)
Blocked Shots .....	14, John Crotty vs. Middle Tennessee (1989)
Steals .....	7, Harold Deane vs. Nicholls State (1995)
Minutes .....	5, Harold Deane vs. Nicholls State (1995)
	45, 2x, Guy vs. Texas Tech (2019), O. Wilson vs. Houston (1984)

## VIRGINIA LOWS

Points .....	39 vs. Florida (2017)
Margin of Victory .....	1 vs. Iona (1984)
Field Goals Made .....	16 vs. Florida (2017) [16-57]
Field Goals Attempted .....	38 vs. Washington State (1983) [19-38]
Field Goal Pct. ....	27.7% vs. Brigham Young (1991) [18-65]
3-Point FG Made .....	1, 2x last vs. Florida (2017) [1-15]
3-Point FG Attempted .....	4 vs. Wyoming (1987) [3-4]
3-Point FG Pct. ....	6.7%, 2x last vs. Florida (2017) [1-15]
(min. 10 3FGA) .....	6.7%, 2x last vs. Florida (2017) [1-15]
Free Throws Made .....	3, 2x last vs. Arizona (1994) [3-6]
Free Throws Attempted .....	5 vs. Oregon (2019) [4-5]
Free Throw Pct. (min. 10 FTA) .....	38.1% vs. Tennessee (1982) [8-21]
Offensive Rebounds .....	0 vs. Coastal Carolina (2014)
Rebounds .....	21 vs. Arkansas (1984)
Rebound Margin .....	-16, 2x last vs. Florida (2012) [23-39]
Personal Fouls .....	9 vs. Gardner-Webb (2019)
Disqualifications .....	0 - many times
Assists .....	5, 3x last vs. UMBC (2018)
Turnovers .....	5, 2x last vs. Purdue (2019)
Blocked Shots .....	0, 5x
Steals .....	0 vs. Arkansas (1995)
Overtime Periods .....	1, 4x last vs. Purdue (2019)

## OPPONENT LOWS

Points .....	45, Hampton (2016)
Margin of Victory .....	1, NC State (1983)
Field Goals Made .....	17, 2x, last by Hampton (2016) [17-56]
Field Goals Attempted .....	37, Brigham Young (1991) [19-37]
Field Goal Pct. ....	30.4%, Hampton (2016) [17-56]
3-Point FG Made .....	2, 3x last by Kansas (1995) [2-21]
3-Point FG Attempted .....	4, Notre Dame (1990) [2-4]
3-Point FG Pct. ....	9.5%, Kansas (1995) [2-21]
Free Throws Made .....	2, Tennessee (1981) [2-4]
Free Throws Attempted .....	4, Tennessee (1981) [2-4]
Free Throw Pct. (min. 10 FTA) .....	42.9%, Memphis (2014) [9-21]
Free Throw Pct. (under 10 FTA) .....	50%, Tennessee (1981) [2-4]
Offensive Rebounds .....	2, Iowa State (2016)
Rebounds .....	19, Tennessee (1981)
Rebound Margin .....	-16, 2x last by Florida (2012) [39-23]
Personal Fouls .....	10, 3x last by Florida (2012)
Disqualifications .....	0 - many times
Assists .....	4, Hampton (2016)
Turnovers .....	5, Auburn (2019)
Blocked Shots .....	0, 9x last by UMBC (2018)
Steals .....	1, 5x last by Purdue (2019)

## OPPONENT INDIVIDUAL HIGHS

Points .....	42, Carsen Edwards, Purdue (2019)
Rebounds .....	15, Kerry Hammonds, Middle Tennessee (1989)
Offensive Rebounds .....	6, Keith Bullock, Manhattan (1993)
FG Made .....	14, 2x last by Carsen Edwards, Purdue (2019) [14-25]
FG Attempted .....	25, Carsen Edwards (2019) [14-25]
FG Pct. (Min 10 FGA) .....	81.3%, Glen Rice, Michigan (1989) [13-16]
FG Pct. (Min 10 FGM) .....	81.3%, Glen Rice, Michigan (1989) [13-16]
Best Perfect FG Game .....	6-6, Patric Young, Florida (2012)
3-Point FG Made .....	10, Carsen Edwards, Purdue (2019) [10-19]
3-Point FG Attempted .....	19, Carsen Edwards, Purdue (2019) [10-19]
3-Point FG Pct. (Min 5 3FGA) .....	80%, Glen Rice, Michigan (1989) [4-5]
Best Perfect 3FG Game .....	4-4, Andrew Chrabascz, Butler (2016) [4-4]
FT Made .....	11, Al Wood, North Carolina (1981) [11-13]
FT Attempted .....	13, Al Wood, North Carolina (1981) [11-13]
FT Pct. (min. 10 FTA) .....	13, Khalid Reeves, Arizona (1994) [10-13]
	90%, Tom Garriss, Boston College (1983) [9-10]
	90%, Chris Lofton, Tennessee (2007) [9-10]
Best Perfect FT Game .....	7-7, Oliver Robinson, UAB (1982)
Assists .....	11, Nick Van Exel, Cincinnati (1993)
Turnovers .....	8, Akeem Olajuwon, Houston (1984)
Blocked Shots .....	10, Shawn Bradley, Brigham Young (1991)
Steals .....	8, Alvin Robertson, Arkansas (1984)
Minutes .....	45, 6x

# VIRGINIA ALL-TIME IN THE NCAA TOURNAMENT

Date	Seed	Region (Site) - Round	Opponent (Seed)	Score
3/13/76	--	East (Charlotte, N.C.) - 1st Round	DePaul (--)	L 69-60
3/13/81	1	East (Charlotte, N.C.) - 2nd Round	Villanova (9)	W 54-50
3/19/81		East (Atlanta, Ga.) - Regional Semifinal	Tennessee (4)	W 62-48
3/21/81		East (Atlanta, Ga.) - Regional Final	Brigham Young (6)	W 74-60
3/28/81		Final Four (Philadelphia, Pa.) - National Semifinal	North Carolina (2-West)	L 78-65
3/30/81		Final Four (Philadelphia, Pa.) - Third Place Game	LSU (1-Midwest)	W 78-74
3/14/82	1	Midwest (Indianapolis, Ind.) - 2nd Round	Tennessee (9)	W 54-51
3/18/82		Midwest (Birmingham, Ala.) - Regional Semifinal	UAB (4)	L 68-66
3/19/83	1	West (Boise, Idaho) - 2nd Round	Washington State (8)	W 54-49
3/24/83		West (Ogden, Utah) - Regional Semifinal	Boston College (4)	W 95-92
3/26/83		West (Ogden, Utah) - Regional Final	NC State (6)	L 63-62
3/16/84	7	East (East Rutherford, N.J.) - 1st Round	Iona (10)	W 58-57
3/18/84		East (East Rutherford, N.J.) - 2nd Round	Arkansas (2)	W 53-51 (ot)
3/22/84		East (Atlanta, Ga.) - Regional Semifinal	Syracuse (3)	W 63-55
3/24/84		East (Atlanta, Ga.) - Regional Final	Indiana (4)	W 50-48
3/31/84		Final Four (Seattle, Wash.) - National Semifinal	Houston (2-Midwest)	L 49-47 (ot)
3/13/86	5	East (Greensboro, N.C.) - 1st Round	DePaul (12)	L 72-68
3/12/87	5	West (Salt Lake City, Utah) - 1st Round	Wyoming (12)	L 64-60
3/16/89	5	Southeast (Nashville, Tenn.) - 1st Round	Providence (12)	W 100-97
3/18/89		Southeast (Nashville, Tenn.) - 2nd Round	Middle Tennessee (13)	W 104-88
3/23/89		Southeast (Lexington, Ky.) - Regional Semifinal	Oklahoma (1)	W 86-80
3/25/89		Southeast (Lexington, Ky.) - Regional Final	Michigan (3)	L 102-65
3/16/90	7	Southeast (Richmond, Va.) - 1st Round	Notre Dame (10)	W 75-67
3/18/90		Southeast (Richmond, Va.) - 2nd Round	Syracuse (2)	L 63-61
3/14/91	7	West (Salt Lake City, Utah) - 1st Round	Brigham Young (10)	L 61-48
3/19/93	6	East (Syracuse, N.Y.) - 1st Round	Manhattan (11)	W 78-66
3/21/93		East (Syracuse, N.Y.) - 2nd Round	Massachusetts (3)	W 71-56
3/26/93		East (East Rutherford, N.J.) - Regional Semifinal	Cincinnati (2)	L 71-54
3/18/94	7	West (Sacramento, Calif.) - 1st Round	New Mexico (10)	W 57-54
3/20/94		West (Sacramento, Calif.) - 2nd Round	Arizona (2)	L 71-58
3/16/95	4	Midwest (Dayton, Ohio) - 1st Round	Nicholls State (13)	W 96-72
3/18/95		Midwest (Dayton, Ohio) - 2nd Round	Miami (Ohio) (12)	W 60-54 (ot)
3/24/95		Midwest (Kansas City, Mo.) - Regional Semifinal	Kansas (1)	W 67-58
3/26/95		Midwest (Kansas City, Mo.) - Regional Final	Arkansas (2)	L 68-61
3/13/97	9	West (Salt Lake City, Utah) - 1st Round	Iowa (8)	L 73-60
3/16/01	5	South (Memphis, Tenn.) - 1st Round	Gonzaga (12)	L 86-85
3/16/07	4	South (Columbus, Ohio) - 1st Round	Albany (13)	W 84-57
3/18/07		South (Columbus, Ohio) - 2nd Round	Tennessee (5)	L 77-74
3/16/12	10	West (Omaha, Neb.) - 2nd Round	Florida (7)	L 71-45
3/21/14	1	East (Raleigh, N.C.) - 2nd Round	Coastal Carolina (16)	W 70-59
3/23/14		East (Raleigh, N.C.) - 3rd Round	Memphis (8)	W 78-60
3/28/14		East (New York, N.Y.) - Regional Semifinal	Michigan State (4)	L 61-59
3/20/15	2	East (Charlotte, N.C.) - 2nd Round	Belmont (15)	W 79-67
3/21/15		East (Charlotte, N.C.) - 3rd Round	Michigan State (7)	L 60-54
3/17/16	1	Midwest (Raleigh, N.C.) - 1st Round	Hampton (16)	W 81-45
3/19/16		Midwest (Raleigh, N.C.) - 2nd Round	Butler (9)	W 77-69
3/25/16		Midwest (Chicago, Ill.) - Regional Semifinal	Iowa State (4)	W 84-71
3/27/16		Midwest (Chicago, Ill.) - Regional Final	Syracuse (10)	L 68-62
3/16/17	5	East (Orlando, Fla.) - 1st Round	UNC Wilmington (12)	W 76-71
3/18/17		East (Orlando, Fla.) - 2nd Round	Florida (4)	L 65-39
3/16/18	1	South (Charlotte, N.C.) - 1st Round	UMBC (16)	L 74-54
3/22/19	1	South (Columbia, S.C.) - 1st Round	Gardner-Webb (16)	W 71-56
3/24/19		South (Columbia, S.C.) - 2nd Round	Oklahoma (9)	W 63-51
3/28/19		South (Louisville, Ky.) - Regional Semifinal	Oregon (12)	W 53-49
3/30/19		South (Louisville, Ky.) - Regional Final	Purdue (3)	W 80-75 (ot)
4/6/19		Final Four (Minneapolis, Minn.) - National Semifinal	Auburn (5)	W 63-62
4/8/19		Final Four (Minneapolis, Minn.) - National Final	Texas Tech (3)	W 85-77 (ot)

Total: 35-22

## VIRGINIA BY REGION

Region	Record (Pct.)	Rd.64	Rd.32	Reg. SF	Reg. Final	Final Four
East	13-5 (.722)	5-2	4-1	2-2	2-0	
Midwest	1-1 (.500)	0-0	1-0	0-1	0-0	
Midwest	6-3 (.667)	2-0	2-1	2-0	0-2	
South	5-3 (.625)	2-2	1-1	1-0	1-0	
Southeast	4-2 (.667)	2-0	1-1	1-0	0-1	
West	3-6 (.333)	1-4	1-1	1-0	0-1	
Final Four	3-2 (.500)					3-2
<b>Overall</b>	<b>35-22 (.614)</b>	<b>12-8</b>	<b>10-5</b>	<b>7-3</b>	<b>3-4</b>	<b>3-2</b>

## UVA PLAYERS IN THE NCAA TOURNAMENT

Player	G	Points	Rebounds	Assists
Sam Hauser *	2	14.0	7.0	0.5
Kihei Clark	6	6.3	3.0	4.0
Jay Huff	5	1.4	0.8	0.0
Jayden Nixon	1	0.0	0.0	0.0
Kody Stattmann	1	0.0	0.0	0.0

\* NCAA Tournament stats at Marquette from 2017-19

## UVA TOP-10 IN NCAA TOURNAMENT

### Scoring

1.	Richard Morgan vs. Providence (1989) .....	33
	Richard Morgan vs. Middle Tennessee (1989) .....	33
3.	Bryant Stith vs. Syracuse (1990) .....	30
	Roger Mason, Jr. vs. Gonzaga (2001) .....	30
5.	Bryant Stith vs. Oklahoma (1989) .....	28
	John Crotty vs. Notre Dame (1990) .....	28
	Junior Burrough vs. Miami (Ohio) (1994) .....	28
	J.R. Reynolds vs. Albany (2007) .....	28
9.	De'Andre Hunter vs. Texas Tech (2019) .....	27
	Cory Alexander vs. Manhattan (1993) .....	27

### Rebounding

1.	Ralph Sampson vs. UAB (1982) .....	21
2.	Junior Burrough vs. Arkansas (1995) .....	16
3.	Craig Robinson vs. Boston College (1983) .....	15
4.	Kenton Edelin vs. Syracuse (1984) .....	14
	Brent Dabbs vs. Oklahoma (1989) .....	14
	Darion Atkins vs. Michigan State (2015) .....	14
7.	Jason Williford vs. Miami (Ohio) (1995) .....	13
8.	Five Times, last by J. Burrough vs. Kansas (1995) ..	12

## VIRGINIA BY SEED

Seed .....	Record (Pct.)
1 .....	18-6 (.750)
2 .....	1-1 (.500)
3 .....	0-0 (.000)
4 .....	4-2 (.667)
5 .....	4-5 (.444)
6 .....	2-1 (.667)
7 .....	6-4 (.600)
9 .....	0-1 (.000)
10 .....	0-1 (.000)
Unseeded .....	0-1 (.000)
<b>Total .....</b>	<b>35-22 (.614)</b>

## 2020-21 HONORS

Sam Hauser .....	ACC Player of the Week (Feb. 8)
Sam Hauser .....	All-ACC First Team
Sam Hauser .....	All-ACC Academic Team
Sam Hauser .....	NABC All-District 2 Second Team
Sam Hauser .....	USBWA All-District Team
Jay Huff .....	All-ACC Second Team
Jay Huff .....	All-ACC Defensive Team
Jay Huff .....	All-ACC Academic Team
Jay Huff .....	NABC All-District 2 Second Team
Jay Huff .....	USBWA All-District Team
Kihei Clark .....	All-ACC Honorable Mention
Justin McKoy .....	All-ACC Academic Team
Trey Murphy III .....	All-ACC Academic Team
Tomas Woldentensae .....	All-ACC Academic Team

**VIRGINIA HIGHS FOR 2020-21****Team**

Points	89	vs. Towson (11/25/20)
FG Made	35	vs. Towson (11/25/20)
FG Attempts	63	vs. Towson (11/25/20)
FG %	.607	at Clemson (1/16/21)
3-PT FG Made	15	2x, last at Clemson (1/16/21)
3-PT FG Attempts	35	vs. Syracuse (3/11/21)
3-PT FG %	.556	at Clemson (1/16/21)
FT Made	22	vs. Kent State (12/4/20)
FT Attempts	30	vs. Kent State (12/4/20)
FT %	1.000 (14-14)	vs. NC State (2/24/21)
Rebounds	41	vs. Syracuse (1/25/21)
Assists	23	vs. Syracuse (1/25/21)
Steals	10	vs. Wake Forest (1/6/21)
Blocked Shots	8	at Louisville (3/6/21)
Turnovers	17	at Georgia Tech (2/10/21)
Fouls	20	vs. Gonzaga (12/26/20)
Points in Paint	40	vs. Saint Francis, 12/1/20
Points off Turnovers	18	vs. Towson, 11/25/20
Second Chance Points	19	vs. William & Mary, 12/22/20
Fast Break Points	10	2x, last vs. William & Mary, 12/22/20
Bench Points	42	vs. Towson, 11/25/20

**Individual**

Points	24	Hauser at Louisville (3/6/21)
FG Made	9	3x, last by Hauser at Louisville (3/6/21)
FG Attempts	16	3x, last by Hauser vs. NC State (2/24/21)
FG %	1.000	Murphy III (5-5) at Clemson (1/16/21)
3-PT FG Made	7	Hauser vs. Syracuse (1/25/21)
3-PT FG Attempts	13	Hauser vs. Syracuse (1/25/21)
3-PT FG %	1.000	4x, last by Huff (3-3) at Va. Tech (1/30/21)
FT Made	9	Clark vs. Kent State (12/4/20)
FT Attempts	12	Clark vs. Kent State (12/4/20)
FT %	1.000 (6-6)	4x, last by Clark vs. NC State (2/24/21)
Rebounds	12	4x by Huff, last vs. Syracuse (3/11/21)
Assists	9	Clark vs. Syracuse (1/25/21)
Steals	5	Beekman vs. Wake Forest (1/6/21)
Blocked Shots	5	3x by Huff, last vs. NC State (2/24/21)
Turnovers	6	Clark vs. Gonzaga (12/26/20)
Fouls	5	2x, last by Murphy III vs. NC State (2/24/21)
Minutes	41	Hauser vs. Kent State (12/4/20)

**OPPONENT HIGHS FOR 2020-21****Team**

Points	98	Gonzaga (12/26/20)
FG Made	35	Gonzaga (12/26/20)
FG Attempts	63	Kent State (12/4/20)
FG %	.603	Gonzaga (12/26/20)
3-PT FG Made	13	2x, last at Florida State (2/15/21)
3-PT FG Attempts	32	Kent State (12/4/20)
3-PT FG %	.600 (9-15)	Georgia Tech (1/23/21)
FT Made	23	NC State (2/24/21)
FT Attempts	28	NC State (2/24/21)
FT %	.950 (19-20)	Notre Dame (1/13/21)
Rebounds	41	North Carolina (2/13/21)
Assists	26	Gonzaga (12/26/20)
Steals	9	2x, last at Florida State (2/15/21)
Blocked Shots	8	Georgia Tech (1/23/21)
Turnovers	17	William & Mary (12/22/20)
Fouls	25	Kent State (12/4/20)
Points in Paint	46	Gonzaga (12/26/20)
Points off Turnovers	32	Gonzaga (12/26/20)
Second Chance Points	17	Syracuse (3/11/21)
Fast Break Points	26	Pitt, (2/6/21)
Bench Points	37	at Florida State (2/15/21)

**Individual**

Points	32	Kispert, Gonzaga (12/26/20)
FG Made	11	Kispert, Gonzaga (12/26/20)
FG Attempts	18	Champagne, Pitt (2/6/21)
FG %	.733 (11-15)	Kispert, Gonzaga (12/26/20)
3-PT FG Made	9	Kispert, Gonzaga (12/26/20)
3-PT FG Attempts	13	Kispert, Gonzaga (12/26/20)
3-PT FG %	1.000	Kunen, San Francisco (11/27/20)
FT Made	11	Timme, Gonzaga (12/26/20)
FT Attempts	13	Timme, Gonzaga (12/26/20)
FT %	1.000 (7-7)	Ryan, Notre Dame (1/13/21)
Rebounds	10	6x, last by Guerrier, Syracuse (3/11/21)
Assists	8	Alvarado, Georgia Tech (1/23/21)
Steals	6	Alvarado, Georgia Tech (1/23/21)
Blocked Shots	5	Wright, Georgia Tech (1/23/21)
Turnovers	7	Covington, W&M (12/22/20)
Fouls	5	6x, last by Hellems, NC State (2/3/21)

**VIRGINIA LOWS FOR 2020-21****Team**

Points	51	at Virginia Tech (1/30/21)
FG Made	19	3x, last at Virginia Tech (1/30/21)
FG Attempts	41	at NC State (2/3/21)
FG %	.365 (19-52)	at Virginia Tech (1/30/21)
3-PT FG Made	3	vs. San Francisco (11/27/20)
3-PT FG Attempts	11	at Duke (2/20/21)
3-PT FG %	.200 (3-15)	at Louisville (3/6/21)
FT Made	2	2x, last at Clemson (1/16/21)
FT Attempts	2	2x, last at Clemson (1/16/21)
FT %	.500 (4-8)	at Notre Dame (12/30/20)
Rebounds	24	2x, last at Virginia Tech (1/30/21)
Assists	5	vs. San Francisco (11/27/20)
Steals	1	at Louisville (3/6/21)
Blocked Shots	1	3x, last vs. Wake Forest (1/6/21)
Turnovers	5	2x, last at Notre Dame (12/30/20)
Fouls	8	5x, last vs. Wake Forest (1/6/21)
Points in Paint	12	2x - last vs. North Carolina, 2/13/21
Points off Turnovers	4	3x, last at Louisville, 3/6/21
Second Chance Points	2	3x, last at NC State, 2/3/21
Fast Break Points	0	2x, last at Louisville, 3/6/21
Bench Points	0	at NC State, 2/3/21

**OPPONENT LOWS FOR 2020-21****Team**

Points	40	William & Mary (12/22/20)
FG Made	14	William & Mary (12/22/20)
FG Attempts	44	at Virginia Tech (1/30/21)
FG %	.280 (14-50)	William & Mary (12/22/20)
3-PT FG Made	2	North Carolina (2/13/21)
3-PT FG Attempts	12	NC State (2/24/21)
3-PT FG %	.125 (2-16)	North Carolina (2/13/21)
FT Made	2	San Francisco (11/27/20)
FT Attempts	4	San Francisco (11/27/20)
FT %	.455 (5-11)	Wake Forest (1/6/21)
Rebounds	21	2x, last at Clemson (1/16/21)
Assists	5	Miami (3/1/21)
Steals	1	Towson (11/25/20)
Blocked Shots	0	6x, last by Towson (11/25/20)
Turnovers	3	at Louisville (3/6/21)
Fouls	8	3x, last by Notre Dame (1/13/21)
Points in Paint	16	at Boston College (1/9/21)
Points off Turnovers	2	at Boston College (1/9/21)
Second Chance Points	2	3x - last vs. NC State (2/24/21)
Fast Break Points	0	4x - last at Louisville (3/6/21)
Bench Points	2	vs. Miami (3/1/21)

THE LAST TIME

VIRGINIA INDIVIDUALS

- **Scored 30 points:** Kyle Guy vs. Marshall (12/31/18)
- **Scored 40 points:** Sean Singletary (41) at Miami (3/1/08)
- **Two players with 20 points:** Jay Huff (21) and Sam Hauser (21) vs. Syracuse (1/25/21)
- **Three players with 20 points:** Chris Williams (27), Roger Mason, Jr. (22) and Donald Hand (20) vs. Duke (1/5/00)
- **Four players with 20 points:** Chris Williams (23), Donald Hand (22), Adam Hall (21) and Travis Watson (20) vs. Georgetown (3/15/00)
- **A player with back-to-back 25-point games:** Joe Harris, 26 vs. Virginia Tech (2/12/13), 27 at North Carolina (2/16/13)
- **One player scored in double figures:** Mamadi Diakite (20) vs. Notre Dame (2/11/20)
- **No players scored in double figures:** vs. Florida (3/18/17)
- **Five players scored in double figures:** Sam Hauser (14), Tomas Woldetensae (14), Trey Murphy III (13), Kihei Clark (12), Jay Huff (12) at Clemson (1/16/21)
- **Six players scored in double figures:** Sean Singletary (27), Adrian Joseph (13), Jamil Tucker (13), Mamadi Diane (12), Calvin Baker (11) and Laurynas Mikalauskas (11) vs. Maryland (3/9/08)
- **Seven players scored in double figures:** Cornel Parker (20), Junior Burrough (15), Ted Jeffries (14), Cory Alexander (13), Jason Williford (12), Yuri Barnes (11) and Doug Smith (11) vs. Clemson (1/13/93)
- **Had 15 rebounds:** Mike Tobey (16) vs. Tennessee State (11/25/14)
- **Had 20 rebounds:** Mike Tobey (20) vs. Louisville (3/5/16)
- **Had 25 rebounds:** Bob Mortell (25) vs. Washington & Lee (2/27/60)
- **Two players with 10 rebounds:** Mamadi Diakite (10) and Braxton Key (10) vs. Virginia Tech (1/4/20 )
- **Three players with 10 rebounds:** Jay Huff (12), Kihei Clark (11) and Braxton Key (10) at Syracuse (11/6/19)
- **Double-Double:** Jay Huff (13 points, 12 rebounds) vs. Syracuse (3/11/21).
- **Two players had a double-double:** Mamadi Diakite (19 pts, 13 rebs) and Braxton Key (14 pts, 10 rebs) vs. JMU (11/10/19)
- **Three players had a double-double:** Jason Williford (10 pts, 15 rebs), Ted Jeffries (23 pts, 10 rebs), and Cornel Parker (11 pts, 11 rebs) at William & Mary (1/25/93)
- **Double-Double with points and assists:** Ty Jerome (15 points, 11 assists) at North Carolina (2/11/19)
- **Triple-Double:** Ralph Sampson (15 pts, 22 rebs, 10 blks) vs. Old Dominion (12/29/79)
- **Three Double-Doubles in a row:** Sam Hauser [3] (13 pts, 10 rebs) at Notre Dame (12/30/20), (16 pts, 11 rebs) vs. Wake Forest (1/6/21), (17 pts, 10 rebs) at Boston College (1/9/21)
- **Four Double-Doubles in a row:** Mike Scott [5] (27 pts, 15 rebs) vs. Oklahoma (11/23/10), (16 pts, 10 rebs) vs. Wichita State (11/24/10), (17 pts, 12 rebs) at Minnesota (11/29/10), (21 pts, 13 rebs) at Virginia Tech (12/5/10), (10 pts, 13 rebs) vs. Radford (12/7/10)
- **20 points and 20 rebounds:** Travis Watson (21 points, 20 rebounds) vs. Wofford (1/2/03)
- **20 points and 10 rebounds:** Jay Huff (20 points, 12 rebounds) at Duke (2/20/21).
- **10 assists:** Kihei Clark (13) vs. Navy (12/29/19)
- **5 blocked Shots:** Jay Huff (5) vs. NC State (2/24/21)
- **5 steals:** Reece Beekman (5) vs. Wake Forest (1/6/21)
- **Led UVA in points, rebounds and assists:** Sam Hauser (16 points, 11 rebounds, 3 assists) vs. Wake Forest (1/6/21)
- **Hit a last second shot to win a game:** Reece Beekman vs. Syracuse (3/11/21) [3-pointer as time expired]
- **Played more than 40 minutes:** Kihei Clark (45) vs. Notre Dame (2/11/20)
- **Played 40 minutes:** Kihei Clark (40), vs. Notre Dame (1/9/21)

VIRGINIA TEAM

- **Won in Overtime:** 71-64 vs. Kent State (12/4/20)
- **Lost in Overtime:** 63-55 vs. Syracuse (1/11/20)
- **Played Two Overtimes:** at Virginia Tech, 80-78 2 OT (2/12/17)
- **Played Three Overtimes:** vs. Georgetown, L 115-111 (3/15/00)
- **Shot 70 percent for a half:** 70.4% (19-27) vs. Austin Peay - 1st Half (11/13/17)
- **Shot 60 percent in a game:** 60.7% (34-56) at Clemson (1/16/21)
- **Shot less than 30 percent in a game:** 29.5% (13-44) vs. VCU (12/9/18)
- **Shot 100 percent from the free throw line:** 100% (14-14) vs. NC State (2/24/21)
- **Shot 90 percent from the free throw line:** 91.7% (11-12) vs. Syracuse (3/11/21)
- **Shot 70 percent from 3-point line:** 72% (18-25) at Syracuse (3/4/19)
- **Shot less than 30 percent in a half:** 28% (7-25) in 1st Half vs. San Francisco (11/27/20)
- **Shot less than 20 percent in a half:** 18.2% (4-22) in 1st Half vs. California (12/22/15)
- **Shot 55 percent or better and lost:** 58.5% (31-53) at North Carolina (2/16/13)
- **Shot 50 percent or better and lost:** 52.8% (28-53) at Duke (1/19/19)
- **Attempted 50 FTs:** 52 (made 34) vs. Howard (12/12/94)
- **Attempted 35 3-pointers:** 38 (11-38) vs. Va. Tech (2/10/18)
- **Did Not Attempt a FT:** 0 vs. Wisconsin (11/27/17)
- **Made 30 FTs:** 31 (31 of 36) vs. Tennessee (3/18/07)
- **Made 15 3-pt FGs:** 15 at Clemson (1/16/21)
- **Failed to make a 3-pt FG:** vs. St. Francis Brooklyn (11/15/16)
- **Had 50 rebounds:** 50 vs. JMU (11/10/19)
- **Had 25 assists:** 26 vs. Iowa State (3/25/16)
- **Had 15 steals:** 16 vs. NC State (2/24/08)
- **Had 10 blocks:** 11 vs. Norfolk State (11/16/14)
- **Scored 50 pts in a half:** 52 at Clemson, 2nd half (1/16/21)
- **Scored 60 pts in a half:** 60 vs. Gonzaga, 1st half (1/3/07)
- **Scored 70 pts in a half:** 70 vs. Coastal Carolina, 2nd half (11/20/00)
- **Scored 100 pts (ACC):** 103 vs. Maryland (1/16/07)
- **Scored 100 pts (non-conf):** 100 vs. Marshall (12/31/18)
- **Scored under 20 pts in 1st half:** 17 at Purdue (12/4/19)
- **Scored under 20 pts in 2nd half:** 19 at No. Carolina (2/18/17)
- **Scored under 50 pts in a game:** 40 at Purdue (12/4/20)
- **Defeated top-5 opponent:** 61-56 vs. #5 Florida State (1/28/20)
- **Defeated top-5 opponent on the road:** 65-63 at #4 Duke (1/27/18)
- **Defeated top-ranked opponent:** 86-73 vs. #1 North Carolina (1/30/86)
- **Won when trailing by 16 points:** Trained 32-16 during 63-61 vs. Ohio State (11/30/16)
- **Won when trailing by 17 points:** Trained 31-14 during 61-58 overtime win vs. Maryland (3/10/13)

OPPONENT INDIVIDUALS

- **Scored 30 points:** Buddy Boeheim (31), Syracuse (3/11/21)
- **Scored 35 points:** Carsen Edwards (42), Purdue (3/30/19)
- **Scored 40 points:** Carsen Edwards (42), Purdue (3/30/19)
- **Scored 50 points:** Len Chappell (50), Wake (2/12/62)
- **Two players with 20 points:** Corey Kispert (32) and Drew Timme (29) vs. Gonzaga (12/26/20)
- **Two players with 25 points:** Corey Kispert (32) and Drew Timme (29) vs. Gonzaga (12/26/20)
- **Three players with 20 points:** Jordan McRae (21), Jarnell Stokes (20), Josh Richardson (20), at Tennessee (12/30/13)
- **Two players with 30 points:** Trevor Powell (31) and Tony Smith (31), at Marquette (2/3/90)
- **No players scored in double figures:** Clemson (1/16/21)
- **Five players scored in double figures:** Brandone Francis (17), Davide Moretti (15), Jarrett Culver (15), Kyler Edwards (12) and Matt Mooney (10) vs. Texas Tech (4/8/19)
- **Six players scored in double figures:** C.J. Harris (15), Ari Stewart (12), Travis McKie (12), J.T. Terrell (11), Ty Walker (11), Gary Clark (10), at Wake Forest (1/29/11)
- **Seven players scored in double figures:** Stanley Burrell (15), Drew Lavender (13), C.J. Anderson (12), B.J. Raymond (12), Josh Duncan (11), Charles Bronson (11) and Jason Love (10), at Xavier (1/3/08)
- **Double-Double:** Quincy Guerrier (14 points, 10 rebounds), Syracuse (3/11/21)
- **Double-Double with points and assists:** Keifer Sykes (21 pts, 10 assts), at Green Bay (12/7/13)
- **Two players had a double-double:** Marvin Bagley III (30 pts, 14 rebs) & Wendell Carter Jr. (14 pts, 15 rebs), Duke (1/27/18)
- **Had 15 rebounds:** Amando Bacot (16), No. Carolina (2/20/20)
- **Had 20 rebounds:** Tim Duncan (23), Wake Forest (2/22/97)
- **Had 10 assists:** Keifer Sykes (10), at Green Bay (12/7/13)
- **5 Blocked Shots:** Moses Wright (5), Georgia Tech (1/23/21)
- **5 Steals:** Jose Alvarado (6), Georgia Tech (1/23/21)
- **Hit a last second shot to win a game:** Dante DiVincenzo, Villanova (12/31/16), tip-in at the end of regulation

OPPONENT TEAM

- **Shot less than 30 percent in a game:** 28% (14-50), William & Mary (12/22/20)
- **Shot less than 30 percent in a game (ACC):** 27.1% (13-48), Virginia Tech (1/4/20)
- **Shot 60 percent in a game:** 60.3% (35-58), vs. Gonzaga (12/26/20)
- **Shot 55 percent or better and lost:** 55.3% (26-47), Cleveland State (11/25/09)
- **Scored 100 pts:** 106, Washington (11/22/10)
- **Scored 90 pts in an ACC game:** 93, North Carolina (2/16/13)
- **Scored 60 pts in a half:** 60, at Miami, 2nd half (3/1/08)
- **Scored 50 pts in a half:** 54, vs. Gonzaga, 2nd half (12/26/21)
- **Scored 45 pts in the first half:** 45, at Florida State (2/15/21)
- **Scored under 10 pts in 1st half:** 7, at Pitt (2/24/18)
- **Scored under 20 pts in 1st half:** 17, at Clemson (1/16/21)
- **Scored under 20 pts in 2nd half:** 19, vs. Towson (11/25/20)
- **Scored under 40 pts in a game:** 39, vs. Virginia Tech (1/4/20)
- **Had 25 assists:** 27, at Xavier (1/3/08)
- **Had 15 steals:** 15, VMI (11/16/08)
- **Had 10 blocks:** 10 at Maryland (3/5/11)
- **Failed to make a 3-pt FG:** Georgia Tech (1/22/15)



## Official Basketball Box Score -- Game Totals -- Final Statistics

**Towson vs Virginia**  
**11/25/20 1:30 pm at Montville, CT**

## Towson 54 • 0-1,0-0 CAA

#	Player		Total		3-Ptr		Rebounds		PF	TP	A	TO	Blk	Stl	Min			
			FG-FGA	FG-FGA	FT-FTA	Off	Def	Tot										
22	Solomon Uyaelunmo	f	0-3	0-0	0-0	1	0	1	0	0	1	0	0	0	16			
32	Charles Thompson	f	1-2	0-0	0-0	0	0	0	2	2	0	0	0	0	20			
02	Zane Martin	g	3-9	0-4	0-0	0	2	2	0	6	3	3	0	0	24			
11	Jason Gibson	g	3-4	1-2	2-2	0	2	2	2	9	1	1	0	0	18			
25	Nicolas Timberlake	g	6-12	5-7	2-2	1	1	2	0	19	1	0	0	0	26			
01	Demetrius Mims		0-1	0-0	3-4	0	1	1	0	3	1	0	0	0	14			
03	Cam Allen		1-4	1-2	0-0	1	3	4	2	3	1	2	0	0	21			
05	Jakigh Dottin		1-1	0-0	2-2	0	3	3	0	4	0	2	0	0	14			
12	Juwan Gray		1-4	0-1	1-2	1	2	1	1	3	0	1	0	1	22			
15	Chris Caliguiran		0-1	0-0	0-0	0	0	0	0	0	0	0	0	0	2			
23	Derrick Jones Jr.		0-0	0-0	1-2	0	0	0	0	1	0	0	0	0	1			
24	Greg Cross		0-0	0-0	0-0	0	0	0	0	0	0	0	0	0	1			
34	Victor Uyaelunmo		1-7	0-0	0-0	3	3	6	2	2	1	0	0	0	17			
35	Chris Bieku		1-1	0-0	0-0	0	1	1	0	2	0	0	0	0	3			
Team						1	1	2			1				200			
Totals						18-49	7-16	11-14	7	19	26	9	54	9	10	0	1	200
FG % 1st Half: 7-24			29.2%	2nd half: 11-25			44.0%	Game: 18-49			36.7%	Deadball						
3FG % 1st Half: 3-8			37.5%	2nd half: 4-8			50.0%	Game: 7-16			43.8%	Rebounds						
FT % 1st Half: 2-2			100.0	2nd half: 9-12			75.0%	Game: 11-14			78.6%	1						

## Virginia 89 • 1-0,0-0 ACC

#	Player	Total		3-Ptr		FT-FTA		Rebounds			PF	TP	A TO Blk Stl				Min
		FG-FGA	FG-FGA	FG-FGA	FG-FGA	FT-FTA	FT-FTA	Off	Def	Tot			A	TO	Blk	Stl	
04	Justin McKoy	f	1-4	0-0	0-0	0	5	5	0	2	3	0	0	0	0	0	22
10	Sam Hauser	f	7-9	3-3	2-2	4	4	8	0	19	3	2	0	0	0	0	26
30	Jay Huff	f	6-8	2-3	0-0	1	3	4	3	14	0	0	3	0	0	0	17
00	Kihei Clark	g	3-6	0-0	1-1	0	0	0	1	7	3	1	0	0	0	0	26
13	Casey Morsell	g	2-6	1-3	0-0	2	2	4	1	5	2	0	0	2	1	18	
01	Jabri Abdur-Rahim	g	1-2	1-2	0-0	0	0	0	1	3	0	0	0	0	0	0	4
02	Reece Beekman	g	1-3	1-1	0-0	0	2	2	1	3	2	0	0	2	2	20	
05	Jayden Nixon	g	0-0	0-0	0-0	0	1	1	1	0	0	0	0	0	0	0	2
11	Malachi Poindexter	g	0-1	0-1	0-0	0	0	0	0	0	0	0	0	0	0	0	2
12	Chase Coleman	g	0-0	0-0	0-0	0	1	1	0	0	0	0	0	0	0	0	2
21	Kadin Shedrick	g	1-2	0-0	0-0	0	0	0	1	2	1	0	2	1	1	10	
22	Francisco Caffaro	g	0-0	0-0	0-0	0	1	1	0	0	0	0	0	0	0	0	3
23	Kody Statmann	g	4-5	0-1	0-0	0	2	2	1	8	0	0	0	0	0	0	12
24	Austin Katstra	g	0-2	0-2	0-0	0	0	0	0	0	0	0	0	0	0	0	2
25	Trey Murphy III	g	7-9	6-8	1-1	0	3	3	1	21	0	2	0	1	1	17	
33	Carson McCorkle	g	0-2	0-0	1	0	1	1	0	2	0	0	0	0	0	0	5
53	Tomas Woldetensae	g	2-4	1-3	0-0	0	2	2	5	1	1	1	0	1	0	12	
Team																	
Totals			35-63	15-29	4-4	8	26	34	14	89	17	6	5	7	200		
FG % 1st Half: 16-30		53.3%	2nd half: 19-33		57.6%	Game: 35-63		55.6%	Deadball		Rebounds		1				
3FG % 1st Half: 8-13		61.5%	2nd half: 7-16		43.8%	Game: 15-29		51.7%									
FT % 1st Half: 2-2		100.0	2nd half: 2-2		100.0	Game: 4-4		100.0									

Officials: Chase Shaw,Anthony Eades,Ron Tyburski

Technical fouls: Towson-None. Virginia-None.

Attendance: 250

2020-21 Men's Basketball. Round: 0. Towson vs Virginia. Played at Mohegan Sun.

Score by periods	1st	2nd	Total
Towson	19	35	54
Virginia	42	47	89



## Official Basketball Box Score -- Game Totals -- Final Statistics

**Saint Francis (PA) vs Virginia**  
**12/01/20 4:00 pm at Charlottesville, VA**

## Saint Francis (PA) 51 • 1-2,0-0 NEC

#	Player	Total		3-Ptr		FT-FTA		Rebounds			PF	TP	A TO Blk Stl				Min
		FG-FGA	FG-FGA	FG-FGA	FG-FGA	FT-FTA	FT-FTA	Off	Def	Tot			A	TO	Blk	Stl	
05	Myles Thompson	f	3-8	2-6	1-2	0	3	3	2	9	0	3	0	0	0	0	24
42	Mark Flagg	f	5-8	0-0	1-2	0	4	4	0	11	0	0	0	0	1	23	
01	Zahree Harrison	g	0-2	0-1	3-4	0	3	3	1	3	5	2	0	0	0	31	
11	Maxwell Land	g	1-4	1-2	0-0	2	3	5	2	3	0	1	0	1	1	26	
24	Bryce Laskey	g	5-12	2-6	0-0	0	0	0	0	12	0	1	0	1	1	24	
03	Luke Ruggery	g	0-1	0-1	0-0	0	0	0	1	0	0	0	0	0	0	0	12
04	Ronell Giles, Jr.	g	0-4	0-1	0-0	0	1	1	0	0	3	0	0	0	0	21	
22	Tyler Stewart	g	2-7	1-6	2-2	1	0	1	2	7	2	2	0	1	1	19	
23	A.J. Labriola	g	0-0	0-0	0-0	0	1	1	0	0	0	0	0	0	0	2	
31	Brad McCabe	g	1-1	1-1	0-0	0	0	0	0	3	0	0	0	0	0	0	2
32	Jeriah Coleman	g	0-2	0-0	1-2	0	2	2	3	1	0	0	0	1	1	9	
33	Josh Cohen	g	1-1	0-0	0-1	0	1	1	1	2	0	0	0	0	0	7	
Team																	
Totals			18-50	7-24	8-13	5	20	25	12	51	10	10	0	5	200		
FG % 1st Half: 4-23		17.4%	2nd half: 14-27		51.9%	Game: 18-50		36.0%	Deadball		Rebounds		3				
3FG % 1st Half: 2-14		14.3%	2nd half: 5-10		50.0%	Game: 7-24		29.2%									
FT % 1st Half: 3-6		50.0%	2nd half: 5-7		71.4%	Game: 8-13		61.5%									

## Virginia 76 • 2-1,0-0 ACC

#	Player		Total		3-Ptr		Rebounds			PF	TP	A	TO	Blk	Stl	Min		
			FG-FGA	FG-FGA	FT-FTA	FT-FTA	Off	Def	Tot									
04	Justin McKoy	f	2-3	0-0	3-3	1	1	2	1	7	1	2	0	2	19			
10	Sam Hauser	f	5-7	1-3	0-0	0	6	6	1	11	0	0	0	0	18			
30	Jay Huff	f	6-7	0-1	1-2	2	3	5	1	13	0	0	3	0	14			
02	Reece Beekman	g	1-3	0-1	0-0	0	2	2	0	2	4	0	0	3	22			
53	Tomas Woldetensae	g	2-5	2-4	2-2	0	3	3	0	8	4	1	0	0	23			
00	Kihei Clark	g	0-2	0-1	0-0	0	0	0	2	0	3	3	0	0	15			
01	Jabri Abdur-Rahim	g	0-3	0-2	0-0	0	1	1	1	0	1	0	0	0	11			
11	Malachi Poindexter	g	0-1	0-1	0-0	0	0	0	0	0	0	0	0	0	1			
12	Chase Coleman	g	0-0	0-0	0-0	0	0	0	0	0	0	0	0	0	1			
13	Casey Morsell	g	3-6	1-3	0-0	0	0	0	1	7	2	1	0	0	15			
21	Kadin Shedrick	g	5-6	0-0	2-2	4	4	8	3	12	0	2	0	0	18			
22	Francisco Caffaro	g	0-1	0-0	0-0	0	0	0	0	2	0	0	0	0	6			
23	Kody Statmann	g	2-4	0-1	0-0	0	0	0	4	4	2	0	0	0	14			
24	Austin Katstra	g	0-1	0-0	0-0	1	0	1	0	0	0	0	0	0	1			
25	Trey Murphy III	g	3-7	1-4	3-3	1	3	4	3	10	1	0	0	0	17			
33	Carson McCorkle	g	1-2	0-1	0-0	0	2	2	0	2	0	0	0	0	5			
	Team					0	0	0										
Totals				30-58	5-22		11-12		9	29	38	15	76	18	9	3	5	200
FG % 1st Half: 18-27			66.7%	2nd half: 12-31	38.7%	Game: 30-58			51.7%	Deadball Rebounds 0								
3FG % 1st Half: 3-10			30.0%	2nd half: 2-12	16.7%	Game: 5-22			22.7%									
FT % 1st Half: 6-7			85.7%	2nd half: 5-5	100.0	Game: 11-12			91.7%									



Official Basketball Box Score -- Game Totals -- Final Statistics  
**William & Mary vs Virginia**  
 12/22/20 2:00 pm at Charlottesville, VA



**William & Mary 40 • 2-3,0-0 CAA**

#	Player		Total		3-Ptr		Rebounds					PF	TP	A TO Blk Stl				Min
			FG-FA	FG-FA	FT-FTA	Off	Def	Total	A	TO	Blk			Stl				
21	Quinn Blair	f	1-5	0-2	4-4	3	1	4	3	6	0	1	0	0	23			
30	Mehkel Harvey	c	2-4	0-0	0-0	0	0	0	0	4	0	0	0	0	11			
05	Yuri Covington	g	3-7	2-3	4-4	1	3	4	4	12	2	7	0	0	24			
12	Luke Loewe	g	2-10	0-4	1-1	0	1	1	3	5	4	3	0	1	35			
23	Connor Kochera	g	4-13	0-5	0-1	3	3	6	0	8	0	0	0	1	32			
01	Jake Milkereit		1-7	1-3	0-0	0	1	1	0	3	0	0	0	0	21			
10	Rainers Hermanovskis		0-0	0-0	0-0	0	0	0	0	0	0	0	0	0	9			
11	Thornton Scott		0-0	0-0	0-0	0	0	0	0	1	0	1	0	1	13			
15	Miguel Ayesa		0-0	0-0	0-0	0	0	0	0	0	0	0	0	0	3			
24	Austin Washburn		0-0	0-0	0-0	0	0	0	0	0	0	1	0	0	3			
35	Ben Wight		1-4	0-0	0-0	4	3	7	5	2	0	1	0	0	26			
Team						3	3	6			3							
Totals			14-50	3-17	9-10	14	15	29	16	40	6	17	0	3	200			
FG % 1st Half: 5-27			18.5%	2nd half: 9-23		39.1%	Game: 14-50		28.0%	Deadball								
3FG % 1st Half: 1-11			9.1%	2nd half: 2-6		33.3%	Game: 3-17		17.6%	Rebounds								
FT % 1st Half: 3-4			75.0%	2nd half: 6-6		100.0%	Game: 9-10		90.0%	1								

**Virginia 76 • 4-1,0-0 ACC**

#	Player		Total		3-Ptr		Rebounds			PF	TP	A TO Blk Stl				Min
			FG-FGA	FG-FGA	FT-FTA	Off	Def	Tot	A			TO	Blk	Stl		
10	Sam Hauser	f	3-7	3-7	0-0	1	2	3	0	9	2	1	0	0	35	
30	Jay Huff	f	4-7	1-2	0-0	2	2	4	1	9	1	1	3	1	17	
00	Kihei Clark	g	3-6	0-1	0-0	0	2	2	1	6	4	1	0	2	34	
25	Trey Murphy III	g	6-9	3-6	0-1	1	3	4	1	15	3	0	0	0	32	
53	Tomas Woldetensae	g	1-4	1-4	2-2	0	2	2	2	5	0	0	0	1	16	
01	Jabri Abdur-Rahim		0-0	0-0	2-2	0	1	1	1	2	0	0	0	1	5	
02	Reece Beekman		3-6	0-1	0-0	0	2	2	0	6	4	0	0	1	11	
04	Justin McKoy		1-3	0-2	1-2	0	1	1	1	3	1	0	0	0	7	
05	Jayden Nixon		0-0	0-0	0-0	0	0	0	0	0	0	0	0	0	2	
12	Chase Coleman		0-0	0-0	0-0	0	0	0	0	0	0	0	0	0	2	
13	Casey Morsell		3-6	0-2	0-0	0	2	2	0	6	0	1	1	1	14	
21	Kadin Shedrick		3-6	0-0	4-5	5	2	7	1	10	0	2	1	0	16	
22	Francisco Caffaro		0-0	0-0	2-2	1	1	2	1	2	0	0	0	0	4	
24	Austin Katstra		1-1	1-1	0-0	0	0	0	0	3	0	0	0	0	2	
33	Carson McCorkle		0-0	0-0	0-0	0	0	0	0	0	1	0	0	1	3	
Team						3	2	5				1				
Totals			28-55	9-26	11-14	13	22	35	9	76	16	7	5	8	200	
FG % 1st Half: 15-27		55.6%	2nd half: 13-28		46.4%	Game: 28-55		50.9%	Deadball							
3FG % 1st Half: 4-13		30.8%	2nd half: 5-13		38.5%	Game: 9-26		34.6%	Rebounds							
FT % 1st Half: 2-3		66.7%	2nd half: 9-11		81.8%	Game: 11-14		78.6%	2							

Officials: Brent Hampton, Tim Clougherty, Tony Henderson

Technical fouls: William & Mary-None. Virginia-None.

Attendance: 250

2020-21 Men's Basketball. Round: 0. Virginia vs William & Mary. Played at John

Score by periods	1st	2nd	Total
William & Mary	14	26	40
Virginia	36	40	76



Official Basketball Box Score -- Game Totals -- Final Statistics  
**Virginia vs Notre Dame**  
 12/30/20 6:00 pm at Notre Dame, IN



**Virginia 66 • 5-2,1-0 ACC**

#	Player		Total		3-Ptr	Rebounds					PF	TP	A TO Blk Stl				Min
			FG-FGA	FG-FGA	FT-FTA	Off	Def	Total	A	TO			Blk	Stl			
10	Sam Hauser	f	5-13	3-8	0-0	2	8	10	1	13	4	1	0	0	38		
30	Jay Huff	f	7-9	1-3	0-0	0	5	5	4	15	1	2	1	0	24		
00	Kihei Clark	g	7-12	2-4	3-6	0	3	3	0	19	5	0	0	0	38		
13	Casey Morsell	g	2-9	1-3	1-2	0	2	2	3	6	1	0	1	2	27		
25	Trey Murphy III	g	2-5	1-4	0-0	1	3	4	1	5	1	0	1	0	31		
02	Reece Beekman		0-2	0-1	0-0	0	1	1	1	0	0	1	0	1	13		
04	Justin McKoy		3-5	0-1	0-0	3	3	6	4	6	1	0	0	0	10		
21	Kadin Shedrick		1-1	0-0	0-0	0	1	1	0	2	0	1	0	0	4		
53	Tomas Woldetensae		0-2	0-2	0-0	0	1	1	1	0	1	0	0	0	15		
Team						1	1	2									
Totals			27-58	8-26	4-8	7	28	35	15	66	14	5	3	3	200		
FG % 1st Half: 13-29 44.8% 2nd half: 14-29 48.3% Game: 27-58 46.6% Deadball																	
3FG % 1st Half: 3-12 25.0% 2nd half: 5-14 35.7% Game: 8-26 30.8% Rebounds																	
FT % 1st Half: 1-2 50.0% 2nd half: 3-6 50.0% Game: 4-8 50.0% 0																	

**Notre Dame 57 • 3-5,0-2 ACC**

#	Player		Total		3-Ptr	Rebounds					PF	TP	A TO Blk Stl				Min
			FG-FGA	FG-FGA	FT-FTA	Off	Def	Tot	A	TO			Blk	Stl			
14	Nate Laszewski	f	8-11	4-7	8-10	1	5	6	2	28	1	0	0	1	37		
02	Trey Wertz	g	0-2	0-0	1-2	0	2	2	0	1	1	0	0	0	10		
03	Prentiss Hubb	g	1-8	0-6	2-2	0	2	2	2	4	8	3	0	1	39		
05	Cormac Ryan	g	0-4	0-3	0-0	2	2	4	3	0	0	2	0	1	29		
23	Dane Goodwin	g	2-8	1-3	0-0	0	7	7	0	5	1	0	0	0	34		
11	Juwan Durham		7-11	0-0	5-7	0	5	5	3	19	1	2	1	0	30		
13	Nikola Djogo		0-1	0-1	0-0	0	4	4	1	0	1	0	0	0	21		
Team						0	1	1									
Totals			18-45	5-20	16-21	3	28	31	11	57	13	7	1	3	200		
FG % 1st Half: 7-22			31.8%	2nd half: 11-23		47.8%	Game: 18-45		40.0%	Deadball							
3FG % 1st Half: 2-9			22.2%	2nd half: 3-11		27.3%	Game: 5-20		25.0%	Rebounds							
FT % 1st Half: 8-11			72.7%	2nd half: 8-10		80.0%	Game: 16-21		76.2%	1							

Officials: Tommy Morrissey, Brian Dorsey, Bill Covington, Jr.

Technical fouls: Virginia-None. Notre Dame-None.

Attendance: 86

2020-21 Men's Basketball. Round: 0. Notre Dame vs Virginia. Played at Purcell

Score by periods	1st	2nd	Total
Virginia	30	36	66
Notre Dame	24	33	57



Official Basketball Box Score -- Game Totals -- Final Statistics  
**Virginia vs Gonzaga**  
 12/26/20 3:00 pm at Fort Worth, TX



**Virginia 75 • 4-2,0-0 ACC**

		Total		3-Ptr	Rebounds										
#	Player	FG-FGA	FG-FGA	FT-FTA	Off	Def	Tot	PF	TP	A	TO	Blk	Stl	Min	
10	Sam Hauser	f	3-11	0-4	4-4	1	4	5	1	10	1	1	0	1	33
30	Jay Huff	f	4-5	1-1	0-0	4	2	6	4	9	0	2	3	0	13
00	Kihei Clark	g	7-14	1-3	4-4	0	2	2	1	19	4	6	0	0	33
02	Reece Beekman	g	1-2	1-1	0-2	0	2	2	2	3	4	3	0	0	29
53	Tomas Woldetensae	g	2-5	2-4	0-0	0	0	0	3	6	0	0	0	1	16
01	Jabri Abdur-Rahim		0-1	0-1	0-0	0	0	0	4	0	0	0	1	0	8
04	Justin McKoy		1-2	1-2	2-2	0	2	2	0	5	0	0	0	0	8
13	Casey Morsell		3-6	0-3	2-2	0	1	1	2	8	0	2	0	0	18
21	Kadin Shedrick		0-1	0-0	0-0	2	2	4	2	0	2	0	0	1	10
22	Francisco Caffaro		0-0	0-0	0-0	0	0	0	0	0	1	0	0	0	5
25	Trey Murphy III		5-7	4-6	1-2	0	3	3	1	15	2	1	0	1	27
Team						0	0	0							
Totals			26-54	10-25	13-16	7	18	25	20	75	14	15	4	4	200
FG % 1st Half: 12-26 46.2% 2nd half: 14-28 50.0% Game: 26-54 48.1% Deadball															
3FG % 1st Half: 4-12 33.3% 2nd half: 6-13 46.2% Game: 10-25 40.0% Rebounds															
FT % 1st Half: 3-4 75.0% 2nd half: 10-12 83.3% Game: 13-16 81.3% 1,1															



Official Basketball Box Score -- Game Totals -- Final Statistics  
**Virginia vs Boston College**  
**01/09/21 2:00 pm at Boston, MA**



**Virginia 61 • 7-2,3-0 ACC**

#	Player	Total		3-Ptr		Rebounds			PF	TP	A TO Blk Stl					Min
		FG-FGA	FG-FGA	FT-FTA	FT-FTA	Off	Def	Tot			A	TO	Blk	Stl		
10	Sam Hauser	f	7-16	2-6	1-2	2	8	10	2	17	1	2	0	2		36
30	Jay Huff	f	7-11	0-1	4-4	2	6	8	4	18	0	2	5	1		29
00	Kihei Clark	g	6-8	0-0	0-0	0	3	3	0	12	3	1	0	0		40
02	Reece Beekman	g	0-4	0-2	4-4	0	3	3	1	4	3	0	0	0		37
25	Trey Murphy III	g	3-9	2-6	0-0	0	4	4	3	8	0	1	1	0		38
04	Justin McKoy		1-5	0-0	0-0	1	3	4	2	2	0	0	0	0		9
22	Francisco Caffaro		0-0	0-0	0-0	0	0	0	1	0	0	0	0	0		3
33	Carson McCorkle		0-0	0-0	0-0	0	0	0	0	0	0	0	0	0		2
53	Tomas Woldetensae		0-0	0-0	0-0	0	0	0	2	0	0	0	0	0		6
Team						1	0	1			1					
Totals			24-53	4-15	9-10	6	27	33	15	61	7	7	6	3		200

FG % 1st Half: 10-24 41.7% 2nd half: 14-29 48.3% Game: 24-53 45.3%  
 3FG % 1st Half: 3-8 37.5% 2nd half: 1-7 14.3% Game: 4-15 26.7%  
 FT % 1st Half: 6-6 100.0 2nd half: 3-4 75.0% Game: 9-10 90.0%

Deadball  
Rebounds  
0

**Boston College 49 • 2-9,0-5 ACC**

#	Player	Total		3-Ptr		Rebounds			PF	TP	A TO Blk Stl					Min
		FG-FGA	FG-FGA	FT-FTA	FT-FTA	Off	Def	Tot			A	TO	Blk	Stl		
01	CJ Felder	f	3-7	1-4	2-4	1	8	9	2	9	0	0	3	0		32
33	James Karnik	c	2-12	1-4	2-3	4	5	9	3	7	0	1	1	1		32
05	Jay Heath		2-10	1-3	1-2	2	4	6	1	6	3	1	0	0		33
15	DeMarr Langford	g	5-7	1-2	3-5	2	2	4	0	14	2	2	0	1		34
22	Rich Kelly	g	4-8	1-2	1-1	1	4	5	1	10	1	6	0	1		32
10	Wynston Tabbs		0-9	0-4	0-0	1	0	1	2	0	2	0	0	0		21
14	Kamari Williams		1-1	1-1	0-0	0	0	0	0	3	1	0	0	0		8
32	Justin Vander Baan		0-1	0-1	0-0	0	0	0	1	0	0	1	2	0		8
Team						2	1	3								
Totals			17-55	6-21	9-15	13	24	37	10	49	9	11	6	3		200

FG % 1st Half: 10-32 31.3% 2nd half: 7-23 30.4% Game: 17-55 30.9%  
 3FG % 1st Half: 4-13 30.8% 2nd half: 2-8 25.0% Game: 6-21 28.6%  
 FT % 1st Half: 2-5 40.0% 2nd half: 7-10 70.0% Game: 9-15 60.0%

Deadball  
Rebounds  
4

Officials: Raymie Styons, Tony Henderson, John Gaffney  
 Technical fouls: Virginia-None. Boston College-None.  
 Attendance: 2020-21 Men's Basketball. Round: 0. Boston College vs Virginia. Played at Silv

Score by periods	1st	2nd	Total
Virginia	29	32	61
Boston College	26	23	49



Official Basketball Box Score -- Game Totals -- Final Statistics  
**Virginia vs Clemson**  
**01/16/21 6:00 pm at Clemson, SC**



**Virginia 85 • 9-2,5-0 ACC**

#	Player	Total		3-Ptr		Rebounds			PF	TP	A TO Blk Stl					Min
		FG-FGA	FG-FGA	FT-FTA	FT-FTA	Off	Def	Tot			A	TO	Blk	Stl		
10	Sam Hauser	f	5-7	4-5	0-0	0	8	8	0	14	2	2	1	1		29
30	Jay Huff	f	5-12	2-6	0-0	1	6	7	3	12	5	0	0	0		25
00	Kihei Clark	g	5-7	0-2	2-2	0	0	0	0	12	5	0	0	1		27
02	Reece Beekman	g	4-7	0-1	0-0	1	4	5	0	8	6	1	0	2		29
25	Trey Murphy III	g	5-5	3-3	0-0	0	3	3	1	13	1	0	0	0		20
01	Jabari Abdur-Rahim		1-2	0-0	0-0	0	0	0	0	2	1	0	0	0		4
04	Justin McKoy		0-2	0-0	0-0	1	0	1	0	0	0	0	0	0		5
12	Chase Coleman		0-0	0-0	0-0	0	0	0	0	0	0	0	0	0		1
13	Casey Morsell		2-5	1-3	0-0	1	0	1	0	5	0	0	0	0		22
22	Francisco Caffaro		1-1	0-0	0-0	2	0	2	4	2	0	3	0	0		13
24	Austin Katstra		0-0	0-0	0-0	0	0	0	0	0	0	0	0	0		1
33	Carson McCorkle		1-1	1-1	0-0	0	1	1	0	3	1	0	0	0		4
53	Tomas Woldetensae		5-7	4-6	0-0	0	5	5	0	14	1	1	0	2		20
Team						0	0	0								
Totals			34-56	15-27	2-2	6	27	33	8	85	22	7	1	6		200

FG % 1st Half: 13-25 52.0% 2nd half: 21-31 67.7% Game: 34-56 60.7%  
 3FG % 1st Half: 5-13 38.5% 2nd half: 10-14 71.4% Game: 15-27 55.6%  
 FT % 1st Half: 2-2 100.0 2nd half: 0-0 0.0% Game: 2-2 100.0

Deadball  
Rebounds  
0

**Clemson 50 • 9-2,3-2 ACC**

#	Player	Total		3-Ptr		Rebounds			PF	TP	A TO Blk Stl					Min
		FG-FGA	FG-FGA	FT-FTA	FT-FTA	Off	Def	Tot			A	TO	Blk	Stl		
01	Jonathan Baehre	f	0-1	0-1	0-0	0	0	0	1	0	0	0	0	0		11
25	Aamir Simms	f	1-9	0-4	0-0	2	3	5	1	2	2	0	2	0		25
00	Clyde Trapp	g	2-4	1-2	1-2	0	5	5	1	6	1	0	0	0		27
02	Al-Amir Dawes	g	0-4	0-1	0-0	0	0	0	1	0	1	1	0	0		20
12	Alex Hemenway	g	2-5	2-5	0-0	0	1	1	1	6	0	1	0	1		16
03	Chase Hunter		2-3	0-0	0-0	0	1	1	0	4	0	1	0	0		16
04	Nick Honor		3-7	0-3	0-0	1	0	1	0	6	2	1	0	0		24
05	Hunter Tyson		3-5	1-3	0-0	0	2	2	2	7	1	2	0	0		18
10	Oliver-Maxence Pros		1-2	0-0	2-2	0	1	1	0	4	0	1	0	0		12
11	Parker Fox		0-0	0-0	0-0	0	0	0	0	0	0	0	0	0		1
15	John Newman III		3-5	1-2	0-0	0	1	1	0	7	0	1	0	0		10
20	O'Neil McBride		0-0	0-0	0-0	0	0	0	0	0	0	0	0	0		1
21	Wells Hoag		0-0	0-0	0-0	0	0	0	0	0	0	0	0	0		1
22	Lynn Kidd		0-0	0-0	0-0	0	0	0	0	0	0	0	0	0		4
24	PJ Hall		4-7	0-2	0-0	1	2	3	1	8	0	0	0	1		14
Team						1	0	1			1					
Totals			21-52	5-23	3-4	5	16	21	8	50	7	9	2	2		200

FG % 1st Half: 7-24 29.2% 2nd half: 14-28 50.0% Game: 21-52 40.4%  
 3FG % 1st Half: 2-12 16.7% 2nd half: 3-11 27.3% Game: 5-23 21.7%  
 FT % 1st Half: 1-2 50.0% 2nd half: 2-2 100.0% Game: 3-4 75.0%

Deadball  
Rebounds  
0

Officials: Mark Schnur, Kipp Kissinger, Ted Valentine  
 Technical fouls: Virginia-None. Clemson-None.  
 Attendance: 1876  
 2020-21 Men's Basketball. Round: 0. Clemson vs Virginia. Played at Littlejohn

Score by periods	1st	2nd	Total
Virginia	33	52	85
Clemson	17	33	50



Official Basketball Box Score -- Game Totals -- Final Statistics  
**Notre Dame vs Virginia**  
**01/13/21 4:30 pm at Charlottesville, VA**



**Notre Dame 68 • 3-8,0-5 ACC**

#	Player	Total		3-Ptr		Rebounds			PF	TP	A TO Blk Stl					Min
		FG-FGA	FG-FGA	FT-FTA	FT-FTA	Off	Def	Tot			A	TO	Blk	Stl		
11	Juwan Durham	f	4-6	0-0	2-2	2	2	4	2	10	0	2	0	2		28
14	Nate Laszewski	f	4-8	1-4	3-4	2	6	8	0	12	2	1	0	0		33
03	Prentiss Hubb	g	4-9	0-2	1-1	0	1	1	2	9	3	2	0	0		33
05	Cormac Ryan	g	4-8	1-3	7-7	0	4	4	0	16	0	0	0	1		28
23	Dane Goodwin	g	1-8	0-6	0-0	0	3	3	0	2	1	0	0	1		32
02	Trey Wertz		4-9	3-5	2-2	0	3	3	1	13	4	2	0	0		24
12	Tony Sanders Jr.		0-0	0-0	0-0	0	0	0	0	0	0	0	0	0		1
13	Nikola Djogo		1-3	0-2	4-4	0	1	1	3	6	0	0	2	0		19
25	Matt Zona		0-0	0-0	0-0	0	0	0	0	0	0	0	0	0		1
31	Elijah Morgan		0-0	0-0	0-0	0	0	0	0	0	0	0	0	0		1
Team						1	2	3								
Totals			22-51	5-22	19-20	5	22	27	8	68	10	7	2	4		200

FG % 1st Half: 10-30 33.3% 2nd half: 12-21 57.1% Game: 22-51 43.1%  
 3FG % 1st Half: 1-13 7.7% 2nd half: 4-9 44.4% Game: 5-22 22.7%  
 FT % 1st Half: 4-4 100.0 2nd half: 15-16 93.8% Game: 19-20 95.0%

Deadball  
Rebounds  
0

**Virginia 80 • 8-2,4-0 ACC**

#	Player		Total		3-Ptr	Rebounds			PF	TP	A TO Blk Stl				Min
			FG-FGA	FG-FGA	FT-FTA	Off	Def	Tot			A	TO	Blk	Stl	
10	Sam Hauser	f	6-13	1-4	2-2	0	9	9	2	15	1	0	0	0	36
30	Jay Huff	f	7-13	4-8	0-1	0	5	5	4	18	1	1	2	0	24
00	Kihei Clark	g	5-11	1-3	1-1	0	1	1	2	12	6	1	0	0	37
02	Reece Beekman	g	2-5	1-2	2-2	1	3	4	4	7	3	2	0	3	36
25	Trey Murphy III	g	4-6	2-4	0-0	0	0	0	3	10	1	1	1	0	31
13	Casey Morsell		6-7	3-3	0-0	0	4	4	2	15	0	0	0	0	24
22	Francisco Caffaro		1-2	0-0	1-1	1	0	1	0	3	1	0	0	0	12
	Team					2	3	5			3				
	Totals		31-57	12-24	6-7	4	25	29	17	80	16	8	3	3	200



Official Basketball Box Score -- Game Totals -- Final Statistics  
**Syracuse vs Virginia**  
**01/25/21 7:00 pm at Charlottesville, VA**



**Syracuse 58 • 9-5,3-4 ACC**

#	Player	Total		3-Ptr		Rebounds			PF	TP	A TO Blk Stl				Min
		FG-FGA	FG-FGA	FT-FTA	Off Def Tot	PF	TP	A TO Blk Stl							
01	Quincy Guerrier	f	6-16	0-2	3-3	2 5 7	1 15	0 1 0 3	3	37					
21	Marek Dolezaj	f	3-6	0-0	2-2	0 6 6	1 8	3 1 0 3	4	40					
00	Alan Griffin	g	4-11	1-5	4-5	1 7 8	2 13	2 0 0 1	36						
11	Joseph Girard III	g	3-7	2-6	0-0	0 1 1	0 8	2 2 0 0	26						
35	Buddy Boeheim	g	4-13	1-8	0-0	0 1 1	1 9	2 5 0 2	34						
03	Kadary Richmond		1-3	0-0	0-0	0 2 2	3 2	1 3 2 0	20						
20	Robert Braswell		1-3	1-3	0-0	0 1 1	2 3	0 0 0 0	7						
Team						1 1 2									
Totals			22-59	5-24	9-10	4 24 28	10 58	10 12 2 9	200						

FG % 1st Half: 12-30 40.0% 2nd half: 10-29 34.5% Game: 22-59 37.3%  
 3FG % 1st Half: 2-11 18.2% 2nd half: 3-13 23.1% Game: 5-24 20.8%  
 FT % 1st Half: 0-1 0.0% 2nd half: 9-9 100.0% Game: 9-10 90.0%

Deadball  
Rebounds  
0

**Virginia 81 • 11-2,7-0 ACC**

#	Player	Total		3-Ptr		Rebounds			PF	TP	A TO Blk Stl				Min
		FG-FGA	FG-FGA	FT-FTA	Off Def Tot	PF	TP	A TO Blk Stl							
10	Sam Hauser	f	7-16	7-13	0-0	1 6 7	3 21	3 1 1 1	38						
30	Jay Huff	f	8-11	1-1	4-4	2 10 12	2 21	3 2 2 1	32						
00	Kihei Clark	g	2-6	0-1	0-0	1 3 4	0 4	9 2 0 2	36						
02	Reece Beekman	g	2-3	1-1	5-6	1 4 5	1 10	5 2 0 2	34						
25	Trey Murphy III	g	6-14	4-10	0-0	0 7 7	2 16	2 2 2 1	31						
01	Jabri Abdul-Rahim		0-1	0-1	0-0	0 0 0	0 0	0 0 0 0	2						
04	Justin McKoy		0-0	0-0	0-0	0 0 0	0 0	0 0 0 0	2						
13	Casey Morsell		3-5	1-3	0-0	0 2 2	0 7	0 1 0 0	7						
22	Francisco Caffaro		1-2	0-0	0-1	1 1 2	0 2	0 0 0 0	8						
33	Carson McCorkle		0-0	0-0	0-0	0 0 0	0 0	0 0 0 0	1						
53	Tomas Woldetensae		0-1	0-1	0-0	0 1 1	0 0	2 2 0 0	9						
Team						1 0 1									
Totals			29-59	14-31	9-11	7 34 41	8 81	23 13 5 7	200						

FG % 1st Half: 14-31 45.2% 2nd half: 15-28 53.6% Game: 29-59 49.2%  
 3FG % 1st Half: 7-17 41.2% 2nd half: 7-14 50.0% Game: 14-31 45.2%  
 FT % 1st Half: 0-1 0.0% 2nd half: 9-10 90.0% Game: 9-11 81.8%

Deadball  
Rebounds  
1

Officials: Kipp Kissinger,Keith Kimble,Doug Shows  
 Technical fouls: Syracuse-None. Virginia-None.  
 Attendance: 250

2020-21 Men's Basketball. Round: 0. Syracuse vs Virginia. Played at John Paul

Score by periods	1st	2nd	Total
Syracuse	26	32	58
Virginia	35	46	81



Official Basketball Box Score -- Game Totals -- Final Statistics  
**Virginia vs Virginia Tech**  
**01/30/21 6:00 pm at Blacksburg, VA**



**Virginia 51 • 11-3,7-1 ACC**

#	Player	Total		3-Ptr		Rebounds			PF	TP	A TO Blk Stl				Min
		FG-FGA	FG-FGA	FT-FTA	Off Def Tot	PF	TP	A TO Blk Stl							
10	Sam Hauser	f	4-10	2-7	0-0	2 3 5	3 10	1 0 0 1	34						
30	Jay Huff	f	5-7	3-3	0-0	1 3 4	4 13	1 2 1 1	23						
00	Kihei Clark	g	4-13	3-6	0-0	1 1 2	0 11	0 2 0 1	34						
02	Reece Beekman	g	0-5	0-3	1-2	0 1 1	1 1	3 1 0 0	33						
25	Trey Murphy III	g	3-7	2-5	2-2	1 5 6	3 10	1 1 0 1	34						
04	Justin McKoy		1-1	0-0	0-0	0 2 2	1 2	0 0 0 0	4						
13	Casey Morsell		2-7	0-4	0-0	0 1 1	1 4	2 0 0 1	25						
22	Francisco Caffaro		0-0	0-0	0-0	0 2 2	3 0	0 2 0 0	5						
53	Tomas Woldetensae		0-2	0-0	0-0	0 0 0	0 0	1 0 0 1	8						
Team						0 1 1									
Totals			19-52	10-28	3-4	5 19 24	16 51	9 9 1 6	200						

FG % 1st Half: 11-25 44.0% 2nd half: 8-27 29.6% Game: 19-52 36.5%  
 3FG % 1st Half: 7-15 46.7% 2nd half: 3-13 23.1% Game: 10-28 35.7%  
 FT % 1st Half: 0-0 0.0% 2nd half: 3-4 75.0% Game: 3-4 75.0%

Deadball  
Rebounds  
1

**Virginia Tech 65 • 13-3,7-2 ACC**

#	Player	Total		3-Ptr		Rebounds			PF	TP	A TO Blk Stl				Min
		FG-FGA	FG-FGA	FT-FTA	Off Def Tot	PF	TP	A TO Blk Stl							
22	Keve Aluma	f	10-15	2-3	7-8	2 8 10	0 29	4 0 1 0	36						
25	Justyn Mutts	f	2-7	0-2	0-0	1 7 8	2 4	2 2 0 0	34						
03	Wabissa Bede	g	2-3	1-1	2-2	0 4 4	4 7	5 3 1 1	35						
04	Nahiem Alleyne	g	1-4	1-1	0-0	0 4 4	1 3	1 3 0 0	29						
15	Jalen Cone	g	2-6	2-6	0-0	0 2 2	1 6	0 2 0 0	26						
00	Hunter Cattoor		5-7	3-5	2-2	0 1 1	0 15	1 0 2 1	31						
05	David N'Guessan		0-1	0-0	1-2	1 0 1	0 1	0 1 0 0	7						
21	John Ojiako		0-1	0-0	0-0	0 0 0	0 0	0 0 0 0	2						
Team						0 0 0									
Totals			22-44	9-18	12-14	4 26 30	8 65	13 12 4 2	200						

FG % 1st Half: 8-21 38.1% 2nd half: 14-23 60.9% Game: 22-44 50.0%  
 3FG % 1st Half: 2-8 25.0% 2nd half: 7-10 70.0% Game: 9-18 50.0%  
 FT % 1st Half: 3-4 75.0% 2nd half: 9-10 90.0% Game: 12-14 85.7%

Deadball  
Rebounds  
1,2

Officials: Jerry Heater,Clarence Armstrong,Jamie Luckie  
 Technical fouls: Virginia-None. Virginia Tech-None.  
 Attendance: 250

2020-21 Men's Basketball. Round: 0. Virginia vs Virginia Tech. Played at Casse

Score by periods	1st	2nd	Total
Virginia	29	22	51
Virginia Tech	21	44	65



Official Basketball Box Score -- Game Totals -- Final Statistics  
**Virginia vs NC State**  
**02/03/21 9:00 pm at Raleigh, NC**



**Virginia 64 • 12-3,8-1 ACC**

#	Player	Total		3-Ptr		Rebounds			PF	TP	A TO Blk Stl				Min
		FG-FGA	FG-FGA	FT-FTA	Off Def Tot	PF	TP	A TO Blk Stl							
10	Sam Hauser	f	5-11	2-6	6-6	2 3 5	2 18	1 1 0 0	38						
30	Jay Huff	f	5-12	1-6	1-1	0 6 6	3 12	3 1 1 2	33						
00	Kihei Clark	g	2-3	1-2	3-4	0 2 2	3 8	6 3 0 2	36						
02	Reece Beekman	g	2-3	0-0	4-5	0 5 5	0 8	1 3 2 0	37						
25	Trey Murphy III	g	5-8	2-3	6-6	1 4 5	3 18	0 1 0 0	34						
04	Justin McKoy		0-0	0-0	0-0	0 1 1	0 0	0 0 0 0	2						
13	Casey Morsell		0-3	0-0	0-0	0 0 0	1 0	1 2 0 1	12						
22	Francisco Caffaro		0-0	0-0	0-0	0 0 0	0 0	0 0 0 0	5						
53	Tomas Woldetensae		0-1	0-0	0-0	0 0 0	1 0	0 0 0 0	3						
Team						0 0 0									
Totals			19-41	6-17	20-22	3 21 24	13 64	12 11 3 5	200						

FG % 1st Half: 10-19 52.6% 2nd half: 9-22 40.9% Game: 19-41 46.3%  
 3FG % 1st Half: 4-8 50.0% 2nd half: 2-9 22.2% Game: 6-17 35.3%  
 FT % 1st Half: 4-4 100.0% 2nd half: 16-18 88.9% Game: 20-22 90.9%

Deadball  
Rebounds  
1

**NC State 57 • 7-7,3-6 ACC**

#	Player	Total		3-Ptr		Rebounds			PF	TP	A TO Blk Stl				Min
		FG-FGA	FG-FGA	FT-FTA	Off Def Tot	PF	TP	A TO Blk Stl							
04	Jericole Hellems	f	9-15	3-6	2-2	1 4 5	5 23	0 1 0 1	37						
15	Manny Bates	f	4-8	0-0	1-2	4 0 4	3 9	1 1 0 0	25						
01	Dereon Seabron	g	1-6	0-1	0-0	2 1 3	0 2	0 1 0 1	17						
05	Thomas Allen	g	1-6	1-3	0-0	0 3 3	1 3	3 1 0 1	25						
10	Braxton Beverly	g	2-5	0-3	1-3	0 4 4	3 5	2 1 0 1	36						
00	DJ Funderburk		3-8	0-0	3-5	2 3 5	3 9	0 2 0 1	17						
02	Shakeel Moore		1-2	0-1	0-0	0 2 2	1 2	0 2 0 1	19						
03	Cam Hayes		2-3	0-0	0-0	0 2 2	0 4	3 2 0 0	24						
Team						2 1 3									
Totals			23-53	4-14	7-12	11 20 31	16 57	9 12 0 6	200						

FG % 1st Half: 10-28 35.7% 2nd half: 13-25 52.0% Game: 23-53 43.4%  
 3FG % 1st Half: 2-6 33.3% 2nd half: 2-8 25.0% Game: 4-14 28.6%  
 FT % 1st Half: 2-3 66.7% 2nd half: 5-9 55.6% Game: 7-12 58.3%

Deadball  
Rebounds  
3

Officials: Jeffery Clark,Bert Smith,Ted Valentine  
 Technical fouls: Virginia-None. NC State-None.



Official Basketball Box Score -- Game Totals -- Final Statistics

**Virginia vs Georgia Tech**  
**02/10/21 7:00 pm at Atlanta, GA**
**Virginia 57 • 14-3,10-1 ACC**

##	Player	Total		3-Ptr		Rebounds			PF	TP	A	TO	Blk	Stl	Min
		FG-FGA	FG-FGA	FT-FTA	Off Def Tot	PF	TP	A TO Blk Stl							
10	Sam Hauser	f	4-7	0-1	0-0	0 10 10	1	8	5	1	0	1	0	1	40
30	Jay Huff	f	3-5	0-2	0-0	1 8 9	3	6	1	2	4	1	0	1	38
00	Kihe Clark	g	5-13	4-8	0-0	1 2 3	1	14	6	1	0	0	0	0	38
02	Reece Beekman	g	3-7	1-3	0-0	0 5 5	1	7	2	4	2	0	0	0	24
25	Trey Murphy III	g	7-11	2-4	2-2	1 4 5	3	18	1	3	1	0	0	0	38
13	Casey Morsell	g	0-1	0-1	0-0	0 0 0	0	0	0	1	0	0	0	0	2
21	Kadin Shedrick	g	0-0	0-0	0-0	0 0 0	0	0	0	0	0	0	0	0	2
53	Tomas Woldetensae	g	2-5	0-1	0-0	0 1 1	0	4	1	0	0	0	0	0	18
Team					2 0 2			5							
Totals			24-49	7-20	2-2	5 30 35	9	57	16	17	7	2			200

FG % 1st Half: 8-24 33.3% 2nd half: 16-25 64.0% Game: 24-49 49.0% Deadball Rebounds 2  
 3FG % 1st Half: 2-10 20.0% 2nd half: 5-10 50.0% Game: 7-20 35.0%  
 FT % 1st Half: 2-2 100.0 2nd half: 0-0 0.0% Game: 2-2 100.0

**Georgia Tech 49 • 9-7,5-5 ACC**

##	Player	Total		3-Ptr		Rebounds			PF	TP	A	TO	Blk	Stl	Min
		FG-FGA	FG-FGA	FT-FTA	Off Def Tot	PF	TP	A TO Blk Stl							
04	Jordan Usher	f	4-9	0-3	4-5	0 3 3	1	12	4	0	1	0	0	0	35
00	Moses Wright	f	4-11	0-2	0-0	2 4 6	2	8	1	2	0	1	0	1	31
05	Michael Devoe	g	1-10	0-5	0-0	0 3 3	0	2	3	2	1	0	0	0	34
03	Bubba Parham	g	1-4	1-3	2-2	0 3 3	2	5	0	0	0	3	0	0	35
10	Jose Alvarado	g	7-12	2-5	2-2	0 3 3	1	18	2	4	0	1	0	1	40
01	Kyle Sturdivant	g	0-0	0-0	1-2	0 0 0	1	1	1	0	0	0	0	0	11
12	Khalid Moore	g	1-4	1-3	0-0	0 0 0	2	3	0	0	0	1	0	0	14
Team					1 2 3										
Totals			18-50	4-21	9-11	3 18 21	9	49	11	8	2	6			200

FG % 1st Half: 9-28 32.1% 2nd half: 9-22 40.9% Game: 18-50 36.0% Deadball Rebounds 1  
 3FG % 1st Half: 3-10 30.0% 2nd half: 1-11 9.1% Game: 4-21 19.0%  
 FT % 1st Half: 5-5 100.0 2nd half: 4-6 66.7% Game: 9-11 81.8%

Officials: Doug Shows, Kipp Kissinger, Mike Stephens

Technical fouls: Virginia-None, Georgia Tech-None.

Attendance: 1200

2020-21 Men's Basketball. Round: 0. Georgia Tech vs Virginia. Played at McCam

Score by periods	1st	2nd	Total
Virginia	20	37	57
Georgia Tech	26	23	49

	In	Off	2nd	Fast	Bench
Points	Paint	T/O	Chance	Break	
VA	22	4	4	2	4
GT	26	17	3	4	4

Last FG - VA 2nd-00:49, GT 2nd-01:07.

Largest lead - VA by 8 2nd-03:15, GT by 6 1st-09:16.

VA led for 13:32. GT led for 23:51. Game was tied for 02:37.

Score tied - 2 times.  
Lead changed - 4 times.

Official Basketball Box Score -- Game Totals -- Final Statistics

**Virginia vs Florida St.**  
**02/15/21 7:00 pm at Tallahassee, FL**
**Virginia 60 • 15-4,11-2 ACC**

##	Player	Total		3-Ptr		Rebounds			PF	TP	A	TO	Blk	Stl	Min
		FG-FGA	FG-FGA	FT-FTA	Off Def Tot	PF	TP	A TO Blk Stl							
10	Sam Hauser	f	3-7	2-5	3-3	0 5 5	3	11	0	2	0	1	0	1	30
30	Jay Huff	f	2-6	0-3	0-0	0 2 2	3	4	1	3	2	0	0	0	31
00	Kihe Clark	g	5-7	0-0	2-5	0 3 3	0	12	4	3	0	1	0	0	37
02	Reece Beekman	g	0-4	0-1	0-0	0 2 2	1	0	3	0	1	0	0	0	30
25	Trey Murphy III	g	5-10	3-7	0-0	1 4 5	1	13	3	1	0	0	0	0	32
01	Jabri Abdur-Rahim	g	0-1	0-1	0-0	0 0 0	0	0	0	1	0	0	0	0	2
04	Justin McKoy	g	2-4	1-1	0-0	2 0 2	0	5	0	0	0	0	0	0	6
13	Casey Morsell	g	1-3	0-1	1-2	1 1 2	3	3	2	1	0	0	0	0	12
21	Kadin Shedrick	g	0-0	0-0	0-0	0 1 1	2	0	0	0	0	0	0	0	5
23	Kody Statmann	g	0-0	0-0	0-0	0 0 0	0	0	0	0	1	0	0	0	1
33	Carson McCorkle	g	0-0	0-0	0-0	0 0 0	0	0	0	0	0	0	0	0	1
53	Tomas Woldetensae	g	4-5	3-4	1-2	0 1 1	2	12	1	2	0	1	0	1	13
Team					0 2 2										
Totals			22-47	9-23	7-12	4 21 25	15	60	14	13	4	3			200

FG % 1st Half: 10-23 43.5% 2nd half: 12-24 50.0% Game: 22-47 46.8% Deadball Rebounds 2,2  
 3FG % 1st Half: 5-11 45.5% 2nd half: 4-12 33.3% Game: 9-23 39.1%  
 FT % 1st Half: 0-0 0.0% 2nd half: 7-12 58.3% Game: 7-12 58.3%

**Florida St. 81 • 12-3,8-2 ACC**

##	Player	Total		3-Ptr		Rebounds			PF	TP	A	TO	Blk	Stl	Min
		FG-FGA	FG-FGA	FT-FTA	Off Def Tot	PF	TP	A TO Blk Stl							
01	RaiQuan Gray	f	6-10	1-2	2-2	0 5 5	2	15	3	1	0	0	0	0	28
10	Malik Osborne	f	3-8	1-4	0-0	1 1 2	1	7	0	0	0	0	0	0	24
31	Wyatt Wilkes	f	1-3	1-3	2-3	0 1 1	0	5	0	0	0	0	0	0	13
00	RayQuan Evans	g	0-4	0-2	0-0	1 2 3	0	0	3	1	0	0	0	0	20
23	M.J. Walker	g	6-12	5-6	0-0	0 6 6	2	17	0	0	0	1	0	0	29
02	Anthony Polite	g	3-5	1-2	1-1	0 0 0	1	8	2	1	0	0	0	0	15
04	Scottie Barnes	g	3-6	0-0	1-3	2 2 2	7	6	0	0	0	0	0	0	23
05	Balsa Koprivica	g	3-3	1-1	2-2	1 2 3	0	9	0	0	1	0	0	0	14
11	Nathanael Jack	g	1-1	1-1	0-0	0 0 0	0	3	0	0	0	0	0	0	2
12	Justin Lindner	g	0-0	0-0	0-0	0 0 0	0	0	0	0	0	0	0	0	1
15	Quincy Ballard	g	0-1	0-0	0-0	0 1 1	1	0	0	0	0	0	0	0	2
20	Travis Light	g	0-0	0-0	0-0	1 0 1	0	0	0	0	0	0	0	0	1
24	Sardaar Calhoun	g	2-3	2-3	0-0	0 2 2	3	6	2	1	0	1	0	1	19
33	Will Miles	g	0-1	0-0	0-0	0 0 0	0	0	0	0	0	0	0	0	1
34	Tanor Ngom	g	1-1	0-0	2-2	1 3 4	0	4	0	1	1	0	0	0	8
Team					1 0 1										
Totals			29-58	13-24	10-13	7 24 31	12	81	17	5	2	9			200

FG % 1st Half: 16-30 53.3% 2nd half: 13-28 46.4% Game: 29-58 50.0% Deadball Rebounds 2  
 3FG % 1st Half: 6-10 60.0% 2nd half: 7-14 50.0% Game: 13-24 54.2%  
 FT % 1st Half: 7-8 87.5% 2nd half: 3-5 60.0% Game: 10-13 76.9%

Officials: John Gaffney, Jeffrey Anderson, Ron Groover

Technical fouls: Virginia-None, Florida St.-None.

Attendance: 2950

2020-21 Men's Basketball. Round: 0. Florida St. vs Virginia. Played at Donald

Score by periods	1st	2nd	Total
Virginia	25	35	60
Florida St.	45	36	81

Last FG - VA 2nd-00:37, FS 2nd-00:53.

Largest lead - VA by 4 1st-17:55, FS by 25 2nd-08:27.

VA led for 02:35. FS led for 35:55. Game was tied for 01:23.

Score tied - 0 times.  
Lead changed - 1 time.

Official Basketball Box Score -- Game Totals -- Final Statistics

**North Carolina vs Virginia**  
**02/13/21 6:00 pm at Charlottesville, VA**
**North Carolina 48 • 12-7,7-5 ACC**

#	Player		Total		3-Ptr	Rebounds			PF	TP	A	TO	Blk	Stl	Min	
			FG-FA	FG-FA	FT-FTA	Off	Def	Tot								
05	Armando Bacot	f	3-7	0-0	1-3	2	8	10	3	7	2	0	1	0	24	
15	Garrison Brooks	f	2-7	0-0	1-2	1	5	6	2	5	1	1	0	0	24	
01	Leaky Black	g	0-4	0-3	0-0	1	2	3	2	0	1	0	0	0	19	
02	Caleb Love	g	2-9	0-3	0-0	1	4	5	2	4	3	1	0	1	25	
24	Kerwin Walton	g	3-7	2-6	0-0	0	1	1	0	8	0	1	0	1	26	
00	Anthony Harris		0-1	0-1	1-2	0	0	0	2	1	0	1	0	0	11	
03	Andrew Platek		0-1	0-1	0-0	0	0	0	1	0	1	0	0	0	13	
04	RJ Davis		3-8	0-2	0-0	1	0	1	2	6	0	2	0	2	24	
11	Day'Ron Sharpe		3-8	0-0	0-1	2	5	7	1	6	3	1	1	1	19	
13	Walker Kessler		3-5	0-0	3-4	2	3	5	3	9	0	0	0	0	11	
22	Walker Miller		0-0	0-0	0-0	0	1	1	0	0	0	0	0	0	1	
25	Creighton Lebo		1-1	0-0	0-0	0	0	0	0	2	0	0	0	0	1	
34	Duwe Farris		0-0	0-0	0-0	0	0	0	0	0	0	0	0	0	1	
35	Ryan McDoo		0-0	0-0	0-0	0	0	0	0	0	0	0	0	0	1	
Team						2	0	2				1				
Totals				20-58	2-16	6-12	12	29	41	18	48	11	8	2	6	200
FG % 1st Half: 8-32 25.0% 2nd half: 12-26 46.2% Game: 20-58 34.5%																
3FG % 1st Half: 0-9 0.0% 2nd half: 2-7 28.6% Game: 2-16 12.5%																
FT % 1st Half: 2-5 40.0% 2nd half: 4-7 57.1% Game: 6-12 50.0%																
Deadball Rebounds 4																



Official Basketball Box Score -- Game Totals -- Final Statistics  
**NC State vs Virginia**  
**02/24/21 6:30 pm at Charlottesville, VA**



**NC State 68 • 11-9,7-8 ACC**

#	Player	Total		3-Ptr		Rebounds			PF	TP	A	TO	Blk	Stl	Min
		FG-FGA	FG-FGA	FT-FTA	Off Def Tot	PF	TP	A TO Blk Stl							
00	DJ Funderburk	f	5-10	0-1	4-5	0 6 6	1	14	1 2 1 1	1	31				
04	Jericole Hellems	f	2-7	1-3	3-4	2 6 8	3	8	3 0 0 0	0	38				
15	Manny Bates	f	3-6	0-0	2-2	0 3 3	2	8	3 2 1 0	0	28				
01	Dereon Seabron	g	2-5	0-1	1-2	0 3 3	0	5	3 3 1 1	1	29				
03	Cam Hayes	g	3-5	3-4	7-8	0 3 3	1	16	0 0 0 2	0	30				
02	Shakeel Moore	g	4-9	0-1	4-5	1 3 4	3	12	1 2 1 0	0	24				
10	Braxton Beverly	g	1-2	1-2	2-2	0 1 1	2	5	1 0 0 2	0	20				
Team					3 0 3										
Totals			20-44	5-12	23-28	6 25 31	12	68	12 9 4 6		200				

FG % 1st Half: 12-25 48.0% 2nd half: 8-19 42.1% Game: 20-44 45.5% Deadball Rebounds 2  
 3FG % 1st Half: 3-7 42.9% 2nd half: 2-5 40.0% Game: 5-12 41.7%  
 FT % 1st Half: 2-4 50.0% 2nd half: 21-24 87.5% Game: 23-28 82.1%

**Virginia 61 • 15-6,11-4 ACC**

#	Player	Total		3-Ptr		Rebounds			PF	TP	A	TO	Blk	Stl	Min
		FG-FGA	FG-FGA	FT-FTA	Off Def Tot	PF	TP	A TO Blk Stl							
10	Sam Hauser	f	7-16	5-11	2-2	0 2 2	3	21	0 0 0 0	0	37				
30	Jay Huff	f	6-12	1-6	6-6	4 7 11	3	19	0 1 5 3	3	33				
00	Kihei Clark	g	2-7	1-1	6-6	0 3 3	4	11	7 3 0 0	0	39				
02	Reece Beekman	g	1-5	0-2	0-0	0 2 2	2	2	3 2 0 1	0	30				
25	Trey Murphy III	g	1-5	0-4	0-0	0 1 1	5	2	2 2 0 0	0	19				
04	Justin McKoy	g	2-3	0-0	0-0	3 0 3	1	4	1 0 0 0	0	16				
13	Casey Morsell	g	0-3	0-1	0-0	0 1 1	0	0	0 0 0 1	0	11				
22	Francisco Caffaro	g	1-3	0-0	0-0	0 1 1	1	2	0 0 1 0	0	15				
Team					2 4 6										
Totals			20-54	7-25	14-14	9 21 30	19	61	13 8 6 5		200				

FG % 1st Half: 10-27 37.0% 2nd half: 10-27 37.0% Game: 20-54 37.0% Deadball Rebounds 0  
 3FG % 1st Half: 1-9 11.1% 2nd half: 6-16 37.5% Game: 7-25 28.0%  
 FT % 1st Half: 2-2 100.0% 2nd half: 12-12 100.0% Game: 14-14 100.0%

Officials: Keith Kimble,Bert Smith,Ron Groover  
 Technical fouls: NC State-None. Virginia-None.  
 Attendance: 2020-21 Men's Basketball. Round: 0. NC State vs Virginia. Played at John Paul

Score by periods	1st	2nd	Total
NC State	29	39	68
Virginia	23	38	61

Last FG - ST 2nd-03:06, VA 2nd-00:18.  
 Largest lead - ST by 14 1st-06:05, VA by 2 2nd-14:31.  
 ST led for 35:08. VA led for 00:48. Game was tied for 04:04.



Official Basketball Box Score -- Game Totals -- Final Statistics  
**Virginia vs Louisville**  
**03/06/21 4:00 pm at Louisville, KY**



**Virginia 68 • 17-6,13-4 ACC**

#	Player	Total		3-Ptr		Rebounds			PF	TP	A	TO	Blk	Stl	Min
		FG-FGA	FG-FGA	FT-FTA	Off Def Tot	PF	TP	A TO Blk Stl							
10	Sam Hauser	f	9-14	2-5	4-4	0 8 8	4	24	1 1 2 0	0	30				
30	Jay Huff	f	5-6	0-1	0-0	1 5 6	2	10	0 2 4 0	0	26				
00	Kihei Clark	g	1-7	0-1	0-0	0 1 1	3	2	3 2 0 1	0	32				
02	Reece Beekman	g	2-4	0-1	2-2	0 3 3	2	6	4 0 0 0	0	37				
25	Trey Murphy III	g	7-12	1-5	2-2	2 4 6	2	17	1 0 1 0	0	38				
04	Justin McKoy	g	2-4	0-0	0-0	2 4 6	0	4	0 0 0 0	0	19				
13	Casey Morsell	g	0-2	0-1	0-0	0 0 0	0	0	0 0 0 0	0	3				
53	Tomas Woldetensae	g	1-3	0-1	3-3	1 2 3	0	5	1 0 1 0	0	15				
Team					1 0 1										
Totals			27-52	3-15	11-11	7 27 34	13	68	10 5 8 1		200				

FG % 1st Half: 14-26 53.8% 2nd half: 13-26 50.0% Game: 27-52 51.9% Deadball Rebounds 0  
 3FG % 1st Half: 0-6 0.0% 2nd half: 3-9 33.3% Game: 3-15 20.0%  
 FT % 1st Half: 0-0 0.0% 2nd half: 11-11 100.0% Game: 11-11 100.0%

**Louisville 58 • 13-6,8-5 ACC**

#	Player	Total		3-Ptr		Rebounds			PF	TP	A	TO	Blk	Stl	Min
		FG-FGA	FG-FGA	FT-FTA	Off Def Tot	PF	TP	A TO Blk Stl							
10	Samuell Williamson	f	4-7	0-0	1-2	1 9 10	1	9	1 0 0 0	0	38				
11	Quinn Slazinski	f	2-3	0-1	3-4	3 2 5	0	7	0 0 0 0	0	18				
24	Jae'Lyn Withers	f	4-10	2-4	2-5	3 3 6	1	12	0 2 0 2	0	31				
01	Carl Jones	g	2-15	0-0	2-2	0 0 0	2	6	6 0 0 0	0	40				
13	David Johnson	g	6-17	1-5	1-2	0 2 2	2	14	1 1 0 0	0	40				
12	JJ Traynor	g	1-1	0-0	0-0	0 0 0	0	2	0 0 0 0	0	4				
14	Dre Davis	g	2-4	2-3	2-2	2 1 3	3	8	0 0 0 0	0	29				
Team					3 1 4										
Totals			21-57	5-13	11-17	12 18 30	9	58	8 3 0 2		200				

FG % 1st Half: 8-29 27.6% 2nd half: 13-28 46.4% Game: 21-57 36.8% Deadball Rebounds 3  
 3FG % 1st Half: 1-4 25.0% 2nd half: 4-9 44.4% Game: 5-13 38.5%  
 FT % 1st Half: 4-4 100.0% 2nd half: 7-13 53.8% Game: 11-17 64.7%

Officials: Tony Henderson,A.J. Desai,Ted Valentine  
 Technical fouls: Virginia-None. Louisville-None.  
 Attendance: 4812  
 2020-21 Men's Basketball. Round: 0. Louisville vs Virginia. Played at KFC Yum!

Score by periods	1st	2nd	Total
Virginia	28	40	68
Louisville	21	37	58

Last FG - VA 2nd-01:23, UL 2nd-01:42.  
 Largest lead - VA by 13 2nd-05:28, UL None.  
 VA led for 39:22. UL led for 00:00. Game was tied for 00:38.



Official Basketball Box Score -- Game Totals -- Final Statistics  
**Miami (FL) vs Virginia**  
**03/01/21 6:00 pm at Charlottesville, VA**



**Miami (FL) 51 • 7-16,3-15 ACC**

#	Player	Total		3-Ptr		Rebounds			PF	TP	A	TO	Blk	Stl	Min
		FG-FGA	FG-FGA	FT-FTA	Off Def Tot	PF	TP	A TO Blk Stl							
01	Anthony Walker	f	3-10	0-2	2-2	1 9 10	3	8	1 1 1 2	0	36				
03	Nysier Brooks	c	2-4	0-1	1-2	0 0 0	1	5	1 3 0 1	0	38				
02	Isaiah Wong	g	3-13	2-3	2-2	1 6 7	3	10	2 4 1 0	0	37				
04	Elijah Olaniyi	g	5-12	2-5	0-0	1 5 6	2	12	0 1 2 1	0	37				
23	Kameron McGusty	g	6-11	0-3	2-2	0 5 5	1	14	1 2 0 1	0	40				
10	Filippos Gkogkos	g	0-0	0-0	0-0	0 0 0	0	0	0 0 0 0	0	0+				
15	Willie Herenton	g	0-1	0-1	0-0	0 0 0	0	0	0 0 0 0	0	6				
22	Deng Gak	g	1-1	0-0	0-0	0 0 0	1	2	0 0 0 0	0	6				
Team					3 1 4										
Totals			20-52	4-15	7-8	6 26 32	11	51	5 11 4 5		200				

FG % 1st Half: 12-25 48.0% 2nd half: 8-27 29.6% Game: 20-52 38.5% Deadball Rebounds 0  
 3FG % 1st Half: 2-7 28.6% 2nd half: 2-8 25.0% Game: 4-15 26.7%  
 FT % 1st Half: 4-4 100.0% 2nd half: 3-4 75.0% Game: 7-8 87.5%

**Virginia 62 • 16-6,12-4 ACC**

#	Player	Total		3-Ptr		Rebounds			PF	TP	A	TO	Blk	Stl	Min
		FG-FGA	FG-FGA	FT-FTA	Off Def Tot	PF	TP	A TO Blk Stl							
10	Sam Hauser	f	7-13	4-9	0-0	0 6 6	1	18	1 0 2 1	0	32				
30	Jay Huff	f	2-10	1-3	2-2	3 4 7	2	7	0 1 1 0	0	24				
00	Kihei Clark	g	1-4	0-0	0-0	0 3 3	1	2	5 1 0 1	0	28				
25	Trey Murphy III	g	3-9	2-5	4-4	1 5 6	1	12	2 2 0 3	0	29				
53	Tomas Woldetensae	g	1-3	1-3	0-0	0 2 2	1	3	1 1 0 2	0	15				
02	Reece Beekman	g	2-3	0-0	0-0	0 0 0	1	4	0 0 0 0	0	28				
04	Justin McKoy	g	4-8	0-1	0-1	1 5 6	0	8	0 1 0 2	0	21				
05	Jayden Nixon	g	0-0	0-0	0-0	0 0 0	0	0	0 0 0 0	0	0+				
11	Malachi Poindexter	g	0-0	0-0	0-0	0 0 0	0	0	0 0 0 0	0	0+				
12	Chase Coleman	g	1-1	0-0	0-0	0 0 0	1	2	0 0 0 0	0	0+				
13	Casey Morsell	g	1-4	0-1	0-0	0 0 0	0	2	0 0 1 0	0	15				
22	Francisco Caffaro	g	1-2	0-0	2-2	1 2 3	0	4	0 0 0 0	0	8				
24	Austin Katstra	g	0-0	0-0	0-0	0 0 0	0	0	0 0 0 0	0	0+				
Team					2 0 2										
Totals			23-57	8-22	8-9	8 27 35	8	62	13 8 4 9		200				

FG % 1st Half: 14-29 48.3% 2nd half: 9-28 32.1% Game: 23-57 40.4% Deadball Rebounds 1  
 3FG % 1st Half: 5-9 55.6% 2nd half: 3-13 23.1% Game: 8-22 36.4%  
 FT % 1st Half: 8-9 88.9% 2nd half: 0-0 0.0% Game: 8

OFFICIAL NCAA BASKETBALL BOX SCORE Date March 13, 1976 Site Charlotte, NC

Final													
No.	Visiting Team (Last Name, First)	FIELD GOALS		FREE THROWS		Re-bounds	Pers. Fouls	TOTAL POINTS	Ass'ts	Turn-overs	Bl'nd Shots	Steals	Mins. Played
	De Paul	Made	Att'd	Made	Att'd								
11	Norwood, Ron	11	15	6	7	2	3	28	2	5	2	0	40
12	Rosen, Randy	0	1	2	2	1	3	2	0	1	0	0	20:00
13	Walters, Curtis	3	4	4	6	8	2	10	1	0	1	0	37:00
14	Pancratz, Andy	3	5	1	2	3	1	7	0	1	2	0	12:30
15	Caroline, Dave	4	10	6	6	4	5	14	1	4	2	0	32:01
16	Pensotto, Joe	3	9	0	1	12	2	6	3	4	1	1	36:20
17	Carland, Gary	1	2	0	0	1	0	2	0	1	0	0	9:00
18	Hok, Randy	0	0	0	0	0	0	0	0	0	0	0	0:55

PERCENTAGES: FG: 1st Half 51.9% (13-25) 2nd Half 57.9% (11-19) Game 54.3% Deadball Rebounds: 3  
 FT: 1st Half 50.0% (2-4) 2nd Half 60.0% (6-10) Game 74.2%

No.	HOME TEAM (Last Name, First)	FIELD GOALS		FREE THROWS		Re-bounds	Pers. Fouls	TOTAL POINTS	Ass'ts	Turn-overs	Bl'nd Shots	Steals	Mins. Played
		Made	Att'd	Made	Att'd								
	<u>Visiting</u>												
11	Walker, Wally	4	15	3	3	7	5	11	2	0	0	0	21:35
12	Joussan, Marc	4	8	1	2	2	2	9	1	6	0	1	36:30
13	Fulton, Oth	5	8	0	0	8	1	10	1	4	1	1	31:30
14	Langlois, Billy	5	14	4	4	2	5	14	2	3	0	0	22:22
15	Koesters, Dave	4	11	0	0	1	3	8	1	2	0	0	29:02
16	Castellan, Steve	1	3	2	2	3	1	4	0	0	1	0	11:45
17	Stokes, Bob	2	3	0	0	0	1	4	0	0	0	2	17:00
18	Briscoe, Tom	0	0	0	0	0	2	0	0	0	0	0	3:02

PERCENTAGES: FG: 1st Half 57.1% (16-28) 2nd Half 54.9% (9-16) Game 40.3% Deadball Rebounds: 2  
 FT: 1st Half 50.0% (5-10) 2nd Half 100.0% (5-5) Game 90.9%

OFFICIALS: Mike Stuckert & Elaine Sylvester  
 Technical Fouls: Virginia, 2  
 Attendance: 11,664  
 Score by Periods: 1st H. 2nd H. OT OT FINAL  
 Virginia 31 38 69  
 DePaul 31 33 60

## FINAL - FINAL 30

OFFICIAL NCAA BASKETBALL BOX SCORE										Date	Site The Omni-Atlanta GA										
VISITORS (Last Name, First)										NCAA EAST REGIONAL											
No.	TENNESSEE	FG	FGA	FT	FTA	REB	PF	TP		A	TO	BLK	S	MIN							
14	ELLIS, DALE	f	6	12	1	2	9	4	13		1	5		39							
53	RAY, STEVE	f	2	4	0	0	0	1	4		1	1		33							
44	WOOD, HOWARD	c	4	9	0	0	4	1	8		2	3	3	29							
12	LITTLETON, ED	g	2	3	0	0	0	3	4		2	1		13							
30	CARTER, GARY	g	4	9	1	2	4	4	9		2			39							
21	BROOKS, MICHAEL		3	8	0	0	1	2	6		6	3	2	27							
10	BEAMAN, TYRONE		2	2	0	0	0	3	4		2			7							
23	FEDERMANN		0	0	0	0	0	0	0					1							
24	LOVE, ANTHONY		0	0	0	0	0	0	0		1			1							
40	BURTON, WILLIE		0	1	0	0	0	0	0			1		1							
TEAM REBOUNDS (Included in Totals)																					
TOTALS										23	48	2	4	19	18	48	17	13	1	5	200

FG %: 1st Half 13/23 56.5 2nd Half 11/27 40.7 Game 47.9 Deadball Rebounds: 1  
 FT %: 1st Half 2/4 50.0 2nd Half 0-0 0.0 Game 50.0

No.		VIRGINIA		FG	FGA	FT	FTA	REB	PF	TP	A	TO	BLK	S	MIN
3	LAMP, JEFF	f	8	11	2	2	5	0	18	2	1				36
44	GATES, TERRY	f	2	2	0	0	4	1	4	1				1	32
50	SAMPSON, RALPH	o	4	13	1	2	5	1	9	1	3	4			34
11	WILSON, OTHELL	g	2	3	5	6	2	1	9	2	1			2	34
24	JONES, JEFF	g	8	6	4	5	3	2	10	5	2			4	33
25	RAKER, LEE		4	5	2	2	3	1	10					1	17
26	LATTIMORE, LEWIS		0	0	0	0	1	2	0		1				4
10	ROBINSON, CRAIG		0	0	0	0	1	0	0		1				4
15	STOKES, RICKY		1	3	0	0	0	2	2		1				4
63	KLEIN, JEFF		0	0	0	0	0	0	0		1				1
6	COLLINS, LOUIS		0	0	0	0	1	0	0						1

FG %: 1st Half 13/23 56.5 2nd Half 11/20 55.0 Game 55.8 Deadball Rebounds: 2  
 FT %: 1st Half 1/2 50.0 2nd Half 13/15 86.7 Game 82.4

OFFICIALS: Edgar Cartotto & James Burroughs-Richard Weiler  
 Technical Fouls: Tennessee 26 22 48  
 Attendance: 15,401  
 Score by Periods: 1st H. 2nd H. OT OT FINAL  
 Tennessee 26 22 48  
 Virginia 27 35 62

OFFICIAL NCAA BASKETBALL BOX SCORE Date March 14, 1976 Site Charlotte, NC

VISITORS (Last Name, First)		Final - Second Round Game												
No.	Player	FG	FGA	FT	FTA	REB	FF	TP	A	TOT	BLK	S	PTS	
10	VILLANOVA													
11	BRADLEE, JEREMY	8	15	0	0	2	3	16	3	2	0	0	38	
12	STENKIEWICZ, TOM	5	8	1	1	2	2	11	3	2	0	1	37	
13	MOORE, JOHN	6	11	1	3	4	5	11	1	5	0	0	37	
14	HOWARD, ARON	1	5	1	1	6	4	3	0	3	0	1	37	
15	BRADLEY, ALAN	3	8	1	2	13	4	7	0	6	1	2	37	
16	MULLEN, MIKE	1	2	0	0	1	0	2	0	1	0	2	11	
17	DEAN, TERRY	0	1	0	0	0	0	0	1	0	0	3	5	
TEAM REBOUNDS (Included in Totals)		2												
TOTALS		23	50	4	7	30	18	50	8	19	1	6	200	
FG %: 1st Half 44.8% (13-29) 2nd Half 47.2% (10-21) Game 46.0% (23-50)														
Deadball														

FG %: 1st Half 41.9% (13-31) 2nd Half 47.2% (10-21) Game 46.0% Deadball Rebounds: 1  
 FT %: 1st Half 0.0% (1-2) 2nd Half 60.0% (3-5) Game 57.1%

HOME		FIELD GOALS		FREE THROWS		Re-bounds	Pera. Fouls	TOTAL POINTS	Ass'ts	Turn-overs	Bl'd Shots	Steals	Mins. Played		
No.	Name	Made	Att'd	Made	Att'd										
11	Wilson, Otwell	1	7	2	2	4	3	4	5	3	0	4	32		
12	Jones, Jeff	1	3	6	2	2	0	8	1	3	0	1	39		
13	JAMESON, RALPH	0	7	9	3	7	12	17	4	3	0	0	31		
14	LAMP, JEFF	3	9	12	4	4	2	10	1	3	0	1	38		
15	GATES, TERRY	1	2	0	0	3	1	2	0	0	0	0	20		
16	JONES, RICKY	1	1	0	0	0	1	2	1	0	0	0	7		
17	ROBINSON, CRAIG	0	0	0	0	1	0	0	0	0	1	0	4		
18	RAKER, LEE	4	7	1	2	1	1	9	2	1	0	0	21		
19	LATTIMORE, LEWIS	1	1	0	0	0	1	2	0	0	0	0	8		
TEAM REBOUNDS (Included in Totals)						4									
TOTALS		21	45	12	17	27	11	54	11	13	1	6	200		
FG %: 1st Half 29.0% (12-42) 2nd Half 39.1% (9-23) Game 46.7%														Deadball	
FT %: 1st Half 100.0% (0-0) 2nd Half 75.0% (12-16) Game 77.6%														Rebounds 1	

FG %: 1st Half 34.6% (12-35) 2nd Half 37.1% (9-23) Game 46.7% Deadball Rebounds: 1  
 FT %: 1st Half 0.0% (0-1) 2nd Half 25.0% (2-8) Game 26.6%

OFFICIALS: Tim Burt, Danny Bruno & Dave Shaw  
 Technical Fouls: Villanova 27 29 50  
 Attendance: 24,300  
 Score by Periods: 1st H. 2nd H. OT OT FINAL  
 Villanova 27 29 50  
 Virginia 24 30 54

OFFICIAL NCAA BASKETBALL BOX SCORE Date Mar. 21, 1981 Site The Omni-Atlanta GA

VISITORS (Last Name, First)													
No.	BRIGHAM YOUNG	FG	FGA	FT	FTA	REB	PF	TP	A	T	BLK	S	MIN
24	ROBERTS, FRED 28 <sup>th</sup> @	1	6	8	0	1	7	5	12	5	3	1	36
44	TRIMBO, STEVE	1	4	8	3	4	8	2	11	2	2		34
50	KITE, GREG	0	2	6	0	1	5	4	4	0	3	1	37
22	AINSE, DANNY	9	4	13	5	5	3	4	13	5	3		38
23	CRAIG, STEVE 117 <sup>th</sup> @	9	4	8	4	4	1	5	12	3	1	1	27
40	BALLIE, GREG		2	4	2	2	3	3	6				14
41	CHRISTENSEN, CRAIG		0	1	0	0	0	0	0				1
37	SARGENT, TIM O		0	2	0	0	0	1	0				8
42	FURNISS, GARY		1	1	0	0	2	0	2				4
20	WEBER, RICHIE		0	0	0	0	1	0	0				1
TEAM REBOUNDS (Included in Totals)													
TOTALS 23 51 14 17 37 24 60 15 14 2 2 200													

FG %: 1st Half 12/26 46.2 2nd Half 11/25 44.0 Game 45.5 Deadball Rebounds: 1

## SECOND SEMIFINAL - 43rd ANNUAL NATIONAL COLLEGIATE BASKETBALL CHAMPIONSHIP

OFFICIAL NCAA BASKETBALL BOX SCORE Date March 28, 1981 Site The Spectrum - Philadelphia, Penn.

VISITORS (Last Name, First)

No.	NORTH CAROLINA	FG	FGA	FT	FTA	REB	PF	TP	A	TO	BLK	S	MIN
30	WOOD, AL	1	14	19	11	13	10	3	39	1	0		36 1/2
52	WORTHY, JAMES	1	2	8	4	7	3	2	8	1	2	1	40
41	PERKINS, SAM	0	4	7	3	5	9	4	11	1	3	1	40
11	PEPPER, MIKE	0	0	4	0	0	1	2	0	0	0		11
21	BLACK, TIMMY	9	4	6	2	3	1	4	10	4	2	2	32
44	DOHEATY, MATT	0	1	8	9	4	1	8	3	4	1	32	
24	BRADDOCK, JIM	0	1	0	0	0	0	0	1	0			8
32	KENNY, ERIC	1	1	0	0	1	0	2	0	0			4 1/2
TEAM REBOUNDS (Included in Totals)													
TOTALS													

FG %: 1st Half 8/21 = 38.1% 2nd Half 17/26 = 65.4% Game 53.2  
 FT %: 1st Half 11/14 = 78.6% 2nd Half 17/22 = 77.3% Game 76.7

HOME

No.	VIRGINIA	FG	FGA	FT	FTA	REB	PF	TP	A	TO	BLK	S	MIN
3	LANB, JEFF	1	7	18	4	4	7	6	18	4	1	3	39
44	GATES, TERRY	1	1	0	0	4	4	2	0	0			23
50	SAMPSON, RALPH	0	3	10	5	7	9	3	11	1	4	3	36
11	WILSON, OTHELL	9	4	7	0	2	4	8	3	5		1	23
24	JONES, JEFF	9	5	13	1	1	3	3	11	5	3	1	30 1/2
15	STOKES, RICKY	0	2	0	0	1	3	0	0	1			15 1/2
25	RAKER, LEE	2	5	9	3	3	5	13	1	0	1	25 1/2	
55	LATTIMORE, LEWIS	1	1	0	0	1	0	2	0	0			1 1/2

FG %: 1st Half 12/24 = 50% 2nd Half 14/36 = 38.9% Game 43.6  
 FT %: 1st Half 3/4 = 75% 2nd Half 10/11 = 90.9% Game 86.7

OFFICIALS: Dale Kelley (SEC) James Howell (Southeastern)

Technical Fouls:

Attendance 18276

No.	Carolina	1st H.	2nd H.	OT	OT	FINAL
27	51					78
27	38					65

FINAL 20

## THIRD PLACE GAME-43rd ANNUAL NATIONAL COLLEGIATE BASKETBALL CHAMPIONSHIP

OFFICIAL NCAA BASKETBALL BOX SCORE Date Mar 30, 1981 Site The Spectrum, Philadelphia

VISITORS (Last Name, First)

No.	VIRGINIA	FG	FGA	FT	FTA	REB	PF	TP	A	TO	BLK	S	MIN
25	RAKER, LEE	1	7	14	7	8	5	2	21	3	5		29
44	GATES, TERRY	1	2	5	4	5	5	8	8				24
55	LATTIMORE, LEWIS	0	1	4	0	0	6	3	2	1	1		18
3	LANB, JEFF	9	7	13	11	11	8	3	25	1	5		38
23	KLEIN, JEFF	9	0	1	0	0	0	3	0	1	1		16
5	COWINS, LOUIS	0	0	0	0	0	0	0	0				2
10	ROBINSON, CRAIG	0	2	1	2	1	0	1					4
11	WILSON, OTHELL	1	6	7	8	1	1	9	2	2			32
24	JONES, JEFF	1	2	0	0	2	0	2	2	2			26 1/2
50	SAMPSON, RALPH	3	8	4	4	11	6	10	2	1	0		16 1/2
15	STOKES, RICKY	0	3	0	0	0	0	0	2	1	0		4 1/2
TEAM REBOUNDS (Included in Totals)													
TOTALS													

FG %: 1st Half 14/35 = 40% 2nd Half 8/23 = 34.8% Game 37.9  
 FT %: 1st Half 9/10 = 90% 2nd Half 22/27 = 81.5% Game 89.5

HOME

No.	LOUISIANA STATE	FG	FGA	FT	FTA	REB	PF	TP	A	TO	BLK	S	MIN
24	MITCHELL, LEONARD	7	12	2	5	12	5	16	1	1			23 1/2
40	MACCUM, DURAND	0	3	0	0	5	5	0	2				16
43	COOK, ERIC	8	14	5	8	2	2	21	1	3			40
21	MARTIN, ETAN	3	8	0	1	1	6	6	7	6			4 3/4
32	CARTER, HOWARD	7	14	0	0	6	5	14	1	1			24
10	SIMS, WILLIE	5	10	3	4	3	3	13	2	3			22 1/2
12	JONES, JOHNNY	2	6	0	0	2	3	4	2				14
20	TUDOR, JOHN	0	1	0	0	1	2	0					9
22	BERGERON, BRIAN	0	0	0	0	0	0	0	1				2 1/2
34	BLACK, TYRONE	0	1	0	0	2	0	0					1
TEAM REBOUNDS (Included in Totals)													
TOTALS													

FG %: 1st Half 13/35 = 37.1% 2nd Half 19/34 = 55.9% Game 46.4  
 FT %: 1st Half 3/5 = 60% 2nd Half 7/12 = 58.3% Game 65.6

OFFICIALS: Dale Kelley (SEC) James Howell (SOU)

Technical Fouls:

Attendance 18276

SCORE BY PERIODS 1st H. 2nd H. OT OT FINAL

VIRGINIA 37 41 78

LOUISIANA STATE 29 45 74

## NCAA MIDEAST REGIONAL

OFFICIAL NCAA BASKETBALL BOX SCORE Date March 19, 1982 Site Indianapolis, Indiana

VISITORS (Last Name, First)

No.	TENNESSEE	FG	FGA	FT	FTA	REB	PF	TP	A	TO	BLK	S	MIN
4	ELLIS, DALE	1	5	10	6	8	9	5	16	0	1	0	37
23	RAY, STEVE	1	2	3	0	0	3	4	4	3	2	0	36
10	BURTON, WILLIE	0	0	0	0	0	3	5	0	1	0	1	17
10	BEAMAN, TYRONE	0	5	1	3	0	4	1	8	2	0	2	37
21	BROOKS, MICHAEL	11	17	2	3	2	1	24	1	0	0	1	40
22	HYATT, GERALD	0	0	2	2	0	0	2	1	0	0	0	9
23	CARTER, MYRON												
24	EVANS, WALTER												
25	MCDONALD, SETH												
31	WOODS, KEVIN	0	1	0	0	0	0	0	0	0	0	0	4
32	NALER, KIRK												
33	FEDERMANN, DAN	2	3	0	1	3	4	4	0	1	0	0	20
TEAM REBOUNDS (Included in Totals)													
TOTALS													

FG %: 1st Half 5/10 = 50% 2nd Half 4/29 = 13.8% Game 26.7  
 FT %: 1st Half 6/7 = 85.7% 2nd Half 6/26 = 23.1% Game 24.7

HOME

No.	VIRGINIA	FG	FGA	FT	FTA	REB	PF	TP	A	TO	BLK	S	MIN
4	MILLER, JIM	1	1	2	0	3	2	3	2	0	0	0	17
10	ROBINSON, CRAIG	1	2	7	0	0	6	3	4	1	2	0	29
50	SAMPSON, RALPH	0	9	14	1	6	9	3	19	3	0	2	36
24	JONES, JEFF	9	4	6	2	5	7	2	10	3	1	1	38
45	MULLEN, TIM	9	4	6	1	2	0	2	9	0	2	0	24
11	WILSON, OTHELL	2	3	1	2	1	1	5	1	2	0	0	22
12	CARPENTER, DEAN												
15	STOKES, RICKY	0	1	2	2	1	2	2	0	0	0	0	18
30	EDELIN, KENTON	1	2	1	1	2	4	3	0	0	0	1	16
32	NEWBURG, DOUG												
33	JOHNSON, KENNY												
51	MERRIFIELD, DAN												
TEAM REBOUNDS (Included in Totals)													
TOTALS													

FG %: 1st Half 4/7 = 57.1% 2nd Half 6/27 = 22.2% Game 38.1  
 FT %: 1st Half 3/0 = 0% 2nd Half 4/55 = 7.3% Game 38.1

OFFICIALS: Jack Savidge, Charles Range, Arthur Mellace

Technical Fouls:

Attendance 14,754

SCORE BY PERIODS 1st H. 2nd H. OT OT FINAL

Tennessee 32 19 51

Virginia 25 29 54

## OFFICIAL NCAA BASKETBALL BOX SCORE

Date March 18, 1982 Site Birmingham Coliseum

VISITORS (Last Name, First)

UAB Blazers (25-5)														
40	Chris Giles	f	2	7	1	2	6	3	5	2	2	0	1	40
15	Luellen Foster	f	4	7	4	5	3	1	12	4	0	0	2	37
55	Norman Anchrum	g	2	10	1	3	3	3	5	0	2	2	1	27
14	Jonath Nicholas	g	4	6	3	4	5	3	11	0	0	1	2	27
20	Oliver Robinsae	g	8	17	7	7	5	2	23	9	5	0	1	40
11	Murry Bartow DNP													
12	Marvin Ray Johnson DNP													
24	Raymond Gause		0	1	0	0	0	1	0	0	0	0	0	6
32	Scott McCabe DNP													
42	Lex Drum DNP													
44	Craig Lane		6	0	2	2	1	1	2	1	0	0	0	7
52	Donnie Speer		4	7	2	2	2	4	10	0	2	1	1	16
TEAM REBOUNDS (Included in Totals)														
TEAM= 3														

FG %: 1st Half 44% (14-32) 2nd Half 43.8% (10-22) Game 43.6%  
 FT %: 1st Half 83.3% (5-6) 2nd Half 78.9% (15-19) Game 80.6%

HOME

DATE	FT %: 1st Half 83.3 (5-6) 2nd Half 18.7 (3-17) Game 88.9 (5-6)								Rebounds				
No.	Virginia (20-4)	FG	FGA	FT	FTA	REB	PF	TP	A	TO	BLK	S	MIN
4	Jim Miller	f	3	10	4	4	5	4	10	1	3	0	26
10	Craig Robinson	f	2	5	2	2	4	3	6	0	6	0	21
50	Ralph Sampson	c	8	18	7	6	21	4	19	2	1	2	37
24	Jeff Jones	g	9	9	0	0	1	3	18	4	4	0	37
45	Tim Mullen	g	3	7	1	1	3	5	7	1	2	0	30
11	Othell Wilson		0	1	0	0	0	0	0	0	0	0	4
12	Dean Carpenter												
15	Ricky Stokes		1	3	0	1	3	2	2	2	0	0	26
30	Kenton Edelin		2	4			7	3	4	2	2	0	23
32	Doug Newburg												
33	Kennv Johnson												
51	Dan Merrifield												
TEAM REBOUNDS (Included in Totals)													
TEAM - 0													

## OFFICIAL NCAA BASKETBALL BOX SCORE Date 3/19/83 Site BSU PAULION (BASE, ID)

VISITORS (Last Name, First)																	
No.	WASHINGTON STATE	FG	FGA	FT	FTA	REB	PF	TP	A	TO	BLK	S	MIN	A	TO	BLK	S
32	POLLARD, BRYAN	1	2	5		4		4		2	1		27				
33	HARRIEL, STEVE	1	2	6	0	1	2	5	4	2	2		4	23			
44	BROWN, RICKY	9	3	10	3	4	7	3	9	2	1		34				
80	EHLO, CRAIG	9	5	10	2	4	6	4	12	5	7	1	57				
35	WINKLER, CHRIS	9	2	4		1	5	4	4	4	1		28				
0	JENNINGS, OTIS																
11	RUBIN, DON					1	3			2			6				
14	ANDERSON, CHARL	1	1					2					1				
24	RYAN, BILLY JOE																
25	MORRISON, KEITH					1	2		1				6				
31	MASKINS, ARON	5	10	4	5	9	2	14					33				
54	WURH, MIKE					1							3				
	TEAM REBOUNDS (Included in Totals)					2											
	TOTALS	20	46	9	14	33	25	49	14	15	3	5	200				

HOME																					
PT %: 1st Half 3-5 .600 2nd Half 7-9 .778 Game 10-14 .714										Rebounds 2											
No.	VIRGINIA	FG	FGA	FT	FTA	REB	PF	TP		A	TO	BLK	S	MIN							
4	MILLER, JIM	1	3	4	1	2	2	7		3	2			28							
10	ROBINSON, CRAIG	1	3	9	1	3	3	2	7	0	1			38							
50	SAMPSON, RALPH	0	6	8	3	7	12	3	15	2		4		38							
11	WILSON, OTHELL	9	4	11	6	10	4	4	14	5	4		5	30							
34	CARLISLE, RICK	9	1	3	4	4	4	2	6	3	1			36							
15	STOKES, RICKY	2	3		1	1	4	5		5	3			23							
30	EDELIN, KENTON							1					1	9							
32	NEWBURG, DOUG																				
42	SMITH, WINGO																				
44	LAMBIOTTE, KENNY																				
45	MULLEN, TIM																				
51	MERRIFIELD, DAN						1				1			3							
TEAM REBOUNDS (Included in Totals)																					
TOTALS										19	38	16	27	24	19	54	18	13	4	9	200

OFFICIALS: JAMES HOWELL, MICKY CROWLEY, ED MARACICH

Technical Fouls: COACH RAVELING

Attendance: 12,177 \*By National Collegiate Athletic Association 1972

SCORE BY PERIODS 1st H. 2nd H. OT OT FINAL

WASHINGTON ST 25 24 49

VIRGINIA 30 24 54

## OFFICIAL NCAA BASKETBALL BOX SCORE Date March 24, 1983 Site DEER CENTER - Ogden, Utah

VISITORS (Last Name, First)																		
No.	BOSTON COLLEGE	FG	FGA	FT	FTA	REB	PF	TP	A	TO	BLK	S	MIN	A	TO	BLK	S	
32	CLARK, MARVIN	1	4	2	3	3	4	4	26	3	1	0	0					
58	GARRIS, JOHN	1	8	15	9	10	12	2	36	1	1	4	0					
42	MURPHY, JAY	0	9	15	5	8	12	2	31	0	2	1	0					
5	PRESSLEY, DOMINIC	9	4	8	3	6	5	4	27	3	1	1	1					
23	ADAMS, MICHAEL	9	7	22	4	5	5	2	34	0	3	0	1					
10	Kellay, Ted								0									
15	O'Shea, Tim	0	0	0	0	1	0	0	2	0	0	0	0					
20	McCready, Roger	1	2	1	2	0	1	3	4	0	1	0	0					
21	Schmidt, Mark																	
22	Sinicki, Mike																	
34	Teller, Terrance	3	6	0	0	3	4	6	13	0	2	0	0					
30	Primus, Stu	1	5	0	0	3	5	2	19	0	2	0	0					
44	Adams, Burnett	0	1	0	0	1	5	0	8	0	0	0	0					
50	Creever, Ron																	
TEAM REBOUNDS (Included in Totals)													2					
TOTALS		34	78	24	34	47	27	92	200	15	13	6	2					

HOME																		
No.	UNIVERSITY OF VIRGINIA	FG	FGA	FT	FTA	REB	PF	TP	MIN	A	TO	BLK	S					
4	MILLER, JIM	1	4	12	0	2	5	8	28	1	2	0	0					
10	ROBINSON, CRAIG	1	2	7	5	9	15	3	36	1	3	1	0					
50	SAMPSON, RALPH	c	9	13	1	3	11	5	19	1	0	4	1					
11	WILSON, OTHELL	g	8	18	2	5	3	2	36	9	4	1	0					
34	CARLISLE, RICK	g	7	13	8	8	5	3	32	1	0	0	0					
45	Mullen, Tim		0	2	2	1	0	2	4	1	0	0	0					
15	Stokes, Ricky		4	4	4	5	1	4	26	5	3	0	0					
30	Edelin, Kenton		2	3	1	4	11	5	18	0	1	0	0					
32	Newburg, Doug																	
42	Smith, Wingo																	
44	Lambiotte, Ken																	
51	Merrifield, Dan		0	0	0	0	0	0	1	0	0	0	0					
TEAM REBOUNDS (Included in Totals)													1					
TOTALS		36	72	23	36	49	27	95	200	19	13	6	1					
FG %: 1st Half 19-41 .463													2nd Half 17-31 .548		Game 36-72 .500		Deadball	

OFFICIALS: Mike Tanco (Trans American)

Jim Bain (Big Ten) Don Rutledge (S.E.C.)

Technical Fouls:

Attendance: 12,084

Copyright 1982 National Collegiate Athletic Association

SCORE BY PERIODS 1st H. 2nd H. OT OT FINAL

BOSTON COLLEGE 44 48 92

VIRGINIA 45 50 95

## OFFICIAL NCAA BASKETBALL BOX SCORE Date March 26, 1983 Site DEER CENTER - Ogden, Utah

VISITORS (Last Name, First)																	
No.	NORTH CAROLINA STATE	FG	FGA	FT	FTA	REB	PF	TP		MIN	A	TO	BLK	S			
41	BAILLY, THURL	1	7	17	0	0	6	4	14		38	0	1	0	1		
43	CHARLES, LORENZO	1	4	5	3	4	10	2	11		35	1	0	0	0		
45	McQUEEN, COZELL	0	0	3	0	0	6	4	0		23	1	1	1	4		
25	WHITTENBURG, DERECK	9	11	16	2	2	3	4	24		39	4	1	0	1		
35	LOWE, SIDNEY	9	2	8	4	4	0	1	8		40	8	1	0	0		
31	Myers, Ernie		2	3	0	0	0	0	4		6	0	0	0	0		
24	Gannon, Terry		0	1	0	0	0	1	0		10	0	0	0	0		
12	McClain, George		0	1	1	2	0	0	1		2	0	0	0	0		
30	Thompson, Harold																
42	Warren, Mike																
33	Battle, Alvin		0	1	1	2	2	0	1		7	0	2	0	0		
40	Dennmore, Walt																
34	Leonard, Quinton																
10	DiNardo, Tommy																
TEAM REBOUNDS (Included in Totals)																	
TOTALS			26	55	11	14	27	16	63		200	14	6	1	6		

## OFFICIAL NCAA BASKETBALL BOX SCORE Date 18 March 1984 Site Meadowlands Arena

VISITORS (Last Name, First)

No.	Virginia	FG	FGA	FT	FTA	REB	PF	TP	MIN	A	TO	BLK	S
4	Miller, Jim	4	5	1	2	0	4	9	24	0	2	0	0
30	Kenton Edelin	4	4	0	0	6	1	8	41	1	1	2	2
24	Olden Polynice	2	4	1	2	4	4	5	38	0	2	0	0
11	Othell Wilson	6	14	1	2	2	2	13	43	3	3	1	4
34	Rick Carlisle	6	10	0	0	6	0	12	36	7	6	0	0
12	Anthony Solomon												
15	Ricky Stokes	2	4	0	0	0	3	4	24	2	0	0	1
22	Tom Sheehy	1	1	0	0	0	1	2	6	0	2	0	1
33	Kenny Johnson												
45	Tim Mullen												
51	Dan Merrifield	0	0	0	0	0	0	0	8	0	1	0	0
TEAM REBOUNDS (Included in Totals)													
TOTALS													
FG %: 1st Half .526 2nd Half .652 Game .595 Deadball Rebounds 2													
FT %: 1st Half .500 2nd Half .500 Game .500													

No.	Arkansas	FG	FGA	FT	FTA	REB	PF	TP	MIN	A	TO	BLK	S
24	Charles Balentine	3	7	2	2	1	1	8	43	2	1	0	1
33	Leroy Sutton	0	2	3	4	2	2	3	42	0	3	1	1
35	Joe Kleine	6	10	3	4	7	2	15	45	0	6	1	3
14	Ricky Norton	5	10	1	2	1	4	11	43	2	2	1	0
21	Alvin Robertson	6	12	2	4	4	4	14	45	7	4	3	8
11	Jimmy Dykes												
12	Scott Rose	0	1	0	0	0	0	0	2	0	0	0	0
20	Kevin Rehl												
22	Robert Kitchen	-- did not dress --											
23	Keenan DeBose												
30	Mike Ratliff	0	0	0	0	0	0	0	2	0	0	0	0
44	Jay Crane												
52	Eric Poerschke												
54	Darryl Bedford	0	0	0	0	1	1	0	3	1	0	0	0
TEAM REBOUNDS (Included in Totals)													
TOTALS													
FG %: 1st Half .429 2nd Half .524 Game .476 Deadball Rebounds 2													
FT %: 1st Half .750 2nd Half .667 Game .688													

OFFICIALS: Paul Gavilan, Beuhl Roach, Jerry Donaghy, Lou Moser (Ref.)	SCORE BY PERIODS	1st H.	2nd H.	OT	OT	FINAL
Technical Fouls:	Virginia	21	28	4		53
Attendance: 16,723	Arkansas	21	28	2		51

## OFFICIAL NCAA BASKETBALL BOX SCORE Date March 22, 1984 Site Atlanta, GA

VISITORS (Last Name, First)

No.	Virginia	FG	FGA	FT	FTA	REB	PF	TP	MIN	A	TO	BLK	S
4	Miller, Jim	1	2	9	1	2	0	2	25	0	0	0	0
30	Kenton Edelin	1	4	4	2	12	2	10	34	1	2	0	2
24	Polynice, Olden	4	8	4	7	23	2	12	31	0	2	1	0
11	Wilson, Othell	9	14	9	11	15	0	17	37	3	5	0	3
34	Carlisle, Rick	9	17	2	5	14	1	8	33	7	3	0	0
15	Stokes, Ricky	4	7	0	3	0	2	8	21	3	1	0	2
22	Sheehy, Tom	1	2	0	0	1	1	2	11	1	1	0	1
51	Merrifield, Dan	0	0	1	3	1	0	1	5	1	1	0	0
45	Mullen, Tim	0	0	0	1	0	0	0	1	0	0	0	0
12	Solomon, Anthony	0	0	0	0	0	0	0	1	0	0	0	0
33	Johnson, Kenny	0	0	0	0	0	0	0	1	0	0	0	0
TEAM REBOUNDS (Included in Totals)													
TOTALS													
FG %: 1st Half .274 2nd Half .688 Game .469 Deadball Rebounds 1													
FT %: 1st Half .500 2nd Half .526 Game .526													

No.	Syracuse	FG	FGA	FT	FTA	REB	PF	TP	MIN	A	TO	BLK	S
12	Addison, Rafael	1	7	18	4	5	2	2	38	0	3	1	1
5	Kerins, Sean	1	5	14	0	0	2	10	35	3	1	0	2
53	Hawkins, Andre	0	0	0	0	1	2	0	19	0	1	0	0
31	Washington, Duayne	3	10	2	2	0	0	8	32	3	3	0	1
33	Waldron, Gene	4	8	0	0	0	1	8	31	6	2	0	1
45	Alexis, Wendell	2	6	2	2	2	6	6	24	3	2	1	3
11	Monroe, Greg	1	4	0	1	1	1	2	16	5	2	0	0
25	Triche, Howard	0	0	1	2	1	1	3	2	0	1	0	0
32	Spera, Sonny	1	1	0	0	1	0	1	2	0	1	0	0
32	Papadatos, George	0	0	0	0	1	1	0	1	0	0	0	0
TEAM REBOUNDS (Included in Totals)													
TOTALS													
FG %: 1st Half .276 2nd Half .324 Game .300 Deadball Rebounds 0													
FT %: 1st Half .000 2nd Half .750 Game .750													

OFFICIALS: Bobby Dibler, Charles Vacca, Sonny Holmes	SCORE BY PERIODS	1st H.	2nd H.	OT	OT	FINAL
Technical Fouls:	Virginia	26	37			63
Attendance: 16,723	Syracuse	16	39			55

Copyright 1983 National Collegiate Athletic Association

## FIRST SEMIFINAL 46th ANNUAL NATIONAL COLLEGIATE BASKETBALL CHAMPIONSHIP FINAL

## OFFICIAL NCAA BASKETBALL BOX SCORE Date MAR. 31, 1984 Site KINGDOM, SEATTLE

VISITORS (Last Name, First)

No.	Virginia	FG	FGA	FT	FTA	REB	PF	TP	MIN	A	TO	BLK	S
4	MILLER, Jim	1	6	15		4	2	12	37	1	3		
30	EDELIN, Kenton	1	2			3	3	2	36	2	1	1	
24	POLYNICE, Olden	4	7	1	1	7	1	9	43	1			1
11	WILSON, Othell	5	12	2	2	3	2	12	45	5	4	1	2
34	CARLISLE, Rick	3	14	2	2	6	2	8	28				
15	STOKES, Ricky	1	1	0	2	2	4	2	24	3			2
22	SHEEHY, Tom	1	3			1	0	2	8	1			
TEAM REBOUNDS (Included in Totals)													
TOTALS													
FG %: 1st Half .250 2nd Half .325 Game .289 Deadball Rebounds 1													
FT %: 1st Half .100 2nd Half .100 Game .100													

No.	Houston	FG	FGA	FT	FTA	REB	PF	TP	MIN	A	TO	BLK	S
40	WINSLOW, Rickie	1	4	7		7	2	8	44		1	1	2
42	YOUNG, Michael	1	8	16	4	7	1	17	45	1	2		
34	OLAJUWON, Akeem	4	5	4	6	11	3	12	45	1	8	5	2
20	FRANKLIN, Alvin	2	7	2	2	4	1	6	45	2	1		1
44	GETTYS, Reid	3	7			3	3	6	45	6	3		
14	DICKENS, ERIC								1/2				
22	ALEXANDER, MARVIN								1/2				
TEAM REBOUNDS (Included in Totals)													
TOTALS													
FG %: 1st Half .250 2nd Half .325 Game .289 Deadball Rebounds 0													
FT %: 1st Half .100 2nd Half .100 Game .100													

OFFICIALS: Jim Clark-Henry Nichols-Dick Paparo	SCORE BY PERIODS	1st H.	2nd H.	OT	OT	FINAL
Technical Fouls:	Virginia	23	20	4		47
Attendance: 38,471	Houston	25	18	6		49

Copyright 1983 National Collegiate Athletic Association

## OFFICIAL NCAA BASKETBALL BOX SCORE Date March 24, 1984 Site Atlanta, GA

VISITORS (Last Name, First) NCAA East Regional Finals

No.	Virginia (21-11)	FG	FGA	FT	FTA	REB	PF	TP	MIN	A	TO	BLK	S
4	Miller, Jim	1	8	11	3	3	0	3	19	29	1	0	0
30	Edelin, Kenton	1	2	3	3	16	2	5	38	1	0	0	2
24	Polynice, Olden	4	7	4	6	24	2	12	38	0	1	0	1
11	Wilson, Othell	2	9	0	0	0	1	0	34	3	6	0	0
34	Carlisle, Rick	2	5	4	5	0	3	0	32	4	3	0	0
15	Stokes, Ricky	1	5	0	0	1	1	2	25	1	1	0	1
22	Sheehy, Tom	0	0	0	0	0	1	0	4	1	0	0	0
TEAM REBOUNDS (Included in Totals)													
TOTALS													
FG %: 1st Half .250 2nd Half .474 Game .462 Deadball Rebounds 2													
FT %: 1st Half .100 2nd Half .692 Game .778													

INDIANA (22-9)										RECORD			
No.		FG	FGA	FT	FTA	REB	PF	TP	MIN	A	TO	BLK	S
40	Groom, Mike	1	5	9	2	2	1	6	4	12			
50	Simmons, Marty	1	1	2	0	0	1	1	2	16	4	0	0
33	Blab, Uwe	0	5	14	2	2	1	7	4	12	3	0	1
4	Dakich, Dan	0	2	3	0	0	0	1	4	4	23	4	0
12	Alford, Steve	0	2	7	2	2	1	0	2	6	3	2	4
22	Robinson, Stew	4	8	0	0	0	1	2	8	32	6	1	0
30	Meier, Todd	2	2	0	0	0	0	1	4	9	0	0	0
23	Thomas, Darul	0	0	0	0	0	0	0	0	1	0	0	0
34	Franz, Chuck	0	0	0	0	0	0	0	0	3	0	0	0
TEAM REBOUNDS (Included in Totals)													
						3	1	6					
TOTALS													
		21	45	6	6	2	18	48	200	16	11	1	4
FG %: 1st Half 12-25 = .480 2nd Half 9-20 = .450 Game .467													
FT %: 1st Half 2-2 = 1.000 2nd Half 4-4 = 1.000 Game 1.000													
												Deadball Rebounds	C



## OFFICIAL NCAA BASKETBALL BOX SCORE

VISITORS (Last Name, First)

Date 3-23-89 Site Lexington, Ky

No.		Virginia		Total FG				3-point				FT		FTA		Rebounds				PF		TP		A		TO		BLK		S		MIN															
				FG	FGA	FG	FGA	FT	FTA	Off	Def	Total	PF	TP																																	
20		Stith, Bryant		f	9	16	0	0	10	11	5	2	7	2	28	1		3		0		2		35		2		1		3																	
3		Blundin, Matt			3	4	0	0	3	6	5	1	6	2	9	2		1		0		2		28		2		1		0																	
32		Dabbs, Brent		c	4	11	0	0	2	4	6	8	14	2	10	2		4		0		0		37		2		4		0																	
21		Morgan, Richard		g	7	16	5	8	6	6	0	4	4	2	25	1		3		1		2		33		1		3		1																	
22		Crotty, John		g	4	9	0	0	6	9	1	2	3	0	14	8		3		0		1		35		8		3		0																	
44		Daniel, Jeff			0	0	0	0	0	0	1	1	0	0		1		1		1		1		17		1		1		1																	
12		Turner, Kenny			0	0	0	0	0	0	1	1	2	0		0		1		0		1		5		0		1		0																	
24		Katstra, Dirk			0	0	0	0	0	0	0	0	0	0		0		0		0		0		3		0		0		0																	
10		Oliver, Anthony			0	0	0	0	0	0	0	0	0	0		0		1		0		0		0		0		0		0																	
TEAM REBOUNDS (included in Totals)																0		2		2																											
TOTALS				27				56				5				8				27				36				17				21				38				10				36			
TOTAL FG %: 1st Half				55.2%				2nd Half				40.7%				Game				48.2%				Deadball				Rebounds				5															
3-PT FG %: 1st Half				66.7%				2nd Half				60.0%				Game				62.5%																											
FT %: 1st Half				61.5%				2nd Half				82.6%				Game				75.0%																											

HOME (Last Name, First)

	Oklahoma		Total FG		3-point		FT	FTA	Rebounds			PF	TP		A	TO	BLK	S	MIN												
			FG	FGA	FGA	FGA			Off	Def	Total																				
30	Henry, Skeeter	1	4	8	1	3	2	2	1	2	3	11		1	2	0	2	2	3												
44	Davis, William	0	5	6	0	0	2	2	1	2	3	3	12	1	2	0	0	1	15												
33	King, Stacey	0	9	15	0	0	4	5	2	4	6	4	22	1	2	0	1	3	2												
10	Blalock, M.	9	2	12	1	6	0	0	0	2	2	2	5	5	3	0	4	2	25												
24	Mullins, T.	9	6	12	4	8	0	0	0	4	4	4	16	4	3	0	1	3	1												
50	Martin, Anthony		2	4	0	0	0	0	2	1	3	4	4	2	1	0	0	1	0												
22	Jones, Tyrone		3	5	2	4	0	0	2	1	3	2	8	1	1	0	0	1	0												
21	Bell, Mike		1	2	0	0	0	0	0	1	1	0	2	0	0	0	0	0	0												
31	Patterson, D.		0	0	0	0	0	0	0	0	0	2	0	0	1	0	0	0	7												
TEAM REBOUNDS (included in Totals)														0	1	1															
TOTALS														32	64	8	21	8	9	9	17	26	26	80							
TOTAL FG %: 1st Half														48.4%																	
3-Pt. FG %: 1st Half														38.5%																	
FT %: 1st Half														100.0%																	
2nd Half														51.5%																	
Game														50.0%																	
Deadball														2																	
Rebounds														15	15	1	8	2													

OFFICIALS: Gene Manje, Bobby Didier, &amp;

Herman Ramsey

Technical Fouls: NONE

Attendance: 22,314

Copyright 1987 National Collegiate Athletic Association

SCORE BY PERIODS	1st H.	2nd H.	OT	OT	FIN
Virginia	42	44			86
Oklahoma	37	43			80

## OFFICIAL NCAA BASKETBALL BOX SCORE

VISITORS (Last Name, First)

Date 3-25-89 Site Lexington, Ky

VISITORS (Last Name, First)																																		
No.	Virginia (22-11)	Total FG				3-point				FT	FTA	Rebounds			PF	TP	A	TO	BLK	S	MIN													
		FG	FGA	3P	3PA						O/R	Def	Tot																					
20	Stith, Bryant	1	3	6	1	1	2	4	0	3	3	3	9				1	2	0	1	33													
30	Blundin, Matt	1	1	1	0	0	0	0	0	2	2	4	1	2			2	3	0	0	21													
32	Dabbs, Brent	0	5	10	0	0	2	4	3	9	12	2	12				0	1	0	1	37													
11	Morgan, Richard	0	5	18	3	9	2	2	0	1	1	1	15				0	3	0	1	26													
22	Crotty, John	0	5	13	2	3	2	4	0	3	3	1	14				7	2	0	0	36													
24	Katstra, Dirk	0	3	9	1	6	0	0	0	0	2	2	7				1	2	1	2	13													
44	Daniel, Jeff	0	1	0	0	0	0	2	0	3	3	4	0				1	0	0	0	13													
12	Turner, Kenny	0	1	1	0	0	0	1	1	0	1	0	2				0	0	0	0	6													
21	Williams, C.	0	1	0	0	0	3	0	0	0	0	0	0				0	0	0	0	8													
10	Oliver, Anthony	0	0	0	0	1	2	1	1	2	2	2	1				0	2	0	0	4													
31	Cooke, Mark	1	3	1	3	0	0	1	0	1	0	1	0	3			0	0	0	0	3													
TEAM REBOUNDS (Included in Totals)																1	0	1																
TOTALS																24	63	8	22	9	22	9	24	33	16	65	12	15	1	5	200			
TOTAL FG %: 1st Half																35.7%											Game			33.1%	Deadball			
3-PT FG %: 1st Half																20.0%											Game			36.4%	Rebounds			5
FT %: 1st Half																50.0%											Game			40.9%				
2nd Half																											Game							

HOME (Last Name, First)

JONES (Last Name), First																																	
No.	Michigan (28-7)	Total FG		3-point		FT	FTA	Rebounds		PF	TP																						
		FG	FGA	FG	FGA	FT	FTA	Off	Def	Total		A	TO	BLK	S	MIN																	
41	Rice, Glen	f	13	16	4	5	2	2	0	6	6	3	32	2	3	0	2	32															
52	Mills, Terry	f	4	9	0	0	0	0	0	5	5	2	8	2	1	0	1	27															
35	Vaught, Lay	c	4	6	0	0	0	1	2	7	9	3	8	2	0	0	0	21															
20	Griffin, Mike	g	0	1	0	0	0	0	0	0	0	4	0	3	0	0	1	22															
21	Robinson, R.	g	5	9	0	1	3	3	1	2	3	2	13	7	2	0	1	23															
13	Calip, Demo.		2	3	0	0	2	2	0	5	5	2	6	5	2	0	0	22															
24	Higgins, Sean		11	15	7	10	2	3	1	2	3	2	31	0	0	0	0	20															
55	Hughes, Mark		1	4	0	0	0	0	0	7	7	4	2	2	1	0	0	20															
54	Oosterbaan, JP		1	3	0	1	1	0	0	3	3	1	2	0	0	0	0	6															
25	Pelinka, Bob		0	4	0	3	0	0	0	0	0	0	0	0	1	0	0	5															
30	Koenig, Marc		0	0	0	0	0	0	0	0	0	0	0	0	1	0	2	2															
TEAM REBOUNDS (included in Totals)											2	0	2																				
TOTALS											41	70	11	20	9	12	6	37	43	23	102	23	11	0	7	200							
TOTAL FG %: 1st Half											57.6%	2nd Half										59.5%	Game										58.6%
3-PL FG %: 1st Half											57.1%	2nd Half										58.8%	Game										55.0%
FT %: 1st Half											66.7%	2nd Half										77.8%	Game										75.0%

OFFICIAL NCAA BASKETBALL BOX SCORE  
Brigham Young University 21-12Site: Jon M. Huntsman Center  
Date: March 14, 1991

BYU (VISITORS)		Total 3-Pts			Rebounds			PF	TP					
		FG	AT	FT	OF	DF	TO			A	T	BLK	S	MIN
31 Roberts, Kenneth	f	1	1	0	0	0	3	3	0	2	1	4	1	24
35 Schreiner, Steve	f	5	6	0	0	2	4	1	3	4	1	0	4	21
45 Bradley, Shawn	c	3	10	0	0	2	2	5	5	3	8	2	10	0
23 Call, Nathan	g	2	3	1	2	2	2	4	3	7	5	3	0	37
44 Moon, Scott	g	2	6	1	1	5	6	0	0	3	10	1	1	0
14 Kane, Keegan	g	0	0	0	0	0	0	0	0	0	0	0	0	22
21 Heslop, Mark	g	1	3	0	2	5	5	0	3	2	7	1	1	0
24 Jones, Robert	g	0	0	0	0	0	0	0	0	0	0	0	0	22
25 Santiago, Mark	g	0	0	0	0	0	0	1	1	0	0	1	1	0
33 Campbell, Jeff	g	0	0	0	0	0	0	0	0	0	0	0	0	7
34 Trost, Gary	g	4	6	0	0	5	6	3	11	2	13	2	3	1
40 Astle, David	g	0	0	0	0	0	0	0	0	0	0	0	0	27
52 Miller, Jared	g	1	2	0	0	0	0	2	2	1	2	0	0	7
Team Totals														
TOTALS		19	37	2	5	21	25	6	30	36	15	61	12	19

Deadball Rebounds: 2, 0: 2  
 Tot FG %: 1st Half: 7-17 .412 2nd Half: 12-20 .600 Game: .514  
 3-PT FG %: 1st Half: 1-2 .500 2nd Half: 1-3 .333 Game: .400  
 FT %: 1st Half: 4-6 .667 2nd Half: 17-19 .895 Game: .840

University of Virginia 21-12

UVA (HOME)		Total 3-Pts			Rebounds			PF	TP					
		FG	AT	FT	OF	DF	TO			A	T	BLK	S	MIN
12 Turner, Kenny	f	3	17	1	6	1	2	7	1	8	5	8	0	1
20 Stith, Bryant	f	4	13	0	3	5	4	4	8	2	13	0	4	1
42 Jeffries, Ted	c	3	9	0	0	0	3	3	6	2	6	0	2	1
10 Oliver, Anthony	g	0	5	0	1	0	0	0	0	5	0	2	1	0
22 Crotty, John	g	8	18	0	3	4	5	1	2	3	20	4	0	0
4 Kirby, Terry	g	0	0	0	0	0	0	0	0	0	0	0	0	0
5 Floriani, Bernie	g	0	0	0	0	0	0	0	0	0	0	0	0	1
11 Smith, Doug	g	0	1	0	1	0	0	0	0	1	0	0	0	9
21 Johnson, Derrick	g	0	0	0	0	0	0	0	0	0	0	0	0	0
23 Ford, Blair	g	0	0	0	0	0	0	0	0	0	0	0	0	0
24 Katstra, Dirk	g	0	2	0	1	0	0	0	0	0	0	0	0	4
30 Blundin, Matt	g	0	0	0	0	0	0	2	2	1	0	0	0	12
33 Parker, Cornel	g	0	0	0	0	1	2	0	1	4	1	0	0	10
44 Stewart, Corey	g	0	0	0	0	0	0	0	0	0	0	0	0	0
52 Wilson, Shawn	g	0	0	0	0	0	0	0	0	0	0	0	0	0
Team Totals														
TOTALS		18	65	1	15	11	14	18	14	32	23	48	7	8

Deadball Rebounds: 2, 0: 2  
 Tot FG %: 1st Half: 8-31 .258 2nd Half: 10-34 .294 Game: .277  
 3-PT FG %: 1st Half: 1-4 .250 2nd Half: 0-11 .000 Game: .067  
 FT %: 1st Half: 5-7 .714 2nd Half: 6-7 .857 Game: .786

OFFICIALS: Hightower (R), Freund, Sanzere

Technical Fouls: none

Attendance: 14,776

Comments: Courtside software by CompuSTATS(TM) / San Diego, CA (619)296-7834

BYU 19 42 20 61  
UVA 22 26 11 48

OFFICIAL NCAA BASKETBALL BOX SCORE Date 3/19/93 Arena Carrier Dome

VISITORS (Last name, first) (Indicate starters by position or with an asterisk) Starting Time 8:45 City, State Syracuse, NY

No.	Team	WL	MANHATTAN (23-9)	Total FG		3-point		FT	FTA	Rebounds		PF	TP	A	TO	BLK	S	MIN
				FG	FGA	FG	FGA			OF	DF							
45	Bullock, Keith			5	11	1	5	5	6	3	9	4	15	1	3	0	0	37
23	Edwards, Carey			5	9	2	6	3	3	2	7	2	15	3	2	0	0	35
54	Marschall, Jamal			4	9	0	0	0	0	2	0	2	8	2	2	0	0	32
20	Williams, Chris			0	7	0	6	2	2	2	1	3	0	2	3	0	0	33
10	BIRMINGHAM, BREWTON			6	16	3	7	1	2	0	2	4	16	1	6	0	1	21
42	Wilson, Carey			3	7	1	4	0	0	1	2	3	1	7	2	2	0	26
14	Hyman, Keaton			0	1	0	0	0	0	0	0	4	0	2	0	0	0	9
24	BROWN, KAREEM			0	1	0	0	0	0	1	2	3	1	0	0	1	0	4
21	PHOENIX, JUSTIN			0	1	0	0	0	0	0	0	0	0	0	0	0	0	1
4	Philo, Pete			0	0	0	0	0	0	0	0	1	0	1	0	0	0	1
15	DAYALLI, JAKE			1	1	1	1	0	0	0	0	0	3	0	0	0	0	1

TEAM REBOUNDS (Included in Totals) 22 4  
 TOTALS 24 63 7 25 1 12 16 19 36 19 66 15 16 0 3 200  
 TOTAL FG%: 1st half 10-31 32.3% 2nd half 14-32 43.8% Game 24-63 38.1% Deadball  
 3-PT FG%: 1st half 3-14 21.4% 2nd half 4-11 36.4% Game 7-25 28.0% rebounds 0  
 FT%: 1st half 7-7 100% 2nd half 4-5 80% Game 11-22 50.0%

HOME (Last name, first) (Indicate starters by position or with an asterisk)

No.	Team	WL	VIRGINIA (20-9)	Total FG			3-point			FT	FTA	Rebounds			PF	TP	A	TO	BLK	S	MIN
				FG	AT	FGA	FG	AT	FGA			OF	DF	TOT							
5	Parker, CORNEL			4	8	1	3	3	5	0	5	2	12	4	1	0	1	0	1	32	
4	BURROUGH, JUNIOR			8	13	0	0	1	2	2	1	3	2	17	0	3	1	1	1	30	
42	JEFFERIES, TED			2	5	0	0	0	2	3	8	11	3	4	3	4	0	2	3	37	
22	WILLIFORD, JASON			3	5	1	2	2	2	3	1	4	2	9	2	1	0	0	0	22	
12	ALEXANDER, CORY			10	18	4	9	3	6	2	5	7	1	27	4	3	0	2	3	38	
11	SMITH, DOUG			0	4	0	4	5	6	1	2	3	1	5	4	0	0	2	2	28	
24	BARNES, YURI			2	2	0	0	0	0	1	0	1	0	4	1	0	0	0	0	13	
31	GRAVES, BOBBY			0	0	0	0	0	0	0	0	0	0	0	0	0	0	0	0	0	
52	WILSON, SHAWN			0	0	0	0	0	0	0	1	0	0	0	0	0	1	0	0	0	
30	ALEXANDER, CHRIS			0	0	0	0	0	0	0	0	0	0	0	0	0	0	0	0	0	
23	MITCHELL, RAHSAUN			0	0	0	0	0	0	0	0	0	0	0	0	0	0	0	0	0	
15	HAYLICK, CHRIS			0	0	0	0	0	0	0	0	0	0	0	0	0	0	0	0	0	

TEAM REBOUNDS (Included in Totals) 0 0  
 TOTALS 24 55 6 18 14 23 12 35 11 78 18 12 2 9 200  
 TOTAL FG%: 1st half 16-32 50.0% 2nd half 8-23 34.8% Game 24-55 43.3% Deadball  
 3-PT FG%: 1st half 4-9 44.4% 2nd half 2-9 22.2% Game 6-18 33.3% rebounds 5  
 FT%: 1st half 2-3 66.7% 2nd half 12-20 60.0% Game 14-23 60.9%

Technical Fouls:

Attendance: 13,703

Officials: Tom Rucker, Steve Welmer,

Phil Rova

NCAA 8880-8/92

OFFICIAL NCAA BASKETBALL BOX SCORE 03-26-93 E. Rutherford

Licensed To: N.J.S.E.A.

FINAL BOX

VISITORS: Virginia																		
NO.	PLAYER	FG	FGA	3P	3PA	FT	FTA	OR	DR	TOT	PF	PTS	A	T	BLK	S	MIN	
04	Junior Burroughs	F	7	15	0	0	1	4	2	6	8	2	15	2	0	4	2	30
22	Jason Williford	F	5	8	0	0	2	2	4	2	6	3	12	3	1	2	3	32
42	Ted Jeffries	C	4	6	0	0	1	2	1	2	3	3	9	1	3	3	2	33
05	Cornel Parker	G	1	5	1	3	0	0	2	5	7	3	3	5	1	0	34	
12	Cory Alexander	G	3	14	3	7	2	3	0	1	1	3	11	4	4	0	1	39
11	Doug Smith	0	3	0	1	0	0	0	1	1	1	0	2	4	0	1	17	
15	Chris Havlicek	DNP																
23	Rock Mitchell	0	1	0	0	0	0	0	0	0	0	0	0	0	0	0	1	
24	Yuri Barnes	1	1	0	0	2	2	1	0	1	3	4	0	0	0	0	8	
31	Chris Alexander	0	0	0	0	0	0	0	0	0	0	0	0	0	0	0	1	
33	Bobby Graves	DNP																
44	Maurice Watkins	DNP																
52	Shawn Wilson	0	0	0	0	0	0	0	0	0	0	0	0	0	0	1	2	
Team Totals																		
										1	4	5						
TOTALS		21	53	4	11	8	13	11	21	32	20	54	13	21	8	9	200	

FG 1st (9/27) 33.3 2nd (12/26) 46.2 OT Game (21/53) 39.6 DEADBALL  
 3PT 1st (3/5) 60.0 2nd (1/6) 16.7 OT Game (4/11) 36.4 REBOUNDS 2  
 FT 1st (3/5) 60.0 2nd (5/8) 62.5 OT Game (8/13) 61.5

HOME: Cincinnati

PLAYER	FG	FGA	3P	3PA	FT	FTA	OR	DR	TOT	PF	PTS	A	T	BLK	S	MIN
Erik Martin	F	5	12	0	0	5	6	5	7	12	3	15	1	0	1	36
Terry Nelson	F	1	2	0	0	1	5	4	3	7	2	3	0	2	1	28
Cory Blount	C	9	14	0	0	1	2	5	6	11	2	19	1	1	1	33
Terrence Robinson	C	3	10	0	0	4	4	2	6	3	7	1	3	1	2	27
Nick Van Exel	G	6	21	3	11	4	5	0	1	3	19	11	5	0	2	39
David Evans	DNP	0	0	0	0	0	0	0	0	0	1	0	0	0	0	8
Keith Gregor	D	2	5	0	2	0	0	1	1	2	1	4	0	2	0	14
Lazelle Durden	0	0	0	0	0	0	0	0	0	0	0	0	0	0	0	1
Mike Harris	DNP	1	3	0	0	2	4	1	1	2	3	4	0	0	1	13
Jerome Gray	C	1	3	0	0	2	4	1	1	2	3	4	0	0	1	13
Curtis Bostic	DNP	0	0	0	0	0	0	0	0	0	0	0	0	0	0	1
Allen Jackson	DNP	0	0	0	0	0	0	0	0	0	0	0	0	0	0	1
Darrick Ford	DNP	0	0	0	0	0	0	0	0	0	0	0	0	0	0	1
John Jacobs	0	0	0	0	0	0	0	0	0	0	0	0	0	0	0	1
TEAM						4	3	7				2				
TOTALS		27	67	4	17	13	23	24	24	48	18	71	14	16	3	200

# Revised

## OFFICIAL BASKETBALL BOX SCORE -- GAME TOTALS

New Mexico vs Virginia

3/18/94 11:50 am at NCAA 1st Round, ARCO Arena, Sacramento

VISITORS: New Mexico (23-8)

No.		N A M E		TOT-FG		3-PT		REBOUNDS													
				FG	FGA	FG	FGA	FT	FTA	OF	DE	TOT	PF	TP	A	TO	BLK	S	MIN		
20		WHITE, Marlow		f	5	15	1	9	1	2	3	5	2	12	1	3	0	1	37		
30		NEVES, Canonchet		f	2	10	1	6	1	2	2	5	7	2	6	1	1	0	1	35	
25		LAMAR, Lewis		c	2	4	0	0	0	0	4	4	8	4	4	0	2	2	1	34	
05		SMITH, Charles		g	7	12	2	3	4	7	2	3	5	2	20	2	1	0	1	32	
12		BROWN, Greg		g	5	15	2	7	0	0	2	3	5	3	12	4	2	0	1	38	
04		WILLIS, Frank		0	0	0	0	0	0	0	0	0	0	0	0	0	0	0	0	0	
22		PRITCHETT, Scott		0	2	0	0	0	0	0	0	0	0	0	0	2	0	1	10		
34		GRIBGO, J.J.		0	1	0	0	0	0	0	1	1	0	0	0	0	0	0	0	3	
35		HAYDEN, Brian		0	0	0	0	0	0	1	0	1	0	0	0	0	0	0	0	6	
45		SCHORSTEIN, Greg		0	1	0	0	0	0	0	0	0	0	0	0	0	0	0	5		
TEAM REBOUNDS.....										2		4									
TOTALS				21	60	6	25	6	10	15	21	36	13	54	8	11	2	6	200		

TOTAL FG% 1st Half: 11-30 .367 2nd Half: 10-30 .333 Game: .350 DEADBALL  
 3-Pt. FG% 1st Half: 3-11 .273 2nd Half: 3-14 .214 Game: .240 REBOUNDS  
 F Throw % 1st Half: 3-5 .600 2nd Half: 3-5 .600 Game: .600 4

HOME TEAM: Virginia (18-12)

No.	NAME	TOT-FG		3-PT		REBOUNDS		PF	TP	A	TO	BLK	S	MIN															
		FG	FGA	FG	FGA	FT	FTA																						
13	ROBINSON, Jamal	f	2	8	0	0	2	2	3	6	3	6	1	1	1	3	28												
22	WILLIFORD, Jason	f	2	7	0	2	1	2	6	2	8	4	5	1	1	0	18												
04	BURROUGH, Junior	c	9	19	0	1	2	6	3	5	8	1	20	1	2	1	0	38											
05	PARKER, Cornel	g	1	5	0	1	0	0	0	4	4	1	2	2	2	1	0	35											
21	DEANE, Harold	g	6	12	3	6	3	4	0	3	3	0	18	2	1	1	2	38											
15	HAVLICEK, Chris	0	0	0	0	0	0	0	0	0	0	0	0	0	0	0	0	1											
24	BARNES, Yuri	2	5	0	0	0	0	2	2	4	0	4	0	2	1	0	20												
30	ALEXANDER, Chris	0	0	0	0	0	0	0	2	2	0	0	0	0	0	0	17												
32	POWELL, Mike	1	1	0	0	0	0	0	1	1	2	2	0	0	1	0	5												
TEAM REBOUNDS.....								2		4																			
TOTALS.....		23		57		3		10		8		14		16		24		11		57		7		10		5		200	

TOTAL FG% 1st Half: 11-32 .344 2nd Half: 12-25 .480 Game: .404 DEADBALL  
 3-Pt. FG% 1st Half: 1-6 .167 2nd Half: 2-4 .500 Game: .300 REBOUNDS  
 F Throw % 1st Half: 1-6 .167 2nd Half: 7-8 .875 Game: .571 3

OFFICIALS: Ted VALENTINE, Sid RODEHEFFER, Edward SCHUMER

TECHNICAL FOULS:

New Mexico - none

Virginia - none

ATTENDANCE: 16,477

SCORE BY PERIODS:

	1st	2nd	OT1	OT2	OT3	OT4	TOTAL
New Mexico	28	26					54
Virginia	24	33					57

## OFFICIAL BASKETBALL BOX SCORE -- GAME TOTALS

Virginia vs Arizona

3/20/94 12:00 at NCAA 2nd Round, ARCO Arena, Sacramento

VISITORS: Virginia (18-13)

No.	NAME	TOT-FG		3-PT		REBOUNDS										PF	TP	A	TO	BLK	S	MIN											
		FG	FGA	FG	FGA	FT	FTA	OF	DE	TOT																							
04	BURROUGH, Junior	f	9	22	2	6	0	0	1	4	5	1	20	0	1	1	0	37															
22	WILLIFORD, Jason	f	4	11	4	6	2	2	4	2	6	4	14	3	1	0	2	32															
24	BARNES, Yuri	c	1	9	0	0	0	0	4	4	8	2	2	0	1	0	0	32															
05	PARKER, Cornel	g	2	6	1	3	1	2	3	3	6	4	6	1	1	0	0	33															
21	DEANE, Harold	g	6	17	2	11	0	0	1	3	4	4	14	6	4	0	2	31															
13	ROBINSON, Jamal	1	6	0	2	0	0	0	0	1	1	5	2	2	1	1	1	26															
15	HAVLICEK, Chris	0	0	0	0	0	0	0	0	0	0	1	0	0	0	0	0	7															
30	ALEXANDER, Chris	0	0	0	0	0	0	0	2	2	4	0	0	0	0	0	0	0															
31	GRAVES, Bobby	0	0	0	0	0	0	0	0	0	0	0	0	0	0	0	0	0															
32	POWELL, Mike	0	2	0	0	0	0	0	0	0	0	2	0	0	1	0	1	2															
52	WILSON, Shawn	0	1	0	0	0	0	0	0	0	0	0	0	0	0	0	0	0															
TEAM REBOUNDS.....												1		3																			
TOTALS		23		74		9		28		3		6		16		20		36		23		58		12		10		2		6		200	

TOTAL FG% 1st Half: 11-33 .333 2nd Half: 12-41 .293 Game: .311 DEADBALL  
 3-Pt. FG% 1st Half: 4-9 .444 2nd Half: 5-19 .263 Game: .263 REBOUNDS  
 F Throw % 1st Half: 0-2 .000 2nd Half: 3-4 .750 Game: .500 2, 1

HOME TEAM: Arizona (27-5)

No.		N A M E		TOT-FG		3-PT		REBOUNDS																									
		FG	FGA	FG	FGA	FT	FTA	OF DE	TO	PF	TP	A	TO	BLK	S	MIN																	
22 OWES, Ray		f	5	13	1	1	4	5	3	7	10	1	15	3	0	2	0	39															
44 GRAY, Reggie		f	0	1	0	1	0	0	2	2	4	3	0	4	2	0	1	34															
50 BLAIR, Joseph		c	3	4	0	0	0	0	3	9	12	1	6	2	1	4	0	32															
03 REEVES, Khalid		g	10	20	0	5	10	13	2	3	5	2	30	2	6	0	2	36															
20 STOUDAMIRE, Damon		g	6	14	2	6	6	7	0	5	5	2	20	1	4	0	1	38															
11 RIGDON, Dylan		0	1	0	0	0	0	0	0	0	0	0	0	0	1	0	0	4															
15 McLEAN, Joe		0	2	0	2	0	0	0	0	1	1	1	0	0	0	0	0	8															
33 WILLIAMS, Corey		0	0	0	0	0	0	0	0	0	0	0	0	0	0	0	0	0															
40 KELLEY, Jarvis		0	0	0	0	0	0	0	0	0	0	0	0	0	0	0	0	0															
51 FLANAGAN, Kevin		0	0	0	0	0	0	0	1	1	2	0	0	0	1	0	0	9															
TEAM REBOUNDS.....										8		8																					
TOTALS		24		55		3		15		20		25		11		36		47		10		71		12		15		6		4		200	

TOTAL FG% 1st Half: 14-30 .467 2nd Half: 10-25 .400 Game: .436 DEADBALL  
 3-Pt. FG% 1st Half: 3-8 .375 2nd Half: 0-7 .000 Game: .200 REBOUNDS  
 F Throw % 1st Half: 2-3 .667 2nd Half: 18-22 .818 Game: .800 4

OFFICIALS: Tom O'NEILL, Ted VALENTINE, Tim HUTCHINSON

TECHNICAL FOULS:

Virginia - none

Arizona - none

ATTENDANCE: 16,477

SCORE BY PERIODS:

	1st	2nd	OT1	OT2	OT3	OT4	TOTAL
Virginia	26	32					58
Arizona	33	38					71

## OFFICIAL NCAA BASKETBALL BOX SCORE Date 03/16/95 Site Dayton, Ohio

VISITORS (Last name, first) (Indicate starters by position or with an asterisk)

No.	NAME	Pos	Totals		3-point		FT	FTA	Rebounds		PF	TP	A	TO	BLK	S	MIN	
			FG	FGA	FG	FGA			G	Def.								
NICHOLLS STATE																		
30	Watts, Derek	f	4	11	1	6	0	2	2	1	3	2	9	1	5	0	30	
54	King, Gerard	f	8	13	0	0	2	2	7	9	5	18	0	3	1	0	34	
55	Jackson, Reggie	c	5	10	0	1	0	0	2	7	9	2	10	3	1	0	34	
10	Washington, Ray	g	0	5	0	3	0	0	0	1	1	3	0	5	6	0	1	22
20	Castle, Terrel	g	2	8	1	1	2	2	1	1	2	4	7	1	2	0	2	27
12	Russ, Todd	5	7	3	5	0	0	0	1	1	3	13	0	0	0	1	14	
22	Franklin, Kendrick	2	7	1	4	3	4	0	1	1	1	1	8	1	3	1	16	
24	Richard, Keith	1	4	1	2	0	0	2	0	2	3	3	1	0	0	0	9	
35	Howard, Taurus	1	1	0	0	0	0	1	1	2	1	2	2	2	0	0	8	
44	Hanzly, Nathan	1	1	0	0	0	0	0	0	0	0	1	2	0	0	0	5	
52	Davis, Kendrick	0	0	0	0	0	0	1	0	1	1	1	0	0	0	0	1	
TEAM REBOUNDS (included in Totals)										2	1	3						
TOTALS			29	67	7	22	7	8	13	21	34	26	72	14	22	2	8	200

OFFICIAL NCAA® BASKETBALL BOX SCORE Date 3/24/95 Arena Kemper Arena

VISITOR (Indicate starters by position or with an asterisk) Starting Time 9:30 pm City, State Kansas City, MO

No.	Team	W/L	FG	FGA	3PT	3PTA	FT	FTA	Reb	Off	Def	TP	A	TO	BLK	S	MIN
22	WILFORD, Jason		4	0	1	0	2	4	5	9	4	2	0	2	0	0	29
04	BURROUGH, Junior		7	21	0	1	4	7	4	8	12	1	0	2	0	0	34
30	ALEXANDER, Chris		0	1	0	0	0	3	2	5	4	0	1	1	1	1	17
05	STAPLES, Curtis		6	14	3	9	3	4	1	4	5	1	1	0	2	2	37
21	DEANE, Harold		7	15	2	6	6	7	0	6	6	3	2	3	0	1	29
24	BARNES, Yuri		1	2	0	0	3	4	1	4	5	4	0	1	1	1	18
13	ROBINSON, Jamal		1	6	0	1	0	2	0	2	3	3	1	0	0	0	17
25	NOLAN, Norman		0	0	0	0	0	0	0	0	0	1	0	2	1	0	8
32	ELLSWORTH, Perry		0	0	0	0	0	0	0	0	0	0	0	0	0	0	1
TEAM REBOUNDS (Included in Totals)																	
23 43 5 18 16 24 17 32 49 21 47 5 12 5 5 200																	

TOTAL FG%: 1st half 37.5 (12-32) 2nd half 35.5 (11-31) Game 36.5 (23-63) Deadball  
 3-PT FG%: 1st half 23.3 (3-9) 2nd half 22.2 (2-9) Game 27.8 (5-18) rebounds 3  
 FT%: 1st half 66.7 (4-6) 2nd half 66.7 (12-18) Game 66.7 (16-24)

HOME (Indicate starters by position or with an asterisk)

No.	Team	W/L	FG	FGA	3point	3PTA	FT	FTA	Rebounds	Off	Def	TP	A	TO	BLK	S	MIN	
45	LAURENTZ, Ralf		4	9	0	0	2	6	5	4	9	2	10	0	0	1	26	
21	PEARSON, Sean		0	4	0	4	0	2	0	1	1	1	0	0	1	0	13	
00	OSTERTAG, Greg		4	8	0	0	0	2	3	2	5	3	8	1	2	2	0	19
11	VACHIN, Jacques		6	11	1	2	0	1	1	4	5	4	13	7	4	0	36	
35	HAYNE, David		1	6	1	5	2	2	0	3	3	1	5	2	1	0	34	
31	POURBA, Scott		3	8	0	0	3	7	3	7	10	1	9	0	1	2	0	21
23	WILLIAMS, BT		2	4	0	0	0	0	2	2	5	4	0	0	0	0	12	
12	THOMAS, Billy		1	8	0	7	5	5	2	1	3	3	7	1	1	0	23	
33	GURLEY, Greg		0	3	0	3	2	2	0	2	2	0	2	0	0	0	12	
24	MCGATH, CB		0	1	0	0	0	0	0	0	0	1	0	0	0	0	4	
14	WHITLEY, T.J.		0	0	0	0	0	0	0	0	0	0	0	0	0	0	1	
44	BRANSTROM, S.		0	0	0	0	0	0	0	0	0	0	0	0	0	0	1	
5	NOYSE, Scott		0	0	0	0	0	0	0	0	0	0	0	0	0	0	1	
TEAM REBOUNDS (Included in Totals)																		
21 42 2 21 14 27 16 26 44 21 58 11 10 5 5 209																		

TOTAL FG%: 1st half 36.4 (12-33) 2nd half 31.0 (9-29) Game 33.9 (21-62) Deadball  
 3-PT FG%: 1st half 0.0 (0-8) 2nd half 15.4 (2-13) Game 9.5 (2-21) rebounds 6  
 FT%: 1st half 40.0 (4-10) 2nd half 58.8 (10-17) Game 57.9 (14-27)

Technical fouls: None  
 Attendance: 16,153  
 Officials: John Clougherty, Ted Hillary, Virginia 31 36 67  
 Kansas 28 30 58

OFFICIAL NCAA® BASKETBALL BOX SCORE Date 3/24/95 Arena Kemper Arena

VISITOR (Indicate starters by position or with an asterisk) Starting Time 4 pm City, State Kansas City, MO

No.	Team	W/L	FG	FGA	3PT	3PTA	FT	FTA	Reb	Off	Def	TP	A	TO	BLK	S	MIN
22	WILFORD		0	3	0	1	4	8	2	6	8	5	4	4	3	0	32
04	BURROUGH		6	14	1	1	9	11	8	8	16	3	22	1	1	0	39
30	ALEXANDER		0	2	0	0	0	3	3	6	3	0	0	3	0	0	23
05	STAPLES		6	15	4	10	0	0	1	3	4	4	16	2	0	0	38
21	DEANE		4	16	1	9	3	7	0	2	2	2	12	2	6	0	38
24	BARNES		0	1	0	0	1	2	0	0	0	2	1	0	1	0	10
13	ROBINSON		3	5	0	0	0	2	1	3	3	1	6	0	0	1	16
25	NOLAN		0	0	0	0	0	0	0	0	0	0	0	0	0	0	3
32	ELLSWORTH		0	0	0	0	0	0	0	0	0	0	0	0	0	0	1
TEAM REBOUNDS (Included in Totals)																	
19 56 6 21 17 28 18 23 41 22 41 9 14 1 0 200																	

TOTAL FG%: 1st half 29.2 (7-24) 2nd half 37.5 (12-32) Game 29.3 (19-56) Deadball  
 3-PT FG%: 1st half 20.0 (1-5) 2nd half 31.3 (5-16) Game 28.1 (4-14) rebounds 1  
 FT%: 1st half 71.4 (10-14) 2nd half 50.0 (7-14) Game 60.7 (17-28)

HOME (Indicate starters by position or with an asterisk)

No.	Team	W/L	FG	FGA	3PT	3PTA	FT	FTA	Reb	Off	Def	TP	A	TO	BLK	S	MIN
30	THURMAN		7	16	2	4	1	2	3	5	8	1	17	1	2	0	33
40	MARTIN		0	2	0	2	0	0	1	1	3	0	0	0	1	0	8
34	WILLIAMSON		8	13	0	0	5	6	2	7	9	3	21	3	3	0	25
12	MCDANIEL		1	2	0	1	2	2	0	1	1	3	4	1	1	0	29
14	BECK		1	5	0	2	5	6	4	2	6	4	7	3	2	0	20
15	STEWART		1	7	1	6	2	2	1	5	6	3	5	1	1	1	17
3	DILLARD		1	5	0	2	1	1	2	1	3	1	3	2	1	0	12
44	ROBINSON		0	1	0	1	0	0	0	3	3	1	0	0	0	0	9
22	RIMAC		2	4	2	4	0	0	0	0	0	1	6	1	1	0	15
33	WILSON		2	2	0	0	1	2	1	3	4	2	5	0	1	0	10
23	GARRETT		0	1	0	0	0	0	0	0	0	0	0	0	0	0	2
TEAM REBOUNDS (Included in Totals)																	
23 58 5 24 17 21 14 29 43 22 48 13 11 3 9 209																	

TOTAL FG%: 1st half 37.9 (11-29) 2nd half 41.4 (12-29) Game 39.7 (23-58) Deadball  
 3-PT FG%: 1st half 11.7 (2-12) 2nd half 35.0 (3-12) Game 20.8 (5-24) rebounds 2  
 FT%: 1st half 100.0 (3-3) 2nd half 77.8 (14-18) Game 81.0 (17-21)

Technical fouls: None  
 Attendance: 15,622  
 Officials: Charles Rancie, John Cahill, Virginia 25 36 61  
 Arkansas 27 41 68

E 410E 510L

E 17.90C

E 61

OFFICIAL NCAA BASKETBALL BOX SCORE Site: Huntsman Center-Salt Lake City

University of Virginia 18-13

Date: March 13, 1997

No.	Team	W/L	FG	FGA	3PT	3PTA	FT	FTA	Reb	Off	Def	TP	A	TO	BLK	S	MIN
25	NOLAN, Norman		4	6	0	0	0	0	1	2	3	2	8	1	1	0	21
22	ALEXANDER, Courtney		3	10	0	3	0	0	3	3	2	6	2	1	0	0	22
52	DUCHARME, Colin		2	4	0	0	4	4	0	1	1	0	8	1	0	1	25
5	STAPLES, Curtis		1	8	1	6	2	2	0	4	4	1	5	2	0	0	34
21	DEANE, Harold		8	15	4	9	4	4	1	2	4	24	3	1	0	0	39
13	ROBINSON, Jamal		0	2	0	0	0	1	2	3	4	4	0	0	0	1	16
15	McLAUGHLIN, Fotor		0	0	0	0	0	0	0	0	0	0	0	0	0	1	1
24	DEKSCHE, Willie		1	2	1	2	0	0	0	0	0	1	3	3	1	1	18
31	CURTIS, Michael		0	0	0	0	0	0	0	0	0	0	0	0	0	0	0
33	MARCACCINI, Monte		0	1	0	1	0	0	0	0	0	0	0	0	0	1	11
42	METHENEY, Chase		0	0	0	0	0	0	0	1	1	0	0	0	0	0	2
44	HUNTER, Kris		1	2	0	0	0	0	3	6	1	2	1	1	0	8	8
54	McANDREW, Craig		0	0	0	0	0	0	0	0	0	2	0	1	0	0	2
55	WALTON, Martin		0	0	0	0	0	0	0	0	0	0	0	0	0	0	1
Team Totals																	
22 50 6 21 10 10 6 21 27 16 60 14 5 3 1 200																	

Tot FG %: 1st Half: 11-28 .393 2nd Half: 11-22 .500 Game: .440  
 3-PT FG %: 1st Half: 2-12 .167 2nd Half: 4-9 .444 Game: .286  
 FT %: 1st Half: 4-4 1.000 2nd Half: 6-6 1.000 Game: 1.000

University of Iowa 22-9

Team (HOME)			Total 3-Pts				Rebounds											
			FG	AT	FT	AT	OF	DF	TP	PF	TP	A	TO	BLK	ST	MN		
42	BOWEN, Ryan	f	7	11	1	2	0	10	6	16	1	15	2	0	0	1	26	
45	MOORE, Darryl		4	6	0	0	0	2	0	2	0	0	8	0	0	0	8	
13	RUCKER, Guy	c	8	16	0	0	3	4	5	1	19	1	10	4	0	0	29	
5	WOOLRIDGE, Andre	g	7	16	1	4	2	3	1	2	11	7	10	0	0	0	32	
32	McCAUSLAND, Kent		0	3	0	2	0	1	0	1	0	0	2	0	0	0	128	
3	BAUER, Jason	g	0	0	0	0	1	2	2	3	5	2	1	0	0	0	13	
11	TERRONES, BJ		0	0	0	0	0	0	0	0	0	0	0	0	0	0	1	
15	SMITH, Jason		0	0	0	0	0	0	0	0	0	0	0	0	0	--	1	
24	LUERSMANN, Ryan		0	6	0	5	3	4	0	1	1	0	3	2	1	0	19	
35	RABENOLD, Scott		0	0	0	0	0	0	0	0	0	0	0	0	0	0	1	
44	KOCH, J.R.		4	9	2	5	0	1	3	4	3	10	3	2	1	0	17	
50	ROBINSON, Alvin		0	1	0	0	0	0	0	0	2	0	0	0	0	0	7	
51	REBHOLZ, Mike		0	0	0	0	0	0	0	0	0	0	0	0	0	0	1	
53	HABERER, Brian		0	1	0	1	0	0	0	0	0	0	0	0	0	0	1	
Team Totals														0				
TOTALS			30	69	4	19	9	15	22	22	44	10	73	21	3	5	3	200

## Official Basketball Box Score -- GAME TOTALS -- FINAL STATISTICS

Albany vs Virginia

03-16-07 12:15 PM ET at Nationwide Arena, Columbus, OH

VISITORS: Albany 23-10

#	Player Name	TOT-FG		3-PT		REBOUNDS			PF	TP	A	TO	BLK	S	MIN
		FG-FGA	FG-FGA	FT-FTA	OF DE TOT	PF	TP	A TO BLK S MIN							
01	SIGGERS, Jason.....	f	5-13	1-6	0-0	4	1	5	4	11	5	3	0	1	32
34	WILSON, Brent.....	f	5-12	3-9	0-0	0	4	4	3	13	0	0	1	1	36
42	COVINGTON, Jimmie....	c	0-0	0-0	0-0	0	0	0	1	0	0	0	0	0	11
21	LILLIS, Brian.....	g	0-4	0-1	0-0	2	2	4	3	0	2	1	1	0	25
31	WILSON, Jamar.....	g	9-18	4-7	3-5	1	3	4	1	25	3	1	1	0	39
00	ROSS, Carl.....	g	0-1	0-0	2-2	1	0	1	0	2	3	1	0	0	14
02	KNIGHT, Michael.....	0-0	0-0	0-0	0	0	0	0	0	0	0	0	0	0	1
03	BAUMAN, David.....	0-1	0-1	0-0	0	0	0	0	0	0	0	0	0	0	1
14	TAT, Jon.....	0-3	0-2	0-0	1	0	1	2	0	2	1	0	0	0	10
33	CONNELLY, Brian.....	3-5	0-0	0-0	1	1	2	2	6	0	1	1	0	0	24
54	GIFFORD, Brett.....	0-1	0-0	0-0	1	0	1	3	0	1	0	0	0	0	7
TEAM.....					1	2	3								
Totals.....			22-58	8-26	5-7	12	13	25	19	57	16	9	4	2	200

TOTAL FG% 1st Half: 10-30 33.3% 2nd Half: 12-28 42.9% Game: 37.9% DEADB  
 3-PT. FG% 1st Half: 3-15 20.0% 2nd Half: 5-11 45.5% Game: 30.8% REBS  
 F Throw % 1st Half: 2-3 66.7% 2nd Half: 3-4 75.0% Game: 71.4% 0

HOME TEAM: Virginia 21-10

#	Player Name	TOT-FG		3-PT		REBOUNDS			PF	TP	A	TO	BLK	S	MIN
		FG-FGA	FG-FGA	FT-FTA	OF DE TOT	PF	TP	A TO BLK S MIN							
24	DIANE, Mamadi.....	f	3-5	2-3	2-2	1	4	5	0	10	0	2	0	0	33
33	CAIN, Jason.....	f	3-5	0-0	0-0	4	2	6	3	6	2	1	0	0	20
21	SOROYE, Tunji.....	c	4-8	0-0	1-1	3	2	5	1	9	1	0	2	1	24
02	REYNOLDS, J.R.....	g	9-13	5-7	5-6	3	4	7	4	28	1	3	0	2	30
44	SINGLETERY, Sean.....	g	9-15	2-4	3-5	1	5	6	1	23	9	1	0	0	33
01	HARRIS, Will.....	0-2	0-0	0-0	0	1	1	0	0	0	0	0	1	0	9
11	MIKALAIUSKAS, Laurynas	0-1	0-0	2-2	0	3	3	2	2	1	1	2	0	0	14
12	TUCKER, Jamil.....	0-0	0-0	0-0	0	0	0	0	0	0	0	0	0	0	10
30	JOSEPH, Adrian.....	1-6	0-3	2-2	0	4	4	1	4	1	0	0	0	0	20
31	BURNS, Andy.....	0-0	0-0	0-0	0	0	0	0	0	0	0	0	0	0	1
34	PETTINELLA, Ryan.....	0-0	0-0	0-0	0	0	0	0	1	0	0	0	0	0	1
45	TAT, Solomon.....	1-1	0-0	0-0	0	0	0	0	1	2	1	0	0	0	3
55	MEYINSSE, Jerome.....	0-0	0-0	0-0	0	0	0	0	0	0	0	0	0	0	2
TEAM.....					3	1	4								
Totals.....			30-56	9-17	15-18	15	26	41	14	84	16	8	5	3	200

TOTAL FG% 1st Half: 15-28 53.6% 2nd Half: 15-28 53.6% Game: 53.6% DEADB  
 3-PT. FG% 1st Half: 5-9 55.6% 2nd Half: 4-8 50.0% Game: 52.9% REBS  
 F Throw % 1st Half: 10-12 83.3% 2nd Half: 5-6 83.3% Game: 83.3% 1

Officials: Tom Lopes, Hal Husk, Sean Singletary

Technical fouls: Albany-None. Virginia-None.

Attendance:

Score by Periods	1st	2nd	Total
Albany.....	25	32	57
Virginia.....	45	39	84

ID-535466

Points in the paint-ALBANY 20, VA 30. Points off turnovers-ALBANY 9, VA 10.  
 2nd chance points-ALBANY 4, VA 16. Fast break points-ALBANY 0, VA 15.  
 Bench points-ALBANY 8, VA 8. Score tied-0 times. Lead changed-0 times.  
 Last FG-ALBANY 2nd-01:37, VA 2nd-00:47.  
 Largest lead-ALBANY None, VA by 30 2nd-15:05.

## Official Basketball Box Score -- GAME TOTALS -- FINAL STATISTICS

Tennessee vs Virginia

3/18/07 12:10 PM ET at Nationwide Arena - Columbus, Ohio

VISITORS: Tennessee 24-10

#	Player Name	TOT-FG		3-PT		REBOUNDS			PF	TP	A	TO	BLK	S	MIN
		FG-FGA	FG-FGA	FT-FTA	OF DE TOT	PF	TP	A TO BLK S MIN							
04	CHISM, Wayne.....	f	3-5	2-2	5-9	1	4	5	5	13	0	2	0	0	18
23	BRADSHAW, Dane.....	f	1-5	1-2	0-2	0	3	3	3	3	5	1	0	2	23
02	SMITH, JaJuan.....	g	6-13	3-7	1-1	1	2	2	16	2	2	0	3	3	32
05	LOFTON, Chris.....	g	4-16	3-9	9-10	1	2	3	20	2	1	0	1	0	33
12	SMITH, Ramar.....	g	1-4	0-2	5-8	1	5	6	5	7	1	5	0	0	32
15	HOWELL, Jordan.....	0-1	0-1	0-0	0	0	0	0	0	0	1	1	0	0	10
25	TABB, Josh.....	1-2	0-1	0-0	1	1	2	3	2	0	2	0	0	0	13
32	CREWS, Duke.....	3-4	0-0	0-0	1	1	2	3	6	0	1	0	1	0	18
34	CHILDRESS, Ryan.....	3-4	2-2	2-2	4	4	8	2	10	1	1	0	0	0	21
TEAM.....					2	6	8								
Totals.....			22-54	11-26	22-32	12	27	39	25	77	12	16	0	7	200

TOTAL FG% 1st Half: 10-29 34.5% 2nd Half: 12-25 48.0% Game: 40.7% DEADB  
 3-PT. FG% 1st Half: 6-16 37.5% 2nd Half: 5-10 50.0% Game: 42.3% REBS  
 F Throw % 1st Half: 9-16 56.3% 2nd Half: 13-16 81.3% Game: 68.8% 7,1

HOME TEAM: Virginia 21-11

#	Player Name	TOT-FG		3-PT		REBOUNDS			PF	TP	A	TO	BLK	S	MIN
		FG-FGA	FG-FGA	FT-FTA	OF DE TOT	PF	TP	A TO BLK S MIN							
24	DIANE, Mamadi.....	f	0-4	0-0	0	1	1	4	0	0	1	1	1	1	33
33	CAIN, Jason.....	f	0-1	0-0	9-10	1	4	5	4	9	0	1	0	1	30
21	SOROYE, Tunji.....	c	0-2	0-0	2-2	1	2	3	2	2	0	3	1	1	21
02	REYNOLDS, J.R.....	g	8-16	4-11	6-6	0	1	1	2	26	0	3	0	1	34
44	SINGLETERY, Sean.....	g	4-14	1-7	10-12	1	5	6	4	19	5	6	0	1	39
01	HARRIS, Will.....	0-0	0-0	0-0	0	0	0	0	0	0	0	0	0	0	1
11	MIKALAIUSKAS, Laurynas	0-0	0-0	3-4	0	3	3	4	3	0	0	0	0	0	7
12	TUCKER, Jamil.....	1-2	1-1	0-0	0	0	0	2	3	0	0	0	0	0	6
30	JOSEPH, Adrian.....	4-7	1-3	1-2	2	3	5	3	10	0	1	0	1	0	23
34	PETTINELLA, Ryan.....	0-0	0-0	0-0	0	0	0	0	0	0	0	0	0	0	1
45	TAT, Solomon.....	1-2	0-0	0-0	0	3	3	1	2	0	1	0	0	0	5
TEAM.....					1	1	2								
Totals.....			18-48	7-26	31-36	6	23	29	26	74	5	12	5	5	200

TOTAL FG% 1st Half: 10-24 41.7% 2nd Half: 8-24 33.3% Game: 37.5% DEADB  
 3-PT. FG% 1st Half: 5-13 38.5% 2nd Half: 2-13 15.4% Game: 26.9% REBS  
 F Throw % 1st Half: 13-15 86.7% 2nd Half: 18-21 85.7% Game: 86.1% 1

Officials: John Higgins, Paul Janssen, Hal Lusk

Technical fouls: Tennessee-None. Virginia-None.

Attendance:

Score by Periods	1st	2nd	Total
Tennessee.....	35	42	77
Virginia.....	38	36	74

ID-535488

Points in the paint-UT 18, VA 14. Points off turnovers-UT 13, VA 24.  
 2nd chance points-UT 8, VA 5. Fast break points-UT 7, VA 4.  
 Bench points-UT 18, VA 18. Score tied-3 times. Lead changed-3 times.  
 Last FG-UT 2nd-02:31, VA 2nd-00:12.  
 Largest lead-UT by 10 2nd-13:06, VA by 11 1st-04:30.

## Official Basketball Box Score -- Game Totals -- Final Statistics

Coastal Carolina vs Virginia

3/21/14 9:15 p.m. at Raleigh, N.C. (PNC Arena)

Coastal Carolina 59 • 21-13

#	Player	Total		3-Ptr		Rebounds			PF	TP	A	TO	Blk	Stl	Min
		FG-FGA	FG-FGA	FT-FTA	Off Def Tot	PF	TP	A TO Blk Stl Min							
00	GILLIS, Warren	* 5-7	0-0	3-4	0 5 5	5	13	2 3 0 2	34						
03	CAMERON, Josh	* 1-5	0-2	0-0	0 1 1	2	2	5 1 0 1	16						
11	NDIEGUENE, El Hadji	* 2-5	0-0	1-2	0 4 4	3	5	2 1 1 0	23						
22	WILSON, Elijah	* 2-13	2-7	0-0	2 3 5	2	6	1 0 0 0	36						
23	DIAGNE, Badou	* 4-9	2-4	4-6	1 5 6	3	14	1 0 0 0	33						
05	SMITH, Eric	2-4	2-3	0-0	0 2 2	1	6	0 1 0 1	24						
12	ENANGA, Michael	1-1	1-1	0-0	0 2 2	1	3	2 1 0 0	10						
13	LJESKOVIC, Uros	1-2	0-0	0-0	0 0 0	1	2	0 1 1 0	10						
21	CURTIS, Trisitan	1-1	1-1	0-0	0 0 0	0	3	0 0 0 0	9						
30	RAY-ST CYR, Colton	2-2	1-1	0-2	0 1 1	1	5	0 0 0 1	3						
55	BUFFKIN, Kyle	0-1	0-0	0-0	0 0 0	0	0	0 0 0 0	2						
Team					2 0 2										
Totals			21-50	9-19	8-14	5	23	28	19	59	13	8	2	5	200

FG % 1st Half: 13-25 52.0% 2nd half: 8-25 32.0% Game: 21-50 42.0%  
 3FG % 1st Half: 5-10 50.0% 2nd half: 4-9 44.4% Game: 9-19 47.4%  
 FT % 1st Half: 4-6 66.7% 2nd half: 4-8 50.0% Game: 8-14 57.1%

Virginia 70 • 29-6

#	Player	Total		3-Ptr	Rebounds			PF	TP	A	TO	Blk	Stl	Min
		FG-FGA	FG-FGA	FT-FTA	Off	Def	Tot							
10	Mike Tobey	* 1-2	0-0	0-0	0	2	2	1	2	0	0	0	0	15
12	Joe Harris	* 3-8	2-6	3-4	0	3	3	3	11	3	0	0	1	30
15	Malcolm Brogdon	* 2-8	1-3	9-10	0	5	5	3	14	5	0	0	2	37
23	London Perrantes	* 3-4	3-4	3-3	0	1	1	1	12	6	0	1	0	36
25	Akil Mitchell	* 2-2	0-0	0-0	0	6	6	4	4	1	1	2	0	24
01	Justin Anderson	0-2	0-1	0-0	0	2	2	0	0	1	1	0	1	14
05	Teven Jones	0-0	0-0	0-0	0	0	0	0	0	0	0	0	0	1
11	Evan Nolte	3-4	2-3	0-0	0	1	1	0	8	0	0	0	0	11
13	Anthony Gill	7-10	0-0	3-6	0	5	5	3	17	0	3	2	0	29
30	Thomas Rogers	0-0	0-0	0-0	0	0	0	0	0	0	1	0	0	1
32	Darion Atkins	0-0	0-0	2-2	0	0	0	1	2	0	1	0	0	2
	Team				0	3	3							
	Totals	21-40	8-17	20-25	0	28	28	16	70	16	7	5	4	200

Official Basketball Box Score -- Game Totals -- Final Statistics  
Memphis vs Virginia  
3/23/14 8:40 p.m. at Raleigh, N.C. (PNC Arena)

Memphis 60 • 23-10

##	Player	Total		3-Ptr		Rebounds			PF	TP	A	TO	Blk	Stl	Min
		FG-FGA	FG-FGA	FT-FTA	Off	Def	Tot								
02	GOODWIN, Shaq	f	3-8	0-0	1-4	1	5	6	2	7	4	1	2	0	32
04	NICHOLS, Austin	f	7-12	0-0	1-4	0	2	2	0	15	1	1	0	0	26
01	JACKSON, Joe	g	3-6	1-1	0-0	0	1	1	1	7	3	2	0	1	30
03	CRAWFORD, Chris	g	1-7	1-6	0-0	1	2	3	3	3	1	0	0	0	26
55	JOHNSON, Geron	g	3-7	0-2	5-8	2	3	5	3	11	2	1	0	2	31
00	WILSON, Damien		0-1	0-0	0-0	0	0	0	0	0	1	0	0	0	5
05	KING, Nick		3-7	0-0	2-3	2	1	3	2	8	1	0	0	3	13
11	DIXON JR., Michael		2-8	1-4	0-0	0	0	0	1	5	2	1	0	1	21
12	PELLOM, David		1-2	0-0	0-2	2	2	4	2	2	1	0	0	0	11
23	IVERSON, Kuran		1-1	0-0	0-0	0	1	1	0	2	0	0	1	0	3
32	DRAPER, Trey		0-0	0-0	0-0	0	0	0	0	0	0	0	0	0	1
42	MCDOWELL, Jake		0-0	0-0	0-0	0	0	0	0	0	0	0	0	0	1
Team							0	3	3						
Totals			24-59	3-13	9-21	8	20	28	14	60	16	6	3	7	200
FG % 1st Half: 8-30		26.7%	2nd half: 16-29		55.2%	Game: 24-59		40.7%	Deadball						
3FG % 1st Half: 1-9		11.1%	2nd half: 2-4		50.0%	Game: 3-13		23.1%	Rebounds						
FT % 1st Half: 3-4		75.0%	2nd half: 6-17		35.3%	Game: 9-21		42.9%	5						

Virginia 78 • 30-6

##	Player	Total		3-Ptr		Rebounds			PF	TP	A	TO	Blk	Stl	Min
		FG-FGA	FG-FGA	FT-FTA	Off	Def	Tot								
12	Joe Harris	f	6-10	2-5	2-4	0	5	5	2	16	1	2	0	0	31
25	Akil Mitchell	f	2-2	0-0	0-0	0	5	5	2	4	1	3	0	2	22
10	Mike Tobey	c	5-8	1-1	0-0	1	5	6	2	11	0	0	2	0	24
15	Malcolm Brogdon	g	4-8	0-0	2-2	0	2	2	1	10	4	2	0	0	30
23	London Perrantes	g	3-7	2-4	0-0	0	0	0	1	8	2	0	0	0	33
01	Justin Anderson		4-8	0-1	2-3	2	2	4	1	10	4	2	2	0	21
05	Teven Jones		0-2	0-0	0-0	0	0	0	1	0	0	0	0	0	3
11	Evan Nolte		1-1	0-0	4-4	0	1	1	4	6	0	0	0	0	10
13	Anthony Gill		5-7	0-0	3-3	1	7	8	1	13	1	0	2	1	19
30	Thomas Rogers		0-0	0-0	0-0	0	0	0	1	0	0	0	0	0	2
32	Darion Atkins		0-1	0-0	0-0	1	0	1	0	0	1	0	0	0	5
Team							1	7	8						
Totals			30-54	5-11	13-16	6	34	40	16	78	13	10	6	3	200
FG % 1st Half: 14-25		56.0%	2nd half: 16-29		55.2%	Game: 30-54		55.6%	Deadball						
3FG % 1st Half: 2-6		33.3%	2nd half: 3-5		60.0%	Game: 5-11		45.5%	Rebounds						
FT % 1st Half: 5-7		71.4%	2nd half: 8-9		88.9%	Game: 13-16		81.3%	1						

Officials: Mike Roberts, Don Daily, Lamar Simpson  
Technical fouls: Memphis-None. Virginia-None.  
Attendance: 18712

Score by periods	1st	2nd	Total
Memphis	20	40	60
Virginia	35	43	78

	Points	In	Off	2nd	Fast	Bench
MEM	42	Paint	T/O	Chance	Break	
VA	40	8	7	18	17	29

Last FG - MEM 2nd-00:21, VA 2nd-01:06.  
Largest lead - MEM by 4 1st-17:54, VA by 27 2nd-03:08.

Score tied - 4 times.  
Lead changed - 7 times.

Official Basketball Box Score -- Game Totals -- Final Statistics  
Belmont vs Virginia  
03/20/15 3:27 p.m. at Time Warner Cable Arena (Charlotte,N.C.)

Belmont 67 • 22-11

##	Player	Total		3-Ptr		Rebounds			PF	TP	A	TO	Blk	Stl	Min
		FG-FGA	FG-FGA	FT-FTA	Off	Def	Tot								
32	EGEKEZE, Amanze	f	3-5	0-1	2-2	1	3	4	4	8	0	1	0	1	20
35	BRADDS, Evan	f	4-8	0-1	2-2	1	5	6	2	10	1	3	0	0	33
20	BARNETTE, Taylor	g	3-9	1-7	0-0	0	1	1	3	7	2	1	0	0	33
22	CHAMBERLAIN, Reece	g	2-5	1-3	1-2	1	1	2	4	6	4	3	0	3	32
23	BRADSHAW, Craig	g	10-19	5-9	0-0	1	8	9	3	25	1	2	0	0	37
01	LUKE, Austin		0-2	0-0	0-0	1	0	1	1	0	2	0	0	0	8
02	SMITH, Nick		2-5	1-3	0-0	0	0	0	0	5	0	1	1	0	16
04	MOBLEY, Holden		0-0	0-0	0-0	0	0	0	3	0	0	0	0	0	3
05	CHOWBAY, Caleb		0-0	0-0	0-0	0	0	0	0	0	0	0	0	0	0+
11	TURNER, Spencer		0-0	0-0	0-0	0	0	0	0	0	0	0	0	0	1
21	SAMPSON, Burton		0-0	0-0	0-0	0	0	0	0	0	0	0	0	0	0+
25	MERCER, Mack		3-4	0-1	0-0	1	1	2	1	6	1	1	1	0	12
31	LESTER, Josh		0-0	0-0	0-0	0	0	0	0	0	0	0	0	0	0+
41	HADDEN, Tyler		0-0	0-0	0-0	0	0	0	0	0	0	0	0	0	0+
43	LAIDIG, Jeff		0-0	0-0	0-0	0	1	1	1	0	1	0	0	0	5
Team							0	3	3						
Totals			27-57	8-25	5-6	6	23	29	22	67	12	12	2	4	200
FG % 1st Half: 13-29		44.8%	2nd half: 14-28		50.0%	Game: 27-57		47.4%	Deadball						
3FG % 1st Half: 5-12		41.7%	2nd half: 3-13		23.1%	Game: 8-25		32.0%	Rebounds						
FT % 1st Half: 1-1		100.0	2nd half: 4-5		80.0%	Game: 5-6		83.3%	1						

Virginia 79 • 30-3

##	Player	Total		3-Ptr		Rebounds			PF	TP	A	TO	Blk	Stl	Min
		FG-FGA	FG-FGA	FT-FTA	Off	Def	Tot								
11	Evan Nolte	f	0-4	0-3	0-0	1	3	4	1	0	2	0	0	1	32
13	Anthony Gill	f	4-6	0-0	8-11	2	1	3	2	16	2	1	1	1	30
05	Darion Atkins	c	5-11	0-0	0-0	6	1	7	2	10	2	1	1	1	23
15	Malcolm Brogdon	g	6-17	4-9	6-6	0	5	5	1	22	1	2	0	0	37
32	London Perrantes	g	4-7	1-3	0-0	1	4	5	3	9	3	1	1	0	31
01	Justin Anderson		4-6	1-2	6-7	0	5	5	1	15	1	1	0	1	26
04	Marial Shayok		2-3	0-0	1-1	0	1	1	0	5	0	1	0	1	11
10	Mike Tobey		1-2	0-0	0-0	1	1	2	0	2	0	0	0	0	5
21	Isaiah Wilkins		0-1	0-0	0-0	0	2	2	0	0	0	0	0	0	5
Team							0	1	1						
Totals			26-57	6-17	21-25	11	24	35	10	79	11	7	3	5	200
FG % 1st Half: 16-34		47.1%	2nd half: 10-23		43.5%	Game: 26-57		45.6%	Deadball						
3FG % 1st Half: 5-12		41.7%	2nd half: 1-5		20.0%	Game: 6-17		35.3%	Rebounds						
FT % 1st Half: 3-4		75.0%	2nd half: 18-21		85.7%	Game: 21-25		84.0%	1						

Officials: Mark Whitehead, Keith Kimble, Gene Steratore  
Technical fouls: Belmont-None. Virginia-None.  
Attendance: 16551

Score by periods	1st	2nd	Total
Belmont	32	35	67
Virginia	40	39	79

Last FG - BEL 2nd-00:37, VA 2nd-00:51.  
Largest lead - BEL by 6 1st-14:06, VA by 14 2nd-15:22.  
BEL led for 07:17. VA led for 32:07. Game was tied for 00:36.

Score tied - 1 time.  
Lead changed - 4 times.

Official Basketball Box Score -- Game Totals -- Final Statistics  
Michigan State vs Virginia  
03/28/14 10:07pm at Madison Square Garden, New York, NY

Michigan State 61 • 29-8

#	Player		Total		3-Ptr		Rebounds			PF	TP	A	TO	Blk	Stl	Min
			FG-FGA	FG-FGA	FT-FTA	Off	Def	Tot								
05	PAYNE, ADREIAN	f	5-12	2-5	4-4	0	5	5	2	16	2	1	2	1	32	
22	DAWSON, BRANDEN	f	9-16	0-0	6-8	3	7	10	0	24	1	0	0	1	34	
11	APPLING, KEITH	g	1-3	0-1	0-1	1	2	3	4	2	2	1	0	0	29	
14	HARRIS, GARY	g	2-5	0-2	2-3	1	1	2	4	6	3	1	1	0	29	
45	VALENTINE, DENZEL	g	1-4	1-2	0-0	0	5	5	2	3	3	2	0	1	35	
00	BYRD, RUSSELL		0-0	0-0	0-0	1	0	1	0	0	0	0	0	0	0	
03	ELLIS III, ALVIN		0-0	0-0	0-0	0	0	0	0	0	0	1	0	0	2	
10	COSTELLO, MATT		1-1	0-0	0-0	0	1	1	3	2	0	2	1	0	4	
20	TRAVIS, TRAVIS		1-4	1-3	2-2	0	1	1	0	5	1	1	0	2	25	
30	KAMINSKI, KENNY		1-2	1-1	0-0	0	1	1	1	3	1	0	0	0	6	
34	SCHILLING, GAVIN		0-0	0-0	0-0	0	0	0	0	0	0	0	0	0	4	
Team						1	2	3				1				
Totals				21-47	5-14	14-18	7	25	32	16	61	13	10	4	5	200
FG % 1st Half: 11-23 47.8% 2nd half: 10-24 41.7% Game: 21-47 44.7%																
3FG % 1st Half: 3-8 37.5% 2nd half: 2-6 33.3% Game: 5-14 35.7%																
FT % 1st Half: 6-7 85.7% 2nd half: 8-11 72.7% Game: 14-18 77.8%																
															Deadball	Rebounds
															2	

## Official Basketball Box Score -- Game Totals -- Final Statistics

Hampton vs Virginia  
3/17/16 3:10pm at Raleigh, NC

## Hampton 45 • 21-11

#	Player	Total		3-Ptr		Rebounds			PF	TP	A TO Blk Stl				Min
		FG-FGA	FG-FGA	FT-FTA	Off Def Tot	Off Def Tot	A TO Blk Stl								
03	Chievous,Quinton	* 7-13	2-4	1-2	1 2 3	1	17	0 0 0 1	31						
04	Cooks,Lawrence	* 0-3	0-1	2-2	2 5 7	3	2	2 0 0 0	33						
14	Darden,Brian	* 3-11	1-6	0-0	0 2 2	0	7	0 0 0 0	36						
32	Adams,Dionte	* 0-2	0-0	0-0	1 0 1	1	0	0 1 0 0	20						
34	Johnson,Jr,Reginald	* 4-13	0-6	2-2	1 0 1	1	10	2 3 0 0	37						
12	Miller,Imani	0-0	0-0	0-0	0 0 0	1	0	0 0 0 0	3						
15	Aughburns,Brandon	0-1	0-0	0-0	0 0 0	0	0	0 0 0 0	1						
22	Barnes,Trevond	0-1	0-0	0-0	1 0 1	0	0	0 0 0 0	3						
25	Mitchell,Akim	0-0	0-0	0-0	0 2 2	1	0	0 0 0 0	6						
30	Pressley,Jervon	2-6	0-0	1-2	1 7 8	3	5	0 3 0 0	18						
31	Wilson-Fisher,Charle	1-3	0-1	2-2	0 1 1	0	4	0 0 0 0	7						
50	Fisher,Kalin	0-3	0-1	0-0	0 0 0	0	0	0 0 0 0	5						
Team					2 3 5										
Totals		17-56	3-19	8-10	9 22 31	11	45	4 7 0 1	200						
FG % 1st Half: 8-27 29.6% 2nd half: 9-29 31.0% Game: 17-56 30.4%										Deadball					
3FG % 1st Half: 2-11 18.2% 2nd half: 1-8 12.5% Game: 3-19 15.8%										Rebounds					
FT % 1st Half: 3-4 75.0% 2nd half: 5-6 83.3% Game: 8-10 80.0%										1					

## Virginia 81 • 27-7

#	Player	*	Total		3-Ptr		Rebounds			PF	TP						Min
			FG-FGA	FG-FGA	FT-FTA	Off	Def	Tot	A			TO	Blk	Stl			
00	Hall,Devon	*	0-2	0-2	0-0	0	3	3	2	0	2	1	0	0	26		
13	Gill,Anthony	*	8-13	0-0	3-3	2	5	7	2	19	4	1	0	2	27		
15	Brogdon,Malcolm	*	4-9	2-5	1-1	1	1	2	1	11	4	0	0	1	28		
21	Wilkins,Isaiah	*	3-4	0-0	0-2	2	2	4	0	6	2	1	2	0	17		
32	Perrantes,London	*	4-9	4-8	0-0	0	4	4	2	12	4	0	0	0	30		
04	Shayok,Marial		4-6	2-3	0-0	0	1	1	2	10	2	2	0	0	12		
10	Tobey,Mike		4-6	0-0	0-0	0	6	6	4	8	0	0	3	0	15		
11	Nolte,Evan		2-5	2-4	0-0	0	3	3	1	6	0	0	1	1	16		
24	Kirven,Caid		0-0	0-0	0-0	0	1	1	0	0	0	0	0	0	2		
31	Reuter,Jarred		0-0	0-0	0-0	0	0	0	0	0	1	0	0	0	3		
33	Salt,Jack		1-1	0-0	1-2	0	0	0	0	3	0	0	0	0	3		
34	Jones,Jeff		0-1	0-1	0-0	0	0	0	0	0	0	0	0	0	2		
51	Thompson,Darius		2-2	2-2	0-0	0	0	0	0	6	1	0	1	0	19		
Team						1	5	6									
Totals			32-58	12-25	5-8	6	31	37	14	81	20	5	7	4	200		
FG % 1st Half: 16-28 57.1% 2nd half: 16-30 53.3% Game: 32-58 55.2%																	
3FG % 1st Half: 7-13 53.8% 2nd half: 5-12 41.7% Game: 12-25 48.0%																	
FT % 1st Half: 1-1 100.0 2nd half: 4-7 57.1% Game: 5-8 62.5%																	
															Deadball	Rebounds	
																1	

Officials: Eric Curry, Earl Walton, Bill McCarthy  
Technical fouls: Hampton-None. Virginia-None.  
Attendance:

Score by periods	1st	2nd	Total					
Hampton	21	24	45					
Virginia	40	41	81					

Last FG - HAMM 2nd-02:13, VA 2nd-01:10.  
Largest lead - HAMM by 4 1st-17:32, VA by 36 2nd-01:10.  
HAMM led for 05:23. VA led for 34:04. Game was tied for 00:33.Official Basketball Box Score -- Game Totals -- Final Statistics  
IOWA STATE vs VIRGINIA  
3/25/16 6:10 PM at United Center Chicago, IL

## IOWA STATE 71 • 23-12

#	Player		Total		3-Ptr		Rebounds			PF	TP	A					Min
			FG-FGA	FG-FGA	FT-FTA	Off	Def	Tot	To			Bk	Stl				
1	McKay, Jameel	f	2-2	0-0	0-0	1	3	4	2	4	1	1	0	1	26		
2	Nader, Abdel	f	1-5	1-2	1-2	0	5	5	4	4	0	0	1	1	32		
11	Morris, Monte	g	5-12	0-3	0-2	0	1	1	2	10	8	1	0	0	40		
21	Thomas, Matt	g	4-8	2-5	2-2	0	2	2	2	12	2	0	0	0	37		
31	Niang, Georges	g	11-20	3-7	5-7	0	8	8	4	30	4	5	0	1	34		
00	Carter, Simeon		0-0	0-0	0-0	0	0	0	0	0	0	0	0	0	0+		
3	Cooke, Hallice		0-0	0-0	0-0	0	3	3	1	0	1	1	0	0	11		
30	Burton, Deonte		4-5	1-1	2-2	0	0	0	4	11	0	3	1	3	20		
	Team					1	0	1				1					
Totals			27-52	7-18	10-15	2	22	24	19	71	16	12	2	6	200		
FG % 1st Half: 10-23			43.5%	2nd half: 17-29	58.6%	Game: 27-52			51.9%						Deadball		
3FG % 1st Half: 6-11			54.5%	2nd half: 1-7	14.3%	Game: 7-18			38.9%						Rebounds		
FT % 1st Half: 5-6			83.3%	2nd half: 5-9	55.6%	Game: 10-15			66.7%						2		

## VIRGINIA 84 • 29-7

#	Player		Total		3-Ptr		Rebounds			PF	TP					Min
			FG-FGA	FG-FGA	FT-FTA	Off	Def	Tot	A			To	Blk	Stl		
13	Anthony Gill	f	8-10	0-0	7-10	1	7	8	2	23	1	2	1	2	28	
21	Isaiah Wilkins	f	6-9	0-0	0-3	1	3	4	2	12	3	2	2	0	22	
0	Devon Hall	g	1-3	1-2	2-2	0	2	2	5	7	0	1	0	27		
15	Malcolm Brogdon	g	4-13	0-2	4-4	0	2	2	2	12	5	0	1	2	37	
32	London Perrantes	g	2-5	2-4	0-0	0	2	2	3	6	9	0	2	2	39	
10	Mike Tobey		8-12	0-1	2-3	4	3	7	2	18	0	0	0	0	20	
11	Evan Nolte		0-0	0-0	0-0	0	0	0	0	0	0	1	0	1	1	
24	Caid Kirven		0-0	0-0	0-0	0	0	0	0	0	0	0	0	0	0+	
31	Jarred Reuter		0-0	0-0	0-0	0	0	0	0	0	0	0	0	0	0+	
33	Jack Salt		0-0	0-0	0-0	0	0	0	0	0	0	0	0	0	0+	
34	Jeff Jones		0-0	0-0	0-0	0	0	0	0	0	0	1	0	0	0+	
4	Marial Shayok		2-4	0-1	1-2	0	5	5	0	5	0	2	0	0	22	
51	Darius Thompson		1-1	1-1	0-0	0	0	0	0	3	1	0	0	1	4	
Team						1	2	3								
Totals			32-57	4-11	16-24	7	26	33	13	84	26	8	5	8	200	
FG % 1st Half: 17-28 60.7% 2nd half: 15-29 51.7% Game: 32-57 56.1%															Deadball	
3FG % 1st Half: 4-9 44.4% 2nd half: 0-2 0.0% Game: 4-11 36.4%															Rebounds	
FT % 1st Half: 7-8 87.5% 2nd half: 9-16 56.3% Game: 16-24 66.7%															4	

Officials: Randy McCall, Brian Dorsey, Tim Clougherty  
Technical fouls: IOWA STATE-None. VIRGINIA-None.  
Attendance:

Score by periods	1st	2nd	Total					
IOWA STATE	31	40	71					
VIRGINIA	45	39	84					

Last FG - ISU 2nd-00:14, VA 2nd-01:12.  
Largest lead - ISU None, VA by 17 1st-11:35.  
ISU led for 00:00. VA led for 39:35. Game was tied for 00:25.

## Official Basketball Box Score -- Game Totals -- Final Statistics

Butler vs Virginia  
3/19/16 7:10pm at Raleigh, NC

## Butler 69 • 22-11

#	Player	Total		3-Ptr	Rebounds					PF	TP	A TO Blk Stl				Min
		FG-FA	FG-FGA	FT-FTA	Off	Def	Total	A	TO			Blk	Stl			
04	Wideman, Tyler	* 2-4	0-0	1-2	1	2	3	2	5	1	2	1	0	0	16	
21	Jones, Roosevelt	* 6-16	0-0	6-8	3	2	5	4	18	2	0	0	2	33		
24	Dunham, Kellen	* 3-8	2-7	0-0	0	0	0	0	8	2	1	0	1	38		
30	Martin, Kelan	* 2-8	0-2	2-2	0	5	5	2	6	0	0	0	1	31		
45	Chrabascz, Andrew	* 9-13	4-4	3-5	0	2	2	2	25	0	1	0	1	35		
00	Etherington, Austin	2-3	1-1	0-0	0	3	3	5	5	2	0	0	2	27		
01	Lewis, Tyler	1-1	0-0	0-0	0	2	2	1	2	0	0	0	0	9		
05	Gathers, Jordan	0-1	0-1	0-0	0	1	1	1	0	2	0	0	0	11		
Team					0	1	1									
Totals		25-54	7-15	12-17	4	18	22	17	69	9	4	1	7	200		
FG % 1st Half: 10-22 45.5% 2nd half: 15-32 46.9% Game: 25-54 46.3%															Deadball Rebounds 3,1	
3FG % 1st Half: 2-5 40.0% 2nd half: 5-10 50.0% Game: 7-15 46.7%																
FT % 1st Half: 3-6 50.0% 2nd half: 9-11 81.8% Game: 12-17 70.6%																

**Official Basketball Box Score -- Game Totals -- Final Statistics**  
**UNC Wilmington vs Virginia**  
**3/16/17 12:40 p.m. at Orlando, Fla. (Amway Center)**

**UNC Wilmington 71 • 29-6**

#	Player	Total		3-Ptr		Rebounds			PF	TP	A	TO	Blk	Stl	Min
		FG-FGA	FG-FGA	FT-FTA	Off Def Tot										
15	CACOK, Devontae	f	5-6	0-0	2-2	6	9	15	3	12	1	3	1	0	33
00	MOSLEY, Ambrose	g	5-5	4-4	0-0	1	4	5	3	14	1	0	0	1	35
01	FLEMMINGS, Chris		7-16	2-9	2-3	3	6	9	3	18	4	3	1	1	38
10	INGRAM, Denzel	g	6-15	4-9	1-2	0	2	2	2	17	3	1	0	1	36
12	BRYCE, C.J.	g	2-11	0-2	4-7	1	2	3	2	8	1	0	0	0	37
04	TALLEY, Jordon		0-7	0-2	2-2	0	2	2	5	2	1	0	1	0	16
05	FORNES, Jaylen		0-0	0-0	0-0	0	0	0	1	0	0	0	0	0	0+
13	OGBODO, Chuck		0-0	0-0	0-0	0	0	0	0	0	1	0	0	0	2
21	BRYAN, Marcus		0-1	0-0	0-1	2	1	3	1	0	0	0	0	0	3
Team						1	0	1							
Totals			25-61	10-26	11-17	14	26	40	20	71	15	9	2	4	200

FG % 1st Half: 10-28 35.7% 2nd half: 15-33 45.5% Game: 25-61 41.0% Deadball Rebounds 1,1  
 3FG % 1st Half: 6-12 50.0% 2nd half: 4-14 28.6% Game: 10-26 38.5%  
 FT % 1st Half: 3-5 60.0% 2nd half: 8-12 66.7% Game: 11-17 64.7%

**Virginia 76 • 23-10**

#	Player	Total		3-Ptr		Rebounds			PF	TP	A	TO	Blk	Stl	Min
		FG-FGA	FG-FGA	FT-FTA	Off Def Tot										
32	PERRANTES, London	f	9-14	2-4	4-5	1	1	2	2	24	3	1	0	1	33
33	SALT, Jack	c	1-1	0-0	1-2	1	1	2	3	3	0	0	1	0	16
00	HALL, Devon	g	2-7	0-2	2-2	2	5	7	4	6	3	2	0	1	30
05	GUY, Kyle	g	2-4	1-2	0-0	0	3	3	3	5	1	1	0	0	25
51	THOMPSON, Darius	g	2-6	0-1	6-12	0	4	4	1	10	1	0	4	1	34
04	SHAYOK, Marial		8-14	3-5	4-4	0	3	3	1	23	1	1	0	2	30
11	JEROME, Ty		2-5	1-2	0-0	0	2	2	4	5	0	1	0	0	22
21	WILKINS, Isaiah		0-0	0-0	0-0	0	1	1	1	0	0	0	0	0	5
25	DIAKITE, Mamadi		0-1	0-1	0-0	0	2	2	0	0	0	2	0	0	5
Team						2	5	7							
Totals			26-52	7-17	17-25	6	27	33	19	76	9	8	5	5	200

FG % 1st Half: 12-24 50.0% 2nd half: 14-28 50.0% Game: 26-52 50.0% Deadball Rebounds 1  
 3FG % 1st Half: 3-10 30.0% 2nd half: 4-7 57.1% Game: 7-17 41.2%  
 FT % 1st Half: 3-4 75.0% 2nd half: 14-21 66.7% Game: 17-25 68.0%

Officials: Pat Adams, Karl Hess, Bill Ek  
 Technical fouls: UNC Wilmington-None. Virginia-None.  
 Attendance: 15037  
 2017 NCAA Men's Basketball Championship  
 First Round - Orlando, FL

Score by periods	1st	2nd	Total						
UNC Wilmington	29	42	71						
Virginia	30	46	76						

Points In Off 2nd Fast  
UNCW 26 14 18 5 2  
VA 30 10 7 2 28

Last FG - UNCW 2nd-00:53, VA 2nd-00:25.  
 Largest lead - UNCW by 15 1st-07:25, VA by 10 2nd-07:57.  
 UNCW led for 15:38. VA led for 20:36. Game was tied for 03:46.

**Official Basketball Box Score -- Game Totals -- Final Statistics**  
**UMBC vs Virginia**  
**03/16/18 9:20 p.m. at Charlotte, N.C. (Spectrum Center)**

**UMBC 74 • 25-10**

#	Player	Total		3-Ptr		Rebounds			PF	TP	A	TO	Blk	Stl	Min
		FG-FGA	FG-FGA	FT-FTA	Off Def Tot										
30	Akin,Daniel	f	1-3	0-0	0-0	1	0	1	2	2	1	1	0	0	22
33	Lamar,Arkel	f	5-9	2-4	0-2	1	9	10	3	12	3	2	0	0	31
10	Lyles,Jairus	g	9-11	3-4	7-9	0	4	4	2	28	3	4	0	0	39
11	Maura,KJ	g	3-6	2-3	2-2	0	3	3	2	10	3	2	0	2	40
13	Sherburne,Joe	g	5-11	3-8	1-1	0	6	6	3	14	2	0	0	0	29
05	Grant,Jourdan		3-6	2-4	0-0	0	4	4	1	8	2	1	0	0	27
23	Curran,Max		0-2	0-1	0-0	1	1	2	0	2	0	0	0	0	10
35	Gerrity,Nolan		0-0	0-0	0-0	0	1	1	0	0	0	0	0	0	2
Team						1	1	2							
Totals			26-48	12-24	10-14	4	29	33	13	74	16	12	0	2	200

FG % 1st Half: 7-20 35.0% 2nd half: 19-28 67.9% Game: 26-48 54.2% Deadball Rebounds 3  
 3FG % 1st Half: 5-12 41.7% 2nd half: 7-12 58.3% Game: 12-24 50.0%  
 FT % 1st Half: 2-4 50.0% 2nd half: 8-10 80.0% Game: 10-14 71.4%

**Virginia 54 • 31-3**

#	Player	Total		3-Ptr		Rebounds			PF	TP	A	TO	Blk	Stl	Min
		FG-FGA	FG-FGA	FT-FTA	Off Def Tot										
21	Wilkins,Isaiah	f	3-7	1-2	0-0	4	1	5	5	7	1	0	0	1	24
33	Salt,Jack	c	0-1	0-0	0-2	0	4	4	0	0	0	0	0	0	21
00	Hall,Devon	g	1-9	0-6	0-0	0	1	1	3	2	1	0	0	0	28
05	Guy,Kyle	g	7-11	2-2	1-2	1	3	4	2	15	1	2	0	2	40
11	Jerome,Ty	g	6-16	2-9	1-1	0	3	3	4	15	2	3	0	4	39
23	Johnson,Nigel		4-10	1-3	0-0	0	1	1	0	9	0	0	0	1	24
25	Diakite,Mamadi		2-2	0-0	2-3	0	3	3	2	6	0	2	1	0	24
Team						0	1	1							
Totals			23-56	4-22	4-8	5	17	22	16	54	5	7	1	8	200

FG % 1st Half: 9-23 39.1% 2nd half: 14-33 42.4% Game: 23-56 41.1% Deadball Rebounds 3,2  
 3FG % 1st Half: 1-9 11.1% 2nd half: 3-13 23.1% Game: 4-22 18.2%  
 FT % 1st Half: 2-5 40.0% 2nd half: 2-3 66.7% Game: 4-8 50.0%

Officials: Tim Nestor, Tony Greene, Todd Austin  
 Technical fouls: UMBC-None. Virginia-None.  
 Attendance: 17943

Score by periods	1st	2nd	Total						
UMBC	21	53	74						
Virginia	21	33	54						

Points In Off 2nd Fast  
UMBC 28 8 6 11 8  
VA 34 9 9 4 15

Last FG - UMBC 2nd-00:46, VA 2nd-01:03.  
 Largest lead - UMBC by 20 2nd-01:17, VA by 6 1st-06:32.  
 UMBC led for 21:44. VA led for 12:01. Game was tied for 06:15.

Score tied - 5 times.  
 Lead changed - 3 times.

**Official Basketball Box Score -- Game Totals -- Final Statistics**  
**Virginia vs Florida**  
**3/18/17 8:50 p.m. at Orlando, Fla. (Amway Center)**

**Virginia 39 • 23-11**

#	Player	Total		3-Ptr		Rebounds			PF	TP	A	TO	Blk	Stl	Min
		FG-FGA	FG-FGA	FT-FTA	Off Def Tot										
25	DIAKITE, Mamadi	f	4-8	0-0	1-1	4	2	6	4	9	0	1	1	0	29
32	PERRANTES, London	f	2-12	0-4	2-2	0	1	1	0	6	3	4	0	0	32
33	SALT, Jack	c	4-5	0-0	0-0	2	8	10	2	8	0	1	1	1	26
00	HALL, Devon	g	0-3	0-1	0-0	1	0	1	5	0	1	2	0	0	18
51	THOMPSON, Darius	g	3-7	0-2	0-0	1	1	2	2	6	3	1	0	1	35
04	SHAYOK, Marial		2-9	1-3	2-2	0	2	2	3	7	0	1	1	1	21
05	GUY, Kyle		0-4	0-2	0-0	0	1	1	0	0	0	0	0	0	17
11	JEROME, Ty		0-4	0-3	0-0	0	5	5	1	0	1	1	0	0	17
31	REUTER, Jarred		1-2	0-0	1-2	0	0	0	0	3	0	0	0	1	5
Team						1	3	4							
Totals			16-54	1-15	6-7	9	23	32	17	39	8	11	3	4	200

FG % 1st Half: 8-28 28.6% 2nd half: 8-26 30.8% Game: 16-54 29.6% Deadball Rebounds 0  
 3FG % 1st Half: 1-7 14.3% 2nd half: 0-8 0.0% Game: 1-15 6.7%  
 FT % 1st Half: 0-0 0.0% 2nd half: 6-7 85.7% Game: 6-7 85.7%

**Florida 65 • 26-8**

#	Player	Total		3-Ptr		Rebounds			PF	TP	A	TO	Blk	Stl	Min
		FG-FGA	FG-FGA	FT-FTA	Off Def Tot										
01	ROBINSON, Devin	f	5-8	2-4	2-5	0	11	11	0	14	0	1	0	0	31
23	LEON, Justin	f	4-8	3-6	3-3	1	9	10	2	14	0	0	0	0	25
13	HAYES, Kevarrus	c	3-3	0-0	1-2	1	1	2	0	7	0	1	0	0	25
00	HILL, Kasey	g	1-4	0-2	1-2	1	0	1	4	3	2	2	0	1	24
05	ALLEN, Kevauhn	g	2-10	0-4	0-0	0	0	0	0	4	1	0	0	0	26
02	HESTER, Eric		0-0	0-0	0-0	0	0	0	0	0	0	0	0	0	2
11	CHIOZZA, Chris		3-8	1-2	0-0	0	4	4	2	7	5	1	0	2	28
12	GAK, Gorjok		3-3	0-0	0-2	2	0	2	0	6	0	1	0	0	10
24	BARRY, Canyon		1-4	1-2	4-4	0	1	1	1	7	2	1	1	1	17
25	STONE, Keith		1-2	1-1	0-0	0	0	0	0	3	0	2	0	0	11
32	RIMMER, Schuyler		0-0	0-0	0-0	0	1	1	1	0	0	0	0	0	1
Team						2	2	4							
Totals			23-50	8-21	11-18	7	29	36	10	65	10	10	1	6	200

FG % 1st Half: 12-27 44.4% 2nd half: 11-23 47.8% Game: 23-50 46.0% Deadball Rebounds 4,1  
 3FG % 1st Half: 2-9 22.2% 2nd half: 6-12 50.0% Game: 8-21 38.1%  
 FT % 1st Half: 5-5 100.0 2nd half: 6-13 46.2% Game: 11-18 61.1%



Texas Tech 77 • 31-7

#	Player		Total		3-Ptr	Rebounds					PF	TP	A	TO	Blk	Stl	Min
			FG-FGA	FG-FGA	FT-FTA	Off	Def	Tot									
11	Tariq Owens	f	1-3	0-1	1-2	2	3	5	5	3	0	1	1	0	22		
32	Norense Odiase	f	1-1	0-0	3-3	0	6	6	2	5	0	1	1	0	18		
13	Matt Mooney	g	4-9	2-6	0-0	0	1	1	3	10	3	1	0	2	41		
23	Jarrett Culver	g	5-22	0-6	5-6	5	4	9	3	15	5	3	1	2	41		
25	Davide Moretti	g	5-10	3-6	2-2	0	2	2	3	15	0	1	0	2	40		
00	Kyler Edwards		4-5	2-3	2-2	0	3	3	0	12	1	0	0	0	23		
01	Brandone Francis		7-12	3-7	0-0	0	4	4	1	17	0	1	0	0	37		
03	Deshawn Corprew		0-1	0-1	0-0	0	0	0	1	0	0	0	0	0	3		
Team						2	0	2									
Totals			27-63	10-30	13-15	9	23	32	18	77	9	8	3	6	225		
FG % 1st Half: 8-24			33.3%	2nd half: 15-28	53.6%	OT: 4-11	36.4%	Game: 27-63	42.9%	Deadball							
3FG % 1st Half: 5-12			41.7%	2nd half: 4-13	30.8%	OT: 1-5	20.0%	Game: 10-30	33.3%	Rebounds							
FT % 1st Half: 8-10			80.0%	2nd half: 5-5	100.0	OT: 0-0	0.0%	Game: 13-15	86.7%	1							

Virginia 85 • 35-3

#	Player		Total		3-Ptr	Rebounds					PF	TP	A	TO	Blk	Stl	Min
			FG-FGA	FG-FGA	FT-FTA	Off	Def	Tot									
25	Mamadi Diakite	f	2-4	0-1	5-6	3	4	7	3	9	0	1	2	1		25	
00	Kiheï Clark	g	1-2	1-1	0-0	1	1	2	2	3	4	2	0	0		33	
05	Kyle Guy	g	8-15	4-9	4-4	0	3	3	3	24	0	1	0	1		45	
11	Ty Jerome	g	6-16	2-6	2-2	1	5	6	1	16	8	1	0	1		42	
12	De'Andre Hunter	g	8-16	4-5	7-9	4	5	9	1	27	1	4	0	1		44	
02	Braxton Key		2-5	0-1	2-2	2	8	10	3	6	2	1	1	0		29	
30	Jay Huff		0-1	0-1	0-0	0	0	0	1	0	0	0	0	0		3	
33	Jack Salt		0-0	0-0	0-0	0	1	1	1	0	0	1	0	0		4	
Team						0	1	1									
Totals			27-59	11-24	20-23	11	28	39	15	85	15	11	3	4		225	
FG % 1st Half: 12-29 41.4% 2nd half: 13-25 52.0% OT: 2-5 40.0% Game: 27-59 45.8% Deadball																	
3FG % 1st Half: 5-11 45.5% 2nd half: 5-12 41.7% OT: 1-1 100.0 Game: 11-24 45.8% Rebounds																	
FT % 1st Half: 3-4 75.0% 2nd half: 5-7 71.4% OT: 12-12 100.0 Game: 20-23 87.0% 1																	

Officials: Terry Wymer,Michael Stephens,Ron Groover  
Technical fouls: Texas Tech-None. Virginia-None.  
Attendance: 72062  
2018-19 Men's Basketball. Round: 0. Texas Tech vs Virginia. Played at .

Score by periods	1st	2nd	OT	Total						
Texas Tech	29	39	9	77	Points	In	Off	2nd	Fast	
Virginia	32	36	17	85	Paint	Paint	T/O	Chance	Break	Bench
					TT	22	11	9	2	29
					VA	16	10	16	2	6

Last FG - TT OT-00:08, VA OT-00:15.  
Largest lead - TT by 4 1st-04:52, VA by 10 1st-09:54.  
TT led for 07:33. VA led for 29:14. Game was tied for 08:13.  
Score tied - 8 times.  
Lead changed - 8 times.



# KIHEI CLARK

**Guard • 5-9 • 160**  
**Junior**  
**Woodland Hills, Calif. • Taft Charter**

## 2020-21 HIGHLIGHTS

- Played 24 games, starting 22
- All-ACC honorable mention
- Named to Naismith Defensive Player of the Year Watch List
- All-ACC Preseason Second Team
- Bob Cousy Award Watch List
- Averaging 9.5 ppg, 2.0 rpg and 4.6 apg
- Shooting 41.6 percent from the field, 32.8 percent from 3-point range and 75.0 percent free throws
- Ranks third in the ACC in assists (110) and sixth in assist/turnover ratio (2.08)
- Dished out four or more assists in 15 games
- Scored in double figures in 14 games, recording season-high 19 points in two games
- Scored 14 points, going 9-for-12 from the free throw line, vs. Kent State (12/4/20)
- Had 19 points and added four assists vs. Gonzaga (12/26/20)
- Tied season high with 19 points, five assists and three rebounds at Notre Dame (12/30/20)
- Had 12 points and six assists vs. Notre Dame (1/13/21)
- Made game-winning basket and had eight assists vs. Georgia Tech (1/23/21)
- Dished out season-high nine assists vs. Syracuse (1/25/21)
- Scored 11 points, hitting a season high three 3-pointers, at Virginia Tech (1/30/21)
- Had 11 points and eight assists vs. Pitt (2/6/21)
- Scored 14 points, matched a career high with four 3-pointers, and had six assists at Georgia Tech (2/10/21)
- Had 15 points and season-high three steals at Duke (2/20/21)
- Scored 11 points with seven assists vs. NC State (2/24/21)
- Had 10 points with six assists vs. Syracuse in ACC quarterfinals (3/11/21)

## 2020-21 GAME-BY-GAME

Opponent	GP-GS	FG	3FG	FT	O-D	Reb	A	TO	Blk	Stl	PF	Min	Pts
Towson	1-1	3-6	0-0	1-1	0-0	0	3	1	0	0	1	26	7
San Francisco	2-2	1-5	0-2	7-10	0-2	2	2	3	0	1	2	32	9
Saint Francis	3-2	0-2	0-1	0-0	0-0	0	3	3	0	0	2	15	0
Kent State	4-2	2-4	1-1	9-12	0-1	1	3	1	0	0	1	38	14
William & Mary	5-3	3-6	0-1	0-0	2-2	2	4	1	0	2	1	34	6
Gonzaga	6-4	7-14	1-3	4-4	0-2	2	4	6	0	0	1	33	19
Notre Dame	7-5	7-12	2-4	3-6	0-3	3	5	0	0	0	0	38	19
Wake Forest	8-6	5-8	0-1	0-0	0-1	1	3	3	0	2	2	40	10
Boston College	9-7	6-8	0-0	0-0	0-3	3	3	1	0	0	0	40	12
Notre Dame	10-8	5-11	1-3	1-1	0-1	1	6	1	0	0	2	37	12
Clemson	11-9	5-7	0-2	2-2	0-0	0	5	0	0	1	0	27	12
Georgia Tech	12-10	1-10	0-3	0-0	1-2	3	8	3	0	0	1	33	2
Syracuse	13-11	2-6	0-1	0-0	1-3	4	9	2	0	2	0	36	4
Virginia Tech	14-12	4-13	3-6	0-0	1-1	2	0	2	0	1	0	34	11
NC State	15-13	2-3	1-2	3-4	0-2	2	6	3	0	2	3	36	8
Pitt	16-14	4-12	1-6	2-2	0-1	1	8	4	0	0	3	37	11
Georgia Tech	17-15	5-13	4-8	0-0	1-2	3	6	1	0	0	1	38	14
North Carolina	18-16	2-8	0-3	2-4	0-2	2	5	4	0	0	1	34	6
Florida State	19-17	5-7	0-0	2-5	0-3	3	4	3	0	1	0	37	12
Duke	20-18	5-15	2-4	3-3	1-3	4	2	3	0	3	1	38	15
NC State	21-19	2-7	1-1	6-6	0-3	3	7	3	0	0	4	39	11
Miami	22-20	1-4	0-0	0-0	0-3	3	5	1	0	1	1	28	2
Louisville	23-21	1-7	0-1	0-0	0-1	1	3	2	0	1	3	32	2
Syracuse	24-22	4-9	2-5	0-0	1-1	2	6	2	0	1	0	34	10

## CAREER HIGHS

Points	23 at Louisville (2/8/20)
FGs	8 at Louisville (2/8/20)
3FGs	4, 2x - last at Georgia Tech (2/10/21)
FTs	9 vs. Kent State (12/4/20)
Rebounds	11 at Syracuse (11/6/19)
Assists	13 vs. Navy (12/29/19)
Turnovers	9 at Florida State (1/15/20)
Blocks	1, 3x - last at Purdue (12/4/19)
Steals	3, 7x - last at Duke (2/20/21)
Minutes	45, 2x - last vs. Notre Dame (2/11/20)

## SEASON HIGHS

Points	19, 2x - last at Notre Dame (12/30/20)
FGs	7, 2x - last at Notre Dame (12/30/20)
3FGs	4 at Georgia Tech (2/10/21)
FTs	9 vs. Kent State (12/4/20)
Rebounds	4 vs. Syracuse (1/25/21)
Assists	9 vs. Syracuse (1/25/21)
Turnovers	6 vs. Gonzaga (12/26/20)
Blocks	-
Steals	3 at Duke (2/20/21)
Minutes	40, 2x - last at Boston College (1/9/21)

## CAREER STATISTICS

Year	G-GS	Min-Avg.	FG-FGA	Pct.	3FG-3FGA	Pct.	FT-FTA	Pct.	Off-Def.	Reb-Avg.	PF-DQ	Ast	TO	Blk	Stl	Pts-Avg
2018-19	38-20	1018-26.8	55-157	.350	29-85	.341	33-40	.825	16-73	89-2.3	52-0	97	39	0	28	172-4.5
2019-20	30-30	114-37.1	105-280	.375	36-96	.375	78-89	.876	11-114	125-4.2	54-0	177	105	3	37	324-10.8
2020-21	24-22	816-34.0	82-197	.416	19-58	.328	45-60	.750	6-42	48-2.0	30-0	110	53	0	18	228-9.5
<b>TOTAL</b>	<b>92-72</b>	<b>2948-32.0</b>	<b>242-634</b>	<b>.382</b>	<b>84-239</b>	<b>.351</b>	<b>156-189</b>	<b>.825</b>	<b>33-229</b>	<b>262-2.8</b>	<b>136-0</b>	<b>383</b>	<b>197</b>	<b>3</b>	<b>83</b>	<b>724-7.9</b>

## CAREER ACC STATISTICS

Year	G-GS	Min-Avg.	FG-FGA	Pct.	3FG-3FGA	Pct.	FT-FTA	Pct.	Off-Def.	Reb-Avg.	PF-DQ	Ast	TO	Blk	Stl	Pts-Avg
2018-19	18-8	433-24.1	21-62	.339	13-35	.371	7-9	.778	7-30	37-2.1	19-0	38	16	0	11	62-3.4
2019-20	20-20	764-38.2	74-199	.372	22-63	.349	62-72	.861	7-77	84-4.2	36-0	118	74	0	30	232-11.6
2020-21	17-17	604-35.5	62-151	.411	15-45	.333	24-33	.727	5-34	39-2.3	22-0	85	36	0	14	163-9.6
<b>TOTAL</b>	<b>55-45</b>	<b>1801-32.7</b>	<b>157-412</b>	<b>.381</b>	<b>50-143</b>	<b>.350</b>	<b>93-114</b>	<b>.816</b>	<b>19-141</b>	<b>160-2.9</b>	<b>77-0</b>	<b>241</b>	<b>126</b>	<b>0</b>	<b>55</b>	<b>457-8.3</b>

## CAREER NCAA TOURNAMENT STATISTICS

Year	G-GS	Min-Avg.	FG-FGA	Pct.	3FG-3FGA	Pct.	FT-FTA	Pct.	Off-Def.	Reb-Avg.	PF-DQ	Ast	TO	Blk	Stl	Pts-Avg
2019	6-6	199-33.2	12-30	.400	7-17	.412	7-8	.875	6-12	18-3.0	11-0	24	9	0	5	38-6.3
<b>TOTAL</b>	<b>6-6</b>	<b>199-33.2</b>	<b>12-30</b>	<b>.400</b>	<b>7-17</b>	<b>.412</b>	<b>7-8</b>	<b>.875</b>	<b>6-12</b>	<b>18-3.0</b>	<b>11-0</b>	<b>24</b>	<b>9</b>	<b>0</b>	<b>5</b>	<b>38-6.3</b>



# 2 REECE BEEKMAN

Guard • 6-3 • 174

Freshman

Baton Rouge, La. • Scotlandville Magnet

## 2020-21 HIGHLIGHTS

- Played 24 games, starting 19
- Averaging 4.7 ppg, 2.9 rpg and 3.0 apg
- Shooting 37.9 percent from the field, 25.7 percent from 3-point range and 75.8 percent free throws
- Ranks second in the ACC in assist/turnover ratio (2.48)
- Leads team with 29 steals with multiple steals in nine games, including career-high five vs. Wake Forest (1/6/21)
- Made collegiate debut against Towson (11/25/20)
- Scored 11 points vs. San Francisco (11/27/20)
- Made first career start and tallied four assists and three steals vs. Saint Francis (12/1/20)
- Scored six points with four assists vs. William & Mary (12/22/20)
- Recorded career-highs in points (12) and steals (5) vs. Wake Forest (1/6/21)
- Scored seven points with three steals, three assists and four rebounds vs. Notre Dame (1/13/21)
- Had eight points with career highs in rebounds (5) and assists (6) at Clemson (1/16/21)
- Scored 10 points with five rebounds and five assists vs. Syracuse (1/25/21)
- Had eight points, five rebounds and two blocks at NC State (2/3/21)
- Tallied seven points and matched career highs in rebounds (5) and blocks (2) at Georgia Tech (2/10/21)
- Recorded career highs in rebounds (8) and assists (7) vs. North Carolina (2/13/21)
- Scored six points with four assists and no turnovers at Louisville (3/6/21)
- Hit the game-winning three vs. Syracuse in the ACC quarterfinals (3/11/21)

## 2020-21 GAME-BY-GAME

Opponent	GP-GS	FG	3FG	FT	O-D	Reb	A	TO	Blk	Stl	PF	Min	Pts
Towson	1-0	1-3	1-1	0-0	0-2	2	2	0	0	2	1	20	3
San Francisco	2-0	5-6	1-1	0-0	0-4	4	0	0	1	0	4	27	11
Saint Francis	3-1	1-3	0-1	0-0	0-2	2	4	0	0	3	0	22	2
Kent State	4-2	2-4	0-2	0-0	0-3	3	0	2	0	2	2	31	4
William & Mary	5-2	3-6	0-1	0-0	0-2	2	4	0	0	1	0	11	6
Gonzaga	6-3	1-2	1-1	0-2	0-2	2	4	3	0	0	2	29	3
Notre Dame	7-3	0-2	0-1	0-0	0-1	1	0	1	0	1	1	13	0
Wake Forest	8-4	4-8	1-3	3-4	0-1	1	3	2	0	5	0	37	12
Boston College	9-5	0-4	0-2	4-4	0-3	3	3	0	0	0	1	37	4
Notre Dame	10-6	2-5	1-2	2-2	1-3	4	3	2	0	3	4	36	7
Clemson	11-7	4-7	0-1	0-0	1-4	5	6	1	0	2	0	29	8
Georgia Tech	12-8	2-5	0-0	2-2	0-5	5	3	1	1	1	2	39	6
Syracuse	13-9	2-3	1-1	5-6	1-4	5	5	2	0	2	1	34	10
Virginia Tech	14-10	0-5	0-3	1-2	0-1	1	3	1	0	0	1	33	1
NC State	15-11	2-3	0-0	4-5	0-5	5	1	3	2	0	0	37	8
Pitt	16-12	1-4	1-2	1-2	0-0	0	2	0	0	2	3	27	4
Georgia Tech	17-13	3-7	1-3	0-0	0-5	5	2	4	2	0	1	24	7
North Carolina	18-14	0-3	0-1	1-2	0-8	8	7	1	1	1	2	32	1
Florida State	19-15	0-4	0-1	0-0	0-2	2	3	0	1	0	1	30	0
Duke	20-16	0-1	0-1	0-0	0-1	1	2	2	0	1	3	20	0
NC State	21-17	1-5	0-2	0-0	0-2	2	3	2	0	1	2	30	2
Miami	22-17	2-3	0-0	0-0	0-0	0	4	0	0	0	1	28	4
Louisville	23-18	2-4	0-1	2-2	0-3	3	4	0	0	0	2	37	6
Syracuse	24-19	1-6	1-4	0-0	1-2	3	4	2	0	2	3	31	3

## CAREER/SEASON HIGHS

Points	12 vs. Wake Forest (1/6/21)
FGs	5 vs. San Francisco (11/27/20)
3FGs	1, 7x - last vs. Syracuse (3/11/21)
FTs	5 vs. Syracuse (1/25/21)
Rebounds	8 vs. North Carolina (2/13/21)
Assists	7 vs. North Carolina (2/13/21)
Turnovers	4 at Georgia Tech (2/10/21)
Blocks	2, 2x - last at Georgia Tech (2/10/21)
Steals	5 vs. Wake Forest (1/6/21)
Minutes	39 vs. Georgia Tech (1/23/21)

## CAREER STATISTICS

Year	G-GS	Min-Avg.	FG-FGA	Pct.	3FG-3FGA	Pct.	FT-FTA	Pct.	Off-Def.	Reb-Avg.	PF-DQ	Ast	TO	Blk	Stl	Pts-Avg
2020-21	24-19	694-28.9	39-103	.379	9-35	.257	25-33	.758	4-65	69-2.9	37-0	72	29	8	29	112-4.7
<b>TOTAL</b>	<b>24-19</b>	<b>694-28.9</b>	<b>39-103</b>	<b>.379</b>	<b>9-35</b>	<b>.257</b>	<b>25-33</b>	<b>.758</b>	<b>4-65</b>	<b>69-2.9</b>	<b>37-0</b>	<b>72</b>	<b>29</b>	<b>8</b>	<b>29</b>	<b>112-4.7</b>

## CAREER ACC STATISTICS

Year	G-GS	Min-Avg.	FG-FGA	Pct.	3FG-3FGA	Pct.	FT-FTA	Pct.	Off-Def.	Reb-Avg.	PF-DQ	Ast	TO	Blk	Stl	Pts-Avg
2020-21	17-15	523-30.8	25-73	.342	5-24	.208	25-31	.806	3-48	51-3.0	25-0	54	22	7	19	80-4.7
<b>TOTAL</b>	<b>17-15</b>	<b>523-30.8</b>	<b>25-73</b>	<b>.342</b>	<b>5-24</b>	<b>.208</b>	<b>25-31</b>	<b>.806</b>	<b>3-48</b>	<b>51-3.0</b>	<b>25-0</b>	<b>54</b>	<b>22</b>	<b>7</b>	<b>19</b>	<b>80-4.7</b>



# 4 JUSTIN MCKOY

**Forward • 6-8 • 221**  
**Sophomore**  
**Cary, N.C. • Panther Creek**

## 2020-21 HIGHLIGHTS

- Played 19 games, starting four
- All-ACC Academic Team
- Shooting 48.3 percent from the field and 80 percent free throws
- Scored career-high 11 points and career-best six rebounds against San Francisco (11/27/20)
- Picked up career-high two steals vs. Saint Francis (12/1/20)
- Had five points vs. Gonzaga (12/26/20)
- Scored six points and matched career high with six rebounds at Notre Dame (12/30/20)
- Had six points and five rebounds off the bench vs. Wake Forest (1/6/21)
- Scored five points in six minutes at Florida State (2/15/21)
- Tallied four points and three rebounds vs. NC State (2/24/21)
- Had eight points, six rebounds and two steals vs. Miami (3/1/21)
- Scored four points and matched season-high with six rebounds at Louisville (3/6/21)
- Grabbed six rebounds vs. Syracuse in ACC quarterfinal (3/11/21)

## 2020-21 GAME-BY-GAME

Opponent	GP-GS	FG	3FG	FT	O-D	Reb	A	TO	Blk	Stl	PF	Min	Pts
Towson	1-1	1-4	0-0	0-0	0-5	5	3	0	0	0	0	22	2
San Francisco	2-2	4-8	1-2	2-2	0-6	6	1	1	0	0	1	18	11
Saint Francis	3-3	2-3	0-0	3-3	1-1	2	1	2	0	2	1	19	7
Kent State	4-4	0-1	0-0	0-0	0-2	2	1	1	0	0	2	11	0
William & Mary	5-4	1-3	0-2	1-2	0-1	1	1	0	0	0	1	7	3
Gonzaga	6-4	1-2	1-2	2-2	0-2	2	0	0	0	0	0	8	5
Notre Dame	7-4	3-5	0-1	0-0	3-3	6	1	0	0	0	4	10	6
Wake Forest	8-4	3-4	0-0	0-0	2-3	5	0	0	0	0	2	14	6
Boston College	9-4	1-5	0-0	0-0	1-3	4	0	0	0	0	2	9	2
Notre Dame	DNP												
Clemson	10-4	0-2	0-0	0-0	1-0	1	0	0	0	0	0	5	0
Georgia Tech	DNP												
Syracuse	11-4	0-0	0-0	0-0	0-0	0	0	0	0	0	0	2	0
Virginia Tech	12-4	1-1	0-0	0-0	0-2	2	0	0	0	0	1	4	2
NC State	13-4	0-0	0-0	0-0	0-1	1	0	0	0	0	0	2	0
Pltt	DNP												
Georgia Tech	DNP												
North Carolina	DNP												
Florida State	14-4	2-4	1-1	0-0	2-0	2	0	0	0	0	0	6	5
Duke	15-4	0-0	0-0	0-0	0-2	2	0	2	0	0	2	8	0
NC State	16-4	2-3	0-0	0-0	3-0	3	1	0	0	0	1	16	4
Miami	17-4	4-8	0-1	0-1	1-5	6	0	1	0	2	0	21	8
Louisville	18-4	2-4	0-0	0-0	2-4	6	0	0	0	0	0	19	4
Syracuse	19-4	1-1	0-0	0-0	1-5	6	1	3	0	0	1	12	2

## CAREER HIGHS

Points	11 vs. San Francisco (11/27/20)
FGs	4, 2x - last vs. Miami (3/1/21)
3FGs	1, 2x - last vs. Gonzaga (12/26/20)
FTs	3 vs. Saint Francis (12/1/20)
Rebounds	6, 3x - last vs. Miami (3/1/21)
Assists	3 vs. Towson (11/25/20)
Turnovers	2 vs. Saint Francis (12/1/20)
Blocks	1 vs. Vermont (11/19/19)
Steals	2, 2x - last vs. Miami (3/1/21)
Minutes	22 vs. Towson (11/25/20)

## SEASON HIGHS

Points	11 vs. San Francisco (11/27/20)
FGs	4, 2x - last vs. Miami (3/1/21)
3FGs	1, 3x - last at Florida State (2/15/21)
FTs	3 vs. Saint Francis (12/1/20)
Rebounds	6, 5x - last vs. Syracuse (3/11/21)
Assists	3 vs. Towson (11/25/20)
Turnovers	2 vs. Saint Francis (12/1/20)
Blocks	1 vs. Vermont (11/19/19)
Steals	2, 2x - last vs. Miami (3/1/21)
Minutes	22 vs. Towson (11/25/20)

## CAREER STATISTICS

Year	G-GS	Min-Avg.	FG-FGA	Pct.	3FG-3FGA	Pct.	FT-FTA	Pct.	Off-Def.	Reb-Avg.	PF-DQ	Ast	TO	Blk	Stl	Pts-Avg
2019-20	14-0	103-7.4	5-13	.385	0-0	.000	4-6	.667	5-10	15-1.1	11-0	1	3	1	1	14-1.0
2020-21	19-4	213-11.2	28-58	.483	3-9	.333	8-10	.800	17-45	62-3.3	18-0	10	10	0	4	67-3.5
<b>TOTAL</b>	<b>33-4</b>	<b>316-9.6</b>	<b>33-71</b>	<b>.465</b>	<b>3-9</b>	<b>.333</b>	<b>12-16</b>	<b>.750</b>	<b>22-55</b>	<b>77-2.3</b>	<b>29-0</b>	<b>11</b>	<b>13</b>	<b>1</b>	<b>5</b>	<b>81-2.5</b>

## CAREER ACC STATISTICS

Year	G-GS	Min-Avg.	FG-FGA	Pct.	3FG-3FGA	Pct.	FT-FTA	Pct.	Off-Def.	Reb-Avg.	PF-DQ	Ast	TO	Blk	Stl	Pts-Avg
2019-20	6-0	39-6.5	0-1	.000	0-0	.000	4-6	.667	4-3	7-1.2	6-0	1	1	0	1	4-0.7
2020-21	12-0	116-9.7	18-36	.500	1-3	.333	0-1	.000	15-23	38-3.2	12-0	2	3	0	2	37-3.1
<b>TOTAL</b>	<b>18-0</b>	<b>155-8.6</b>	<b>18-37</b>	<b>.486</b>	<b>1-3</b>	<b>.333</b>	<b>4-7</b>	<b>.571</b>	<b>19-26</b>	<b>45-2.5</b>	<b>18-0</b>	<b>3</b>	<b>4</b>	<b>0</b>	<b>3</b>	<b>41-2.3</b>



# 10 SAM HAUSER

**Forward • 6-8 • 218**  
**Redshirt Senior**  
**Stevens Point, Wis. • SPASH/Marquette**

## 2020-21 HIGHLIGHTS

- Started all 24 games
- Named to the USBWA All-District 3 team
- Earned NABC All-District 2 second-team honors
- Julius Erving Award Finalist
- All-ACC First Team
- All-ACC Academic Team
- Wooden Midseason Watch List
- Naismith, Wooden and NABC National Player of the Watch List
- All-ACC Preseason First Team
- Named ACC Player of the Week (Feb. 8)
- Leads ACC in 3-point field goal percentage (.434), second in 3-pointers made (62), fifth in field goal percentage (.518), seventh in scoring (16.0) and 13th in rebounding (6.7)
- Averaging 16.0 ppg, 6.7 rpg, 1.75 apg
- Shooting 51.8 percent from the field, 43.4 percent from 3-point range and 88.1 percent free throws
- Reached double-figures in 22 of 24 games, including six 20-point efforts, with a season-high 24 points at Louisville (3/6/21)
- Had first double-double (13 points, 10 rebounds) as a Cavalier and added four assists at Notre Dame (12/30/20)
- Recorded second-straight double-double with team-high 16 points and 11 rebounds vs. Wake Forest (1/6/21)
- Had third consecutive double-double with 17 points and 10 rebounds at Boston College (1/9/21)
- Scored 22 points with four 3-pointers and had team-high six rebounds vs. Georgia Tech (1/23/21)
- Matched career high with seven 3-pointers for 21 points vs. Syracuse (1/25/21)
- Had season-high 23 points, going 8-for-9 from the floor, and added six rebounds vs. Pitt (2/6/21)
- Had 21 points, making five 5-pointers, vs. NC State (2/24/21)
- Finished with 18 points, six rebounds and two blocks vs. Miami (3/1/21)
- Scored season-high 24 points with eight rebounds and two blocks at Louisville (3/6/21)
- Led team with 21 points and had five rebounds vs. Syracuse in ACC quarterfinals (3/11/21)

## 2020-21 GAME-BY-GAME

Opponent	GP-GS	FG	3FG	FT	O-D	Reb	A	TO	Blk	Stl	PF	Min	Pts
Towson	1-1	7-9	3-3	2-2	4-4	8	3	2	0	0	0	26	19
San Francisco	2-2	5-11	0-3	0-0	0-6	6	0	3	1	0	1	34	10
Saint Francis	3-3	5-7	1-3	0-0	0-6	6	0	0	0	0	1	18	11
Kent State	4-4	7-14	3-7	1-2	2-5	7	4	2	1	0	1	41	18
William & Mary	5-5	3-7	3-7	0-0	1-2	3	2	1	0	0	0	35	9
Gonzaga	6-6	3-11	0-4	4-4	1-4	5	1	1	0	1	1	33	10
Notre Dame	7-7	5-13	3-8	0-0	2-8	10	4	1	0	0	1	38	13
Wake Forest	8-8	7-13	1-6	1-2	1-10	11	3	0	0	1	0	35	16
Boston College	9-9	7-16	2-6	1-2	2-8	10	1	2	0	2	2	36	17
Notre Dame	10-10	6-13	1-4	2-2	0-9	9	1	0	0	0	2	36	15
Clemson	11-11	5-7	4-5	0-0	0-8	8	2	2	1	1	0	29	14
Georgia Tech	12-12	9-12	4-5	0-1	0-6	6	0	2	1	1	1	35	22
Syracuse	13-13	7-16	7-13	0-0	1-6	7	3	1	1	1	3	38	21
Virginia Tech	14-14	4-10	2-7	0-0	2-3	5	1	0	0	1	3	34	10
NC State	15-15	5-11	2-6	6-6	2-3	5	1	1	0	0	2	38	18
Pitt	16-16	8-9	3-4	4-4	0-6	6	1	1	0	0	2	38	23
Georgia Tech	17-17	4-7	0-1	0-0	0-10	10	5	1	0	1	1	40	8
North Carolina	18-18	5-14	4-6	3-4	2-3	5	2	1	0	1	1	36	17
Florida State	19-19	3-7	2-5	3-3	0-5	5	0	2	0	1	3	30	11
Duke	20-20	7-11	3-5	2-2	1-7	8	3	1	0	1	1	36	19
NC State	21-21	7-16	5-11	2-2	0-2	2	0	0	0	0	3	37	21
Miami	22-22	7-13	4-9	0-0	0-6	6	1	0	2	1	1	32	18
Louisville	23-23	9-14	2-5	4-4	0-8	8	1	1	2	0	4	30	24
Syracuse	24-24	8-15	3-10	2-2	0-5	5	3	1	1	0	3	36	21

## CAREER HIGHS

Points	31 at Georgetown (1/15/19)*
FGs	11 at Butler (1/12/18)*
3FGs	7, 3x - last vs. Syracuse (1/25/21)
FTs	7 at Georgetown (1/15/19)*
Rebounds	14 vs. Wisconsin (12/8/18)*
Assists	8 vs. Xavier (12/27/17)*
Turnovers	4, 2x - last vs. VCU (11/20/17)*
Blocks	3, 2x - last vs. Xavier (2/18/17)*
Steals	4, 2x - last vs. Georgetown (3/9/19)*
Minutes	42, 2x - last at Creighton (1/9/19)*

\*at Marquette

## SEASON HIGHS

Points	24 at Louisville (3/6/21)
FGs	9, 2x - last at Louisville (3/6/21)
3FGs	7 vs. Syracuse (1/25/21)
FTs	6 at NC State (2/3/21)
Rebounds	11 vs. Wake Forest (1/6/21)
Assists	5 at Georgia Tech (2/10/21)
Turnovers	3 vs. San Francisco (11/27/20)
Blocks	2, 2x - last at Louisville (3/6/21)
Steals	2 at Boston College (1/9/21)
Minutes	41 vs. Kent State (12/4/20)

## CAREER STATISTICS

Year	G-GS	Min-Avg.	FG-FGA	Pct.	3FG-3FGA	Pct.	FT-FTA	Pct.	Off-Def.	Reb-Avg.	PF-DQ	Ast	TO	Blk	Stl	Pts-Avg
2016-17	32-28	847-26.5	97-205	.473	63-139	.453	24-29	.828	29-130	159-5.0	80-4	42	22	19	25	281-8.8
2017-18	35-35	1141-32.6	174-349	.499	95-195	.487	51-61	.836	35-165	200-5.7	73-1	100	42	16	35	494-14.1
2018-19	34-34	1137-33.4	173-377	.459	88-219	.402	73-79	.924	35-210	245-7.2	70-1	82	46	18	22	507-14.9
2020-21	24-24	821-34.2	143-276	.518	62-143	.434	37-42	.881	21-140	161-6.7	37-0	42	26	10	13	385-16.0
<b>TOTAL</b>	<b>125-121</b>	<b>3946-31.6</b>	<b>586-1207</b>	<b>.486</b>	<b>308-696</b>	<b>.443</b>	<b>185-211</b>	<b>.877</b>	<b>120-645</b>	<b>765-6.1</b>	<b>260-6</b>	<b>266</b>	<b>136</b>	<b>63</b>	<b>95</b>	<b>1667-13.3</b>

## CAREER ACC STATISTICS

Year	G-GS	Min-Avg.	FG-FGA	Pct.	3FG-3FGA	Pct.	FT-FTA	Pct.	Off-Def.	Reb-Avg.	PF-DQ	Ast	TO	Blk	Stl	Pts-Avg
2020-21	17-17	598-35.2	105-202	.520	49-106	.462	28-32	.875	13-108	121-7.1	30-0	29	16	7	12	287-16.9
<b>TOTAL</b>	<b>17-17</b>	<b>598-35.2</b>	<b>105-202</b>	<b>.520</b>	<b>49-106</b>	<b>.462</b>	<b>28-32</b>	<b>.875</b>	<b>13-108</b>	<b>121-7.1</b>	<b>30-0</b>	<b>29</b>	<b>16</b>	<b>7</b>	<b>12</b>	<b>287-16.9</b>

## CAREER NCAA TOURNAMENT STATISTICS (\*at Marquette)

Year	G-GS	Min-Avg.	FG-FGA	Pct.	3FG-3FGA	Pct.	FT-FTA	Pct.	Off-Def.	Reb-Avg.	PF-DQ	Ast	TO	Blk	Stl	Pts-Avg
2017*	1-1	32-32.0	4-7	.571	2-4	.500	2-2	1.000	2-2	4-4.0	4-0	0	0	0	0	12-12.0
2019*	1-1	37-37.0	6-17	.353	3-7	.429	1-1	1.000	0-10	10-10.0	2-0	1	0	1	1	16-16.0
<b>TOTAL</b>	<b>2-2</b>	<b>69-34.5</b>	<b>10-24</b>	<b>.417</b>	<b>5-11</b>	<b>.456</b>	<b>3-3</b>	<b>1.000</b>	<b>2-12</b>	<b>14-7.0</b>	<b>6-0</b>	<b>1</b>	<b>0</b>	<b>1</b>	<b>1</b>	<b>28-14.0</b>



# 13 CASEY MORSELL

Guard • 6-3 • 195

Sophomore

Fort Washington, Md. • St. John's College

## 2020-21 HIGHLIGHTS

- Played 22 games, starting three
- Shooting 38.6 percent from the field, 25 percent from 3-point range and 63.6 percent free throws
- Scored five points in season-opener vs. Towson (11/25/20)
- Had seven points vs. Saint Francis (12/1/20)
- Scored six points with one block and one steal vs. William & Mary (12/22/20)
- Had eight points vs. Gonzaga (12/26/20)
- Scored six points with two steals in a season-high 27 minutes at Notre Dame (12/30/20)
- Scored season-high 15 points, going 3-of-3 from 3-point range, with four rebounds vs. Notre Dame (1/13/21)
- Had nine points and matched season-high with four rebounds in season-high 28 minutes vs. Georgia Tech (1/23/21)
- Scored seven points in seven minutes vs. Syracuse (1/25/21)
- Had seven points with two assists at Duke (2/20/21)

## 2020-21 GAME-BY-GAME

Opponent	GP-GS	FG	3FG	FT	O-D	Reb	A	TO	Blk	Stl	PF	Min	Pts
Towson	1-1	2-6	1-3	0-0	2-2	4	2	0	0	2	1	18	5
San Francisco	2-2	2-5	0-0	0-0	1-0	1	0	1	1	0	0	13	4
Saint Francis	3-2	3-6	1-3	0-0	0-0	0	2	1	0	0	1	15	7
Kent State	4-2	1-2	0-0	2-2	0-0	0	1	0	0	0	1	11	4
William & Mary	5-2	3-6	0-2	0-0	0-2	2	0	1	1	1	0	14	6
Gonzaga	6-2	3-6	0-3	2-2	0-1	1	0	2	0	0	2	18	8
Notre Dame	7-3	2-9	1-3	1-2	0-2	2	1	0	1	2	3	27	6
Wake Forest	DNP												
Boston College	DNP												
Notre Dame	8-3	6-7	3-3	0-0	0-4	4	0	0	0	0	2	24	15
Clemson	9-3	2-5	1-3	0-0	1-0	1	0	0	0	0	0	22	5
Georgia Tech	10-3	4-8	1-3	0-0	0-4	4	1	0	0	0	2	28	9
Syracuse	11-3	3-5	1-3	0-0	0-2	2	0	1	0	0	0	7	7
Virginia Tech	12-3	2-7	0-4	0-0	0-1	1	2	0	0	1	1	25	4
NC State	13-3	0-3	0-0	0-0	0-0	0	1	2	0	1	1	12	0
Pitt	14-3	0-2	0-1	0-0	0-0	0	0	1	0	0	0	10	0
Georgia Tech	15-3	0-1	0-1	0-0	0-0	0	0	1	0	0	0	2	0
North Carolina	16-3	1-3	0-0	0-0	0-1	1	0	0	0	0	2	8	2
Florida State	17-3	1-3	0-1	1-2	1-1	2	2	1	0	0	3	12	3
Duke	18-3	3-8	0-0	1-3	0-2	2	2	1	1	0	2	26	7
NC State	19-3	0-3	0-1	0-0	0-1	1	0	0	0	1	0	11	0
Miami	20-3	1-4	0-1	0-0	0-0	0	0	0	1	0	0	15	2
Louisville	21-3	0-2	0-1	0-0	0-0	0	0	0	0	0	0	3	0
Syracuse	22-3	0-0	0-0	0-0	0-0	0	0	0	0	0	0	4	0

## CAREER HIGHS

Points	19 vs. Arizona St. (11/24/19)
FGs	7 vs. Arizona St. (11/24/19)
3FGs	3 vs. Notre Dame (1/13/21)
FTs	4 vs. Arizona St. (11/24/19)
Rebounds	6 vs. UMass (11/23/19)
Assists	3 vs. UMass (11/23/19)
Turnovers	3 at Purdue (12/4/19)
Blocks	1, 4x - last at Notre Dame (12/30/20)
Steals	3 at North Carolina (2/15/20)
Minutes	38, 2x - last vs. Arizona St. (11/24/19)

## SEASON HIGHS

Points	15 vs. Notre Dame (1/13/21)
FGs	6 vs. Notre Dame (1/13/21)
3FGs	3 vs. Notre Dame (1/13/21)
FTs	2, 2x - last vs. Gonzaga (12/26/20)
Rebounds	4, 3x - last vs. Georgia Tech (1/23/21)
Assists	2, 5x - last at Duke (2/20/21)
Turnovers	2 vs. Gonzaga (12/26/20)
Blocks	1, 5x - last vs. Miami (3/1/21)
Steals	2, 2x - last at Notre Dame (12/30/20)
Minutes	28 vs. Georgia Tech (1/23/21)

## CAREER STATISTICS

Year	G-GS	Min-Avg.	FG-FGA	Pct.	3FG-3FGA	Pct.	FT-FTA	Pct.	Off-Def.	Reb-Avg.	PF-DQ	Ast	TO	Blk	Stl	Pts-Avg
2019-20	30-13	654-21.8	46-166	.277	15-85	.176	12-14	.857	8-43	51-1.7	49-0	22	26	5	18	119-4.0
2020-21	22-3	325-14.8	39-101	.386	9-36	.250	7-11	.636	5-23	28-1.3	21-0	14	12	5	8	94-4.3
<b>TOTAL</b>	<b>52-16</b>	<b>979-18.8</b>	<b>85-267</b>	<b>.318</b>	<b>24-121</b>	<b>.198</b>	<b>19-25</b>	<b>.760</b>	<b>13-66</b>	<b>79-1.5</b>	<b>70-0</b>	<b>36</b>	<b>38</b>	<b>10</b>	<b>26</b>	<b>213-4.1</b>

## CAREER ACC STATISTICS

Year	G-GS	Min-Avg.	FG-FGA	Pct.	3FG-3FGA	Pct.	FT-FTA	Pct.	Off-Def.	Reb-Avg.	PF-DQ	Ast	TO	Blk	Stl	Pts-Avg
2019-20	20-6	366-18.3	25-86	.291	9-42	.214	3-3	1.000	5-24	29-1.5	29-0	10	12	4	11	62-3.1
2020-21	15-1	232-15.5	25-70	.357	7-25	.280	3-7	.429	2-18	20-1.3	16-0	9	7	3	5	60-4.0
<b>TOTAL</b>	<b>35-7</b>	<b>598-17.1</b>	<b>50-156</b>	<b>.321</b>	<b>16-67</b>	<b>.239</b>	<b>6-10</b>	<b>.600</b>	<b>7-42</b>	<b>49-1.4</b>	<b>45-0</b>	<b>19</b>	<b>19</b>	<b>7</b>	<b>16</b>	<b>122-3.5</b>



# 21 KADIN SHEDRICK

**Forward • 6-11 • 216**  
**Redshirt Freshman**  
**Raleigh, N.C. • Holly Springs**

## 2020-21 HIGHLIGHTS

- Played 11 games
- Had two blocks in collegiate debut vs. Towson (11/25/20)
- Scored career-high 12 points with career-best eight rebounds vs. Saint Francis (12/1/20)
- Had 10 points and team-high seven rebounds vs. William & Mary (12/22/20)
- Grabbed four rebounds and had two assists vs. Gonzaga (12/26/20)
- Missed eight games due to illness

## 2020-21 GAME-BY-GAME

Opponent	GP-GS	FG	3FG	FT	O-D	Reb	A	TO	Blk	Stl	PF	Min	Pts
Towson	1-0	1-2	0-0	0-0	0-0	0	1	0	2	1	1	10	2
San Francisco	2-0	0-3	0-1	0-0	1-2	3	0	0	1	0	1	8	0
Saint Francis	3-0	5-6	0-0	2-2	4-4	8	0	2	0	0	3	18	12
Kent State	4-0	0-0	0-0	0-2	0-0	0	0	1	0	0	1	6	0
William & Mary	5-0	3-6	0-0	4-5	5-2	7	0	2	1	0	1	16	10
Gonzaga	6-0	0-1	0-0	0-0	2-2	4	2	0	0	1	2	10	0
Notre Dame	7-0	1-1	0-0	0-0	0-1	1	0	1	0	0	0	4	2
Wake Forest	8-0	1-2	0-0	0-0	0-0	0	0	0	0	0	0	3	2
Boston College	DNP												
Notre Dame	DNP												
Clemson	DNP												
Georgia Tech	DNP												
Syracuse	DNP												
Virginia Tech	DNP												
NC State	DNP												
Pitt	DNP												
Georgia Tech	9-0	0-0	0-0	0-0	0-0	0	0	0	0	0	0	2	0
North Carolina	10-0	0-0	0-0	0-0	0-0	0	0	0	0	0	3	6	0
Florida State	11-0	0-0	0-0	0-0	0-1	1	0	0	0	0	2	5	0
Duke	DNP												
NC State	DNP												
Miami	DNP												
Louisville	DNP												
Syracuse	DNP												

## CAREER/SEASON HIGHS

Points	12 vs. Saint Francis (12/1/20)
FGs	5 vs. Saint Francis (12/1/20)
3FGs	-
FTs	4 vs. William & Mary (12/22/20)
Rebounds	8 vs. Saint Francis (12/1/20)
Assists	2 vs. Gonzaga (12/26/20)
Turnovers	2, 2x - last vs. William & Mary (12/22/20)
Blocks	2 vs. Towson (11/25/20)
Steals	1, 2x - last vs. Gonzaga (12/26/20)
Minutes	18 vs. Saint Francis (12/1/20)

## CAREER STATISTICS

Year	G-GS	Min-Avg.	FG-FGA	Pct.	3FG-3FGA	Pct.	FT-FTA	Pct.	Off-Def.	Reb-Avg.	PF-DQ	Ast	TO	Blk	Stl	Pts-Avg
2020-21	11-0	88-8.0	11-21	.524	0-1	.000	6-9	.667	12-12	24-2.2	14-0	3	6	4	2	28-2.5
<b>TOTAL</b>	<b>11-0</b>	<b>88-8.0</b>	<b>11-21</b>	<b>.524</b>	<b>0-1</b>	<b>.000</b>	<b>6-9</b>	<b>.667</b>	<b>12-12</b>	<b>24-2.2</b>	<b>14-0</b>	<b>3</b>	<b>6</b>	<b>4</b>	<b>2</b>	<b>28-2.5</b>

## CAREER ACC STATISTICS

Year	G-GS	Min-Avg.	FG-FGA	Pct.	3FG-3FGA	Pct.	FT-FTA	Pct.	Off-Def.	Reb-Avg.	PF-DQ	Ast	TO	Blk	Stl	Pts-Avg
2020-21	5-0	20-4.0	2-3	.667	0-0	.000	0-0	.000	0-2	2-0.4	5-0	0	1	0	0	4-0.8
<b>TOTAL</b>	<b>5-0</b>	<b>20-4.0</b>	<b>2-3</b>	<b>.667</b>	<b>0-0</b>	<b>.000</b>	<b>0-0</b>	<b>.000</b>	<b>0-2</b>	<b>2-0.4</b>	<b>5-0</b>	<b>0</b>	<b>1</b>	<b>0</b>	<b>0</b>	<b>4-0.8</b>



# 22 FRANCISCO CAFFARO

Center • 7-0 • 244  
Redshirt Sophomore  
El Trebo, Santa Fe, Argentina • NBA Global Academy

## 2020-21 HIGHLIGHTS

- Played 16 games
- Played three minutes vs. Towson (11/25/20) and six minutes vs. Saint Francis (12/1/20)
- Scored two points with two rebounds vs. William & Mary (12/22/20)
- Had an assist vs. Gonzaga (12/26/20)
- Scored three points with one rebound and one assist vs. Notre Dame (1/13/21)
- Played in season-high 13 minutes at Clemson (1/16/21)
- Scored season-high four points with three rebounds vs. Georgia Tech (1/23/21)
- Grabbed two rebounds in three minutes vs. North Carolina (2/13/21)
- Had four points and three rebounds vs. Miami (3/1/21)

## 2020-21 GAME-BY-GAME

Opponent	GP-GS	FG	3FG	FT	O-D	Reb	A	TO	Blk	Stl	PF	Min	Pts
Towson	1-0	0-0	0-0	0-0	0-1	1	0	0	0	0	3	0	
San Francisco	DNP												
Saint Francis	2-0	0-1	0-0	0-0	0-0	0	0	0	0	2	6	0	
Kent State	DNP												
William & Mary	3-0	0-0	0-0	2-2	1-1	2	0	0	0	1	4	2	
Gonzaga	4-0	0-0	0-0	0-0	0-0	0	1	0	0	0	5	0	
Notre Dame	DNP												
Wake Forest	DNP												
Boston College	5-0	0-0	0-0	0-0	0-0	0	0	0	0	1	3	0	
Notre Dame	6-0	1-2	0-0	1-1	1-0	1	1	0	0	0	12	3	
Clemson	7-0	1-1	0-0	0-0	2-0	2	0	3	0	0	4	13	2
Georgia Tech	8-0	1-1	0-0	2-2	2-1	3	0	0	0	0	9	4	
Syracuse	9-0	1-2	0-0	0-1	1-1	2	0	0	0	0	8	2	
Virginia Tech	10-0	0-0	0-0	0-0	0-2	2	0	2	0	0	3	5	0
NC State	11-0	0-0	0-0	0-0	0-0	0	0	0	0	0	5	0	
Pitt	12-0	0-0	0-0	0-0	0-1	1	0	1	0	0	2	7	0
Georgia Tech	DNP												
North Carolina	13-0	0-0	0-0	1-2	1-1	2	0	0	0	1	3	1	
Florida State	DNP												
Duke	14-0	0-0	0-0	0-0	0-0	0	0	0	0	0	2	0	
NC State	15-0	1-3	0-0	0-0	0-1	1	0	0	1	0	15	2	
Miami	16-0	1-2	0-0	2-2	1-2	3	0	0	0	0	8	4	
Louisville	DNP												
Syracuse	DNP												

## CAREER HIGHS

Points	10 vs. North Carolina (12/8/19)
FGs	4 vs. North Carolina (12/8/19)
3FGs	-
FTs	2, 4x - last vs. Georgia Tech (1/23/21)
Rebounds	7 vs. North Carolina (12/8/19)
Assists	1, 2x - last vs. Notre Dame (1/13/21)
Turnovers	3 at Clemson (1/16/21)
Blocks	1, 4x - last vs. NC State (2/24/21)
Steals	1, 2x - last vs. Maine (11/27/19)
Minutes	21 vs. North Carolina (12/8/19)

## SEASON HIGHS

Points	4, 2x - last vs. Miami (3/1/21)
FGs	1, 4x - last vs. Miami (3/1/21)
3FGs	-
FTs	2, 3x - last vs. Miami (3/1/21)
Rebounds	3, 2x - last vs. Miami (3/1/21)
Assists	1, 2x - last vs. Notre Dame (1/13/21)
Turnovers	3 at Clemson (1/16/21)
Blocks	1 vs. NC State (2/24/21)
Steals	-
Minutes	13 at Clemson (1/16/21)

## CAREER STATISTICS

Year	G-GS	Min-Avg.	FG-FGA	Pct.	3FG-3FGA	Pct.	FT-FTA	Pct.	Off-Def.	Reb-Avg.	PF-DQ	Ast	TO	Blk	Stl	Pts-Avg
2019-20	20-2	152-7.6	9-17	.529	0-0	.000	10-15	.667	10-14	24-1.2	24-0	0	9	5	2	28-1.4
2020-21	16-0	108-6.8	6-12	.500	0-0	.000	8-10	.800	9-11	20-1.3	15-0	2	6	1	0	20-1.3
<b>TOTAL</b>	<b>36-2</b>	<b>260-7.2</b>	<b>15-29</b>	<b>.517</b>	<b>0-0</b>	<b>.000</b>	<b>18-25</b>	<b>.720</b>	<b>19-25</b>	<b>44-1.2</b>	<b>39-0</b>	<b>2</b>	<b>15</b>	<b>6</b>	<b>2</b>	<b>48-1.3</b>

## CAREER ACC STATISTICS

Year	G-GS	Min-Avg.	FG-FGA	Pct.	3FG-3FGA	Pct.	FT-FTA	Pct.	Off-Def.	Reb-Avg.	PF-DQ	Ast	TO	Blk	Stl	Pts-Avg
2019-20	14-0	105-7.5	8-14	.571	0-0	.000	9-13	.692	6-12	18-1.3	17-0	0	4	4	0	25-1.8
2020-21	12-0	90-7.5	6-11	.545	0-0	.000	6-8	.750	8-9	17-1.4	12-0	1	6	1	0	18-1.5
<b>TOTAL</b>	<b>26-0</b>	<b>195-7.5</b>	<b>14-25</b>	<b>.560</b>	<b>0-0</b>	<b>.000</b>	<b>15-21</b>	<b>.714</b>	<b>14-21</b>	<b>35-1.3</b>	<b>29-0</b>	<b>1</b>	<b>10</b>	<b>5</b>	<b>0</b>	<b>43-1.7</b>



# 23 KODY STATTMANN

Guard • 6-7 • 200

Junior

Cairns, Australia • St. Augustine's College

## 2020-21 HIGHLIGHTS

- Played four games
- Sidelined for 15 games due to non-COVID-19 related cardiac issue
- Scored eight points in 12 minutes vs. Towson (11/25/20)
- Dished out two assists vs. Saint Francis (12/1/20)
- Returned to lineup, recording one block at Florida State (2/15/21)

## 2020-21 GAME-BY-GAME

Opponent	GP-GS	FG	3FG	FT	O-D	Reb	A	TO	Blk	Stl	PF	Min	Pts
Towson	1-0	4-5	0-1	0-0	0-2	2	0	0	0	0	1	12	8
San Francisco	2-0	1-3	0-0	0-0	0-1	1	0	0	0	1	0	7	2
Saint Francis	3-0	2-4	0-1	0-0	0-4	4	2	0	0	0	0	14	4
Kent State	DNP												
William & Mary	DNP												
Gonzaga	DNP												
Notre Dame	DNP												
Wake Forest	DNP												
Boston College	DNP												
Notre Dame	DNP												
Clemson	DNP												
Georgia Tech	DNP												
Syracuse	DNP												
Virginia Tech	DNP												
NC State	DNP												
Pitt	DNP												
Georgia Tech	DNP												
North Carolina	DNP												
Florida State	4-0	0-0	0-0	0-0	0-0	0	0	0	1	0	0	1	0
Duke	DNP												
NC State	DNP												
Miami	DNP												
Louisville	DNP												
Syracuse	DNP												

## CAREER HIGHS

Points	11 at Boston College (1/7/20)
FGs	5 at Boston College (1/7/20)
3FGs	2 vs. Boston College (2/19/20)
FTs	4, 3x - last vs. JMU (11/10/19)
Rebounds	8 vs. Virginia Tech (1/4/20)
Assists	4 vs. Syracuse (1/11/20)
Turnovers	2, 3x - last at Purdue (12/4/19)
Blocks	3 vs. Columbia (11/16/19)
Steals	3 at North Carolina (2/15/20)
Minutes	39 at Boston College (1/7/20)

## SEASON HIGHS

Points	8 vs. Towson (11/25/20)
FGs	4 vs. Towson (11/25/20)
3FGs	-
FTs	-
Rebounds	4 vs. Saint Francis (12/1/20)
Assists	2 vs. Saint Francis (12/1/20)
Turnovers	-
Blocks	1 at Florida State (2/15/21)
Steals	1 vs. Towson (11/25/20)
Minutes	14 vs. Saint Francis (12/1/20)

## CAREER STATISTICS

Year	G-GS	Min-Avg.	FG-FGA	Pct.	3FG-3FGA	Pct.	FT-FTA	Pct.	Off-Def.	Reb-Avg.	PF-DQ	Ast	TO	Blk	Stl	Pts-Avg
2018-19	18-0	73-4.1	9-21	.429	4-15	.267	8-9	.889	2-9	11-0.6	8-0	2	5	0	1	30-1.7
2019-20	24-10	514-21.4	33-98	.337	14-52	.269	6-9	.667	10-48	58-2.4	24-0	16	21	10	9	86-3.6
2020-21	4-0	34-8.5	7-12	.583	0-2	.000	0-0	.000	0-7	7-1.8	1-0	2	0	1	1	14-3.5
<b>TOTAL</b>	<b>46-10</b>	<b>621-13.5</b>	<b>49-131</b>	<b>.374</b>	<b>18-69</b>	<b>.261</b>	<b>14-18</b>	<b>.778</b>	<b>12-64</b>	<b>76-1.7</b>	<b>33-0</b>	<b>20</b>	<b>26</b>	<b>11</b>	<b>11</b>	<b>130-2.8</b>

## CAREER ACC STATISTICS

Year	G-GS	Min-Avg.	FG-FGA	Pct.	3FG-3FGA	Pct.	FT-FTA	Pct.	Off-Def.	Reb-Avg.	PF-DQ	Ast	TO	Blk	Stl	Pts-Avg
2018-19	9-0	28-3.1	2-5	.400	2-4	.500	0-1	.000	0-5	5-0.6	4-0	0	3	0	0	6-0.7
2019-20	18-5	359-19.9	24-66	.364	11-34	.324	1-2	.500	7-36	43-2.4	14-0	13	13	5	5	60-3.3
2020-21	1-0	1-1.0	0-0	.000	0-0	.000	0-0	.000	0-0	0-0.0	0-0	0	0	1	0	0-0.0
<b>TOTAL</b>	<b>28-5</b>	<b>388-13.9</b>	<b>26-71</b>	<b>.366</b>	<b>13-38</b>	<b>.342</b>	<b>1-3</b>	<b>.333</b>	<b>7-41</b>	<b>48-1.7</b>	<b>18-0</b>	<b>13</b>	<b>16</b>	<b>6</b>	<b>5</b>	<b>66-2.4</b>

## CAREER NCAA TOURNAMENT STATISTICS

Year	G-GS	Min-Avg.	FG-FGA	Pct.	3FG-3FGA	Pct.	FT-FTA	Pct.	Off-Def.	Reb-Avg.	PF-DQ	Ast	TO	Blk	Stl	Pts-Avg
2019	1-0	1-1.0	0-0	.000	0-0	.000	0-0	.000	0-0	0-0.0	1-0	0	1	0	0	0-0.0
<b>TOTAL</b>	<b>1-0</b>	<b>1-1.0</b>	<b>0-0</b>	<b>.000</b>	<b>0-0</b>	<b>.000</b>	<b>0-0</b>	<b>.000</b>	<b>0-0</b>	<b>0-0.0</b>	<b>1-0</b>	<b>0</b>	<b>1</b>	<b>0</b>	<b>0</b>	<b>0-0.0</b>



# 25 TREY MURPHY III

**Guard • 6-9 • 206**  
**Junior**  
**Durham, N.C • Cary Academy/Rice**

## 2020-21 HIGHLIGHTS

- Played 24 games, starting 19
- All-ACC Academic Team
- Averaging 11.3 ppg and 3.4 rpg
- Shooting 50.5 percent from the field, 42.9 percent from 3-point range and 92.7 percent free throws
- Ranks ninth in the ACC in 3-point field goals made (2.00)
- Scored team-high 21 points, going 6-for-8 from 3-point range, in UVA debut vs. Towson (11/25/20)
- Led team with 15 points, adding four rebounds and three assists, vs. William & Mary (12/22/20)
- Scored 15 points, going 4-for-6 from 3-point range, vs. Gonzaga (12/26/20)
- Had 13 points, hitting three 3-pointers, in career-high 38 minutes vs. Wake Forest (1/6/21)
- Scored 10 points with season-high four assists vs. Notre Dame (1/13/21)
- Shot 3-for-3 from 3-point range and 5-for-5 from the floor for 13 points at Clemson (1/16/21)
- Scored 16 points, hitting four 3-pointers, with season-highs in rebounds (7) and blocks (2) vs. Syracuse (1/25/21)
- Had 18 points, hitting 6-of-6 free throws, with five rebounds at NC State (2/3/21)
- Led team with 18 points and added five rebounds at Georgia Tech (2/10/21)
- Made 4-of-5 FGs for 12 points with one assist and two steals vs. North Carolina (2/13/21)
- Scored team-high 13 points at Florida State (2/15/21)
- Had 12 points, six rebounds and season-high three steals vs. Miami (3/1/21)
- Scored 17 points with six rebounds at Louisville (3/6/21)
- Had 15 points with two steals and matched season-high with two blocks vs. Syracuse in ACC quarterfinals (3/11/21)

## 2020-21 GAME-BY-GAME

Opponent	GP-GS	FG	3FG	FT	O-D	Reb	A	TO	Blk	Stl	PF	Min	Pts
Towson	1-0	7-9	6-8	1-1	0-3	3	0	2	0	1	1	17	21
San Francisco	2-0	0-6	0-1	4-4	0-1	1	0	0	0	1	1	25	4
Saint Francis	3-0	3-7	1-4	3-3	1-3	4	1	0	0	0	3	17	10
Kent State	4-0	2-4	1-2	3-4	2-2	4	2	0	1	2	1	19	8
William & Mary	5-1	6-9	3-6	0-1	1-3	4	3	0	0	0	1	32	15
Gonzaga	6-1	5-7	4-6	1-2	0-3	3	2	1	0	1	1	27	15
Notre Dame	7-2	2-5	1-4	0-0	1-3	4	1	0	1	0	1	31	5
Wake Forest	8-3	4-8	3-6	2-2	0-1	1	2	0	0	1	2	38	13
Boston College	9-4	3-9	2-6	0-0	0-4	4	0	1	1	0	3	38	8
Notre Dame	10-5	4-6	2-4	0-0	0-0	0	4	1	1	0	3	31	10
Clemson	11-6	5-5	3-3	0-0	0-3	3	1	0	0	0	1	20	13
Georgia Tech	12-7	1-4	1-3	0-0	0-1	1	0	0	0	0	1	25	3
Syracuse	13-8	6-14	4-10	0-0	0-7	7	2	2	2	1	2	31	16
Virginia Tech	14-9	3-7	2-5	2-2	1-5	6	1	1	0	1	3	34	10
NC State	15-10	5-8	2-3	6-6	1-4	5	0	1	0	0	3	34	18
Pitt	16-11	3-8	0-2	2-2	2-2	4	0	1	0	2	0	36	8
Georgia Tech	17-12	7-11	2-4	2-2	1-4	5	1	3	1	0	3	38	18
North Carolina	18-13	4-5	2-3	2-2	0-0	0	1	0	0	2	2	25	12
Florida State	19-14	5-10	3-7	0-0	1-4	5	3	1	0	0	1	32	13
Duke	20-15	2-2	0-0	0-0	0-2	2	1	0	1	1	0	36	4
NC State	21-16	1-5	0-4	0-0	0-1	1	2	2	0	0	5	19	2
Miami	22-17	3-9	2-5	4-4	1-5	6	2	2	0	3	1	29	12
Louisville	23-18	7-12	1-5	2-2	2-4	6	1	0	1	0	2	38	17
Syracuse	24-19	4-12	3-11	4-4	0-2	2	0	0	2	2	4	32	15

## CAREER HIGHS

Points	25 at Northwestern State (11/12/19)*
FGs	8, 3x - last vs. FIU (3/11/20)*
3FGs	6, 2x - last vs. Towson (11/25/20)
FTs	9 vs. UAB (1/26/19)*
Rebounds	10, 2x - last at North Texas (1/20/20)*
Assists	6 vs. FIU (1/11/20)*
Turnovers	3, 7x - last vs. Charlotte (2/15/20)*
Blocks	4 vs. Wayland Baptist (11/10/19)*
Steals	4 vs. Charlotte (2/15/20)*
Minutes	38, 2x - last at Boston College (1/9/21)
*at Rice	

## SEASON HIGHS

Points	21 vs. Towson (11/25/20)
FGs	7, 3x - last at Louisville (3/6/21)
3FGs	6 vs. Towson (11/25/20)
FTs	6 at NC State (2/3/21)
Rebounds	7 vs. Syracuse (1/25/21)
Assists	4 vs. Notre Dame (1/13/21)
Turnovers	3 at Georgia Tech (2/10/21)
Blocks	2, 2x - last vs. Syracuse (3/11/21)
Steals	3 vs. Miami (3/1/21)
Minutes	38, 4x - last at Louisville (3/6/21)

## CAREER STATISTICS

Year	G-GS	Min-Avg.	FG-FGA	Pct.	3FG-3FGA	Pct.	FT-FTA	Pct.	Off-Def.	Reb-Avg.	PF-DQ	Ast	TO	Blk	Stl	Pts-Avg
2018-19	32-1	660-20.6	84-190	.442	64-152	.421	37-51	.725	18-64	82-2.6	44-0	22	22	16	15	269-8.4
2019-20	29-23	875-30.2	131-302	.434	75-204	.368	61-74	.824	34-125	159-5.5	74-2	36	41	16	27	398-13.7
2020-21	24-19	704-29.3	92-182	.505	48-112	.429	38-41	.927	14-67	81-3.4	45-1	30	18	11	18	270-11.3
<b>TOTAL</b>	<b>85-43</b>	<b>2239-26.3</b>	<b>307-674</b>	<b>.456</b>	<b>187-468</b>	<b>.400</b>	<b>136-166</b>	<b>.819</b>	<b>65-253</b>	<b>321-3.8</b>	<b>163-2</b>	<b>88</b>	<b>81</b>	<b>43</b>	<b>60</b>	<b>924-10.9</b>

## CAREER ACC STATISTICS

Year	G-GS	Min-Avg.	FG-FGA	Pct.	3FG-3FGA	Pct.	FT-FTA	Pct.	Off-Def.	Reb-Avg.	PF-DQ	Ast	TO	Blk	Stl	Pts-Avg
2020-21	17-17	535-31.5	65-128	.508	30-74	.405	22-22	1.000	10-50	60-3.5	33-1	22	15	8	11	182-10.7
<b>TOTAL</b>	<b>17-17</b>	<b>535-31.5</b>	<b>65-128</b>	<b>.508</b>	<b>30-74</b>	<b>.405</b>	<b>22-22</b>	<b>1.000</b>	<b>10-50</b>	<b>60-3.5</b>	<b>33-1</b>	<b>22</b>	<b>15</b>	<b>8</b>	<b>11</b>	<b>182-10.7</b>



# 30 JAY HUFF

**Forward • 7-1 • 243**  
**Redshirt Senior**  
**Durham, N.C. • Voyager Academy**

## 2020-21 HIGHLIGHTS

- Started all 24 games
- Named to the USBWA All-District 3 team
- Earned NABC All-District 2 second-team honors
- All-ACC Second Team
- All-ACC Defensive Team
- All-ACC Academic Team
- Kareem Abdul-Jabbar Award Watch List
- Averaging 13.1 ppg, 7.1 rpg and 2.6 bpg
- Shooting 59.7 percent from the field, 40.6 percent from 3-point range and 83.7 percent free throws
- Leads the ACC in field goal percentage (.597), second in blocks (2.6), 11th in rebounding (7.1) and 18th in scoring (13.1)
- Has reached double figures in 18 games
- Has multiple blocks in 18 games, with four or more in seven games
- Recorded 18 points, making a career-high seven free throws, and had 11 rebounds for a double-double vs. Kent State (12/4/20)
- Scored 18 points, had a season-high five blocks and added eight rebounds at Boston College (1/9/21)
- Had 18 points, making career-high four 3-pointers, and two blocks vs. Notre Dame (1/13/21)
- Dished out career-high five assists and scored 12 points at Clemson (1/16/21)
- Scored 18 points with five blocks vs. Georgia Tech (1/23/21)
- Recorded a double-double with career-high 21 points and matched career high with 12 rebounds vs. Syracuse (1/25/21)
- Scored 13 with team-high eight rebounds and two blocks vs. Pitt (2/6/21)
- Grabbed nine rebounds and had four blocks at Georgia Tech (2/10/21)
- Finished with a double-double, 18 points and tied a career-high with 12 rebounds, adding four blocks vs. North Carolina (2/13/21)
- Recorded double-double with 20 points and 12 rebounds, adding two blocks at Duke (2/20/21)
- Had a double-double with 19 points and 11 rebounds, and added five blocks and three steals vs. NC State (2/24/21)
- Finished with a double-double with 13 points and 12 rebounds and had four blocks vs. Syracuse in ACC quarterfinals (3/11/21)

## 2020-21 GAME-BY-GAME

Opponent	GP-GS	FG	3FG	FT	O-D	Reb	A	TO	Blk	Stl	PF	Min	Pts
Towson	1-1	6-8	2-3	0-0	1-3	4	0	0	3	0	3	17	14
San Francisco	2-2	1-2	0-1	2-2	0-7	7	1	0	2	0	1	26	4
Saint Francis	3-3	6-7	0-1	1-2	2-3	5	0	0	3	0	1	14	13
Kent State	4-4	5-9	1-2	7-8	0-11	11	1	1	2	0	0	37	18
William & Mary	5-5	4-7	1-2	0-0	2-2	4	1	1	3	1	1	17	9
Gonzaga	6-6	4-5	1-1	0-0	4-2	6	0	2	3	0	4	13	9
Notre Dame	7-7	7-9	1-3	0-0	0-5	5	1	2	1	0	4	24	15
Wake Forest	8-8	4-7	1-3	2-2	1-2	3	0	1	1	1	2	25	11
Boston College	9-9	7-11	0-1	4-4	2-6	8	0	2	5	1	4	29	18
Notre Dame	10-10	7-14	4-8	0-1	0-5	5	1	1	2	0	4	24	18
Clemson	11-11	5-12	2-6	0-0	1-6	7	5	0	0	0	3	25	12
Georgia Tech	12-12	7-11	2-3	2-2	1-4	5	2	2	5	0	1	30	18
Syracuse	13-13	8-11	1-1	4-4	2-10	12	2	3	2	1	2	32	21
Virginia Tech	14-14	5-7	3-3	0-0	1-3	4	1	2	1	1	4	23	13
NC State	15-15	5-12	1-6	1-1	0-6	6	3	1	1	2	3	33	12
Pitt	16-16	5-6	3-4	0-2	1-7	8	0	2	2	1	5	25	13
Georgia Tech	17-17	3-5	0-2	0-0	1-8	9	1	2	4	1	3	38	6
North Carolina	18-18	6-10	3-5	3-5	2-10	12	0	0	4	0	1	34	18
Florida State	19-19	2-6	0-3	0-0	0-2	2	1	3	2	0	3	31	4
Duke	20-20	9-15	0-1	2-2	6-6	12	1	2	2	0	3	34	20
NC State	21-21	6-12	1-6	6-6	4-7	11	0	1	5	3	3	33	19
Miami	22-22	2-10	1-3	2-2	3-4	7	0	1	1	0	2	24	7
Louisville	23-23	5-6	0-1	0-0	1-5	6	0	2	4	0	2	26	10
Syracuse	24-24	4-5	0-0	5-6	6-6	12	2	2	4	0	3	36	13

## CAREER HIGHS

Points	21 vs. Syracuse (1/25/21)
FGs	9 at Duke (2/20/21)
3FGs	4 vs. Notre Dame (1/13/21)
FTs	7 vs. Kent State (12/4/20)
Rebounds	12, 4x - last at Duke (2/20/21)
Assists	5 at Clemson (1/16/21)
Turnovers	4 vs. Syracuse (1/11/20)
Blocks	10 vs. Duke (2/29/20)
Steals	3, 2x - last vs. NC State (2/24/21)
Minutes	41 vs. Syracuse (1/11/20)

## SEASON HIGHS

Points	21 vs. Syracuse (1/25/21)
FGs	9 at Duke (2/20/21)
3FGs	4 vs. Notre Dame (1/13/21)
FTs	7 vs. Kent State (12/4/20)
Rebounds	12, 3x - last at Duke (2/20/21)
Assists	5 at Clemson (1/16/21)
Turnovers	3 vs. Syracuse (1/25/21)
Blocks	5, 3x - last vs. NC State (2/24/21)
Steals	3 vs. NC State (2/24/21)
Minutes	38 at Georgia Tech (2/10/21)

## CAREER STATISTICS

Year	G-GS	Min-Avg.	FG-FGA	Pct.	3FG-3FGA	Pct.	FT-FTA	Pct.	Off-Def.	Reb-Avg.	PF-DQ	Ast	TO	Blk	Stl	Pts-Avg
2017-18	12-0	106-8.8	17-25	.680	2-7	.286	5-8	.625	6-17	23-1.92	14-1	4	4	14	1	41-3.4
2018-19	34-0	318-9.4	58-96	.604	14-31	.452	20-30	.667	19-54	73-2.1	50-0	8	17	25	8	150-4.4
2019-20	30-18	748-24.9	105-184	.571	19-53	.358	27-50	.540	57-129	186-6.2	72-2	24	32	61	11	256-8.5
2020-21	24-24	650-27.1	123-206	.597	28-69	.406	41-49	.837	41-130	171-7.1	62-1	23	33	62	12	315-13.1
<b>TOTAL</b>	<b>100-42</b>	<b>1822-18.2</b>	<b>303-511</b>	<b>.593</b>	<b>63-160</b>	<b>.394</b>	<b>93-137</b>	<b>.679</b>	<b>123-330</b>	<b>453-4.5</b>	<b>198-4</b>	<b>59</b>	<b>86</b>	<b>162</b>	<b>32</b>	<b>762-7.6</b>

## CAREER ACC STATISTICS

Year	G-GS	Min-Avg.	FG-FGA	Pct.	3FG-3FGA	Pct.	FT-FTA	Pct.	Off-Def.	Reb-Avg.	PF-DQ	Ast	TO	Blk	Stl	Pts-Avg
2017-18	4-0	13-3.3	1-2	.500	0-0	.000	2-3	.667	1-1	2-0.5	3-0	1	0	3	0	4-1.0
2018-19	18-0	199-11.1	39-61	.639	9-17	.529	10-15	.667	9-37	46-2.6	31-0	5	11	16	6	97-5.4
2019-20	20-15	504-25.2	63-116	.543	13-35	.371	18-33	.545	34-93	127-6.4	57-2	16	21	44	5	157-7.9
2020-21	17-17	490-28.8	93-163	.571	23-59	.390	26-31	.839	26-96	122-7.2	49-1	18	27	42	11	235-13.8
<b>TOTAL</b>	<b>59-32</b>	<b>1207-20.5</b>	<b>196-342</b>	<b>.573</b>	<b>45-111</b>	<b>.405</b>	<b>56-82</b>	<b>.683</b>	<b>70-227</b>	<b>297-5.0</b>	<b>140-3</b>	<b>40</b>	<b>59</b>	<b>105</b>	<b>22</b>	<b>493-8.4</b>

## CAREER NCAA TOURNAMENT STATISTICS

Year	G-GS	Min-Avg.	FG-FGA	Pct.	3FG-3FGA	Pct.	FT-FTA	Pct.	Off-Def.	Reb-Avg.	PF-DQ	Ast	TO	Blk	Stl	Pts-Avg
2019	5-0	18-3.6	3-7	.429	1-5	.200	0-0	.000	1-3	4-0.8	2-0	0	1	1	1	7-1.4
<b>TOTAL</b>	<b>5-0</b>	<b>18-3.6</b>	<b>3-7</b>	<b>.429</b>	<b>1-5</b>	<b>.200</b>	<b>0-0</b>	<b>.000</b>	<b>1-3</b>	<b>4-0.8</b>	<b>2-0</b>	<b>0</b>	<b>1</b>	<b>1</b>	<b>1</b>	<b>7-1.4</b>



# 53 TOMAS WOLDETENSAE

Guard • 6-5 • 196

Senior

Bologna, Italy • Indian Hills Community College

## 2020-21 HIGHLIGHTS

- Played 21 games, starting five
- All-ACC Academic Team
- Shooting 42.1 percent from the field, 42.6 percent from 3-point range and 90.9 percent free throws
- Was perfect from the field (2-for-2) vs. San Francisco (11/27/20)
- Scored eight points with career-high four assists vs. Saint Francis (12/1/20)
- Had season-high two steals vs. Kent State (12/4/20)
- Scored six points and had a steal vs. Gonzaga (12/26/20)
- Hit four 3-pointers, scoring a season-high 14 points with five rebounds and two steals at Clemson (1/16/21)
- Matched season-high with 14 points, going 4-for-5 from 3-point range, and added two assists vs. Pitt (2/6/21)
- Scored 12 points, going 3-for-4 from 3-point range, at Florida State (2/15/21)
- Hit a three and matched season-high with two steals vs. Miami (3/1/21)
- Scored eight points vs. Syracuse in ACC quarterfinals (3/11/21)

## 2020-21 GAME-BY-GAME

Opponent	GP-GS	FG	3FG	FT	O-D	Reb	A	TO	Blk	Stl	PF	Min	Pts
Towson	1-0	2-4	1-3	0-0	0-2	2	1	1	0	1	2	12	5
San Francisco	2-0	2-2	1-1	0-0	0-0	0	1	0	0	0	1	10	5
Saint Francis	3-1	2-5	2-4	2-2	0-3	3	4	1	0	0	0	23	8
Kent State	4-2	2-6	1-4	0-0	0-1	1	2	3	0	2	4	31	5
William & Mary	5-3	1-4	1-4	2-2	0-2	2	0	0	0	1	2	16	5
Gonzaga	6-4	2-5	2-4	0-0	0-0	0	0	0	0	1	3	16	6
Notre Dame	7-4	0-2	0-2	0-0	0-1	1	1	0	0	0	1	15	0
Wake Forest	8-4	0-2	0-1	0-0	0-2	2	0	0	0	0	0	8	0
Boston College	9-4	0-0	0-0	0-0	0-0	0	0	0	0	0	2	6	0
Notre Dame	DNP												
Clemson	10-4	5-7	4-6	0-0	0-5	5	1	1	0	2	0	20	14
Georgia Tech	11-4	0-1	0-1	0-0	0-0	0	0	1	0	0	0	1	0
Syracuse	12-4	0-1	0-1	0-0	0-1	1	2	2	0	0	0	9	0
Virginia Tech	13-4	0-2	0-0	0-0	0-0	0	1	0	0	1	0	8	0
NC State	14-4	0-1	0-0	0-0	0-0	0	0	0	0	0	1	3	0
Pitt	15-4	4-6	4-5	2-2	0-2	2	2	0	0	0	0	20	14
Georgia Tech	16-4	2-5	0-1	0-0	0-1	1	1	0	0	0	0	18	4
North Carolina	17-4	1-5	1-4	0-0	0-2	2	1	0	0	0	1	20	3
Florida State	18-4	4-5	3-4	1-2	0-1	1	1	2	0	1	2	13	12
Duke	DNP												
NC State	DNP												
Miami	19-5	1-3	1-3	0-0	0-2	2	1	1	0	2	1	15	3
Louisville	20-5	1-3	0-1	3-3	1-2	3	1	0	1	0	0	15	5
Syracuse	21-6	3-7	2-5	0-0	1-0	1	1	0	0	0	0	15	8

## CAREER HIGHS

Points	27 at Louisville (2/8/20)
FGs	10 at Louisville (2/8/20)
3FGs	7, 2x - last at Louisville (2/8/20)
FTs	2, 5x - last vs. William & Mary (12/22/20)
Rebounds	6, 3x - last at Wake Forest (1/26/20)
Assists	4 vs. Saint Francis (12/1/20)
Turnovers	4 vs. Florida State (1/28/20)
Blocks	1, 5x - last at Pitt (2/22/20)
Steals	4 vs. Louisville (3/7/20)
Minutes	43 at Wake Forest (1/26/20)

## SEASON HIGHS

Points	14, 2x - last vs. Pitt (2/6/21)
FGs	5 at Clemson (1/16/21)
3FGs	4, 2x - last vs. Pitt (2/6/21)
FTs	3 at Louisville (3/6/21)
Rebounds	5 at Clemson (1/16/21)
Assists	4 vs. Saint Francis (12/1/20)
Turnovers	3 vs. Kent State (12/4/20)
Blocks	1 at Louisville (3/6/21)
Steals	2, 3x - last vs. Miami (3/1/21)
Minutes	31 vs. Kent State (12/4/20)

## CAREER STATISTICS

Year	G-GS	Min-Avg.	FG-FGA	Pct.	3FG-3FGA	Pct.	FT-FTA	Pct.	Off-Def.	Reb-Avg.	PF-DQ	Ast	TO	Blk	Stl	Pts-Avg
2019-20	29-22	785-27.1	65-187	.348	52-144	.361	8-9	.889	5-58	63-2.2	52-0	33	30	8	23	190-6.6
2020-21	21-5	294-14.0	32-76	.421	23-54	.426	10-11	.909	2-27	29-1.4	20-0	21	12	1	11	97-4.6
<b>TOTAL</b>	<b>50-27</b>	<b>1079-21.6</b>	<b>97-263</b>	<b>.369</b>	<b>75-198</b>	<b>.379</b>	<b>18-20</b>	<b>.900</b>	<b>7-85</b>	<b>92-1.8</b>	<b>72-0</b>	<b>54</b>	<b>42</b>	<b>9</b>	<b>34</b>	<b>287-5.7</b>

## CAREER ACC STATISTICS

Year	G-GS	Min-Avg.	FG-FGA	Pct.	3FG-3FGA	Pct.	FT-FTA	Pct.	Off-Def.	Reb-Avg.	PF-DQ	Ast	TO	Blk	Stl	Pts-Avg
2019-20	20-15	558-27.9	51-143	.357	44-115	.383	6-7	.857	4-38	42-2.1	38-0	26	23	6	17	152-7.6
2020-21	14-1	171-12.2	18-43	.419	13-29	.448	6-7	.857	1-19	20-1.4	8-0	12	7	1	6	55-3.9
<b>TOTAL</b>	<b>34-16</b>	<b>729-21.4</b>	<b>69-186</b>	<b>.371</b>	<b>57-144</b>	<b>.396</b>	<b>12-14</b>	<b>.857</b>	<b>5-57</b>	<b>62-1.8</b>	<b>46-0</b>	<b>38</b>	<b>30</b>	<b>7</b>	<b>23</b>	<b>207-6.1</b>



# 1 JABRI ABDUR-RAHIM

**Guard • 6-7 • 214**  
**Freshman**  
**South Orange, N.J. • Blair Academy**

## 2020-21 HIGHLIGHTS

- Made collegiate debut, scoring three points vs. Towson (11/25/20)
- Had first career rebound and assist in 11 minutes vs. Saint Francis (12/1/20)
- Scored two points with one rebound and one steal vs. William & Mary (12/22/20)
- Had a block vs. Gonzaga (12/26/20)
- Scored two points with one assist at Clemson (1/16/21)

## 2020-21 GAME-BY-GAME

Opponent	GP-GS	FG	3FG	FT	O-D	Reb	A	TO	Blk	Stl	PF	Min	Pts
Towson	1-0	1-2	1-2	0-0	0-0	0	0	0	0	0	1	4	3
San Francisco	DNP												
Saint Francis	2-0	0-3	0-2	0-0	0-1	1	1	0	0	0	1	11	0
Kent State	DNP												
William & Mary	3-0	0-0	0-0	2-2	0-1	1	0	0	0	1	1	5	2
Gonzaga	4-0	0-1	0-1	0-0	0-0	0	0	0	1	0	4	8	0
Notre Dame	DNP												
Wake Forest	DNP												
Boston College	DNP												
Notre Dame	DNP												
Clemson	5-0	1-2	0-0	0-0	0-0	0	1	0	0	0	0	4	2
Georgia Tech	DNP												
Syracuse	6-0	0-1	0-1	0-0	0-0	0	0	0	0	0	0	2	0
Virginia Tech	DNP												
NC State	DNP												
Pitt	DNP												
Georgia Tech	DNP												
North Carolina	7-0	0-0	0-0	0-0	0-0	0	0	0	0	0	0	1	0
Florida State	8-0	0-1	0-1	0-0	0-0	0	0	1	0	0	0	2	0
Duke	DNP												
NC State	DNP												
Miami	DNP												
Louisville	DNP												
Syracuse	DNP												

## CAREER/SEASON HIGH

Points	3 vs. Towson (11/25/20)
FGs	1, 2x - last at Clemson (1/16/21)
3FGs	1 vs. Towson (11/25/20)
FTs	2 vs. William & Mary (12/22/20)
Rebounds	1, 2x - last vs. William & Mary (12/22/20)
Assists	1, 2x - last at Clemson (1/16/21)
Turnovers	-
Blocks	1 vs. Gonzaga (12/26/20)
Steals	1 vs. William & Mary (12/22/20)
Minutes	11 vs. Saint Francis (12/1/20)



# 5 JAYDEN NIXON

**Guard • 6-3 • 192**  
**Junior**  
**Charlottesville, Va. • Choate Rosemary Hall (Conn.)**

## 2020-21 HIGHLIGHTS

- Played two minutes vs. Towson (11/25/20) and William & Mary (12/22/20)

## 2020-21 GAME-BY-GAME

Opponent	GP-GS	FG	3FG	FT	O-D	Reb	A	TO	Blk	Stl	PF	Min	Pts
Towson	1-0	0-0	0-0	0-0	0-1	1	0	0	0	0	1	2	0
San Francisco	DNP												
Saint Francis	DNP												
Kent State	DNP												
William & Mary	2-0	0-0	0-0	0-0	0-0	0	0	0	0	0	0	2	0
Gonzaga	DNP												
Notre Dame	DNP												
Wake Forest	DNP												
Boston College	DNP												
Notre Dame	DNP												
Clemson	DNP												
Georgia Tech	DNP												
Syracuse	DNP												
Virginia Tech	DNP												
NC State	DNP												
Pitt	DNP												
Georgia Tech	DNP												
North Carolina	DNP												
Florida State	DNP												
Duke	DNP												
NC State	DNP												
Miami	3-0	0-0	0-0	0-0	0-0	0	0	0	0	0	0	0+	0
Louisville	DNP												
Syracuse	DNP												

## CAREER HIGH

Points	2, 3x - last at Syracuse (3/4/19)
FGs	1, 3x - last at Syracuse (3/4/19)
3FGs	-
FTs	1, 2x - last vs. Morgan State (12/3/18)
Rebounds	3, 2x - last vs. William and Mary (12/22/18)
Assists	1 vs. Pittsburgh (3/2/19)
Turnovers	2 vs. Marshall (1/31/18)
Blocks	1, 2x - last at Syracuse (3/4/19)
Steals	1, 2x - last vs. Pittsburgh (3/2/19)
Minutes	10 vs. Maine (11/27/19)

## SEASON HIGHS

Points	-
FGs	-
3FGs	-
FTs	-
Rebounds	1 vs. Towson (11/25/20)
Assists	-
Turnovers	-
Blocks	-
Steals	-
Minutes	2, 2x - last vs. William & Mary (12/22/20)



# 11 MALACHI POINDEXTER

Guard • 6-2 • 193

Freshman

Mineral, Va. • St. Annes-Belfield School

## 2020-21 HIGHLIGHTS

- Made collegiate debut vs. Towson (11/25/20)

## 2020-21 GAME-BY-GAME

Opponent	GP-GS	FG	3FG	FT	O-D	Reb	A	TO	Blk	Stl	PF	Min	Pts
Towson	1-0	0-1	0-1	0-0	0-0	0	0	0	0	0	0	2	0
San Francisco	DNP												
Saint Francis	2-0	0-1	0-1	0-0	0-0	0	0	0	0	0	0	1	0
Kent State	DNP												
William & Mary	DNP												
Gonzaga	DNP												
Notre Dame	DNP												
Wake Forest	DNP												
Boston College	DNP												
Notre Dame	DNP												
Clemson	DNP												
Georgia Tech	DNP												
Syracuse	DNP												
Virginia Tech	DNP												
NC State	DNP												
Pitt	DNP												
Georgia Tech	DNP												
North Carolina	DNP												
Florida State	DNP												
Duke	DNP												
NC State	DNP												
Miami	3-0	0-0	0-0	0-0	0-0	0	0	0	0	0	0	0+	0
Louisville	DNP												
Syracuse	DNP												

## CAREER/SEASON HIGH

Points	-
FGs	-
3FGs	-
FTs	-
Rebounds	-
Assists	-
Turnovers	-
Blocks	-
Steals	-
Minutes	2 vs. Towson (11/25/20)



# 12 CHASE COLEMAN

Guard • 5-9 • 154

Sophomore

Norfolk, Va. • Maury

## 2020-21 HIGHLIGHTS

- Played two minutes vs. Towson (11/25/20) and William & Mary (12/22/20)
- Scored two points vs. Miami (3/1/21)

## 2020-21 GAME-BY-GAME

Opponent	GP-GS	FG	3FG	FT	O-D	Reb	A	TO	Blk	Stl	PF	Min	Pts
Towson	1-0	0-0	0-0	0-0	0-1	1	0	0	0	0	0	2	0
San Francisco	DNP												
Saint Francis	2-0	0-0	0-0	0-0	0-0	0	0	0	0	0	0	1	0
Kent State	DNP												
William & Mary	3-0	0-0	0-0	0-0	0-0	0	0	0	0	0	0	2	0
Gonzaga	DNP												
Notre Dame	DNP												
Wake Forest	DNP												
Boston College	DNP												
Notre Dame	DNP												
Clemson	4-0	0-0	0-0	0-0	0-0	0	0	0	0	0	0	1	0
Georgia Tech	DNP												
Syracuse	DNP												
Virginia Tech	DNP												
NC State	DNP												
Pitt	DNP												
Georgia Tech	DNP												
North Carolina	DNP												
Florida State	DNP												
Duke	DNP												
NC State	DNP												
Miami	5-0	1-1	0-0	0-0	0-0	0	0	0	0	0	1	0+	2
Louisville	DNP												
Syracuse	DNP												

## CAREER HIGHS

Points	3, 2x - last vs. Virginia Tech (1/4/20)
FGs	1, 6x - last vs. Miami (3/1/21)
3FGs	1, 2x - last vs. Virginia Tech (1/4/20)
FTs	-
Rebounds	2 vs. UMass (11/23/19)
Assists	1, 2x - last vs. Virginia Tech (1/4/20)
Turnovers	2 vs. Florida State (1/28/20)
Blocks	-
Steals	1, 4x - last vs. Virginia Tech (1/4/20)
Minutes	12 at Purdue (12/4/19)

## SEASON HIGHS

Points	2 vs. Miami (3/1/21)
FGs	1 vs. Miami (3/1/21)
3FGs	-
FTs	-
Rebounds	1 vs. Towson (11/25/20)
Assists	-
Turnovers	-
Blocks	-
Steals	-
Minutes	2, 2x - last vs. William & Mary (12/22/20)



# 24 AUSTIN KATSTRA

**Forward • 6-6 • 237**  
**Senior**  
**Charlottesville, Va. • Albemarle**

## 2020-21 HIGHLIGHTS

- Played two minutes vs. Towson (11/25/20)
- Recorded a rebound vs. Saint Francis (12/1/20)
- Scored three points vs. William & Mary (12/22/20)

## 2020-21 GAME-BY-GAME

Opponent	GP-GS	FG	3FG	FT	O-D	Reb	A	TO	Blk	Stl	PF	Min	Pts
Towson	1-0	0-2	0-2	0-0	0-0	0	0	0	0	0	0	2	0
San Francisco	DNP												
Saint Francis	2-0	0-1	0-0	0-0	1-0	1	0	0	0	0	0	1	0
Kent State	DNP												
William & Mary	3-0	1-1	1-1	0-0	0-0	0	0	0	0	0	0	2	3
Gonzaga	DNP												
Notre Dame	DNP												
Wake Forest	DNP												
Boston College	DNP												
Notre Dame	DNP												
Clemson	4-0	0-0	0-0	0-0	0-0	0	0	0	0	0	0	1	0
Georgia Tech	DNP												
Syracuse	DNP												
Virginia Tech	DNP												
NC State	DNP												
Pitt	DNP												
Georgia Tech	DNP												
North Carolina	DNP												
Florida State	DNP												
Duke	DNP												
NC State	DNP												
Miami	5-0	0-0	0-0	0-0	0-0	0	0	0	0	0	0	0+	0
Louisville	DNP												
Syracuse	DNP												

## CAREER HIGHS

Points	3, 2x - last vs. William & Mary (12/22/20)
FGs	1, 5x - last vs. William & Mary (12/22/20)
3FGs	1, 2x - last vs. William & Mary (12/22/20)
FTs	1 vs. Hampton (12/22/17)
Rebounds	5 vs. JMU (11/10/19)
Assists	--
Turnovers	1 vs. Savannah State (12/19/17)
Blocks	--
Steals	1 vs. Austin Peay (11/13/17)
Minutes	4, 2x last vs. Savannah State (12/19/17)

## SEASON HIGHS

Points	3 vs. William & Mary (12/22/20)
FGs	1 vs. William & Mary (12/22/20)
3FGs	1 vs. William & Mary (12/22/20)
FTs	--
Rebounds	1 vs. Saint Francis (12/1/20)
Assists	--
Turnovers	--
Blocks	--
Steals	--
Minutes	2, 2x - last vs. William & Mary (12/22/20)



# 33 CARSON McCORKLE

**Guard • 6-2 • 184**  
**Freshman**  
**Greensboro, N.C. • Greensboro Day School**

## 2020-21 HIGHLIGHTS

- Had two assists in collegiate debut vs. Towson (11/25/20)
- Scored first career points and tallied two rebounds vs. Saint Francis (12/1/20)
- Had an assist and a steal vs. William & Mary (12/22/20)
- Played two minutes at Boston College (1/9/21)
- Scored career-high three points, hitting first collegiate 3-pointer, at Clemson (1/16/21)

## 2020-21 GAME-BY-GAME

Opponent	GP-GS	FG	3FG	FT	O-D	Reb	A	TO	Blk	Stl	PF	Min	Pts
Towson	1-0	0-2	0-2	0-0	1-2	1	2	0	0	0	1	5	0
San Francisco	DNP												
Saint Francis	2-0	1-2	0-1	0-0	0-2	2	0	0	0	0	0	5	2
Kent State	DNP												
William & Mary	3-0	0-0	0-0	0-0	0-0	0	1	0	0	1	0	3	0
Gonzaga	DNP												
Notre Dame	DNP												
Wake Forest	DNP												
Boston College	4-0	0-0	0-0	0-0	0-0	0	0	0	0	0	0	2	0
Notre Dame	DNP												
Clemson	5-0	1-1	1-1	0-0	0-1	1	1	0	0	0	0	4	3
Georgia Tech	DNP												
Syracuse	6-0	0-0	0-0	0-0	0-0	0	0	0	0	0	0	1	0
Virginia Tech	DNP												
NC State	DNP												
Pitt	DNP												
Georgia Tech	DNP												
North Carolina	7-0	0-0	0-0	0-0	0-0	0	0	0	0	0	0	1	0
Florida State	8-0	0-0	0-0	0-0	0-0	0	0	0	0	0	0	1	0
Duke	DNP												
NC State	DNP												
Louisville	DNP												
Syracuse	DNP												

## CAREER/SEASON HIGHS

Points	3 at Clemson (1/16/21)
FGs	1, 2x - last at Clemson (1/16/21)
3FGs	1 at Clemson (1/16/21)
FTs	--
Rebounds	2 vs. Saint Francis (12/1/20)
Assists	2 vs. Towson (11/25/20)
Turnovers	--
Blocks	--
Steals	1 vs. William & Mary (12/22/20)
Minutes	5, 2x - last vs. Saint Francis (12/1/20)

2020-21 Virginia Basketball  
Virginia Combined Team Statistics (as of Mar 11, 2021)  
All games

Overall record: 18-6 Conf: 13-4 Home: 10-1 Away: 6-3 Neutral: 2-2

#	Player	gp-gs	min	avg	Total		3-Point		F-Throw		Rebounds				pf	dq	a	to	blk	stl	pts	avg
					fg-fga	fg%	3fg-fga	3fg%	ft-fa	ft%	off	def	tot	avg								
10	Sam Hauser	24-24	821	34.2	143-276	.518	62-143	.434	37-42	.881	21	140	161	6.7	37	0	42	26	10	13	385	16.0
30	Jay Huff	24-24	650	27.1	123-206	.597	28-69	.406	41-49	.837	41	130	171	7.1	62	1	23	33	62	12	315	13.1
25	Trey Murphy III	24-19	704	29.3	92-182	.505	48-112	.429	38-41	.927	14	67	81	3.4	45	1	30	18	11	18	270	11.3
00	Kihei Clark	24-22	816	34.0	82-197	.416	19-58	.328	45-60	.750	6	42	48	2.0	30	0	110	53	0	18	228	9.5
02	Reece Beekman	24-19	694	28.9	39-103	.379	9-35	.257	25-33	.758	4	65	69	2.9	37	0	72	29	8	29	112	4.7
53	Tomas Woldetensae	21-5	294	14.0	32-76	.421	23-54	.426	10-11	.909	2	27	29	1.4	20	0	21	12	1	11	97	4.6
13	Casey Morsell	22-3	325	14.8	39-101	.386	9-36	.250	7-11	.636	5	23	28	1.3	21	0	14	12	5	8	94	4.3
04	Justin McKoy	19-4	213	11.2	28-58	.483	3-9	.333	8-10	.800	17	45	62	3.3	18	0	10	10	0	4	67	3.5
23	Kody Statmann	4-0	34	8.5	7-12	.583	0-2	.000	0-0	.000	0	7	7	1.8	1	0	2	0	1	1	14	3.5
21	Kadin Shedrick	11-0	88	8.0	11-21	.524	0-1	.000	6-9	.667	12	12	24	2.2	14	0	3	6	4	2	28	2.5
22	Francisco Caffaro	16-0	108	6.8	6-12	.500	0-0	.000	8-10	.800	9	11	20	1.3	15	0	2	6	1	0	20	1.3
01	Jabir Abdur-Rahim	8-0	37	4.6	2-10	.200	1-7	.143	2-2	1.000	0	2	2	0.3	7	0	2	1	1	1	7	0.9
33	Carson McCorkle	8-0	22	2.8	2-5	.400	1-4	.250	0-0	.000	1	3	4	0.5	1	0	4	0	0	1	5	0.6
24	Austin Katstra	5-0	6	1.2	1-4	.250	1-3	.333	0-0	.000	1	0	1	0.2	0	0	0	0	0	0	3	0.6
12	Chase Coleman	5-0	6	1.2	1-1	1.000	0-0	.000	0-0	.000	0	1	1	0.2	1	0	0	0	0	0	2	0.4
11	Malachi Poindexter	3-0	3	1.0	0-2	.000	0-2	.000	0-0	.000	0	0	0	0.0	0	0	0	0	0	0	0	0.0
05	Jayden Nixon	3-0	4	1.3	0-0	.000	0-0	.000	0-0	.000	0	1	1	0.3	1	0	0	0	0	0	0	0.0
Team											24	29	53				20					
Total.....		24	4825		608-1266	.480	204-535	.381	227-278	.817	157	605	762	31.8	310	2	335	226	104	118	1647	68.6
Opponents.....		24	4825		529-1272	.416	161-473	.340	232-313	.741	177	523	700	29.2	297	-	279	223	56	123	1451	60.5

TEAM STATISTICS	VA	OPP	Date	Opponent	Score	Att.
SCORING						
Points per game	68.6	60.5	11/25/20	vs Towson	W 89-54	0
Scoring margin	+8.2	-	11/27/20	vs San Francisco	L 60-61	0
FIELD GOALS-ATT	608-1266	529-1272	12/01/20	SAINT FRANCIS (PA)	W 76-51	250
Field goal pct	.480	.416	12/04/20	KENT ST.	Wot 71-64	250
3 POINT FG-ATT	204-535	161-473	12/22/20	WILLIAM & MARY	W 76-40	250
3-point FG pct	.381	.340	12/26/20	vs Gonzaga	L 75-98	2795
3-pt FG made per game	8.5	6.7	* 12/30/20	at Notre Dame	W 66-57	86
FREE THROWS-ATT	227-278	232-313	* 01/06/21	WAKE FOREST	W 70-61	250
Free throw pct	.817	.741	* 01/09/21	at Boston College	W 61-49	0
F-Throws made per game	9.5	9.7	* 01/13/21	NOTRE DAME	W 80-68	250
REBOUNDS	762	700	* 01/16/21	at Clemson	W 85-50	1876
Rebounds per game	31.8	29.2	* 01/23/21	GEORGIA TECH	W 64-62	250
Rebounding margin	+2.6	-	* 01/25/21	SYRACUSE	W 81-58	250
ASSISTS	335	279	* 01/30/21	at Virginia Tech	L 51-65	250
Assists per game	14.0	11.6	* 02/03/21	at NC State	W 64-57	25
TURNOVERS	226	223	* 02/06/21	PITTSBURGH	W 73-66	0
Turnovers per game	9.4	9.3	* 02/10/21	at Georgia Tech	W 57-49	1200
Turnover margin	-0.1	-	* 02/13/21	NORTH CAROLINA	W 60-48	250
Assist/turnover ratio	1.5	1.3	* 02/15/21	at Florida St.	L 60-81	2950
STEALS	118	123	* 02/20/21	at Duke	L 65-66	0
Steals per game	4.9	5.1	* 02/24/21	NC STATE	L 61-68	0
BLOCKS	104	56	* 03/01/21	MIAMI (FL)	W 62-51	0
Blocks per game	4.3	2.3	* 03/06/21	at Louisville	W 68-58	4812
ATTENDANCE	2000	13994	& 03/11/21	vs Syracuse	W 72-69	0
Home games-Avg/Game	11-182	9-1244	* = Conference game			
Neutral site-Avg/Game	-	4-699	& = ACC Tournament			

Score by Periods	1st	2nd	OT	Totals
Virginia	760	878	9	1647
Opponents	645	804	2	1451



2020-21 Virginia Basketball  
Virginia Combined Team Statistics (as of Mar 06, 2021)  
Conference games



Overall record: 13-4 Conf: 13-4 Home: 7-1 Away: 6-3 Neutral: 0-0

#	Player	gp-gs	min	avg	Total		3-Point		F-Throw		Rebounds				pf	dq	a	to	blk	stl	pts	avg
					fg-fga	fg%	3fg-fga	3fg%	ft-fa	ft%	off	def	tot	avg								
10	Sam Hauser	17-17	598	35.2	105-202	.520	49-106	.462	28-32	.875	13	108	121	7.1	30	0	29	16	7	12	287	16.9
30	Jay Huff	17-17	490	28.8	93-163	.571	23-59	.390	26-31	.839	26	96	122	7.2	49	1	18	27	42	11	235	13.8
25	Trey Murphy III	17-17	535	31.5	65-128	.508	30-74	.405	22-22	1.000	10	50	60	3.5	33	1	22	15	8	11	182	10.7
00	Kihei Clark	17-17	604	35.5	62-151	.411	15-45	.333	24-33	.727	5	34	39	2.3	22	0	85	36	0	14	163	9.6
02	Reece Beekman	17-15	523	30.8	25-73	.342	5-24	.208	25-31	.806	3	48	51	3.0	25	0	54	22	7	19	80	4.7
13	Casey Morsell	15-1	232	15.5	25-70	.357	7-25	.280	3-7	.429	2	18	20	1.3	16	0	9	7	3	5	60	4.0
53	Tomas Woldetensae	14-1	171	12.2	18-43	.419	13-29	.448	6-7	.857	1	19	20	1.4	8	0	12	7	1	6	55	3.9
04	Justin McKoy	12-0	116	9.7	18-36	.500	1-3	.333	0-1	.000	15	23	38	3.2	12	0	2	3	0	2	37	3.1
22	Francisco Caffaro	12-0	90	7.5	6-11	.545	0-0	.000	6-8	.750	8	9	17	1.4	12	0	1	6	1	0	18	1.5
12	Chase Coleman	2-0	1	0.5	1-1	1.000	0-0	.000	0-0	.000	0	0	0	0.0	1	0	0	0	0	0	2	1.0
21	Kadin Shedrick	5-0	20	4.0	2-3	.667	0-0	.000	0-0	.000	0	2	2	0.4	5	0	0	1	0	0	4	0.8
33	Carson McCorkle	5-0	9	1.8	1-1	1.000	1-1	1.000	0-0	.000	0	1	1	0.2	0	0	1	0	0	0	3	0.6
01	Jabir Abdur-Rahim	4-0	9	2.3	1-4	.250	0-2	.000	0-0	.000	0	0	0	0.0	0	0	1	1	0	0	2	0.5
05	Jayden Nixon	1-0	0	0.0	0-0	.000	0-0	.000	0-0	.000	0	0	0	0.0	0	0	0	0	0	0	0	0.0
23	Kody Stattmann	1-0	1	1.0	0-0	.000	0-0	.000	0-0	.000	0	0	0	0.0	0	0	0	0	1	0	0	0.0
24	Austin Katstra	2-0	1	0.5	0-0	.000	0-0	.000	0-0	.000	0	0	0	0.0	0	0	0	0	0	0	0	0.0
11	Malachi Poindexter	1-0	0	0.0	0-0	.000	0-0	.000	0-0	.000	0	0	0	0.0	0	0	0	0	0	0	0	0.0
Team											17	21	38					16				
Total.....		17	3400		422-886	.476	144-368	.391	140-172	.814	100	429	529	31.1	213	2	234	157	70	80	1128	66.4
Opponents.....		17	3400		372-887	.419	104-314	.331	166-226	.735	116	381	497	29.2	190	-	186	152	48	86	1014	59.6

TEAM STATISTICS	VA	OPP	Date	Opponent	Score	Att.
SCORING						
Points per game	66.4	59.6	* 12/30/20	at Notre Dame	w 66-57	86
Scoring margin	+6.7	-	* 01/06/21	WAKE FOREST	w 70-61	250
FIELD GOALS-ATT	422-886	372-887	* 01/09/21	at Boston College	w 61-49	0
Field goal pct	.476	.419	* 01/13/21	NOTRE DAME	w 80-68	250
3 POINT FG-ATT	144-368	104-314	* 01/16/21	at Clemson	w 85-50	1876
3-point FG pct	.391	.331	* 01/23/21	GEORGIA TECH	w 64-62	250
3-pt FG made per game	8.5	6.1	* 01/25/21	SYRACUSE	w 81-58	250
FREE THROWS-ATT	140-172	166-226	* 01/30/21	at Virginia Tech	L 51-65	250
Free throw pct	.814	.735	* 02/03/21	at NC State	w 64-57	25
F-Throws made per game	8.2	9.8	* 02/06/21	PITTSBURGH	w 73-66	0
REBOUNDS	529	497	* 02/10/21	at Georgia Tech	w 57-49	1200
Rebounds per game	31.1	29.2	* 02/13/21	NORTH CAROLINA	w 60-48	250
Rebounding margin	+1.9	-	* 02/15/21	at Florida St.	L 60-81	2950
ASSISTS	234	186	* 02/20/21	at Duke	L 65-66	0
Assists per game	13.8	10.9	* 02/24/21	NC STATE	L 61-68	0
TURNOVERS	157	152	* 03/01/21	MIAMI (FL)	w 62-51	0
Turnovers per game	9.2	8.9	* 03/06/21	at Louisville	w 68-58	4812
Turnover margin	-0.3	-	* - Conference game			
Assist/turnover ratio	1.5	1.2				
STEALS	80	86				
Steals per game	4.7	5.1				
BLOCKS	70	48				
Blocks per game	4.1	2.8				
ATTENDANCE	1250	11199				
Home games-Avg/Game	8-156	9-1244				
Neutral site-Avg/Game	-	0-0				

Score by Periods	1st	2nd	Totals
Virginia	517	611	1128
Opponents	473	541	1014

2020-21 Virginia Basketball  
Virginia Combined Team Statistics (as of Mar 11, 2021)  
2021 ACC Tournament

RECORD:	OVERALL	HOME	AWAY	NEUTRAL
ALL GAMES	1-0	0-0	0-0	1-0
CONFERENCE	0-0	0-0	0-0	0-0
NON-CONFERENCE	1-0	0-0	0-0	1-0

#	Player	gp-gs	min	avg	Total		3-Point		F-Throw		Rebounds								a	to	blk	stl	pts	avg
					fg-fga	fg%	3fg-fga	3fg%	ft-fa	ft%	off	def	tot	avg	pf	dq								
10	Sam Hauser	1-1	36	36.0	8-15	.533	3-10	.300	2-2	1.000	0	5	5	5.0	3	0	3	1	1	0	21	21.0		
25	Trey Murphy III	1-1	32	32.0	4-12	.333	3-11	.273	4-4	1.000	0	2	2	2.0	4	0	0	0	2	2	15	15.0		
30	Jay Huff	1-1	36	36.0	4-5	.800	0-0	.000	5-6	.833	6	6	12	12.0	3	0	2	2	4	0	13	13.0		
00	Kihei Clark	1-1	34	34.0	4-9	.444	2-5	.400	0-0	.000	1	1	2	2.0	0	0	6	2	0	1	10	10.0		
53	Tomas Woldetensae	1-0	15	15.0	3-7	.429	2-5	.400	0-0	.000	1	0	1	1.0	0	0	1	0	0	0	8	8.0		
02	Reece Beekman	1-1	31	31.0	1-6	.167	1-4	.250	0-0	.000	1	2	3	3.0	3	0	4	2	0	2	3	3.0		
04	Justin McKoy	1-0	12	12.0	1-1	1.000	0-0	.000	0-0	.000	1	5	6	6.0	1	0	1	3	0	0	2	2.0		
13	Casey Morsell	1-0	4	4.0	0-0	.000	0-0	.000	0-0	.000	0	0	0	0.0	0	0	0	0	0	0	0	0.0		
Team											0	2	2				2							
Total.....		1	200		25-55	.455	11-35	.314	11-12	.917	10	23	33	33.0	14	0	17	12	7	5	72	72.0		
Opponents.....		1	200		24-57	.421	8-22	.364	13-17	.765	11	19	30	30.0	12	-	16	7	3	6	69	69.0		

TEAM STATISTICS	VA	OPP	Date	Opponent	Score	Att.
SCORING	72	69	& 03/11/21	vs Syracuse	w 72-69	0
Points per game	72.0	69.0				
Scoring margin	+3.0	-				
FIELD GOALS-ATT	25-55	24-57				
Field goal pct	.455	.421				
3 POINT FG-ATT	11-35	8-22				
3-point FG pct	.314	.364				
3-pt FG made per game	11.0	8.0				
FREE THROWS-ATT	11-12	13-17				
Free throw pct	.917	.765				
F-Throws made per game	11.0	13.0				
REBOUNDS	33	30				
Rebounds per game	33.0	30.0				
Rebounding margin	+3.0	-				
ASSISTS	17	16				
Assists per game	17.0	16.0				
TURNOVERS	12	7				
Turnovers per game	12.0	7.0				
Turnover margin	-5.0	-				
Assist/turnover ratio	1.4	2.3				
STEALS	5	6				
Steals per game	5.0	6.0				
BLOCKS	7	3				
Blocks per game	7.0	3.0				
ATTENDANCE	0	0				
Home games-Avg/Game	0-0	0-0				
Neutral site-Avg/Game	-	1-0				

Score by Periods	1st	2nd	Totals
Virginia	36	36	72
Opponents	39	30	69



2020-21 Virginia Basketball  
Virginia Team Game-by-Game Comparison (as of Mar 11, 2021)  
All games



Opponent	1st	2nd	Score	Mar	Total FG	FG Pct	3-Pointers	3FG Pct	Free Throws	FT Pct	Rebounds	Assist	T/Over	Block	Steal	Fouls
Towson	42/19	47/35	89-54	+35	35-63/18-49	.556/.367	15-29/7-16	.517/.438	4-4/11-14	1000/.786	34/26 +8	17/9	6/10	5/0	7/1	14/9
San Francisco	24/21	36/40	60-61	(1)	21-51/23-58	.412/.397	3-12/13-28	.250/.464	15-18/2-4	.833/.500	36/32 +4	5/14	8/8	6/3	3/6	12/16
SAINT FRANCIS (PA)	45/13	31/38	76-51	+25	30-58/18-50	.517/.360	5-22/7-24	.227/.292	11-12/8-13	.917/.615	38/25 +13	18/10	9/10	3/0	5/5	15/12
KENT ST.	29/22	33/40	71-64	+7	21-44/25-63	.477/.397	7-18/9-32	.389/.281	22-30/5-6	.733/.833	32/30 +2	14/12	12/12	4/0	6/8	13/25
WILLIAM & MARY	36/14	40/26	76-40	+36	28-55/14-50	.509/.280	9-26/3-17	.346/.176	11-14/9-10	.786/.900	35/29 +6	16/6	7/17	5/0	8/3	9/16
Gonzaga	31/44	44/54	75-98	(23)	26-54/35-58	.481/.603	10-25/10-20	.400/.500	13-16/18-23	.813/.783	25/31 (6)	14/26	15/7	4/2	4/8	20/17
Notre Dame	30/24	36/33	66-57	+9	27-58/18-45	.466/.400	8-26/5-20	.308/.250	4-8/16-21	.500/.762	35/31 +4	14/13	5/7	3/1	3/3	15/11
WAKE FOREST	34/39	36/22	70-61	+9	28-52/23-45	.538/.511	6-20/10-19	.300/.526	8-10/5-11	.800/.455	26/26 -	11/12	6/13	1/1	10/4	8/12
Boston College	29/26	32/23	61-49	+12	24-53/17-55	.453/.309	4-15/6-21	.267/.286	9-10/9-15	.900/.600	33/37 (4)	7/9	7/11	6/6	3/3	15/10
NOTRE DAME	37/25	43/43	80-68	+12	31-57/22-51	.544/.431	12-24/5-22	.500/.227	6-7/19-20	.857/.950	29/27 +2	16/10	8/7	3/2	3/4	17/8
Clemson	33/17	52/33	85-50	+35	34-56/21-52	.607/.404	15-27/5-23	.556/.217	2-2/3-4	1000/.750	33/21 +12	22/7	7/9	1/2	6/2	8/8
GEORGIA TECH	32/36	32/26	64-62	+2	25-52/24-53	.481/.453	8-18/9-15	.444/.600	6-7/5-6	.857/.833	32/25 +7	14/12	9/6	7/8	2/8	8/11
SYRACUSE	35/26	46/32	81-58	+23	29-59/22-59	.492/.373	14-31/5-24	.452/.208	9-11/9-10	.818/.900	41/28 +13	23/10	13/12	5/2	7/9	8/10
Virginia Tech	29/21	22/44	51-65	(14)	19-52/22-44	.365/.500	10-28/9-18	.357/.500	3-4/12-14	.750/.857	24/30 (6)	9/13	9/12	1/4	6/2	16/8
NC State	28/24	36/33	64-57	+7	19-41/23-53	.463/.434	6-17/4-14	.353/.286	20-22/7-12	.909/.583	24/31 (7)	12/9	11/12	3/0	5/6	13/16
PITTSBURGH	30/27	43/39	73-66	+7	25-47/26-60	.532/.433	12-24/4-14	.500/.286	11-14/10-15	.786/.667	27/33 (6)	13/11	12/9	2/1	5/4	15/11
Georgia Tech	20/26	37/23	57-49	+8	24-49/18-50	.490/.360	7-20/4-21	.350/.190	2-2/9-11	1000/.818	35/21 +14	16/11	17/8	7/2	2/6	9/9
NORTH CAROLINA	27/18	33/30	60-48	+12	19-48/20-58	.396/.345	10-22/2-16	.455/.125	12-19/6-12	.632/.500	34/41 (7)	16/11	6/8	5/2	4/6	14/18
Florida St.	25/45	35/36	60-81	(21)	22-47/29-58	.468/.500	9-23/13-24	.391/.542	7-12/10-13	.583/.769	25/31 (6)	14/17	13/5	4/2	3/9	15/12
Duke	36/39	29/27	65-66	(1)	26-52/26-51	.500/.510	5-11/9-23	.455/.391	8-10/5-9	.800/.556	32/22 +10	11/16	13/10	4/7	6/7	12/14
NC STATE	23/29	38/39	61-68	(7)	20-54/20-44	.370/.455	7-25/5-12	.280/.417	14-14/23-28	1000/.821	30/31 (1)	13/12	8/9	6/4	5/6	19/12
MIAMI (FL)	41/30	21/21	62-51	+11	23-57/20-52	.404/.385	8-22/4-15	.364/.267	8-9/7-8	.889/.875	35/32 +3	13/5	8/11	4/4	9/5	8/11
Louisville	28/21	40/37	68-58	+10	27-52/21-57	.519/.368	3-15/5-13	.200/.385	11-11/11-17	1000/.647	34/30 +4	10/8	5/3	8/0	1/2	13/9
Syracuse	36/39	36/30	72-69	+3	25-55/24-57	.455/.421	11-35/8-22	.314/.364	11-12/13-17	.917/.765	33/30 +3	17/16	12/7	7/3	5/6	14/12

Note: Game totals are displayed in the format TEAM/OPPONENT for each category



2020-21 Virginia Basketball  
Virginia Points-Rebounds-Assists (as of Mar 11, 2021)  
All games



Opponent	Date	Score		00 CLARK,KIHE	01 ABDUR-RAHI	02 BEEKMAN,RE	04 MCKOY,JUST	05 NIXON,JAYD	10 HAUSER,SAM	11 POINDEXTER
vs Towson	11/25/20	89-54	w	7-0-3	3-0-0	3-2-2	2-5-3	0-1-0	19-8-3	0-0-0
vs San Francisco	11/27/20	60-61	L	9-2-2	DNP	11-4-0	11-6-1	DNP	10-6-0	DNP
SAINT FRANCIS (PA)	12/01/20	76-51	w	0-0-3	0-1-1	2-2-4	7-2-1	DNP	11-6-0	0-0-0
KENT ST.	12/04/20	71-64	w	14-1-3	DNP	4-3-0	0-2-1	DNP	18-7-4	DNP
WILLIAM & MARY	12/22/20	76-40	w	6-2-4	2-1-0	6-2-4	3-1-1	0-0-0	9-3-2	DNP
vs Gonzaga	12/26/20	75-98	L	19-2-4	0-0-0	3-2-4	5-2-0	DNP	10-5-1	DNP
at Notre Dame	12/30/20	66-57	w	19-3-5	DNP	0-1-0	6-6-1	DNP	13-10-4	DNP
WAKE FOREST	01/06/21	70-61	w	10-1-3	DNP	12-1-3	6-5-0	DNP	16-11-3	DNP
at Boston College	01/09/21	61-49	w	12-3-3	DNP	4-3-3	2-4-0	DNP	17-10-1	DNP
NOTRE DAME	01/13/21	80-68	w	12-1-6	DNP	7-4-3	DNP	DNP	15-9-1	DNP
at Clemson	01/16/21	85-50	w	12-0-5	2-0-1	8-5-6	0-1-0	DNP	14-8-2	DNP
GEORGIA TECH	01/23/21	64-62	w	2-3-8	DNP	6-5-3	DNP	DNP	22-6-0	DNP
SYRACUSE	01/25/21	81-58	w	4-4-9	0-0-0	10-5-5	0-0-0	DNP	21-7-3	DNP
at Virginia Tech	01/30/21	51-65	L	11-2-0	DNP	1-1-3	2-2-0	DNP	10-5-1	DNP
at NC State	02/03/21	64-57	w	8-2-6	DNP	8-5-1	0-1-0	DNP	18-5-1	DNP
PITTSBURGH	02/06/21	73-66	w	11-1-8	DNP	4-0-2	DNP	DNP	23-6-1	DNP
at Georgia Tech	02/10/21	57-49	w	14-3-6	DNP	7-5-2	DNP	DNP	8-10-5	DNP
NORTH CAROLINA	02/13/21	60-48	w	6-2-5	0-0-0	1-8-7	DNP	DNP	17-5-2	DNP
at Florida St.	02/15/21	60-81	L	12-3-4	0-0-0	0-2-3	5-2-0	DNP	11-5-0	DNP
at Duke	02/20/21	65-66	L	15-4-2	DNP	0-1-2	0-2-0	DNP	19-8-3	DNP
NC STATE	02/24/21	61-68	L	11-3-7	DNP	2-2-3	4-3-1	DNP	21-2-0	DNP
MIAMI (FL)	03/01/21	62-51	w	2-3-5	DNP	4-0-4	8-6-0	0-0-0	18-6-1	0-0-0
at Louisville	03/06/21	68-58	w	2-1-3	DNP	6-3-4	4-6-0	DNP	24-8-1	DNP
vs Syracuse	03/11/21	72-69	w	10-2-6	DNP	3-3-4	2-6-1	DNP	21-5-3	DNP

Opponent	Date	Score		12 COLEMAN,CH	13 MORSELL,CA	21 SHEDRICK,K	22 CAFFARO,FR	23 STATTMANN,	24 KATSTRA,AU	25 III,TREY M
vs Towson	11/25/20	89-54	w	0-1-0	5-4-2	2-0-1	0-1-0	8-2-0	0-0-0	21-3-0
vs San Francisco	11/27/20	60-61	L	DNP	4-1-0	0-3-0	DNP	2-1-0	DNP	4-1-0
SAINT FRANCIS (PA)	12/01/20	76-51	w	0-0-0	7-0-2	12-8-0	0-0-0	4-4-2	0-1-0	10-4-1
KENT ST.	12/04/20	71-64	w	DNP	4-0-1	0-0-0	DNP	DNP	DNP	8-4-2
WILLIAM & MARY	12/22/20	76-40	w	0-0-0	6-2-0	10-7-0	2-2-0	DNP	3-0-0	15-4-3
vs Gonzaga	12/26/20	75-98	L	DNP	8-1-0	0-4-2	0-0-1	DNP	DNP	15-3-2
at Notre Dame	12/30/20	66-57	w	DNP	6-2-1	2-1-0	DNP	DNP	DNP	5-4-1
WAKE FOREST	01/06/21	70-61	w	DNP	DNP	2-0-0	DNP	DNP	DNP	13-1-2
at Boston College	01/09/21	61-49	w	DNP	DNP	DNP	0-0-0	DNP	DNP	8-4-0
NOTRE DAME	01/13/21	80-68	w	DNP	15-4-0	DNP	3-1-1	DNP	DNP	10-0-4
at Clemson	01/16/21	85-50	w	0-0-0	5-1-0	DNP	2-2-0	DNP	0-0-0	13-3-1
GEORGIA TECH	01/23/21	64-62	w	DNP	9-4-1	DNP	4-3-0	DNP	DNP	3-1-0
SYRACUSE	01/25/21	81-58	w	DNP	7-2-0	DNP	2-2-0	DNP	DNP	16-7-2
at Virginia Tech	01/30/21	51-65	L	DNP	4-1-2	DNP	0-2-0	DNP	DNP	10-6-1
at NC State	02/03/21	64-57	w	DNP	0-0-1	DNP	0-0-0	DNP	DNP	18-5-0
PITTSBURGH	02/06/21	73-66	w	DNP	0-0-0	DNP	0-1-0	DNP	DNP	8-4-0
at Georgia Tech	02/10/21	57-49	w	DNP	0-0-0	0-0-0	DNP	DNP	DNP	18-5-1
NORTH CAROLINA	02/13/21	60-48	w	DNP	2-1-0	0-0-0	1-2-0	DNP	DNP	12-0-1
at Florida St.	02/15/21	60-81	L	DNP	3-2-2	0-1-0	DNP	0-0-0	DNP	13-5-3
at Duke	02/20/21	65-66	L	DNP	7-2-2	DNP	0-0-0	DNP	DNP	4-2-1
NC STATE	02/24/21	61-68	L	DNP	0-1-0	DNP	2-1-0	DNP	DNP	2-1-2
MIAMI (FL)	03/01/21	62-51	w	2-0-0	2-0-0	DNP	4-3-0	DNP	0-0-0	12-6-2
at Louisville	03/06/21	68-58	w	DNP	0-0-0	DNP	DNP	DNP	DNP	17-6-1
vs Syracuse	03/11/21	72-69	w	DNP	0-0-0	DNP	DNP	DNP	DNP	15-2-0



2020-21 Virginia Basketball  
Virginia Points-Rebounds-Assists (as of Mar 11, 2021)  
All games



Opponent	Date	Score		30	33	53
				HUFF,JAY	MCCORKLE,C	WOLDETENSA
vs Towson	11/25/20	89-54	w	14-4-0	0-1-2	5-2-1
vs San Francisco	11/27/20	60-61	L	4-7-1	DNP	5-0-1
SAINT FRANCIS (PA)	12/01/20	76-51	w	13-5-0	2-2-0	8-3-4
KENT ST.	12/04/20	71-64	w	18-11-1	DNP	5-1-2
WILLIAM & MARY	12/22/20	76-40	w	9-4-1	0-0-1	5-2-0
vs Gonzaga	12/26/20	75-98	L	9-6-0	DNP	6-0-0
at Notre Dame	12/30/20	66-57	w	15-5-1	DNP	0-1-1
WAKE FOREST	01/06/21	70-61	w	11-3-0	DNP	0-2-0
at Boston College	01/09/21	61-49	w	18-8-0	0-0-0	0-0-0
NOTRE DAME	01/13/21	80-68	w	18-5-1	DNP	DNP
at Clemson	01/16/21	85-50	w	12-7-5	3-1-1	14-5-1
GEORGIA TECH	01/23/21	64-62	w	18-5-2	DNP	0-0-0
SYRACUSE	01/25/21	81-58	w	21-12-2	0-0-0	0-1-2
at Virginia Tech	01/30/21	51-65	L	13-4-1	DNP	0-0-1
at NC State	02/03/21	64-57	w	12-6-3	DNP	0-0-0
PITTSBURGH	02/06/21	73-66	w	13-8-0	DNP	14-2-2
at Georgia Tech	02/10/21	57-49	w	6-9-1	DNP	4-1-1
NORTH CAROLINA	02/13/21	60-48	w	18-12-0	0-0-0	3-2-1
at Florida St.	02/15/21	60-81	L	4-2-1	0-0-0	12-1-1
at Duke	02/20/21	65-66	L	20-12-1	DNP	DNP
NC STATE	02/24/21	61-68	L	19-11-0	DNP	DNP
MIAMI (FL)	03/01/21	62-51	w	7-7-0	DNP	3-2-1
at Louisville	03/06/21	68-58	w	10-6-0	DNP	5-3-1
vs Syracuse	03/11/21	72-69	w	13-12-2	DNP	8-1-1



## Individual Career History



### Jabri Abdur-Rahim

			Total		3-Point		F-Throws		Rebounds											Scoring	
Season	gp-gs	min/avg	fg-fga	pct	fg-fga	pct	ft-fta	pct	off	def	tot	avg	pf	fo	ast	to	blk	stl	pts	avg	
2020-21	8-0	37/4.6	2-10	.200	1-7	.143	2-2	1.000	0	2	2	0.3	7	0	2	1	1	1	7	0.9	
TOTAL	8-0	37/4.6	2-10	.200	1-7	.143	2-2	1.000	0	2	2	0.3	7	0	2	1	1	1	7	0.9	

### Reece Beekman

			Total		3-Point		F-Throws		Rebounds											Scoring	
Season	gp-gs	min/avg	fg-fga	pct	fg-fga	pct	ft-fta	pct	off	def	tot	avg	pf	fo	ast	to	blk	stl	pts	avg	
2020-21	24-19	694/28.9	39-103	.379	9-35	.257	25-33	.758	4	65	69	2.9	37	0	72	29	8	29	112	4.7	
TOTAL	24-19	694/28.9	39-103	.379	9-35	.257	25-33	.758	4	65	69	2.9	37	0	72	29	8	29	112	4.7	

### Francisco Caffaro

			Total		3-Point		F-Throws		Rebounds											Scoring	
Season	gp-gs	min/avg	fg-fga	pct	fg-fga	pct	ft-fta	pct	off	def	tot	avg	pf	fo	ast	to	blk	stl	pts	avg	
2019-20	20-2	152/7.6	9-17	.529	0-0	.000	10-15	.667	10	14	24	1.2	24	0	0	9	5	2	28	1.4	
2020-21	16-0	108/6.8	6-12	.500	0-0	.000	8-10	.800	9	11	20	1.3	15	0	2	6	1	0	20	1.3	
TOTAL	36-2	260/7.2	15-29	.517	0-0	.000	18-25	.720	19	25	44	1.2	39	0	2	15	6	2	48	1.3	

### Kihei Clark

			Total		3-Point		F-Throws		Rebounds											Scoring	
Season	gp-gs	min/avg	fg-fga	pct	fg-fga	pct	ft-fta	pct	off	def	tot	avg	pf	fo	ast	to	blk	stl	pts	avg	
2018-19	38-20	1018/26.8	55-157	.350	29-85	.341	33-40	.825	16	73	89	2.3	52	0	97	39	0	28	172	4.5	
2019-20	30-30	1114/37.1	105-280	.375	36-96	.375	78-89	.876	11	114	125	4.2	54	0	176	105	3	37	324	10.8	
2020-21	24-22	816/34.0	82-197	.416	19-58	.328	45-60	.750	6	42	48	2.0	30	0	110	53	0	18	228	9.5	
TOTAL	92-72	2948/32.0	242-634	.382	84-239	.351	156-189	.825	33	229	262	2.8	136	0	383	197	3	83	724	7.9	

### Chase Coleman

			Total		3-Point		F-Throws		Rebounds											Scoring	
Season	gp-gs	min/avg	fg-fga	pct	fg-fga	pct	ft-fta	pct	off	def	tot	avg	pf	fo	ast	to	blk	stl	pts	avg	
2019-20	17-0	87/5.1	5-18	.278	2-8	.250	0-0	.000	0	8	8	0.5	9	0	4	7	0	5	12	0.7	
2020-21	5-0	6/1.2	1-1	1.000	0-0	.000	0-0	.000	0	1	1	0.2	1	0	0	0	0	0	2	0.4	
TOTAL	22-0	93/4.2	6-19	.316	2-8	.250	0-0	.000	0	9	9	0.4	10	0	4	7	0	5	14	0.6	

### Sam Hauser

			Total		3-Point		F-Throws		Rebounds											Scoring	
Season	gp-gs	min/avg	fg-fga	pct	fg-fga	pct	ft-fta	pct	off	def	tot	avg	pf	fo	ast	to	blk	stl	pts	avg	
2020-21	24-24	821/34.2	143-276	.518	62-143	.434	37-42	.881	21	140	161	6.7	37	0	42	26	10	13	385	16.0	
TOTAL	24-24	821/34.2	143-276	.518	62-143	.434	37-42	.881	21	140	161	6.7	37	0	42	26	10	13	385	16.0	

### Jay Huff

			Total		3-Point		F-Throws		Rebounds											Scoring	
Season	gp-gs	min/avg	fg-fga	pct	fg-fga	pct	ft-fta	pct	off	def	tot	avg	pf	fo	ast	to	blk	stl	pts	avg	
2017-18	12-0	106/8.8	17-25	.680	2-7	.286	5-8	.625	6	17	23	1.9	14	1	4	4	14	1	41	3.4	
2018-19	34-0	318/9.4	58-96	.604	14-31	.452	20-30	.667	19	54	73	2.1	50	0	8	17	25	8	150	4.4	
2019-20	30-18	748/24.9	105-184	.571	19-53	.358	27-50	.540	57	129	186	6.2	72	2	24	32	61	11	256	8.5	
2020-21	24-24	650/27.1	123-206	.597	28-69	.406	41-49	.837	41	130	171	7.1	62	1	23	33	62	12	315	13.1	
TOTAL	100-42	1822/18.2	303-511	.593	63-160	.394	93-137	.679	123	330	453	4.5	198	4	59	86	162	32	762	7.6	



## Individual Career History

### Trey Murphy III

			Total		3-Point		F-Throws		Rebounds											Scoring	
Season	gp-gs	min/avg	fg-fga	pct	fg-fga	pct	ft-fta	pct	off	def	tot	avg	pf	fo	ast	to	blk	stl	pts	avg	
2020-21	24-19	704/29.3	92-182	.505	48-112	.429	38-41	.927	14	67	81	3.4	45	1	30	18	11	18	270	11.3	
TOTAL	24-19	704/29.3	92-182	.505	48-112	.429	38-41	.927	14	67	81	3.4	45	1	30	18	11	18	270	11.3	

### Austin Katstra

			Total		3-Point		F-Throws		Rebounds											Scoring	
Season	gp-gs	min/avg	fg-fga	pct	fg-fga	pct	ft-fta	pct	off	def	tot	avg	pf	fo	ast	to	blk	stl	pts	avg	
2017-18	10-0	19/1.9	4-7	.571	1-4	.250	1-2	.500	0	5	5	0.5	1	0	0	1	0	1	10	1.0	
2018-19	11-0	29/2.6	4-10	.400	2-8	.250	0-0	.000	1	5	6	0.5	4	0	3	1	1	0	10	0.9	
2019-20	1-0	3/3.0	0-2	.000	0-0	.000	0-0	.000	0	5	5	5.0	0	0	0	0	0	0	0	0.0	
2020-21	5-0	6/1.2	1-4	.250	1-3	.333	0-0	.000	1	0	1	0.2	0	0	0	0	0	0	3	0.6	
TOTAL	27-0	57/2.1	9-23	.391	4-15	.267	1-2	.500	2	15	17	0.6	5	0	3	2	1	1	23	0.9	

### Carson McCorkle

			Total		3-Point		F-Throws		Rebounds											Scoring	
Season	gp-gs	min/avg	fg-fga	pct	fg-fga	pct	ft-fta	pct	off	def	tot	avg	pf	fo	ast	to	blk	stl	pts	avg	
2020-21	8-0	22/2.8	2-5	.400	1-4	.250	0-0	.000	1	3	4	0.5	1	0	4	0	0	1	5	0.6	
TOTAL	8-0	22/2.8	2-5	.400	1-4	.250	0-0	.000	1	3	4	0.5	1	0	4	0	0	1	5	0.6	

### Justin McKoy

Season	gp-gs	min/avg	Total		3-Point		F-Throws		Rebounds											Scoring	
			fg-fga	pct	fg-fga	pct	ft-fta	pct	off	def	tot	avg	pf	fo	ast	to	blk	stl	pts	avg	
2019-20	14-0	103/7.4	5-13	.385	0-0	.000	4-6	.667	5	10	15	1.1	11	0	1	3	1	1	14	1.0	
2020-21	19-4	213/11.2	28-58	.483	3-9	.333	8-10	.800	17	45	62	3.3	18	0	10	10	0	4	67	3.5	
TOTAL	33-4	316/9.6	33-71	.465	3-9	.333	12-16	.750	22	55	77	2.3	29	0	11	13	1	5	81	2.5	

### Casey Morsell

			Total		3-Point		F-Throws		Rebounds										Scoring	
Season	gp-gs	min/avg	fg-fga	pct	fg-fga	pct	ft-fta	pct	off	def	tot	avg	pf	fo	ast	to	blk	stl	pts	avg
2019-20	30-13	654/21.8	46-166	.277	15-85	.176	12-14	.857	8	43	51	1.7	49	0	22	26	5	18	119	4.0
2020-21	22-3	325/14.8	39-101	.386	9-36	.250	7-11	.636	5	23	28	1.3	21	0	14	12	5	8	94	4.3
TOTAL	52-16	979/18.8	85-267	.318	24-121	.198	19-25	.760	13	66	79	1.5	70	0	36	38	10	26	213	4.1

### Jayden Nixon

			Total		3-Point		F-Throws		Rebounds											Scoring	
Season	gp-gs	min/avg	fg-fga	pct	fg-fga	pct	ft-fta	pct	off	def	tot	avg	pf	fo	ast	to	blk	stl	pts	avg	
2018-19	14-0	43/3.1	3-10	.300	0-3	.000	2-4	.500	3	5	8	0.6	10	0	1	4	2	2	8	0.6	
2019-20	5-0	18/3.6	1-2	.500	0-1	.000	0-0	.000	1	1	2	0.4	1	0	0	2	0	0	2	0.4	
2020-21	3-0	4/1.3	0-0	.000	0-0	.000	0-0	.000	0	1	1	0.3	1	0	0	0	0	0	0	0.0	
TOTAL	22-0	65/3.0	4-12	.333	0-4	.000	2-4	.500	4	7	11	0.5	12	0	1	6	2	2	10	0.5	

### Malachi Poindexter

			Total		3-Point		F-Throws		Rebounds											Scoring	
Season	gp-gs	min/avg	fg-fga	pct	fg-fga	pct	ft-fta	pct	off	def	tot	avg	pf	fo	ast	to	blk	stl	pts	avg	
2020-21	3-0	3/1.0	0-2	.000	0-2	.000	0-0	.000	0	0	0	0.0	0	0	0	0	0	0	0	0.0	
TOTAL	3-0	3/1.0	0-2	.000	0-2	.000	0-0	.000	0	0	0	0.0	0	0	0	0	0	0	0	0.0	

### Kadin Shedrick

			Total		3-Point		F-Throws		Rebounds											Scoring	
Season	gp-gs	min/avg	fg-fga	pct	fg-fga	pct	ft-fta	pct	off	def	tot	avg	pf	fo	ast	to	blk	stl	pts	avg	
2020-21	11-0	88/8.0	11-21	.524	0-1	.000	6-9	.667	12	12	24	2.2	14	0	3	6	4	2	28	2.5	
TOTAL	11-0	88/8.0	11-21	.524	0-1	.000	6-9	.667	12	12	24	2.2	14	0	3	6	4	2	28	2.5	



## Individual Career History

### Kody Stattmann

			Total		3-Point		F-Throws		Rebounds											Scoring	
Season	gp-gs	min/avg	fg-fga	pct	fg-fga	pct	ft-fta	pct	off	def	tot	avg	pf	fo	ast	to	blk	stl	pts	avg	
2018-19	18-0	73/4.1	9-21	.429	4-15	.267	8-9	.889	2	9	11	0.6	8	0	2	5	0	1	30	1.7	
2019-20	24-10	514/21.4	33-98	.337	14-52	.269	6-9	.667	10	48	58	2.4	24	0	16	21	10	9	86	3.6	
2020-21	4-0	34/8.5	7-12	.583	0-2	.000	0-0	.000	0	7	7	1.8	1	0	2	0	1	1	14	3.5	
TOTAL	46-10	621/13.5	49-131	.374	18-69	.261	14-18	.778	12	64	76	1.7	33	0	20	26	11	11	130	2.8	

### Tomas Woldetensae

			Total		3-Point		F-Throws		Rebounds											Scoring	
Season	gp-gs	min/avg	fg-fga	pct	fg-fga	pct	ft-fta	pct	off	def	tot	avg	pf	fo	ast	to	blk	stl	pts	avg	
2019-20	29-22	785/27.1	65-187	.348	52-144	.361	8-9	.889	5	58	63	2.2	52	0	33	30	8	23	190	6.6	
2020-21	21-5	294/14.0	32-76	.421	23-54	.426	10-11	.909	2	27	29	1.4	20	0	21	12	1	11	97	4.6	
TOTAL	50-27	1079/21.6	97-263	.369	75-198	.379	18-20	.900	7	85	92	1.8	72	0	54	42	9	34	287	5.7	



# 2020-21 Virginia Men's Basketball



**0 • KIHEI CLARK**  
Jr. • G • 5-9 • 160  
Woodland Hills, Calif.



**1 • JABRI ABDUR-RAHIM**  
Fr. • G • 6-7 • 214  
South Orange, N.J.



**2 • REECE BEEKMAN**  
FR. • G • 6-3 • 174  
Baton Rouge, La.




**4 • JUSTIN MCKOY**  
So. • F • 6-8 • 215  
Cary, N.C.




**5 • JAYDEN NIXON**  
JR. • G • 6-3 • 187  
CHARLOTTESVILLE, VA.



**10 • SAM HAUSER**  
R-SR. • F • 6-8 • 218  
STEVENS POINT, WIS.



**11 • MALACHI  
POINDEXTER**  
Fr. • G • 6-2 • 193



**12 • CHASE COLEMAN**  
So. • G • 5-9 • 157  
Norfolk, Va.




**13 • CASEY MORSELL**  
So. • G • 6-3 • 196  
Fort Washington, Md.



**21 • KADIN SHEDRICK**  
R-FR. • F • 6-11 • 216  
RALEIGH, N.C.



**22 • FRANCISCO CAFFARO**  
R-SO. • C • 7-0 • 250  
SANTA FE, ARGENTINA




**23 • KODY STATTMANN**  
JR. • G • 6-7 • 204  
Queensland, Australia



**24 • AUSTIN KATSTRA**  
SR. • F • 6-6 • 237  
Charlottesville, Va.



**25 • TREY MURPHY III**  
JR. • G • 6-9 • 206  
Durham, N.C.



**30 • JAY HUFF**  
R-SR. • F • 7-1 • 240  
Durham, N.C.



**33 • CARSON MCCORKLE**  
FR. • G • 6-3 • 184  
Raleigh, N.C.



**53 • TOMAS WOLDETENSAE**  
SR. • G • 6-5 • 197  
Bologna, Italy



**TONY BENNETT**  
Head Coach  
12th Season