

# Pitt

## BASKETBALL

### 2023-24 SCHEDULE

Date	Opponent (TV)	Time
N. 6	NC A&T (ACCNX)	W, 100-52
N. 10	BINGHAMTON (ACCNX)	W, 89-60
N. 13	FLORIDA GULF COAST (ACCN)	W, 86-74
N. 17	JACKSONVILLE (ACCNX)	W, 107-56

#### Preseason NIT

N. 22	+ vs. Florida (ESPN2)	L, 86-71
N. 24	+ vs. Oregon State (ESPN2)	W, 76-51

#### ACC/SEC Challenge

N. 28	MISSOURI (ESPNU)	L, 71-64
D. 3	CLEMSON * (ACCN)	L, 79-70

#### Backyard Brawl

D. 6	at West Virginia (ESPN2)	W, 80-63
D. 9	CANISIUS (ACCN)	W, 82-71
D. 16	SOUTH CAROLINA STATE (ACCN)	W, 86-50
D. 20	PURDUE FORT WAYNE (ACCNX)	W, 62-48
D. 30	at Syracuse * (CW)	L, 81-73
J. 2	[-/8] NORTH CAROLINA * (ESPN)	L, 70-57
J. 6	at Louisville * (CW)	W, 83-70
J. 9	[-/11] DUKE * (ESPN)	L, 75-53
J. 16	SYRACUSE * (ESPN)	L, 69-58
J. 20	[-/7] at Duke * (ACCN)	W, 80-76
J. 23	at Georgia Tech * (ESPNU)	W, 72-64
J. 27	at Miami * (CW)	L, 72-68
J. 31	WAKE FOREST * (ACCN)	W, 77-72
F. 3	NOTRE DAME * (ACCN)	W, 70-60
F. 7	at NC State * (ESPNU)	W, 67-64
F. 13	at Virginia * (ACCN)	7 PM
F. 17	LOUISVILLE * (ACCN)	6:30 PM
F. 20	at Wake Forest * (ACCN)	9 PM
F. 24	VIRGINIA TECH * (CW)	5:30 PM
F. 27	at Clemson * (ACCN)	7 PM
M. 2	at Boston College * (ACCN)	6 PM
M. 5	FLORIDA STATE * (ESPNU)	9 PM
M. 9	NC STATE * (CW)	7:45 PM

#### ACC Tournament

M. 12-16	< ACC Tournament (ESPN / ACCN)	TBD
----------	--------------------------------	-----

+ Barclays Center

\* Denotes ACC contest

< Capital One Arena

All Game times are Eastern Time Zone

#### HOME GAMES IN BOLD CAPS

[-/-] Pitt / Opponent AP Rank

• Overtime

### STRATEGIC COMMUNICATIONS

Matt Plizga, Associate AD (MBB)

mplizga@athletics.pitt.edu (email)  
(412) 648-8240 (office)  
(919) 812-0882 (cell)

Elisabeth Schmidt Assistant Director

eschmidt@athletics.pitt.edu (email)  
(412) 969-5536 (cell)

Website PittsburgPanthers.com

Twitter / Instagram @Pitt\_MBB / @pitt\_mbb

Hashtag #H2P

## Pitt (15-8, 6-6 ACC) at Virginia (19-5, 10-3 ACC)

Tuesday, Feb. 13, 2024 • 7:00 PM

Charlottesville, Va. • John Paul Jones Arena

ACC Network • 93.7 The Fan

### THE MATCHUP

#### Pitt Panthers



2023-24 Record (ACC)	15-8 (6-6)
AP / Coaches Polls	nr / nr
Last Game	W, 67-64 at NC State (2/7)
Head Coach	Jeff Capel (Duke, '97)
Pitt Record	90-89 (Sixth Season)
Career Record	252-199 (15th Season)

#### Virginia Cavaliers



2023-24 Record (ACC)	19-5 (10-3)
AP / Coaches Polls	rv / rv
Last Game	W, 80-76 at Florida State (2/10)
Head Coach	Tony Bennett (Green Bay '92)
Virginia Record	357-130 (15th Season)
Career Record	426-163 (18th Season)

### BROADCAST INFORMATION

#### ACC Network

Wes Durham (pxp)  
Dan Bonner (analyst)

#### Pitt Radio Network (93.7 The Fan)

Bill Hillgrove (pxp)  
Curtis Aiken (analyst)

SiriusXM 383

### SERIES HISTORY

All-Time Series	Pitt trails 5-19
In ACC Play	Pitt trails 2-10
Under Jeff Capel	Pitt trails 1-5
In Charlottesville	Pitt trails 1-8
At PNC Arena	Pitt trails 0-5
First Meeting	Pitt 73, Virginia 49 (12/27/51)
Last Meeting	Pitt 68, Virginia 65 (1/3/23)
Current Streak	Pitt W, 1

### THE OPENING TIP

- Pitt returns to action Tuesday, Feb. 13 against Virginia at John Paul Jones Arena. Tipoff is set for 7 p.m. with Wes Durham and Dan Bonner calling the action on the ACC Network.
- The Panthers are 5-2 on the season in road games with wins at Duke, NC State, Georgia Tech, Louisville, and West Virginia. Pitt has won 12 road games over the past two seasons.
- Pitt leads the ACC in three-point field goals (9.13 3pg.) and have made 10 or more threes in a game 11 times.
- Blake Hinson has scored in double figures in 20 games with nine 20+ point games. He ranks among the ACC leaders in scoring (5th - 17.9 ppg.), three-pointers (1st - 77%), and three-point percentage (T-5th - .414).

- Ishmael Leggett has emerged as one of the top sixth men in the ACC averaging 13.5 points and 4.7 rebounds per game off the bench over the past six contests.
- Carlton Carrington is the only freshman and one of just 17 players in the NCAA averaging at least 13.5 points, 5.0 rebounds, and 4.0 assists per game this season. He is averaging 17.3 points per game while going 17-of-19 (.895) from the foul line over the past three games.
- Jaland Lowe has six double-figure scoring games and is averaging 11.7 points, 2.9 rebounds, and 2.9 assists per game in ACC play. He has scored 10 or more points in six of the past seven games, including a 20-point effort in last Wednesday's win over NC State.

### 2023-24 PITT PANTHERS AVERAGES

No.	Name (Ht., Wt., Yr.)	Pos.	PPG	RPG	APG	Notables
2	• Blake Hinson (6-8, 230, Sr.)	F	17.9	5.0	0.7	9 games with 20+ points scored; 77 3FG
4	Papa Amadou Kante (6-10, 235, Fr.)	F	-	-	-	will miss 2023-24 season with knee injury
5	Ishmael Leggett (6-3, 185, Jr.)	G	12.1	5.4	2.3	16 double-figure scoring games, team-high 28 stls
7	• Carlton Carrington (6-5, 190, Fr.)	G	13.6	5.2	4.2	12 games with 15+ points
11	Marlon Barnes, Jr. (6-6, 190, Fr.)	F	-	-	-	expected to redshirt this season
12	KJ Marshall (5-10, 175, Sr.)	G	0.8	0.0	0.4	has played in 21 career games
15	• Jaland Lowe (6-3, 170, Fr.)	G	8.2	2.4	2.7	11.7 ppg in ACC play; 8 double-figure scoring games
21	Vason Stevenson (6-3, 190, So.)	F	0.0	0.5	0.0	has appeared in two games
24	William Jeffress (6-7, 210, R-Jr.)	F	2.0	2.4	0.3	career-high 10 rebs at Syracuse (12/30)
25	Guillermo Diaz Graham (7-0, 220, So.)	F	7.0	4.1	1.0	7 double-figure scoring games; 21 stls, 22 blks
31	Jorge Diaz Graham (6-11, 210, So.)	F	3.5	2.5	0.8	will miss remainder of season with ankle injury
33	• Federiko Federiko (6-11, 225, Jr.)	C	4.9	5.3	1.0	shooting team-high 62.5 pct from the field
55	• Zack Austin (6-7, 210, R-Jr.)	F	6.8	4.1	1.0	2nd on team with 31 blocks and 23 steals

• probable starter

## BY THE NUMBERS

- **Blake Hinson** is 39 points shy of reaching the 1,000-point plateau at Pitt. He has scored 961 points in just 59 games (16.3 ppg.) and is on pace to reach 1,000 points in the fourth fewest games in program history, behind only Don Hennon (44), Billy Knight (45), and Brian Shorter (50).

- **Jaland Lowe** is averaging 13.4 points, 3.4 rebounds, and 3.2 assists per game, while going 12-of-30 (.400) from three-point range, since joining the starting lineup nine games ago. He has scored in double figures six times in that stretch and played 30+ minutes in each of the past eight games.

- **Carlton Carrington** has scored in double figures 18 times with five or more assists on 10 occasions. He ranks second among ACC freshmen in scoring (13.6 ppg.), rebounds (5.2 rpg.), and assists (4.2 apg.), and third in three-point field goals per game (1.7 3pg.).

- **Blake Hinson** has made at least one three-pointer in 56 of 59 games as a Panther and is now 174-of-442 (.394) from three-point range in his career at Pitt. He ranks ninth in career threes (174), while his 77 threes this season ranks just outside the top 10 in the Pitt record books.

- **Ishmael Leggett** leads the Panthers in rebounding (5.4 rpg.) and steals (28), while ranking third in scoring (12.1 ppg.) and assists (4.8). He has scored in double figures 16 times including five or the past six games off the bench.

- **Federiko Federiko** is averaging 7.1 rebounds per game over the past seven contests. He is one of four Panthers averaging at least 5.0 rebounds per game for the season. Federiko ranks among the ACC leaders in offensive rebounds (T-6th - 2.48 orgp.) and blocks (7th - 1.43 bpg.).

- **Zack Austin** is three made threes shy of becoming the 14th player in the NCAA since 1994-95 to register at least 1,000 points, 500 rebounds, 150 blocks, and 150 threes in a career. He enters Tuesday's game with 1,053 points, 519 rebounds, 166 blocks, and 147 three-point field goals.

- Pitt is averaging 18.8 points per game off the bench over the past six games. The Panthers have an 113-73 edge in bench scoring in that stretch with **Ishmael Leggett** providing much of the scoring pop with 13.5 points per game off the bench in that stretch.

- Pitt is the only team in the ACC with three players - **Zack Austin**, **Federiko Federiko**, and **Guillermo Diaz Graham** - ranked in the top 15 in the league in blocks. The trio has combined for 87 of Pitt's 115 blocked shots on the season. Pitt leads the ACC with 5.0 blocks per game.

- The Panthers are 12-0 on the season when posting a better field goal percentage than its opponent. Pitt is shooting 46.8 percent from the field, including 36.8 percent from three-point range in its wins, compared to 36 percent and 29 percent shooting splits from the field and three-point range in losses.

- Pitt is 13-2 when winning the rebounding battle. The Panthers rank among the ACC leaders in offensive rebounds (T-2nd - 12.0 orgp.), rebounds (2nd - 38.43 rpg.), rebound margin (2nd - +4.87), defensive rebound percentage (1st - .759), and offensive rebound percentage (2nd - .323).

- The Panthers are 63-12 under **Jeff Capel**, including an 12-1 mark this season, when leading at the half.

## 2023-24 STATS COMPARISON

	Pitt	Virginia
Points	75.3	65.8
Opp. Points	66.7	57.7
Rebounds	38.4	32.7
Opp. Rebounds	33.6	33.7
Off. Rebounds	12.0	8.8
Opp. Off. Rebounds	8.4	9.5
Field Goal Pct.	.431	.449
Opp. Field Goal Pct.	.417	.394
Three-Point Pct.	.339	.381
Opp. Three-Point Pct.	.302	.307
Three-Point FGs	9.1	6.8
Opp. Three-Point FGs	6.9	6.3
Free Throw Pct.	.698	.656
Opp. Free Throw Pct.	.751	.732
Free Throws Made	14.0	9.5
Opp. Free Throws Made	12.3	10.4
Personal Fouls	15.2	13.8
Opp. Personal Fouls	17.5	13.4
Assists	13.6	15.9
Opp. Assists	12.0	10.5
Turnovers	9.9	8.4
Opp. Turnovers	11.5	13.2
Blocked Shots	5.0	4.9
Opp. Blocked Shots	3.7	2.8
Steals	6.5	8.0
Opp. Steals	5.3	5.3

## LAST TIME OUT

- Jaland Lowe scored a team-high 20 points and sealed the game with a pair of free throws with five seconds remaining as Pitt secured a 67-64 road win over NC State.

- Blake Hinson added 16 points, including 13 in the opening half, while Carlton Carrington added 12 points and seven rebounds. Hinson surpassed the 1,500 career-point milestone with his second three-pointer early in the first half.

- Federiko Federiko grabbed 11 rebounds and had two blocks in the game and had an offensive rebound and putback with 30 seconds remaining for a 65-62 lead.

- Lowe posted his second 20+ points scoring game and sixth double-figure effort in ACC play. He was 7-of-12 from the field and 5-of-5 from the foul line for the game.

- Pitt won the rebounding battle 37-28 to move to 13-2 on the season when outrebounding the opposition.

- The Panthers went just 8-of-24 (.333) from the field, including 1-of-12 (.083) from three-point range in the second half. Pitt used a terrific effort (18-of-20, .900) from the foul line, including 11-of-11 from freshman guards Lowe and Carrington, to offset the shooting woes from the field.

## PANTHER SPOTLIGHTS



- **Blake Hinson** is averaging 18.7 points and 5.9 rebounds per game, while going 28-of-64 (.438) from three-point range in seven road contests this season.



- Pitt has won five of the past six games with the guard trio of **Carlton Carrington** (14.0 ppg.), **Jaland Lowe** (13.8 ppg.), and **Ishmael Leggett** (13.5 ppg.) combining to average 41.3 points per game in that stretch. The trio has combined for 14 double-figure scoring games, including seven games with 15 or more points scored in that span.

HINSON AMONG ACC ELITE

• Blake Hinson ranks among the ACC leaders in scoring (5th - 17.9 ppg.), three-point field goals (1st - 3.35 3pg.), and three-point percentage (T-5th - .414). He has scored in double figures in 20 games, while topping the 20-point mark nine times.

• Hinson scored 20 or more points in four consecutive games from Nov. 28-Dec. 9, the longest 20+ point scoring stretch since Jamel Artis scored 20 or more points in five consecutive games from Dec. 28, 2016 through Jan. 17, 2017.

• Hinson scored 25 or more points in three consecutive games from Dec. 3-9, becoming the first Pitt player to accomplish that feat since Curtis Aiken topped the 25-point mark in each of the first three games of the 1986-87 season.

• Hinson has registered 1,509 points (12.7 ppg.), 555 rebounds (4.7 rpg.), and 265 three-point field goals in 119 career games.

• Hinson has scored in double-figures 74 times in his career and has made three or more three-pointers in a game 45 times.

• Hinson scored 26 points on 8-of-14 shooting from the field, including 4-of-9 from three-point range, in a win over Binghamton.

• Hinson made three threes and finished with 18 points and five rebounds against FGCU.

• Hinson scored 25 points in just 21 minutes of action in a win over Jacksonville. He scored 21 of his 25 points in the opening half, while posting the fifth best scoring efficiency per minute in a 20-point game in program history. Hinson went 4-of-9 from three-point range in the contest and grabbed six rebounds.

• Hinson averaged 16.5 points per game, while making three three-pointers against Florida and Oregon State in the NIT Season Tip-Off.

• Hinson went 7-of-12 from the field, including 5-of-8 from three-point range, and finished with 22 points and five rebounds against Missouri.

• Hinson scored 27 points on 9-of-16 shooting (6-of-10 3FG) in the ACC opener against Clemson. He scored 22 points in the second half, going 7-of-10 from the field, including 5-of-6 from three-point range.

• Hinson made a school record nine three-pointers and scored a career-high 29 points in a road win over West Virginia. The nine three-pointers matched a WVU Coliseum and West Virginia opponent record as well. Hinson was 9-of-15 from three-point range and added seven rebounds in the contest.

• Hinson made a school record 15 threes combined in consecutive games against Clemson and West Virginia. He matched the previous record with 13 combined threes in back-to-back games last season.

• Hinson knocked down five or more threes in three consecutive games (Nov. 28-Dec. 6) to become the first player in program history to accomplish that feat.

• Hinson scored 26 points on 8-of-13 shooting from the field (3-of-4 3FG) and 7-of-7 from the foul line in a win over Canisius.

• Hinson was named ACC Player of the Week for the second time in his career after averaging 27.5 points and 6.0 rebounds per game, while shooting 56.3 percent (18-of-32) from the field, 63.2 percent (12-of-19) from three-point range, and 100 percent (7-of-7) from the foul line in wins over West Virginia and Canisius.

• Hinson went 7-of-10 from the field (3-of-4 3FG) in a 19-point effort against South Carolina State.

• Hinson grabbed a season-high 10 rebounds for his eighth career double figure rebounding game against Purdue Fort Wayne.

• Hinson tallied 21 points and made three three-pointers at Louisville. He was a season-best 8-of-8 from the foul line in the win.

• Hinson posted 24 points and eight rebounds in Pitt's road win over No. 7 Duke. He was 8-of-10 from the field and a perfect 7-of-7 from three-point range against the Blue Devils.

• Hinson's 7-of-7 effort from beyond the arc matched an ACC record and set a Pitt record for most made threes without a miss in a game. It was also a Cameron Indoor Stadium record with his seven made threes tied for the second most by a Duke opponent at Cameron.

• Hinson made four threes and finished with 21 points and nine rebounds at Miami.

• Hinson went 6-of-10 from the field, including 2-of-4 from three-point range in a home win over Wake Forest.

• Hinson scored 17 points on 4-of-6 shooting from three-point range and 5-of-7 from the foul line in a win over Notre Dame.

• Hinson made three three-pointers and finished with 16 points in a road win over NC State. He passed the 1,500-point mark for his career on a three-point field goal in the first half of play.

Pitt • Fewest Games to Reach 1,000 Points

Rk	Name, Years	1,000	Opponent, Date
1.	Don Hennon, 1956-59	44	Connecticut, 2/4/58
2.	Billy Knight, 1971-74	45	NC A&T, 2/14/73
3.	Brian Shorter, 1988-91	50	at Georgetown, 2/7/90
4.	B. Generalovich, 1961-64	63	Carnegie Tech, 2/1/64
5.	Charles Smith, 1984-88	64	Robert Morris, 12/20/86
	Calvin Sheffield, 1961-64	64	Carnegie Tech, 2/1/64

Blake Hinson, 2022-24 961 points in 59 games

Pitt • Three-Point Field Goals in a Game Without a Miss

Rk	Player, Opponent, Date	3FG
1.	Blake Hinson, at Duke, 1/20/24	7
2.	Sean Miller, at Seton Hall, 2/11/91	6
	Sean Miller, St. Francis (Pa.), 12/2/87	6
3.	7x, last Ithiel Horton (5-5), at UNC, 2/16/22	5

ACC • Three-Point Field Goals in a Game Without a Miss

Rk	Player (School), Opponent, Date	3FG
1.	Blake Hinson (Pitt), at Duke, 1/20/24	7
	Allerik Freeman (NC State), North Carolina, 1/27/18	7
	James Collins (FSU), South Florida, 11/29/194	7
	Sam Cassell (FSU), Tulane, 3/20/1993	7

Pitt • Consecutive Made Three-Point Field Goals

Rk	Player, Dates	3FG
1.	Cameron Johnson, 11/11/16-11/17/16	8
2.	Blake Hinson, 1/20/24-1/23/24	7
	Sean Miller, 2/12/91-2/14/91	7
	Sean Miller, 12/2/87-12/7/87	7
	Josh Newkirk, 3/1/14-3/8/14	7

Pitt • Three-Point Field Goals in a Game

Rk	Player, Opponent, Date	3FG
1.	Blake Hinson, at West Virginia, 12/6/23	9
2.	Blake Hinson, Wake Forest, 1/25/23	8
	J. Wilson-Frame, vs. Syracuse, 3/13/19	8
	Andre Alridge, Georgia, 12/17/94	8
	Jason Maille, Villanova, 2/12/97	8
6.	7x; last Blake Hinson, at Duke, 1/20/23	7

PITT SEASON & CAREER TOTALS

	2023-24	Career
Double-Figure Scoring Games		
Blake Hinson	20 (13-7)	74 (48-26)
Ishmael Leggett	16 (12-4)	62 (32-30)
Zack Austin	6 (4-2)	59 (30-29)
Carlton Carrington	18 (12-6)	18 (12-6)
Federiko Federiko	2 (2-0)	10 (9-1)
Guillermo Diaz Graham	7 (5-2)	10 (6-4)
Jaland Lowe	8 (5-3)	8 (5-3)
Jorge Diaz Graham	1 (1-0)	3 (2-1)

30+ Point Games		
Ishmael Leggett	-	2 (0-2)

20+ Point Games		
Blake Hinson	9 (6-3)	20 (15-5)
Zack Austin	1 (1-0)	13 (8-5)
Ishmael Leggett	1 (1-0)	12 (6-6)
Carlton Carrington	2 (1-1)	2 (1-1)
Jaland Lowe	2 (1-1)	2 (1-1)
Federiko Federiko	-	1 (1-0)
Guillermo Diaz Graham	1 (1-0)	1 (1-0)

10+ Rebound Games		
Zack Austin	-	13 (7-6)
Blake Hinson	1 (1-0)	8 (6-2)
Federiko Federiko	2 (2-0)	5 (5-0)
Ishmael Leggett	1 (1-0)	4 (3-1)
Carlton Carrington	1 (1-0)	1 (1-0)
Guillermo Diaz Graham	1 (1-0)	1 (1-0)
William Jeffress	1 (0-1)	1 (0-1)

10+ Assist Games		
Carlton Carrington	1 (1-0)	1 (1-0)

Double-Doubles		
Zack Austin	-	11 (7-4)
Blake Hinson	-	6 (4-2)
Ishmael Leggett	1 (1-0)	4 (3-1)
Federiko Federiko	1 (1-0)	2 (2-0)
Carlton Carrington	1 (1-0)	1 (1-0)
Guillermo Diaz Graham	1 (1-0)	1 (1-0)

Triple-Doubles		
Carlton Carrington	1 (1-0)	1 (1-0)

3+ Three-Point FG Games		
Blake Hinson	16 (11-5)	45 (29-16)
Zack Austin	3 (2-1)	25 (12-13)
Ishmael Leggett	4 (2-2)	12 (5-7)
Carlton Carrington	5 (5-0)	5 (5-0)
Guillermo Diaz Graham	2 (1-1)	2 (1-1)
William Jeffress	-	1 (0-1)

3+ Block Games		
Zack Austin	4 (3-1)	28 (16-12)
Federiko Federiko	6 (5-1)	18 (15-3)
Guillermo Diaz Graham	3 (2-1)	6 (4-2)
Jorge Diaz Graham	-	1 (1-0)

Scoring Leader		
Blake Hinson	11 (8-3)	27 (21-6)
Ishmael Leggett	1 (0-1)	24 (9-15)
Zack Austin	2 (1-1)	17 (8-9)
Carlton Carrington	6 (4-2)	6 (4-2)
Jaland Lowe	2 (1-1)	2 (1-1)
Guillermo Diaz Graham	1 (1-0)	1 (1-0)
Federiko Federiko	-	1 (1-0)

Rebounding Leader		
Zack Austin	3 (1-2)	25 (10-15)
Blake Hinson	5 (3-2)	20 (11-9)
Federiko Federiko	4 (4-0)	12 (12-0)
Ishmael Leggett	6 (3-3)	11 (6-5)
Guillermo Diaz Graham	4 (3-1)	10 (6-4)
William Jeffress	2 (1-1)	5 (1-4)
Carlton Carrington	3 (2-1)	3 (2-1)
Jaland Lowe	1 (1-0)	1 (1-0)

Assists Leader		
Ishmael Leggett	4 (3-1)	14 (7-7)
Carlton Carrington	14 (8-6)	14 (8-6)
Jaland Lowe	8 (5-3)	8 (5-3)
Zack Austin	1 (1-0)	5 (3-2)
Blake Hinson	-	2 (1-1)
Guillermo Diaz Graham	1 (1-0)	1 (1-0)
William Jeffress	-	1 (1-0)
Federiko Federiko	1 (0-1)	1 (0-1)

Record in such games in ( )

## STREAKS

Overall	Won 3
Unranked teams anywhere	Won 3
Ranked teams anywhere	Won 1
Home	Won 2
Home ACC	Won 2
Home non-conference	Won 3
Home unranked non-conference	Won 3
Home ranked teams	Lost 2
Home unranked teams	Won 2
Road	Won 1
Road ACC	Won 1
Road ranked teams	Won 1
Road unranked teams	Won 1
Neutral	Won 1
Neutral ranked teams	Lost 8
Neutral unranked teams	Won 1

### Consecutive Made Free Throws (active streak)

Jaland Lowe	13
Guillermo Diaz Graham	8
Carlton Carrington	7
Jorge Diaz Graham	5
Zack Austin	3
Ishmael Leggett	2

### Consecutive Games (Played) with a Three-Point Field Goal

Blake Hinson	11
Zack Austin	2
Jaland Lowe	2

Games Played	2023-24	Career
Blake Hinson	23 (15-8)	119 (69-50)
Ishmael Leggett	22 (14-8)	109 (48-61)
Zack Austin	23 (15-8)	86 (43-43)
William Jeffress	23 (15-8)	70 (34-36)
Federiko Federiko	23 (15-8)	58 (38-20)
Guillermo Diaz Graham	23 (15-8)	56 (37-19)
Jorge Diaz Graham	16 (10-6)	47 (32-15)
Carlton Carrington	23 (15-8)	23 (15-8)
Jaland Lowe	23 (15-8)	23 (15-8)
KJ Marshall	5 (5-0)	22 (15-7)
Vason Stevenson	2 (2-0)	2 (2-0)

Starts	Consecutive *	Career
Blake Hinson	30 (18-12)	116 (68-48)
Ishmael Leggett	-	86 (38-48)
Zack Austin	11 (6-5)	79 (39-40)
Federiko Federiko	6 (5-1)	43 (30-13)
William Jeffress	-	22 (10-12)
Carlton Carrington	23 (15-8)	23 (15-8)
Guillermo Diaz Graham	-	10 (5-5)
Jaland Lowe	9 (6-3)	9 (6-3)
Jorge Diaz Graham	-	1 (1-0)

Record in such games in ( )

\* at Pitt

### Pitt • Three-Point Field Goals Over a Two-Game Stretch

Rk	Player - Games	Total
1.	Blake Hinson 6 vs. Clemson (12/3/23), 9 at West Virginia (12/6/23)	15
2.	Blake Hinson 8 vs. Wake Forest (1/25/23), 5 vs. Miami (1/28/23)	13
	Jason Matthews 7 at Providence (3/3/90), 6 vs. Boston College (3/8/90)	13

### Pitt • Total Games with 5+ Three-Point Field Goals

Rk	Player, Years	Total
1.	Ashton Gibbs, 2008-12	15
2.	Jared Wilson-Frame, 2017-19 Jason Maile, 1993-97	11
4.	Blake Hinson, 2022-present Sean Miller, 1987-92	10

### Pitt • Most Games in a Season with 5+ Three-Point Field Goals

Rk	Player, Season	Total
1.	Jared Wilson-Frame, 2018-19	7
	Ashton Gibbs, 2010-11	7
	Jason Maile, 1995-96	7
4.	Blake Hinson, 2022-23	6
5.	Ashton Gibbs, 2009-10	5
	Jarrett Lockhart, 1997-98	5
	Jason Matthews, 1989-90	5

Blake Hinson, 2023-24 4

### Pitt • Consecutive Seasons with 70+ Three-Point Field Goals

Player	3FG (Year)	3FG (Year)	3FG (Year)
Ashton Gibbs	78 (2009-10)	102 (2010-11)	81 (2011-12)
Jason Matthews		80 (1989-90)	87 (1990-91)
Jared Wilson-Frame		74 (2017-18)	98 (2018-19)
Blake Hinson		97 (2022-23)	77 (2023-24)

### Pitt • Scoring Efficiency Per Minutes (min. 20 points)

Rk	Player, Opponent, Date	Mins	Pts	PPM
1.	Charles Smith, Akron, 1/5/87	17	24	1.412
2.	Cameron Johnson, BC, 1/16/16	15	20	1.333
3.	G. Thomas, Robert Morris, 12/22/93	16	21	1.313
4.	DeJuan Blair, Indiana, Pa., 11/22/08	21	27	1.286
5.	Blake Hinson, Jacksonville, 11/17/23	21	25	1.190
6.	Eric Mobley, Youngstown St., 11/27/93	17	20	1.176
	C. Troutman, Georgetown, 1/25/03	17	20	1.176
8.	Gilbert Brown, UMES, 12/18/10	24	28	1.167
9.	Jamel Artis, at Louisville, 1/11/17	37	43	1.162
10.	Michael Young, at Notre Dame, 1/9/16	22	25	1.136

### ACC • Scoring Leaders

Rk	Player, School	PPG
1.	RJ Davis, North Carolina	21.5
2.	PJ Hall, Clemson	19.9
3.	Hunter Sallis, Wake Forest	18.5
4.	Judah Mintz, Syracuse	18.2
5.	Blake Hinson, Pitt	17.9

### NCAA • Three-Point Field Goal Leaders

Rk	Player, School	3FG
1.	Tyler Thomas, Hofstra	92
2.	Jalen Blackmon, Stetson	91
3.	Chaz Lanier, North Florida	89
3.	Ja'Monta Black, Austin Peay	88
4.	Isaiah Swope, Indiana State	85
6.	Gabe Dorsey, William & Mary	84
7.	Jack Gohlke, Oakland	81
	Tre Jackson, Western Carolina	81
9.	Cliff Davis, Northwestern State	79
10.	Blake Hinson, Pitt	77

### ACC • Three-Point Field Goal Leaders

Rk	Player, School	3PG
1.	Blake Hinson, Pitt	3.35
2.	RJ Davis, North Carolina	3.13
3.	Joseph Girard III, Clemson	3.00
4.	DJ Horne, NC State	2.92
5.	Hunter Cattoor, Virginia Tech	2.68

### ACC • Three-Point Percentage Leaders

Rk	Player, School	3PCT
1.	Isaac McKneely, Virginia	.480
2.	Joseph Girard III, Clemson	.439
3.	DJ Horne, NC State	.432
4.	Hunter Cattoor, Virginia Tech	.428
5.	Blake Hinson, Pitt	.414
	RJ Davis, North Carolina	.414
7.	Claudell Harris, Jr., Boston College	.385

### Pitt • Career Three-Pointers Per Game Leaders

Rk	Player, Years (Games)	3PG
1.	Blake Hinson, 2022-present (59)	2.95
2.	Jared Wilson-Frame, 2017-19 (64)	2.69
3.	Ashton Gibbs, 2008-12 (137)	2.17
4.	Jason Matthews, 1987-91 (123)	2.11
5.	Sean Miller, 1987-92 (128)	1.87

minimum 100 3FG

### Pitt • Fastest to 150 Three-Pointers

Rk	Player, Years	Games
1.	Blake Hinson, 2022-24	52
2.	Jared Wilson-Frame, 2017-19	60
3.	Ashton Gibbs, 2008-12	80
4.	Sean Miller, 1987-92	81
5.	Jason Matthews, 1987-91	82

### Pitt • Career Three-Point FG Made

Rk	Player (GP), Years	3FGM
1.	Ashton Gibbs (137), 2008-12	297
2.	Jason Matthews (123), 1987-91	259
3.	Sean Miller (128), 1987-92	239
4.	Ronald Ramon (135), 2004-08	233
5.	Julius Page (136), 2000-04	210
6.	Brandin Knight (127), 1999-03	209
7.	Jason Maile (111), 1992-97	196
8.	Carl Krauser (126), 2002-06	190
9.	Blake Hinson (59), 2022-present	174
10.	Jared Wilson-Frame (64), 2017-19	172

### Pitt • Single Season Three-Point FG Made

Rk	Player (GP), Year	3FGM
1.	Ashton Gibbs (34), 2011	102
2.	Jared Wilson-Frame (32), 2019	98
3.	Blake Hinson (36), 2023	97
4.	Brandin Knight (35), 2002	93
5.	Jason Matthews (33), 1991	87
6.	Jason Maile (33), 1997	85
7.	Ashton Gibbs (37), 2012	81
8.	Lamar Patterson (36), 2014	80
	Jason Matthews (29), 1990	80
10.	Cameron Johnson (33), 2017	78
	Ashton Gibbs (34), 2010	78

Blake Hinson (23), 2024 77

## TRIPLE DUB BUB

• **Carlton 'Bub' Carrington**, a four-time ACC Rookie of the Week selection, is averaging 13.6 points, 5.2 rebounds, and 4.2 assists per game. He is one of 17 players in the NCAA currently averaging at least 13.5 points, 5.0 rebounds, and 4.0 assists per game.

• Carrington became the first Pitt freshman to score 15 or more points in each of his first four games and has 16 double-figure scoring games.

• Carrington is tied for sixth in the ACC in assists and ninth in assist-to-turnover ratio (2.23:1).

• Carrington is the 10th youngest player in the NCAA. The 18-year old guard from Baltimore, Md., was born July 21, 2005.

• Carrington was named ACC Rookie of the Week in each of the first two weeks of the season. He is the first Pitt freshman to earn conference ROTW accolades in back-to-back weeks since DeJuan Blair (Dec. 17 & 24, 2007). Carrington also earned the honors Dec. 11 and Jan. 8 to become the first Pitt freshman to earn ACC Rookie of the Week honors three or more times in a season.

• Carrington ranks second among ACC freshmen in scoring, rebounds, and assists, and third in three-point field goals per game.

• Carrington delivered a memorable debut as a Panther becoming just the second freshman in ACC history to record a triple-double in their first collegiate game. Carrington finished with 18 points, 12 rebounds, and 10 assists for the first Pitt triple-double since the 1997-98 season and the fifth overall in program history.

• Carrington posted the 10th triple-double by an ACC freshman in league history. He and Dennis Scott (Georgia Tech) are the only freshmen to record a triple-double in their first game.

• Carrington also became the first Division I player to record a triple-double in his debut since Notre Dame's Chris Thomas accomplished that feat against New Hampshire Nov. 16, 2001.

• Carrington's triple-double against NC A&T was the 22nd by a freshman in the NCAA since the start of the 2009-10 season.

• Carrington knocked down three three-pointers and finished with 18 points and four assists against Binghamton.

• Carrington scored 19 points to go along with four rebounds and seven assists in a win over FGCU.

• Carrington had 17 points, three rebounds, and four assists against Jacksonville. He went 5-of-8 from three-point range with the five threes tied for third most in a game by a Pitt freshman.

• Carrington delivered 14 points, four rebounds and seven assists against Florida in the NIT Season Tip-Off.

• Carrington finished with 13 points, seven rebounds, and four assists against Missouri in the ACC-SEC Challenge.

• Carrington had 13 points, four rebounds, six assists, and two steals in the ACC opener against Clemson.

• Carrington finished just shy of a double-double with 16 points and nine assists in a road win over West Virginia. He went 6-of-13 from the field, including 3-of-8 from three-point range in the contest.

• Carrington recorded 16 points, four rebounds, and five assists in a win over Canisius.

• Carrington totaled 17 points, seven rebounds, and five assists at Syracuse. He was 6-of-12 from the field, including 2-of-4 from three-point range.

• Carrington scored 20 points against No. 8 North Carolina.

• Carrington went 6-of-10 from the field and finished with 16 points, six rebounds, and five assists at Louisville.

• Carrington scored 19 points to go along with six rebounds and three assists at Georgia Tech. He went 6-of-10 from the field with a pair of threes and 5-of-6 from the foul line in the win.

• Carrington posted a season-high 24 points to go along with five rebounds and four assists in a home win over Wake Forest. He was 7-of-15 from the field and 8-of-9 from the foul line in the contest.

• Carrington made three threes and finished with 16 points in just 20 minutes of action in a win over Notre Dame.

• Carrington finished with 12 points, seven rebounds, and three assists at NC State. He was 6-of-6 from the foul line

**NCAA • Freshmen to Average 13.5+ PPG, 5.0 RPG, 4.0 APG Since 1992-93**

Player, School (Year)	PPG	RPG	APG
Chauncey Billups, Colorado (1994-95)	17.9	6.3	5.5
Curtis Stinson, Iowa State (2003-04)	16.2	6.0	4.3
Jamont Gordon, Mississippi St. (2005-06)	13.8	6.8	4.3
Nick Calathes, Florida (2007-08)	15.3	5.2	6.1
Courtney Fortson, Arkansas (2008-09)	14.8	5.5	5.9
DJ Cooper, Ohio (2009-10)	13.5	5.4	5.9
Marcus Smart, Oklahoma St. (2012-13)	15.4	5.8	4.2
D'Angelo Russell, Ohio St. (2014-15)	19.3	5.7	5.0
Ben Simmons, LSU (2015-16)	19.2	11.8	4.8
Dejounte Murray, Washington (2015-16)	16.1	6.0	4.4
Markelle Fultz, Washington (2016-17)	23.2	5.7	6.9
Lonzo Ball, UCLA (2016-17)	14.6	6.0	7.6
RJ Barrett, Duke (2018-19)	22.6	7.6	4.3
Cole Anthony, North Carolina (2019-20)	18.5	5.7	4.0
Jalen Suggs, Gonzaga (2020-21)	14.4	5.3	4.5

<b>Carlton Carrington, Pitt (2023-24)</b>	<b>13.6</b>	<b>5.2</b>	<b>4.2</b>
<i>courtesy College Basketball Reference</i>			

**Pitt • Conference Rookie of the Week Selections**

Rk	Player, Season (Conference)	Total
1.	Chris Taft, 2003-04 (Big East)	6
2.	<b>Carlton Carrington, 2023-24 (ACC)</b>	<b>4</b>
	Sean Miller, 1987-88 (Big East)	4
4.	DeJuan Blar, 2007-08 (Big East)	3
	Ricardo Greer, 1997-98 (Big East)	3
	Brian Shorter, 1988-89 (Big East)	3
	Charles Smith, 1984-85 (Big East)	3

**Pitt • Freshman Three-Point FG Leaders**

Rk	Player, Year	3FGM
1.	Parker Stewart, 2018	71
2.	Sean Miller, 1988	58
3.	Julius Page, 2001	43
	Ronald Ramon, 2005	43
5.	<b>Carlton Carrington, 2024</b>	<b>40</b>

**ACC • Freshman Scoring Leaders**

Rk	Player, School	PPG
1.	Marcus Burton, Notre Dame	16.2
2.	<b>Carlton Carrington, Pitt</b>	<b>13.6</b>
3.	Jared McCain, Duke	12.8
4.	Baye Ndongo, Georgia Tech	11.9
5.	Nathan George, Georgia Tech	9.8

**Pitt • Three-Point FG Made by a Freshman**

Rk	Player, Opponent, Date	3FGM
1.	Parker Stewart, at Syracuse, 1/16/18	7
2.	Sean Miller, St. Francis [Pa.], 12/2/87	6
3.	<b>Carlton Carrington, Jacksonville, 11/17/23</b>	<b>5</b>
	Justin Champagnie, Canisius, 12/30/19	5
	Josh Newkirk, NC State, 3/3/14	5
	Sean Miller, Syracuse, 2/10/88	5
	Ricardo Greer, Md.-Eastern Shore, 12/2/97	5
	Ronald Ramon, at Rutgers, 1/8/05	5

**NCAA • Triple-Doubles in Freshman Debut Since 2001-02**

Player (School) vs. Opponent, Date	Pts / Rebs / Asts
<b>Carlton Carrington (Pitt) vs. NC A&amp;T, 11/6/23</b>	<b>18 / 12 / 10</b>
Chris Thomas (Notre Dame) vs. UNH, 11/16/01	24 / 11 / 11*

\* points / assists / steals

**ACC • Triple-Doubles in Freshman Debut**

Player (School) vs. Opponent, Date	Pts / Rebs / Asts
<b>Carlton Carrington (Pitt) vs. NC A&amp;T, 11/6/23</b>	<b>18 / 12 / 10</b>
Dennis Scott (GT) vs. Alcorn State, 11/20/87	17 / 10 / 10

CAREER DOUBLE-DOUBLES

Player	Opponent, Date	Pts/Rebs
Guillermo Diaz Graham	Jacksonville, 11/17/23	23/10
Ishmael Leggett	Binghamton, 11/10/23	18/11
Carlton Carrington	NC A&T, 11/6/23	18/12/10*
Federiko Federiko	NC A&T, 11/6/23	13/10
Blake Hinson	at Notre Dame, 3/1/23	15/13
=Zack Austin	vs. Charleston Southern, 3/1/23	13/12
=Zack Austin	at Winthrop, 2/25/23	17/10
<Ishmael Leggett	St. Bonaventure, 1/11/23	23/14
<Ishmael Leggett	at La Salle, 1/07/23	11/11
Blake Hinson	at Syracuse, 12/20/22	25/13
Blake Hinson	Sacred Heart, 12/10/22	19/11
<Ishmael Leggett	Army West Point, 12/10/22	16/10
Federiko Federiko	Sacred Heart, 12/10/22	17/14
Blake Hinson	William & Mary, 11/25/22	17/11
=Zack Austin	Wolford, 11/12/22	16/10
Blake Hinson	UT Martin, 11/7/22	27/13
=Zack Austin	vs. Hampton, 3/2/22	24/16
=Zack Austin	Hampton, 2/26/22	21/10
=Zack Austin	UNC Asheville, 2/5/22	26/11
=Zack Austin	at Charleston Southern, 1/19/22	14/10
=Zack Austin	N.C. A&T, 1/15/22	15/11
=Zack Austin	Florida Atlantic, 12/21/21	12/10
=Zack Austin	Guilford, 12/7/21	14/12
=Zack Austin	Georgia State, 11/21/21	11/11
+Blake Hinson	at Florida, 1/14/20	16/11

\* Triple-double with points, rebounds, and assists  
= at High Point  
< at Rhode Island  
+ at Ole Miss

HONORS & AWARDS

Blake Hinson	ACC Player of the Week (Dec. 11)
Carlton Carrington	ACC Rookie of the Week (Nov. 13, Nov. 20, Dec. 11, Jan. 8)
	Dick Vitale Diaper Dandy of the Week (Dec. 11)
John Fanta / Fox Sports Top 10 Freshman (No. 6 - Dec. 12)	
Jaland Lowe	ACC Rookie of the Week (Jan. 22)

POSTSEASON AWARD CANDIDATES

Blake Hinson	All-America First Team All-ACC
Carlton Carrington	Freshman All-America ACC Rookie of the Year ACC All-Freshman Team All-ACC
Ishmael Leggett	ACC Sixth Man of the Year All-ACC ACC All-Defensive Team
Jaland Lowe	ACC All-Freshman Team
Zack Austin	ACC All-Defensive Team
Federiko Federiko	ACC All-Defensive Team

<b>NCAA • Triple-Doubles by Freshmen Since 2009-10</b>			
Player (School) vs. Opponent, Date	Pts	Rebs	Asts
<b>Carlton Carrington (Pitt) vs. NC A&amp;T, 11/6/23</b>	<b>18</b>	<b>12</b>	<b>10</b>
Ethan Taylor (Air Force) vs. Nevada, 1/15/22	14	10	10
Carson Towt (N. Arizona) vs. Embry-Riddle, 1/5/22	10	14	11
Jordan Hall (St. Joseph's) vs. La Salle, 2/6/21	22	12	10
Ziaire Williams (Stanford) vs. Washington, 1/7/21	12	12	10
Rylan Jones (Utah) vs. Miss. Valley State, 11/8/19	10	10	11
RJ Barrett (Duke) vs. NC State, 2/16/19	23	11	10
Jose Perez (Gardner-Webb) vs. Savannah St., 12/1/18	17	10	10
DeAndre Jones (Central Ark.) at Lamar, 1/6/18	13	11	11
Hayden Coval (Central Ark.) at Houston Christian, 2/7/18	17	10	11*
Jordan Goodwin (Saint Louis) vs. Duquesne, 1/17/18	13	15	10
Ja Morant (Murray State) vs. Eastern Ill., 12/28/17	11	10	14
Dennis Smith, Jr. (NC State) vs. Syracuse, 2/1/17	13	11	15
Dennis Smith, Jr. (NC State) vs. Virginia Tech, 1/4/17	27	11	11
Bruce Brown (Miami) vs. SC State, 12/6/16	11	11	10
De'Aaron Fox (Kentucky) vs. Arizona State, 11/28/16	14	11	10
Jaquan Lyle (Ohio State) vs. Rutgers, 1/13/16	16	12	11
D'Angelo Russell (Ohio State) at Rutgers, 2/8/15	23	11	11
Kahlil Felder (Oakland) vs. Detroit Mercy, 2/14/14	15	10	11
Jalen James (San Jose St.) at Houston, 12/7/13	12	13	10
Daniel Mullings (New Mexico St.) vs. Hawaii, 2/23/12	28	12	10
Josh Gasser (Wisconsin) at Northwestern, 1/23/11	10	12	10
* blocked shots			

<b>ACC • Triple-Doubles by Freshmen</b>			
Player (School) vs. Opponent, Date	Pts	Rebs	Asts
<b>Carlton Carrington (Pitt) vs. NC A&amp;T, 11/6/23</b>	<b>18</b>	<b>12</b>	<b>10</b>
RJ Barrett (Duke) vs. NC State, 2/16/19	23	11	10
Dennis Smith, Jr. (NC State) vs. Syracuse, 2/1/17	13	11	15
Dennis Smith, Jr. (NC State) vs. Virginia Tech, 1/4/17	27	11	11
Bruce Brown (Miami) vs. SC State, 12/6/16	11	11	10
Kenny Anderson (GT) vs. Pitt, 12/28/89	32	12	18
Dennis Scott (GT) vs. Alcorn State, 11/20/87	17	10	10
Ralph Sampson (Virginia) vs. ODU, 12/29/79	15	22	10*
Ralph Sampson (Virginia) vs. Army, 12/22/79	16	14	12*
Gene Banks (Duke) vs. Lehigh, 1/9/78	13	12	11
* blocked shots			

<b>Pitt • Triple-Doubles</b>			
Player vs. Opponent, Date	Pts	Rebs	Asts
<b>Carlton Carrington vs. NC A&amp;T, 11/6/23</b>	<b>18</b>	<b>12</b>	<b>10</b>
Ricardo Greer vs. Villanova (BET), 3/4/98	23	12	11
Darelle Porter at Providence, 1/23/91	13	10	11
Keith Starr vs. Rutgers, 1/25/75	17	11	10
Keith Starr vs. Marquette, 12/18/74	13	11	11

<b>Youngest Scholarship Players in the NCAA</b>	
Player, School	Birthdate
JT Rock, Iowa State	3/1/2006
Eric Acker, Long Island	11/22/2005
Brandon Williams, UCLA	11/1/2005
James Scott, Charleston	9/11/2005
Courtney Anderson, Colorado	8/15/2005
Michael Sulaka, Western Michigan	8/13/2005
Justin McBride, Oklahoma State	7/25/2005
Cam Christie, Minnesota	7/24/2005
Magoon Gwath, San Diego State	7/24/2005
<b>Carlton Carrington, Pitt</b>	<b>7/21/2005</b>
Nazar Mahmoud, UTSA	7/16/2005
Dennis Evans, Louisville	7/13/2005
Mason Williams, Eastern Washington	7/3/2005

### STUFFING THE STAT SHEET

- **Ishmael Leggett** is averaging 12.1 points, 5.4 rebounds, 2.3 assists, and 1.3 steals per game. He has scored in double figures in 16 games and grabbed seven or more rebounds in seven contests.
- Leggett missed Pitt's Jan. 6 road game at Louisville and was limited in a Jan. 9 contest against No. 11 Duke due to a shoulder injury.

- Leggett posted 18 points, 11 rebounds, five assists, and four steals in a win over Binghamton to become the first Pitt player with 15+ points, 10+ rebounds, 5+ assists, and 4+ steals since Kellii Taylor accomplished that feat during the 1996-97 season.
- Leggett recorded 17 points, seven rebounds, five assists, and two steals against FGCU.
- Leggett delivered 14 points, nine rebounds, and four assists in a win over Jacksonville.
- Leggett made three three-pointers and finished with 19 points, nine rebounds, and two steals against Florida.
- Leggett went 6-of-12 from the field in a 15-point, 7-rebound, 3-assist effort in an NIT Season Tip-Off win over Oregon State.
- Leggett scored 17 points on 6-of-11 shooting from the field and 4-of-4 from the foul line against Clemson.
- Leggett made three three-pointers and finished with 13 points, five rebounds, and five assists against Canisius.
- Leggett tallied 14 points, six rebounds, five assists, three steals, and two blocks against South Carolina State to become the first player since Brad Wanamaker (Feb. 27, 2011) to record at least 10 points, five rebounds, five assists, three steals, and two blocks in a game.
- Leggett came off the bench to register 11 points, four rebounds, two assists, and three steals in a win at No. 7 Duke.
- Leggett scored 14 points, all in the second half, of Pitt's win at Georgia Tech. He was 5-of-6 from the foul line and knocked down a three late in the game to help seal the victory.
- Leggett made three three-pointers and finished with 14 points, four rebounds, four assists, and two steals off the bench at Miami.
- Leggett scored a season-best 22 points on 9-of-16 shooting from the field, including 4-of-6 from three in a win over Wake Forest. He added five rebounds, two assists, and three steals.
- Leggett recorded 12 points, five rebounds, and two assists against Notre Dame for his fifth consecutive double-figure scoring game off the bench.

<b>ACC • Points Per Game Leaders Among Incoming Transfers</b>		
Rk	Player, School (Previous School)	PPG
1.	Hunter Sallis, Wake Forest (Gonzaga)	18.5
2.	DJ Horne, NC State (Arizona State)	16.8
3.	Kevin Miller, Wake Forest (Central Mich.)	16.3
4.	Joseph Girard III, Clemson (Syracuse)	15.1
5.	Jamir Watkins, Florida State (VCU)	14.0
	Claudell Harris, Jr., Boston College (Charleston So.)	14.0
7.	Matthew Cleveland, Miami (Florida St.)	13.9
8.	JJ Starling, Syracuse (Notre Dame)	13.2
9.	Sky Clark, Louisville (Illinois)	13.1
10.	Tre White, Louisville (USC)	12.7
11.	Harrison Ingram, North Carolina (Stanford)	12.5
12.	<b>Ishmael Leggett, Pitt (Rhode Island)</b>	<b>12.1</b>

<b>ACC • Guard - Rebounds Leaders</b>		
Rk	Player, School	RPG
1.	Ryan Dunn, Virginia	7.1
2.	Matthew Cleveland, Miami	6.0
	Tre White, Louisville	6.0
4.	Miles Kelly, Georgia Tech	5.9
5.	J.R. Konieczny, Notre Dame	5.4
	<b>Ishmael Leggett, Pitt</b>	<b>5.4</b>

<b>Pitt • 10+ Pt/5+Reb/5+Ast/3+Stl/2+Bl Games Since 2010-11</b>		
Player vs. Opponent, Date	PT/REB/AST/STL/BLK	
<b>Ishmael Leggett vs. South Carolina St., 12/16/23</b>	<b>14/6/5/3/2</b>	
Brad Wanamaker at Louisville, 2/27/11	13/12/6/3/2	

<b>Pitt • 15+ Pt/10+Reb/5+Ast/4+Stl Games Since 1986-87</b>		
Player vs. Opponent, Date	PT/REB/AST/STL	
<b>Ishmael Leggett vs. Binghamton, 11/10/23</b>	<b>18/11/5/4</b>	
Kellii Taylor at Georgetown, 1/25/97	15/10/6/4	

<b>NCAA • 15+ Pt/10+Reb/5+Ast/4+Stl Games In 2023-24</b>		
Player (School) Opponent, Date	PT/REB/AST/STL	
Devin Carter (Providence), Creighton, 2/7/24	28/11/6/4	
Nique Clifford (Colorado St.) SD State, 1/30/24	20/10/5/4	
Dillon Jones (Weber St.) vs. Idaho St., 1/27/24	19/10/5/4	
Tyler Cochran (Toledo), Bowling Green, 1/27/24	17/10/5/5	
Dillon Jones (Weber St.) vs. Montana St., 12/30/23	29/13/6/4	
Keonte Jones (CS-Northridge) vs. LBSU, 12/30/23	18/10/5/4	
Shahada Wells (McNeese St.) at Michigan, 12/29/23	30/10/6/5	
Kevin Cross (Tulane) vs. Furman, 12/14/23	25/12/12/6	
Tamin Lipsey (Iowa St.) at DePaul, 12/1/23	15/10/10/4	
Michael Ajavi (Pepperdine) vs. Idaho St., 11/28/23	25/10/5/4	
Sky Wicks (Incarnate Word) vs. UTSA, 11/25/23	24/11/5/4	
<b>Ishmael Leggett (Pitt) vs. Binghamton, 11/10/23</b>	<b>18/11/5/4</b>	
Riley Minix (Morehead St.) vs. CU Harrod., 11/8/23	18/15/5/4	

### THREE & D PROFILE

- **Zack Austin** is averaging 6.8 points, 4.1 rebounds, and 1.35 blocks in 23.5 minutes per game. He has scored in double figures six times and grabbed seven or more rebounds on four occasions.
- Austin ranks second on the Panthers squad with 31 blocks, while ranking second with 23 steals.
- The 6-7 forward is the only player to make 60 or more threes and block 60 or more shots in each of the past two seasons. He is one of nine players to accomplish that feat in the past 31 seasons of college basketball. Austin and Shane Battier (Duke) are the only two players to reach the 60/60 mark in multiple seasons.
- Austin has posted 1,053 points, 519 rebounds, 166 blocks, and 147 three-pointers in 86 career games.
- Austin posted seven rebounds and a season-high four blocks in a win over Jacksonville.
- Austin had 10 points, nine rebounds, one block, and one steals against Florida.
- Austin scored 19 points to go along with eight rebounds and two steals in a win over Oregon State. He was 5-of-9 from the field, including 3-of-6 from three-point range.
- Austin opened ACC play with seven points, seven rebounds, two steals, and two blocks against Clemson.
- Austin came off the bench to post 12 points, five rebounds, and two blocks in a win over South Carolina State.
- Austin delivered 12 points, six rebounds, two assists, one steal, and one block in 21 minutes in a win over Purdue Fort Wayne.
- Austin went 3-of-3 from three-point range and finished with nine points, four rebounds, and a steal in 19 minutes at Syracuse.
- Austin set season highs in points (20), three-pointers (4), assists (3), and steals (4) in a road win over Louisville. He surpassed the 1,000-point mark for his career on a first half three and was 4-of-9 from beyond the arc in the win.
- Austin had 11 points, two steals, and two blocks against No. 11 Duke. He also reached the 500-rebound mark for his career in the game.

NCAA • 1,000 PT / 500 REB / 150 3FG / 150 BLK

• Since 1994-95

Player, School (Years)	Pts	Reb	3FG	Blks
Jerald Honeycutt, Tulane (1994-97)	2,209	870	193	163
Shane Battier, Duke (1998-01)	1,984	887	246	254
Ken Horton, C. Conn. St. (2008-12)	1,966	842	158	195
Jake Stephens, Chatt. (2019-22)	1,943	964	240	206
Tyrn Flowers, LIU (2017-22)	1,919	746	283	184
Robert Covington, Tenn. St. (2010-13)	1,748	876	182	150
Elijah Minnie, EMU (2015-19)	1,468	651	208	181
Danny Green, UNC (2006-09)	1,368	590	184	154
Obi Enechionvia, Temple (2015-18)	1,296	613	200	170
Shawn Johnson, Inc. Word (2015-18)	1,237	710	197	150
Mike Bauer, Minnesota (2000-04)	1,168	538	191	157
Luke Kornet, Vanderbilt (2014-17)	1,135	609	150	210
Jannson Williams, ECU (2017-22)	1,134	628	204	222

**Zack Austin, Pitt (2021-present)** 1,053 519 147 166  
courtesy College Basketball Reference

## FEDE TWO TIMES

- **Federiko Federiko** is averaging 4.9 points, 5.3 rebounds (2.48 orgp.), and 1.43 blocks in 21.0 minutes per game. He has one double-double and has blocked three or more shots in five games.
- Federiko has two double-figure scoring efforts and is shooting 62.5 percent (45-of-72) from the field. He has grabbed 10 or more rebounds in a game twice this season.
- Federiko ranks among the ACC leaders in blocks (7th - 1.43 bpg.) and offensive rebounds (T-6th - 2.48 orgp.).
- Federiko recorded his second career double-double in the season opener against NC A&T, finishing with 13 points and 10 rebounds to go along with a career-high matching four blocks.
- Federiko had nine points, seven rebounds, and three blocks against FGCU. Six of the seven rebounds came on the offensive end of the floor and he also had three dunks in the win.
- Federiko went a perfect 3-of-3 from the field and 4-of-4 from the foul line in a 10-point, 5-rebound, 2-assist, 2-block effort in a win over Oregon State.
- Federiko had eight points, five rebounds (four offensive boards), and two steals off the bench against South Carolina State.
- Federiko posted nine points, five rebounds, two assists, and two blocks in a win at No. 7 Duke. He was 4-of-5 from the field with three dunks in the win.
- Federiko tallied five points, seven rebounds, two steals, and three blocks in a win over Wake Forest.
- Federiko grabbed a game-high nine rebounds and added three blocks against Notre Dame.
- Federiko had a game-high 11 rebounds, including a key offensive rebound and putback, with 30 seconds remaining in a win over NC State.

### ACC • Offensive Rebound Leaders

Rk	Player, School	ORPG
1.	Ian Schieffelin, Clemson	3.17
2.	Norchad Omier, Miami	3.09
3.	Armando Bacot, North Carolina	2.92
4.	Brandon Huntley-Hatfield, Louisville	2.75
5.	Tyzhaun Claude, Georgia Tech	2.54
6.	<b>Federiko Federiko, Pitt</b>	<b>2.48</b>
	Baye Ndongo, Georgia Tech	2.48

### ACC • Blocks Leaders

Rk	Player, School	BPG
1.	Ryan Dunn, Virginia	2.08
2.	PJ Hall, Clemson	1.83
3.	Quinten Post, Boston College	1.77
4.	Kyle Filipowski, Duke	1.74
5.	Armando Bacot, North Carolina	1.71
6.	Andrew Carr, Wake Forest	1.61
7.	<b>Federiko Federiko, Pitt</b>	<b>1.43</b>
8.	<b>Zack Austin, Pitt</b>	<b>1.35</b>
9.	Baba Miller, Florida State	1.26
10.	Baye Ndongo, Georgia Tech	1.24
11.	Tafara Gapare, Georgia Tech	1.14
12.	<b>Guillermo Diaz Graham, Pitt</b>	<b>1.00</b>
	Devin McGlockton, Boston College	1.00
14.	Maliq Brown, Syracuse	0.96
15.	Robbie Beran, Virginia Tech	0.91

## JLOWE AT THE POINT

- Freshman **Jaland Lowe** is averaging 8.2 points, 2.4 rebounds, and 2.7 assists in 22.5 minutes per game. He has eight double-figure scoring games and six games with four or more assists.
- Lowe is averaging 11.7 points, 2.9 rebounds and 2.9 assists per game in ACC play. Seven of his eight double figure scoring games have come in conference play.
- Lowe went 5-of-9 from the field, including 2-of-4 from three-point range, in a 12-point effort against Florida Gulf Coast.
- Lowe had five points and six assists with no turnovers in a win over Jacksonville.
- Lowe went 3-of-4 from the field and scored six points in nine minutes of action at West Virginia.
- Lowe matched season highs with two three-pointers, six assists, and 20 minutes played against South Carolina State.
- Lowe had nine points and four assists with no turnovers in 17 minutes of action at Syracuse.
- Lowe scored 10 points to go along with three rebounds and two assists against No. 8 North Carolina.
- Lowe finished with nine points, a season-high six rebounds, and three assists in his first career start at Louisville.
- Lowe had nine points, two rebounds, two assists, and a steal against No. 11 Duke.
- Lowe set season highs in points (20), field goals (8), field goal attempts (15), and minutes (32) at home against Syracuse. He added three rebounds, three assists, and a steal against the Orange.
- Lowe finished with 17 points, two steals, and six assists with no turnovers in a win at No. 7 Duke. He made a clutch three to put the Panthers up 75-71 with under a minute left to play and also went 3-of-4 from the foul line in the final 16 seconds of action.
- Lowe was named ACC Rookie of the Week (Jan. 22) after averaging 18.5 points and 4.5 assists per game against Syracuse and Duke.
- Lowe scored 12 points to go along with three rebounds, three assists, two steals, and a blocked shot at Georgia Tech.
- Lowe recorded 15 of his 17 points in the final 11 minutes of action to lead a comeback on the road at Miami. He also has a season-best seven rebounds to go along with four assists and a steal against the Hurricanes.
- Lowe had 11 points, four rebounds, and five assists against Notre Dame.
- Lowe matched a season high with 20 points on 7-of-12 shooting from the field and 5-of-5 from the foul line in the road win at NC State.

### ACC • Freshman Scoring Leaders in League Play

Rk	Player, School	PPG
1.	Markus Burton, Notre Dame	15.5
2.	<b>Carlton Carrington, Pitt</b>	<b>13.3</b>
3.	Jared McCain, Duke	13.2
4.	Baye Ndongo, Georgia Tech	12.5
5.	<b>Jaland Lowe, Pitt</b>	<b>11.7</b>
6.	Braeden Shrewsberry, Notre Dame	11.1
7.	Nathan George, Georgia Tech	10.7

## TORRES GEMELAS

- Twin brothers **Guillermo Diaz Graham** (7-0) and **Jorge Diaz Graham** (6-11) are combining to average 10.5 points and 6.6 rebounds per game.
- Both brothers bypassed the opportunity to play for the Spain U21 team this summer and staying in Pittsburgh to continue to work on their strength and conditioning. The twins both gained roughly 15 pounds of muscle in the offseason, while continuing to develop their well-rounded skill sets.

### GUILLERMO

- Averaging 7.0 points and 4.1 rebounds per game, while shooting 49 percent from the field and 36 percent from three-point range. He has posted six double-figure scoring games and one double-double.
- Scored 12 points on 4-of-5 shooting from the field, including 2-of-3 from three-point range, against Binghamton. He added four rebounds, two steals and a blocked shot.
- Posted his first double-double with 23 points and 10 rebounds to go along with four assists, two steals, and a block against Jacksonville. He went 8-of-10 from the field and 6-of-9 from the foul line in the win.
- Went 6-of-7 from the field, including a career-best 3-of-4 from three-point range, in a 15-point outing at West Virginia.
- Had seven points on 3-of-4 shooting from the field in 21 minutes of action against Canisius.
- Finished with seven points, eight rebounds, four assists, and three blocks in first start of the season against South Carolina State.
- Scored a game-high 13 points to go along with eight rebounds, three assists, two steals, and three blocks against Purdue Fort Wayne.
- Recorded 14 points, five rebounds, two steals and two blocks, while matching a career-best by going 3-of-4 from three-point range at Syracuse.
- Posted 10 points, four rebounds, two steals, and a career-high matching four blocked shots against No. 8 North Carolina.
- Had seven points, eight rebounds, and a career-high five steals against No. 11 Duke.
- Scored 10 of his 12 points in the second half of a road win over Georgia Tech. Went 4-of-5 from the field and 2-of-2 from three-point range against the Yellow Jackets.

### JORGE

- Contributing 3.5 points and 2.5 rebounds in 10.5 minutes per game.
- Scored a career-high 14 points on 5-of-5 shooting from the field, including 3-of-3 from three-point range, in the opener against NC A&T. He added five rebounds and a blocked shot in the win.
- Posted eight points and grabbed six rebounds against Jacksonville.

- Made an impact off the bench at West Virginia finishing with three points, six rebounds, two assists, one block, one steal, and two offensive fouls drawn.
- Went 2-of-3 from the field and finished with five points, two assists, and three steals against Canisius.
- Had four points, four rebounds, three assists, and a steal in a win over South Carolina State.
- Scored eight points with a three-pointer and a 5-of-5 effort from the foul line at Louisville.
- Aggravated an ankle injury in late January. Underwent season-ending surgery on Feb. 8.

RETURNING FROM A REDSHIRT

- Redshirt junior **William Jeffress** returns to the Pitt rotation after missing the 2022-23 season due to a foot injury suffered in late July.
- Jeffress, a versatile defender with great rebounding instincts, used the redshirt season to continue to develop his body and has shown increased athleticism and explosiveness in the offseason.
- Jeffress posted seven points, four rebounds, three steals and a blocked shot in his return against NC A&T.
- Jeffress impacted Pitt's win over FGCU with a strong defensive and rebounding effort. The team was +14 with him on the floor as Jeffress finished with two points, five rebounds, two steals, and a blocked shot.
- Jeffress changed the energy of the West Virginia game with his defensive intensity and rebounding. He finished with a career-high matching nine rebounds to go along with one steal and a blocked shot. Pitt was +22 with Jeffress on the floor as he helped limit Quinn Slazinski to just six second half points after he scored 16 in the opening 20 minutes of action.
- Jeffress went 2-of-2 from three-point range and finished with six points, three rebounds, and a steal against Canisius.
- Jeffress grabbed a career-high 10 rebounds, including four offensive boards, in 21 minutes at Syracuse.
- Jeffress was 3-of-3 from the field and finished with six points, three rebounds, one assist, one steal, and one blocks at home against Syracuse.
- Jeffress came off the bench to spark the Panthers in the final 10 minutes of action in a home win over Wake Forest. He delivered a momentum changing defensive effort against Efton Reid and also had a key dunk in the final three minutes of action to help secure the win.

300 AND COUNTING

- Pitt topped Notre Dame, 70-60, Feb. 3, 2024 to record its 300th win all-time at the Petersen Events Center.
- Blake Hinson (17 points, 4-of-6 3FG) and Carlton Carrington (16 points, 3-of-6 3FG) combined for 33 points and seven three-point field goals to lead the Panthers to the win.
- Pitt scored 58 points on 18-of-31 (.581) shooting from the field, including a 10-of-16 (.625) showing from three-point range over the final 25:45 of game action.
- Pitt became just the eighth program to record 300 or more home wins since the 2002-03 season. The Panthers opened the Petersen Events Center with an 82-67 win over Duquesne Nov. 23, 2002.

SNAPPED RANKED ROAD SKIDS AT NO. 7 DUKE

- Pitt posted an 80-76 win over No. 7 Duke at Cameron Indoor Stadium to snap several skids against ranked opponents.
- The win was Pitt's first win over an AP top 10 opponent since defeating No. 8 Notre Dame, 76-72, on Jan. 31, 2015.
- Pitt posted its first road win over an AP Top 10 team since a 57-54 win at No. 9 Villanova Feb. 12, 2011.
- The Panthers snapped a 24-game road losing streak against ranked opponents, dating back to a 62-52 win over No. 17 Cincinnati Feb. 9, 2013.
- Th victory was Pitt's third win at Cameron Indoor Stadium and first in Durham, N.C. since a 71-69 victory on Feb. 10, 1979.

FIRING AWAY FROM THREE

- Pitt set season highs in three-point field goals (16), three-point attempts (38), and three-point percentage (.421) in the Backyard Brawl win over West Virginia.
- **Blake Hinson** set a Pitt single-game threes record, while also matching a WVU Coliseum record, with nine three-pointers in the contest.
- The 16 threes made is tied for the third most in any game and the most in a road game in program history.

Pitt • Three-Point Field Goals in a Game

Rk	Opponent, Date	3FGM
1.	Wake Forest, 1/25/23	18
2.	Louisville, 2/7/23	17
3.	at West Virginia, 12/6/23	16
	Syracuse, 2/25/23	16
	Notre Dame, 1/29/97	16
6.	Jacksonville, 11/17/23	15
7.	at Louisville, 1/18/23	14
	at Northwestern, 11/28/22	14
	Northern Illinois, 12/5/20	14
	McNeese State, 12/16/17	14
	Wofford, 3/14/12	14
	Marshall, 12/6/90	14
	Miami [Fla.], 2/18/95	14
	Maryland-Baltimore County, 12/13/08	14
	Albany, 11/28/03	14
	vs. Georgia, 12/17/94	14

Pitt • Three-Point Attempts in a Game

Rk	Opponent, Date	3FGA
1.	Syracuse, 2/25/23	41
	UT Martin, 11/7/22	41
3.	at West Virginia, 12/6/23	38
4.	Wake Forest, 1/25/23	37
	at Boston College, 2/2/19	37

TOP MARKS IN BIG WIN OVER JACKSONVILLE

- Pitt posted its highest scoring output (107) and largest margin of victory (+51) in a mid-November win over Jacksonville.
- Pitt made 15 three-point field goals, sixth most in program history, while also holding Jacksonville to just 1-of-15 (.067) shooting from beyond the arc.
- Pitt grabbed 50 or more rebounds for the third time in four games finishing the night with a 51-29 edge on the glass, including a 19-3 advantage in offensive rebounds.

Pitt • Largest Scoring Margin

Rk	Opponent, Date	Score	Margin
1.	Indiana [Pa.], 11/29/86	108-49	+59
2.	Ohio Wesleyan, 12/6/71	103-48	+55
3.	Army, 1/26/29	69-16	+53
	Central Arkansas, 12/6/15	100-47	+53
5.	Savannah State, 12/1/01	87-35	+52
6.	Jacksonville, 11/17/23	107-56	+51
	Cleveland State, 2/14/74	106-55	+51
8.	Bethune-Cookman, 12/15/12	89-40	+49
	Indiana [Pa.], 11/30/85	94-45	+49
10.	NC A&T, 11/6/23	100-52	+48
	Brown, 12/28/95	95-47	+48
	Buffalo State, 2/18/76	99-51	+48

OUTSTANDING IN THE OPENER

- Pitt delivered a dominating performance in the season opener with a 100-52 win over NC A&T. The 100-point effort was the sixth all-time at the Petersen Events Center and marked the seventh time Pitt has hit the century mark in the season opener.
- The Panthers posted a 58-28 rebounding advantage, tied for the eighth largest edge in program history.
- Pitt held the Aggies to 27.1 percent (19-of-70) shooting from field, including a 5-of-35 (.143) effort in the opening half.
- The 100-point effort is the second most points scored by the Panthers under **Jeff Capel** with the 48-point scoring margin also the second largest of the Capel era (T-10th largest in program history).

100+ Point Games at Petersen Events Center

Opponent, Date	Result
NC A&T, 11/6/23	W, 100-52
Marshall, 12/28/16	W, 112-106
Wake Forest (2OT), 2/16/16	W, 101-96
Central Arkansas, 12/6/15	W, 100-47
Houston Baptist, 11/9/07	W, 103-62
Notre Dame, 1/4/06	W, 100-98

100+ Point Games in Season Openers

Opponent, Date	Result
NC A&T, 11/6/23	W, 100-52
Houston Baptist, 11/9/07	W, 103-62
Youngstown State, 11/27/93	W, 112-66
Siena, 11/28/89	W, 111-89
IUP, 11/29/86	W, 108-49
St. Francis [Pa.], 11/26/84	W, 104-88
vs. Rio Grande, 11/29/78	W, 107-82

Pitt • Largest Rebound Margin

Rk	Opponent, Date	Margin
1.	vs. Rio Grande (68/19), 11/29/79	+49
2.	Carnegie Tech (60/20), 2/1/68	+40
3.	St. Francis [Pa.] (67/31), 12/1/93	+36
4.	Rollins (69/34), 1/22/75	+35
5.	vs. Chaminade (51/17), 11/24/14	+34
6.	Mercyhurst (55/22), 1/25/79	+33
7.	North Florida (59/28), 11/13/10	+31
8.	NC A&T (58/28), 11/6/23	+30
	Chicago State (60/30), 1/17/87	+30
10.	Bethune-Cookman (40/11), 12/15/12	+29
	VMI (60/31), 12/6/11	+29
	Howard (55/26), 11/20/04	+29

Pitt • Largest Rebound Margin in the Past 25 Seasons

Rk	Opponent, Date	Pitt	Opp	Margin
1.	vs. Chaminade, 11/24/14	51	17	+34
2.	North Florida, 11/13/10	59	28	+31
3.	NC A&T, 11/6/23	58	28	+30
4.	Bethune-Cookman, 12/15/12	40	11	+29
	VMI, 12/6/11	60	31	+29
	Howard, 11/20/04	55	26	+29

SUCCESS WHEN SCORING 80+

• Pitt is 33-2 under Jeff Capel when reaching the 80-point mark in a game, including a 9-0 mark during the 2023-24 season.

Pitt • 80-Point Games Under Jeff Capel

Opponent, Date	Result
at No. 7 Duke, 1/20/24	W, 80-76
at Louisville, 1/6/24	W, 83-70
South Carolina State, 12/16/23	W, 86-50
Canisius, 12/9/23	W, 82-71
at West Virginia, 12/6/23	W, 80-63
Jacksonville, 11/17/23	W, 107-56
FGCU, 11/13/23	W, 86-74
Binghamton, 11/10/23	W, 89-60
NC A&T, 11/6/23	W, 100-52
vs. Georgia Tech, 3/8/23	W, 89-81
at Notre Dame, 3/1/23	L, 88-81
Syracuse, 2/25/23	W, 99-82
at Florida State, 2/11/23	W, 83-75
Louisville, 2/7/23	W, 91-57
Wake Forest, 1/25/23	W, 81-79
at Syracuse, 12/20/22	W, 84-82
North Florida, 12/17/22	W, 82-56
Sacred Heart, 12/10/22	W, 91-66
at Northwestern, 11/28/22	W, 87-58
William & Mary, 11/25/22	W, 80-64
FDU, 11/22/22	W, 83-61
UT Martin, 11/7/22	W, 80-58
Virginia Tech, 2/3/21	W, 83-72
Syracuse, 1/13/21	W, 96-76
Northern Illinois, 12/5/20	W, 89-59
Drexel, 11/28/20	W, 83-74
vs. Wake Forest, 3/10/20	W, 81-72
Canisius, 12/30/19	W, 87-79
vs. Boston College, 3/12/19	W, 80-70
at NC State, 1/12/19	L, 86-80
Louisville, 1/9/19	W, 89-86 OT
New Orleans, 12/20/18	W, 99-57
Central Arkansas, 11/15/18	W, 97-71
Troy, 11/12/18	W, 84-75
VMI, 11/9/18	W, 94-55

NEW HEIGHTS

• **Guillermo Diaz Graham** is the fourth seven-footer in program history, joining Steven Adams, Aaron Gray, and Mark Blount. **Jorge Diaz Graham** and **Federiko Federiko** are tied for the fifth tallest players in program history at 6-11. Pitt has now had 13 players listed at 6-11 or taller. • Pitt has four players 6-10 or taller on the roster for just the second time in program history.

Pitt • Most Players 6-10 or Taller

Season	Player	HT
2023-24	Guillermo Diaz Graham	7-0
	Federiko Federikio	6-11
	Jorge Diaz Graham	6-11
	Papa Amadou Kante	6-10
2003-04	Aaron Gray	7-0
	Mark McCarroll	6-10
	Chris Taft	6-10
	Toree Morris	6-10

Pitt • Top Wingspans (in inches)

Player	Height	Wingspan	Dif
William Jeffress	79	86	+7
Zack Austin	79	85	+6
Papa Amadou Kante	82	88	+6
Federiko Federiko	83	88.5	+5.5

Pitt • 6-11 or Taller Players

Player, Years	Height	PPG	RPG
Guillermo Diaz Graham, 2022-p.	7-0	4.9	3.6
Steven Adams, 2012-13	7-0	7.2	6.3
Aaron Gray, 2003-07	7-0	9.8	7.0
Mark Blount, 1995-97	7-0	6.4	5.0
Jorge Diaz Graham, 2022-p.	6-11	3.1	2.3
Federiko Federiko, 2022-p.	6-11	5.9	5.3
Eric Mobley, 1991-94	6-11	10.2	6.8
Ed Scheuermann, 1976-81	6-11	5.4	4.1
Scott Stephens, 1973-75	6-11	0.5	0.7
Gerald Jordan, 1995-97	6-11	8.3	6.2
Malcolm Gilbert, 2011-12	6-11	0.5	0.8
Gary McGhee, 2007-11	6-11	4.5	4.7
Rozelle Nix, 2015-16	6-11	1.4	2.6

NCAA • KenPom.com Average Height (inches)

Rk	School	Avg. HT
1.	Florida State	79.3
	Washington State	79.3
3.	Santa Clara	79.2
4.	Utah	79.0
	Indiana	79.0
	USC	79.0
7.	Kansas	78.9
8.	Pitt	78.8
	Illinois	78.8

HOME COURT ADVANTAGE

• Pitt has compiled a 300-91 (.767) record, including a 175-18 (.907) ledger in non-conference play, at the Petersen Events Center. • Pitt is 28-29 (.491) versus teams ranked in the top 25 of the AP Poll at the Petersen Events Center, with a 14-10 (.583) mark against top-10 teams and a 9-4 (.692) ledger versus teams ranked in the top-5.

NCAA • Homecourt Wins since 2002-03 Season

Rk	Team	Wins
1.	Kansas	340
2.	Duke	322
3.	Memphis	321
4.	Kentucky	317
5.	Syracuse	313
6.	Creighton	306
7.	Wisconsin	303
8.	Michigan State	302
9.	Pitt	300
10.	Gonzaga	299

as of Feb. 10

INTERNATIONAL INFLUENCE

• Pitt's 2023-24 roster features four international prospects, third most in program history, in **Papa Amadou Kante** (Senegal), **Guillermo Diaz Graham** (Spain), **Jorge Diaz Graham** (Spain), and **Federiko Federiko** (Finland). • The Diaz Graham twins are Pitt's first pair of players out of Spain, while Federiko is the program's first prospect from Finland.

Pitt • All-Time International Players

Player, Year	Country
Papa Amadou Kante, 2023-p.	Senegal
Guillermo Diaz Graham, 2022-p.	Spain
Jorge Diaz Graham, 2022-p.	Spain
Federiko Federiko, 2022-p.	Finland
Max Amadasun, 2020-22	Ireland
Abdoul Karim Coulibaly, 2019-21	Mali
Sidy N'Dir, 2018-19	France
Marcus Carr 2017-18	Canada
Kene Chukwuka 2017-20	Sweden
Samson George 2017-20	Nigeria
Peace Ilegomah 2017-19	Nigeria
Shamiel Stevenson 2017-19	Canada
Rafael Maia 2015-16	Brazil
Joseph Uchebo 2013-15	Nigeria
Steven Adams 2012-13	New Zealand
Khem Birch 2011-12	Canada
Talib Zanna 2009-14	Nigeria
Dwight Miller 2008-10	Bahamas
Doyle Hudson 2005-07	Bahamas
Levon Kendall 2002-07	Canada
Zelimir Stevanovic 2000-01	Yugoslavia
Donatas Zavackas 1999-03	Lithuania
Sotinis Aggelou 1993-95	Greece
Dominick Dumancic 1990-92	Yugoslavia

Pitt • Most International Players on a Roster

Rk	Year	Total
1.	2017-18	5
	* 2018-19	5
3.	2023-24	4
4.	2022-23	3
	2019-20	3
6.	8x; last 2013-14	2

\* two international prospects transferred mid-year

FATHER-SON COACH COMBOS

• **Jeff Capel** is one of 19 sons of former Division I head coaches serving in the same capacity in the NCAA this season.

Father-Son Division I Head Coach Combos

Father	Son (School)
Tony Barone, Sr.	Brian Barone (SIUE)
Dick Bennett	Tony Bennett (Virginia)
Jeff Capel II	Jeff Capel III (Pitt)
Homer Drew	Scott Drew (Baylor)
	Bryce Drew (Grand Canyon)
Jim Dutcher	Brian Dutcher (San Diego State)
Lon Kruger	Kevin Kruger (UNLV)
Don Monson	Dan Monson (Long Beach State)
Bill Musselman	Eric Musselman (Arkansas)
Dave Odom	Ryan Odom (VCU)
Rick Pitino	Richard Pitino (New Mexico)
Skip Prosser	Mark Prosser (Winthrop)
Ralph Willard	Kevin Willard (Maryland)

BROTHER COMBOS

• Twin brothers **Guillermo Diaz Graham** and **Jorge Diaz Graham** are the ninth set of brothers to play at Pitt. They are just the second set of brothers to play on the same team.

Pitt Brother Combos

Brother (Years)	Brother (Years)
Guillermo Diaz Graham (2022-p.)	Jorge Diaz Graham (2022-p.)
Orlando Antiqua (1991-95)	Oliver Antiqua (1995-98)
Billy Knight (1971-74)	Terry Knight (1974-79)
Robert Caldwell (1964-67)	Michael Caldwell (1968-71)
Brian Generalovich (1961-64)	Nick Generalovich (1964-66)
Steve Zernich (1941-43)	Wally Zernich (1943-47)
Thomas Lawry (1930-32)	Edward Lawry (1939)
Stephen Wroblewski (1926-28)	Alphonse Wroblewski (1928-30)

## NCAA • 2023-24 Brother Combos

Brothers	School
Guillermo and Jorge Diaz Graham ^	Pitt
Taran and Tre Armstrong	California Baptist
Chase and Dillon Hunter	Clemson
Precious and Promise Idiaru^	Kansas City
Milos and Veljko Ilic	Loyola-Maryland
Amhad and Armon Jarrard	IUPUI
Braden and Shae Korpela^	Washington State
Keyshaun and Kobe Langley^	UNCG
Ashton and Jayden Hardaway	Memphis
Connor and Patrick McCaffery	Iowa
Kareem and Kaseem Watson^	CSU Bakersfield
Jarron and Jariyon Wilkens^	Southern
Lamar and Shamar Wright^	SIUE

^ denotes twins

## CUMMINGS & NDIAYE SIGN NLIs

- Pitt signed **Brandin Cummings** and **Amy Ndiaye** during the November signing period.
- Cummings, a four-star guard prospect from nearby Lincoln Park High School, was a Pittsburgh Post Gazette Feb 5 and 4A Co-Player of the Year selection after averaging 23.1 points, 3.3 rebounds, and 2.3 assists per game as a junior. He made 75 three-point field goals while helping the Leopards to WPIAL and PIAA Class 4A titles a year ago. Cummings, the younger brother of Pitt standout Nelly Cummings, enters his senior season at Lincoln Park with 1,482 points and 186 three-pointers in his career.
- Ndiaye, a three-star prospect currently playing a prep year at Putnam Science Academy, was a NYSSWA All-State selection last season after helping Long Island Lutheran to a 24-3 record, including a 10-2 mark in the National Interscholastic Basketball Conference. The 6-10, 215-pound forward averaged 8.4 points, 6.1 rebounds, and 1.2 blocks per game in conference play as LUHL finished the year ranked No. 3 nationally. Ndiaye, a versatile, high-ceiling player with the ability to impact the game on both ends of the floor, also shot 35 percent from three-point range a year ago.

## THE OAKLAND ZOO

- Pitt has one of the top student sections in the country in the Oakland Zoo. The student section has been expanded this season to accommodate 2,000 Oakland Zoo members.
- The Oakland Zoo has the best seats in the house at the Petersen Events Center filling the lower bowl outside of 75 opponent tickets behind the visiting team bench as required by league rules.
- Student ticket claims are made 5-7 days in advance of games. Pitt sold over 3,800 Gold Passes (Men's Basketball and Football season tickets) this season. The Panthers Ticket Office will use lower level and upper level ticket inventory for additional Oakland Zoo seating when available.
- The Oakland Zoo set an all-time attendance mark with 2,750 student tickets out for a Tuesday, Jan. 2 games against the Blue Devils.

## CAPEL'S CORNER

• Through the generous support of the Vartabedian Family, Capel's Corner has been established in section 113 of the Petersen Events Center. Capel's Corner is an outreach effort to provide underserved youth and their families the opportunity to attend Pitt Basketball games. Tickets are being distributed through Pitt Athletics' relationship with the Ammon Community Recreation Center in the Hill District. Former Pitt standout Darelle Porter serves as one of the community leaders and as an executive director at the Ammons Center. Contact the Panthers Ticket Office via email (tickets@athletics.pitt.edu) if you are interested in supporting the Capel's Corner initiative.

## PRESEASON ACC PROJECTIONS

- Pitt was picked to finish ninth in the Atlantic Coast Conference, while **Blake Hinson** was tabbed a Preseason Second Team All-ACC selection, as voted upon by the league's voting panel in October.

### 2022-23 ACC Predicted Order of Finish


Rk	School	Points
1.	Duke	757 (44)
2.	Miami	693 (5)
3.	North Carolina	670 (1)
4.	Virginia	593 (1)
5.	Clemson	570
6.	Wake Forest	440
7.	NC State	420
8.	Virginia Tech	390
9.	Pitt	380
10.	Syracuse	321
11.	Florida State	294
12.	Boston College	227
13.	Georgia Tech	157
14.	Louisville	108
15.	Notre Dame	100

First-place votes in parentheses; 51 total

## PITT-DUKE PARTNER FOR INAUGURAL HOOPS4ALS GAMES

- The Pitt and Duke Men's Basketball programs partnered to announce the inaugural "Hoops4ALS" games, played Jan. 9 (Petersen Events Center) and Jan. 20 (Cameron Indoor Stadium).
- Hoops4ALS is a group dedicated to uniting basketball coaches, players, and fans to raise awareness for Amyotrophic Lateral Sclerosis (ALS) – also known as Lou Gehrig's Disease – and promote research and advocacy to help those dealing with this fatal disease and to support those working to find a cure.
- The Hoops4ALS committee, made up of Pitt head coach Jeff Capel III, Tom Haberstroh, P.J. Murphy, Chuck Haberstroh, Kate Fagan, Adam Wilson, Gary Godfrey and Marc J. Spears, have partnered with the ALS Therapy Development Institute (ALS TDI) to support their work to discover and develop effective ALS treatments. As the world's foremost discovery lab focused solely on ALS, ALS TDI collaborates with top researchers from around the world, including those at Duke's ALS Clinic and the University of Pittsburgh's ALS-MDA Center.
- For each of the Hoops4ALS basketball games, both the Pitt and Duke Men's Basketball teams wore Hoops4ALS warmup shirts pregame and both coaching staffs, managers and other basketball personnel wore 'Hoops4ALS' pins. Both venues featured in-house announcements and scoreboard display with an ALS TDI fundraising appeal, while ALS patients, caregivers and researchers were recognized on court during a timeout.
- In addition to the fundraising initiative, Pitt and Duke men's basketball programs came together to honor and pay tribute to those fighting ALS and those we have lost to the disease in the basketball community. In 2017, Jeff Capel Jr., a legendary coach in the basketball community, passed away due to complications related to ALS at the age of 64 while Capel III was an assistant coach at Duke.

# HOOPS4ALS



## JOIN US IN THE FIGHT TO END ALS

Scan code or visit [als.net/pittduke](https://als.net/pittduke)

# 2023-24 PITT MEN'S BASKETBALL ROSTER

## Numerical

NO	NAME	POS	HT	WT	CL-EXP	HOMETOWN (HIGH SCHOOL / PREVIOUS COLLEGE)
2	Blake Hinson	F	6-7	235	SR-1L	Deltona, Fla. (Sunrise Christian Academy {Kan.}) / Mississippi / Iowa State
4	Papa Amadou Kante	F	6-10	215	FR-HS	Dakar, Senegal (South Kent Prep)
5	Ishmael Leggett	G	6-3	195	JR-TR	Prince George's County, Md. (St. John's College / Rhode Island)
7	Carlton Carrington	G	6-4	180	FR-HS	Baltimore, Md. (St. Frances Academy)
11	Marlon Barnes, Jr.	F	6-6	180	FR-HS	Cleveland, Ohio (Brush)
12	KJ Marshall	G	5-10	175	SR-2L	Reading, Pa. (Trinity Christian Academy [N.C.] / Mars Hill)
13	Benjamin Mayhew	F	6-4	180	FR-HS	Wilkinsburg, Pa. (Propel Braddock Hills)
15	Jaland Lowe	G	6-2	170	FR-HS	Missouri City, Texas (Fort Bend Marshall)
21	Vason Stevenson	F	6-3	190	SO-1L	McKees Rocks, Pa. (Montour)
24	William Jeffress	F	6-7	205	R-JR-3L	Erie, Pa. (McDowell)
25	Guillermo Diaz Graham	F	7-0	205	SO-1L	Canary Islands, Spain (IMG Academy Academics [Fla.])
31	Jorge Diaz Graham	F	6-11	190	SO-1L	Canary Islands, Spain (IMG Academy Academics [Fla.])
33	Federiko Federiko	C	6-11	220	JR-1L	Helsinki, Finland (First Love Academy [Pa.]) / Northern Oklahoma
44	Jajuan Nelson	F	6-7	215	FR-HS	Philadelphia, Pa. (String Theory Charter)
55	Zack Austin	F	6-6	205	R-JR-TR	Winston-Salem, N.C. (Moravian Prep / High Point)

## Alphabetical

NO	NAME	POS	HT	WT	CL-EXP	HOMETOWN (HIGH SCHOOL / PREVIOUS COLLEGE)
55	Zack Austin	F	6-6	205	R-JR-TR	Winston-Salem, N.C. (Moravian Prep / High Point)
11	Marlon Barnes, Jr.	F	6-6	180	FR-HS	Cleveland, Ohio (Brush)
7	Carlton Carrington	G	6-4	180	FR-HS	Baltimore, Md. (St. Frances Academy)
25	Guillermo Diaz Graham	F	7-0	205	SO-1L	Canary Islands, Spain (IMG Academy Academics [Fla.])
31	Jorge Diaz Graham	F	6-11	190	SO-1L	Canary Islands, Spain (IMG Academy Academics [Fla.])
33	Federiko Federiko	C	6-11	220	JR-1L	Helsinki, Finland (First Love Academy [Pa.]) / Northern Oklahoma
2	Blake Hinson	F	6-7	235	SR-1L	Deltona, Fla. (Sunrise Christian Academy {Kan.}) / Mississippi / Iowa State
24	William Jeffress	F	6-7	205	R-JR-3L	Erie, Pa. (McDowell)
4	Papa Amadou Kante	F	6-10	215	FR-HS	Dakar, Senegal (South Kent Prep)
5	Ishmael Leggett	G	6-3	195	JR-TR	Prince George's County, Md. (St. John's College / Rhode Island)
15	Jaland Lowe	G	6-2	170	FR-HS	Missouri City, Texas (Fort Bend Marshall)
12	KJ Marshall	G	5-10	175	SR-2L	Reading, Pa. (Trinity Christian Academy [N.C.] / Mars Hill)
13	Benjamin Mayhew	F	6-4	180	FR-HS	Wilkinsburg, Pa. (Propel Braddock Hills)
44	Jajuan Nelson	F	6-7	215	FR-HS	Philadelphia, Pa. (String Theory Charter)
21	Vason Stevenson	F	6-3	190	SO-1L	McKees Rocks, Pa. (Montour)

## Pitt Staff

**Head Coach:** Jeff Capel (Duke, '97)  
**Associate Head Coach:** Tim O'Toole (Fairfield, '87)  
**Associate Head Coach:** Milan Brown (Howard, '93)  
**Assistant Coach:** Jason Capel (North Carolina, '02)  
**Chief of Staff / Assistant Coach:** Kyle Cieplicki (Vermont, '08)  
**Director of Player and Alumni Development / Assistant Coach:** Gilbert Brown, Pitt '11  
**Assistant AD of Scouting:** Billy Hubly (Univ. of St. Francis [Ill.], '12)  
**Director of Basketball Operations:** Brian Regan (St. Vincent College, '88)  
**Assistant Director Recruiting / Video:** Robert Blose (Pitt, '21)  
**Strength & Conditioning Coach:** Vincent Williams (Towson, '11)  
**Athletic Trainer:** Daniel Anthony (Missouri State, '11)

## Pronunciation

Papa AMADOU KANTE	Ahm-a-do Con-tee
GUILLERMO Diaz Graham	Ghee-air-mo
JORGE Diaz Graham	Hor-Hay
William JEFFRESS	Jeff-ress
JALAND Lowe	Jay-lend
JAJUAN Nelson	Ja-wawn
VASON Stevenson	Vayson

# TV / RADIO HEAD SHOT ROSTER



**Blake Hinson**  
F • SR-TR • 6-8 • 230  
Deltona, Fla.




**Papa Amadou Kante**  
F • FR-HS • 6-10 • 235  
Dakar, Senegal



**Ishmael Leggett**  
G • JR-TR • 6-3 • 185  
Prince George's County, Md.



**Carlton Carrington**  
G • FR-HS • 6-5 • 190  
Baltimore, Md.




**Marlon Barnes, Jr.**  
F • FR-HS • 6-6 • 190  
Cleveland, Ohio



**KJ Marshall**  
G • SR-2L • 5-10 • 175  
Reading, Pa.



**Jaland Lowe**  
G • FR-HS • 6-3 • 170  
Missouri City, Texas



**Vason Stevenson**  
F • SO-1L • 6-3 • 190  
McKees Rocks, Pa.



**William Jeffress**  
F • R-JR-3L • 6-7 • 210  
Erie, Pa.



**Guillermo  
Diaz Graham**  
F • SO-1L • 7-0 • 220  
Canary Islands, Spain



**Jorge  
Diaz Graham**  
F • SO-1L • 6-11 • 210  
Canary Islands, Spain



**Federiko Federiko**  
C • JR-1L • 6-11 • 225  
Helsinki, Finland



**Zack Austin**  
F • R-JR-TR • 6-7 • 210  
Winston-Salem, N.C.



**Jeff Capel**  
Head Coach



**Tim O'Toole**  
Associate Head Coach



**Milan Brown**  
Associate Head Coach



**Jason Capel**  
Assistant Coach



**Kyle Cieplicki**  
Chief of Staff / Assistant  
Coach



**Gilbert Brown**  
Director of Player &  
Alumni Development /  
Assistant Coach



**Billy Hubly**  
Assistant AD / Scouting




**Brian Regan**  
Director of Operations



**Robert Blose**  
Strength & Conditioning  
Coach



**Vincent Williams**  
Strength & Conditioning  
Coach



**Daniel Anthony**  
Athletic Trainer



# BLAKE HINSON | #2

SR-1L • F • 6-8 • 230  
Deltona, Fla. • Sunrise Christian Acad. / Mississippi / Iowa State



Opponent	Date	GS	MIN	Total		3-Pointers		Free throws		Rebounds				PF	A	TO	BLK	STL	PTS	AVG
				FG-FGA	PCT	3FG-3FGA	PCT	FT-FTA	PCT	OFF	DEF	TOT	AVG							
N.C. A&T	11/06/2023	*	20:56	5-11	.455	2-5	.400	1-2	.500	3	5	8	8.0	2	2	0	0	0	13	13.0
Binghamton	11/10/2023	*	23:43	8-14	.571	4-9	.444	6-7	.857	1	3	4	6.0	1	0	1	0	1	26	19.5
FGCU	11/13/2023	*	30:20	6-15	.400	3-10	.300	3-6	.500	1	4	5	5.7	2	0	2	0	1	18	19.0
Jacksonville	11/17/2023	*	20:13	7-16	.438	4-9	.444	7-9	.778	2	4	6	5.8	1	1	0	0	0	25	20.5
vs Florida	11/22/2023	*	36:17	5-15	.333	3-9	.333	3-7	.429	1	2	3	5.2	2	2	1	0	1	16	19.6
vs Oregon St.	11/24/2023	*	32:00	6-17	.353	3-11	.273	2-3	.667	2	0	2	4.7	2	2	1	0	1	17	19.2
Missouri	11/28/2023	*	38:41	7-12	.583	5-8	.625	3-6	.500	0	5	5	4.7	1	1	0	0	0	22	19.6
Clemson	12/03/2023	*	34:14	9-16	.563	6-10	.600	3-6	.500	2	4	6	4.9	3	2	3	0	0	27	20.5
at West Virginia	12/06/2023	*	34:37	10-19	.526	9-15	.600	0-0	.000	1	6	7	5.1	3	0	1	0	0	29	21.4
Canisius	12/09/2023	*	36:41	8-13	.615	3-4	.750	7-7	1.000	1	4	5	5.1	3	0	1	0	0	26	21.9
South Carolina St.	12/16/2023	*	27:52	7-10	.700	3-4	.750	2-2	1.000	0	0	0	4.6	0	1	1	0	2	19	21.6
Purdue Fort Wayne	12/20/2023	*	32:12	2-10	.200	0-4	.000	1-2	.500	1	9	10	5.1	1	2	2	0	0	5	20.3
at Syracuse	12/30/2023	*	37:42	3-12	.250	1-7	.143	4-7	.571	1	3	4	5.0	5	0	3	0	1	11	19.5
North Carolina	01/02/2024	*	31:08	4-16	.250	2-11	.182	1-3	.333	0	4	4	4.9	3	0	1	0	0	11	18.9
at Louisville	01/06/2024	*	34:14	5-14	.357	3-9	.333	8-8	1.000	2	1	3	4.8	3	0	3	0	1	21	19.1
Duke	01/09/2024	*	29:08	3-8	.375	3-7	.429	0-1	.000	0	2	2	4.6	2	0	0	1	1	9	18.4
Syracuse	01/16/2024	*	34:18	4-17	.235	2-11	.182	2-3	.667	0	8	8	4.8	3	0	2	0	1	12	18.1
at Duke	01/20/2024	*	36:42	8-10	.800	7-7	1.000	1-2	.500	1	7	8	5.0	4	0	2	0	0	24	18.4
at Georgia Tech	01/23/2024	*	31:56	3-8	.375	1-4	.250	2-2	1.000	0	6	6	5.1	4	1	2	1	0	9	17.9
at Miami (FL)	01/27/2024	*	38:57	8-19	.421	4-12	.333	1-4	.250	3	6	9	5.3	1	0	0	1	1	21	18.1
Wake Forest	01/31/2024	*	36:20	6-10	.600	2-4	.500	3-4	.750	0	2	2	5.1	2	0	1	0	0	17	18.0
Notre Dame	02/03/2024	*	38:44	4-7	.571	4-6	.667	5-7	.714	0	4	4	5.0	1	0	4	0	0	17	18.0
at NC State	02/07/2024	*	36:38	5-13	.385	3-10	.300	3-4	.750	1	3	4	5.0	1	2	1	0	1	16	17.9
Totals		23	753:33	133-302	.440	77-186	.414	68-102	.667	23	92	115	5.0	50	16	32	3	12	411	17.9

SEASON	TEAM	GP-GS	MIN/AVG	Field Goals		3-Point		F-Throws		Rebounds				Scoring						
				FG-FGA	FG%	3FG-3FGA	3FG%	FT-FTA	FT%	OFF	DEF	TOT	AVG	PF-FO	A	TO	BLK	STL	PTS	AVG
2018-19	OM	32-31	768/24.0	88-217	.406	46-132	.348	42-57	.737	23	71	94	2.9	91-2	36	28	9	15	264	8.3
2019-20	OM	28-27	872/31.1	97-245	.396	45-141	.319	45-64	.703	34	95	129	4.6	89-3	39	62	9	16	284	10.1
2022-23	UP	36-35	1142/31.7	181-423	.428	97-255	.380	91-134	.679	52	165	217	6.0	105-4	43	60	19	23	550	15.3
2023-24	UP	23-23	754/32.8	133-302	.440	77-186	.414	68-102	.667	23	92	115	5.0	50-1	16	32	3	12	411	17.9
TOTAL FOR UP		59-58	1896/32.1	314-725	.433	174-441	.395	159-236	.674	75	257	332	5.6	155-5	59	92	22	35	961	16.3
TOTAL		119-116	3536/29.7	499-1187	.420	265-714	.371	246-357	.689	132	423	555	4.7	335-10	134	182	40	66	1509	12.7

## CAREER HIGHS

Points	29, at West Virginia, 12/6/23	2023-24	Career
FG	10, at West Virginia, 12/6/23	20+ Point Games	9
FGA	20, Syracuse, 2/25/23	Double-Figure Points	20
3FG	9, at West Virginia, 12/6/23	Double-Figure Rebounds	1
3FGA	17, Syracuse, 2/25/23	Double-Doubles	-
FT	9, CSU Bakersfield, 12/7/19	5 or more Rebounds	12
FTA	12, CSU Bakersfield, 12/7/19	3 or more Assists	-
Rebounds	13, 3x; last at Notre Dame, 3/1/23	2 or more Steals	1
Off. Rebounds	6, at Northwestern, 11/28/22	2 or more Blocks	-
Def. Rebounds	11, at Notre Dame, 3/1/23	3 or more 3FGs	16
Assists	5, at Northwestern, 11/28/22	30+ Minutes	16
Steals	4, Alabama State, 11/20/22	40+ Minutes	-
Blocks	2, 4x; last vs. Miami (FL), 1/28/23		
Minutes	49, Auburn, 1/28/20		



# ISHMAEL LEGGETT | #5



JR-TR • G • 6-3 • 185  
Prince George's County, Md. • St. John's College / Rhode Island

Opponent	Date	GS	MIN	Total		3-Pointers		Free throws		Rebounds				PF	A	TO	BLK	STL	PTS	AVG
				FG-FGA	PCT	3FG-3FGA	PCT	FT-FTA	PCT	OFF	DEF	TOT	AVG							
N.C. A&T	11/06/2023	*	24:54	4-7	.571	1-2	.500	2-2	1.000	2	3	5	5.0	2	2	2	0	0	11	11.0
Binghamton	11/10/2023	*	27:12	6-14	.429	1-1	1.000	5-6	.833	4	7	11	8.0	1	5	3	0	4	18	14.5
FGCU	11/13/2023	*	36:17	6-12	.500	0-3	.000	5-7	.714	0	7	7	7.7	0	5	0	0	2	17	15.3
Jacksonville	11/17/2023	*	22:57	4-11	.364	2-4	.500	4-4	1.000	3	6	9	8.0	1	4	1	0	1	14	15.0
vs Florida	11/22/2023	*	35:12	7-20	.350	3-8	.375	2-2	1.000	3	6	9	8.2	4	1	4	0	2	19	15.8
vs Oregon St.	11/24/2023	*	31:55	6-12	.500	1-4	.250	2-2	1.000	3	4	7	8.0	1	3	1	1	1	15	15.7
Missouri	11/28/2023	*	32:10	1-8	.125	0-5	.000	8-8	1.000	1	6	7	7.9	2	3	6	0	2	10	14.9
Clemson	12/03/2023	*	33:54	6-11	.545	1-3	.333	4-4	1.000	0	2	2	7.1	4	0	0	1	0	17	15.1
at West Virginia	12/06/2023	*	20:44	3-7	.429	0-2	.000	4-4	1.000	0	2	2	6.6	2	0	0	0	0	10	14.6
Canisius	12/09/2023	*	36:01	5-9	.556	3-5	.600	0-1	.000	1	4	5	6.4	0	5	1	0	1	13	14.4
South Carolina St.	12/16/2023	*	26:34	5-10	.500	0-2	.000	4-5	.800	1	5	6	6.4	2	5	2	2	3	14	14.4
Purdue Fort Wayne	12/20/2023	*	30:08	3-11	.273	1-3	.333	2-2	1.000	2	4	6	6.3	1	3	3	0	2	9	13.9
at Syracuse	12/30/2023	*	29:03	2-10	.200	0-2	.000	1-2	.500	1	2	3	6.1	1	0	0	0	0	5	13.2
North Carolina	01/02/2024	*	32:21	2-6	.333	0-0	.000	0-0	.000	3	5	8	6.2	1	1	0	0	0	4	12.6
Duke	01/09/2024		14:15	1-5	.200	0-1	.000	0-0	.000	0	0	0	5.8	1	1	0	0	0	2	11.9
Syracuse	01/16/2024		16:47	3-6	.500	2-2	1.000	0-0	.000	3	1	4	5.7	2	1	2	1	0	8	11.6
at Duke	01/20/2024		27:08	5-10	.500	0-1	.000	1-3	.333	1	3	4	5.6	1	2	3	0	3	11	11.6
at Georgia Tech	01/23/2024		28:18	4-11	.364	1-2	.500	5-6	.833	0	4	4	5.5	1	1	1	1	0	14	11.7
at Miami (FL)	01/27/2024		31:14	5-12	.417	3-6	.500	1-2	.500	0	4	4	5.4	2	3	1	0	2	14	11.8
Wake Forest	01/31/2024		31:14	9-16	.563	4-6	.667	0-1	.000	3	2	5	5.4	1	2	0	0	3	22	12.4
Notre Dame	02/03/2024		32:24	4-8	.500	0-2	.000	4-5	.800	2	3	5	5.4	1	2	2	0	1	12	12.3
at NC State	02/07/2024		30:29	3-8	.375	0-3	.000	2-2	1.000	2	4	6	5.4	1	1	2	0	1	8	12.1
Totals		14	631:11	94-224	.420	23-67	.343	56-68	.824	35	84	119	5.4	32	50	34	6	28	267	12.1

				Field Goals		3-Point		F-Throws		Rebounds										Scoring	
SEASON	TEAM	GP-GS	MIN/AVG	FG-FGA	FG%	3FG-3FGA	3FG%	FT-FTA	FT%	OFF	DEF	TOT	AVG	PF-FO	A	TO	BLK	STL	PTS	AVG	
2020-21	URI	25-8	489/19.6	51-110	.464	16-38	.421	48-64	.750	28	38	66	2.6	44-0	22	34	2	13	166	6.6	
2021-22	URI	31-31	808/26.1	85-229	.371	24-76	.316	63-92	.685	39	57	96	3.1	74-2	50	51	6	34	257	8.3	
2022-23	URI	31-31	1070/34.5	157-400	.393	48-150	.320	147-174	.845	50	131	181	5.8	78-1	73	72	8	42	509	16.4	
2023-24	UP	22-14	631/28.7	94-224	.420	23-67	.343	56-68	.824	35	84	119	5.4	32-0	50	34	6	28	267	12.1	
TOTAL FOR UP		22-14	631/28.7	94-224	.420	23-67	.343	56-68	.824	35	84	119	5.4	32-0	50	34	6	28	267	12.1	
TOTAL		109-84	2999/27.5	387-963	.402	111-331	.335	314-398	.789	152	310	462	4.2	228-3	195	191	22	117	1199	11.0	

## CAREER HIGHS

Points	34, vs. Tulane, 11/22/22	2023-24	Career
FG	13, vs. Tulane, 11/22/22	20+ Point Games	1
FGA	23, George Washington, 2/22/23	30+ Point Games	-
3FG	7, vs. Tulane, 11/22/22	Double-Figure Points	16
3FGA	10, vs. Tulane, 11/22/22	Double-Doubles	1
FT	14, Texas State, 11/12/22	3 or more 3PT Field Goals	4
FTA	15, Texas State, 11/12/22	5 or more Rebounds	13
Rebounds	14, St. Bonaventure, 1/11/23	4 or more Assists	5
Off. Rebounds	4, 6x; last vs. Binghamton, 2/18/23	3 or more Steals	3
Def. Rebounds	10, St. Bonaventure, 11/10/23	20+ Minutes	19
Assists	5, 3x; last vs. FGCU, 11/13/23	30+ Minutes	11
Steals	4, 3x; last vs. Binghamton, 11/10/23	40+ Minutes	-
Blocks	2, 2x; last vs. South Carolina State, 12/16/22		
Minutes	43, George Washington, 2/22/23		



# CARLTON CARRINGTON | #7

FR-HS • G • 6-5 • 190  
Baltimore, Md. • St. Frances Academy



Opponent	Date	GS	MIN	Total		3-Pointers		Free throws		Rebounds				PF	A	TO	BLK	STL	PTS	AVG
				FG-FGA	PCT	3FG-3FGA	PCT	FT-FTA	PCT	OFF	DEF	TOT	AVG							
N.C. A&T	11/06/2023	*	29:07	7-12	.583	4-7	.571	0-0	.000	0	12	12	12.0	1	10	2	0	0	18	18.0
Binghamton	11/10/2023	*	27:17	6-11	.545	3-6	.500	3-5	.600	1	2	3	7.5	2	4	1	0	1	18	18.0
FGCU	11/13/2023	*	36:59	5-9	.556	2-6	.333	7-7	1.000	0	4	4	6.3	2	7	1	0	0	19	18.3
Jacksonville	11/17/2023	*	28:11	5-10	.500	5-8	.625	2-3	.667	0	3	3	5.5	0	4	1	0	0	17	18.0
vs Florida	11/22/2023	*	35:28	6-15	.400	2-7	.286	0-1	.000	2	2	4	5.2	2	7	3	0	0	14	17.2
vs Oregon St.	11/24/2023	*	26:23	1-5	.200	0-3	.000	3-3	1.000	0	6	6	5.3	4	5	2	0	0	5	15.2
Missouri	11/28/2023	*	36:14	4-14	.286	1-7	.143	4-4	1.000	1	6	7	5.6	3	4	3	0	0	13	14.9
Clemson	12/03/2023	*	37:08	5-16	.313	1-5	.200	2-4	.500	0	4	4	5.4	2	6	3	0	2	13	14.6
at West Virginia	12/06/2023	*	38:52	6-13	.462	3-8	.375	1-1	1.000	1	3	4	5.2	1	9	1	0	1	16	14.8
Canisius	12/09/2023	*	31:57	7-16	.438	2-9	.222	0-0	.000	0	4	4	5.1	2	5	2	1	1	16	14.9
South Carolina St.	12/16/2023	*	26:03	2-7	.286	1-5	.200	0-0	.000	0	7	7	5.3	2	2	1	0	1	5	14.0
Purdue Fort Wayne	12/20/2023	*	29:09	6-14	.429	0-7	.000	0-0	.000	1	3	4	5.2	4	0	2	1	1	12	13.8
at Syracuse	12/30/2023	*	34:06	6-12	.500	2-4	.500	3-5	.600	2	5	7	5.3	1	5	5	0	1	17	14.1
North Carolina	01/02/2024	*	36:23	6-17	.353	2-8	.250	6-7	.857	0	4	4	5.2	2	2	2	1	0	20	14.5
at Louisville	01/06/2024	*	39:59	6-10	.600	2-5	.400	2-2	1.000	0	6	6	5.3	2	5	1	1	1	16	14.6
Duke	01/09/2024	*	34:48	4-16	.250	2-9	.222	0-0	.000	0	4	4	5.2	2	2	2	0	0	10	14.3
Syracuse	01/16/2024	*	35:20	0-10	.000	0-7	.000	0-0	.000	2	5	7	5.3	2	2	1	1	0	0	13.5
at Duke	01/20/2024	*	25:47	3-9	.333	1-2	.500	2-2	1.000	0	2	2	5.1	5	2	2	0	0	9	13.2
at Georgia Tech	01/23/2024	*	38:24	6-10	.600	2-5	.400	5-6	.833	1	5	6	5.2	0	3	2	1	0	19	13.5
at Miami (FL)	01/27/2024	*	34:59	2-11	.182	0-5	.000	0-0	.000	1	7	8	5.3	2	4	0	0	2	4	13.1
Wake Forest	01/31/2024	*	40:00	7-15	.467	2-7	.286	8-9	.889	1	4	5	5.3	3	4	2	0	1	24	13.6
Notre Dame	02/03/2024	*	20:11	5-10	.500	3-6	.500	3-4	.750	0	1	1	5.1	5	1	1	0	0	16	13.7
at NC State	02/07/2024	*	36:31	3-10	.300	0-4	.000	6-6	1.000	1	6	7	5.2	3	3	3	1	0	12	13.6
Totals			23 759:16	108-272	.397	40-140	.286	57-69	.826	14	105	119	5.2	52	96	43	7	12	313	13.6

				Field Goals		3-Point		F-Throws		Rebounds				Scoring						
SEASON	TEAM	GP-GS	MIN/AVG	FG-FGA	FG%	3FG-3FGA	3FG%	FT-FTA	FT%	OFF	DEF	TOT	AVG	PF-FO	A	TO	BLK	STL	PTS	AVG
2023-24	UP	23-23	759/33.0	108-272	.397	40-140	.286	57-69	.826	14	105	119	5.2	52-2	96	43	7	12	313	13.6
TOTAL		23-23	759/33.0	108-272	.397	40-140	.286	57-69	.826	14	105	119	5.2	52-2	96	43	7	12	313	13.6

CAREER HIGHS						2023-24	Career
Points	24, Wake Forest, 1/31/24					12	12
FG	7, 3x; last vs. Wake Forest, 1/31/24			15+ Point Games		2	2
FGA	17, North Carolina, 1/2/24			20+ Point Games		2	2
3FG	5, Jacksonville, 11/17/23			Double-Figure Points		18	18
3FGA	9, 2x; last vs. Duke, 1/9/24			Double-Figure Rebounds		1	1
FT	8, Wake Forest, 1/31/24			Double-Figure Assists		1	1
FTA	9, Wake Forest, 1/31/24			Double-Doubles		1	1
Rebounds	12, NC A&T, 11/6/23			Triple-Doubles		1	1
Off. Rebounds	2, 2x; last at Syracuse, 12/30/23			4 or more Rebounds		19	19
Def. Rebounds	12, NC A&T, 11/6/23			4 or more Assists		14	14
Assists	10, NC A&T, 11/6/23			3 or more 3FGs		5	5
Steals	2, 2x; last at Miami, 1/27/24			20+ Minutes		23	23
Blocks	1, 7x; last at NC State, 2/7/24			30+ Minutes		16	16
Minutes	40, Wake Forest, 1/31/24			40+ Minutes		1	1



# JALAND LOWE | #15

FR-HS • G • 6-3 • 170  
Missouri City, Texas • Fort Bend Marshall



Opponent	Date	GS	MIN	Total		3-Pointers		Free throws		Rebounds				PF	A	TO	BLK	STL	PTS	AVG
				FG-FGA	PCT	3FG-3FGA	PCT	FT-FTA	PCT	OFF	DEF	TOT	AVG							
N.C. A&T	11/06/2023		20:14	2-6	.333	0-2	.000	0-0	.000	0	1	1	1.0	1	3	3	0	1	4	4.0
Binghamton	11/10/2023		15:29	1-8	.125	0-4	.000	0-0	.000	0	3	3	2.0	0	2	2	0	0	2	3.0
FGCU	11/13/2023		14:57	5-9	.556	2-4	.500	0-0	.000	0	1	1	1.7	2	2	0	0	0	12	6.0
Jacksonville	11/17/2023		15:47	1-5	.200	1-2	.500	2-2	1.000	0	0	0	1.3	2	6	0	0	0	5	5.8
vs Florida	11/22/2023		09:20	1-3	.333	0-1	.000	0-0	.000	0	2	2	1.4	0	0	1	0	0	2	5.0
vs Oregon St.	11/24/2023		18:16	1-5	.200	0-1	.000	0-0	.000	1	2	3	1.7	1	2	3	0	1	2	4.5
Missouri	11/28/2023		11:36	1-1	1.000	0-0	.000	2-2	1.000	0	0	0	1.4	1	0	2	0	0	4	4.4
Clemson	12/03/2023		08:31	0-3	.000	0-1	.000	0-0	.000	0	0	0	1.3	0	0	0	0	0	0	3.9
at West Virginia	12/06/2023		09:08	3-4	.750	0-0	.000	0-0	.000	0	0	0	1.1	0	1	0	0	0	6	4.1
Canisius	12/09/2023		13:42	2-5	.400	0-1	.000	0-0	.000	0	2	2	1.2	0	1	1	0	2	4	4.1
South Carolina St.	12/16/2023		20:21	2-6	.333	2-5	.400	0-0	.000	0	3	3	1.4	1	6	0	0	1	6	4.3
Purdue Fort Wayne	12/20/2023		20:43	1-9	.111	0-1	.000	0-0	.000	1	4	5	1.7	1	3	1	0	0	2	4.1
at Syracuse	12/30/2023		16:51	3-8	.375	1-3	.333	2-4	.500	0	0	0	1.5	1	4	0	0	0	9	4.5
North Carolina	01/02/2024		24:27	4-8	.500	0-1	.000	2-2	1.000	0	3	3	1.6	4	2	2	0	1	10	4.9
at Louisville	01/06/2024	*	27:20	3-6	.500	2-3	.667	1-2	.500	2	4	6	1.9	4	3	1	0	1	9	5.1
Duke	01/09/2024	*	30:57	3-10	.300	1-2	.500	2-2	1.000	0	2	2	1.9	0	2	4	0	1	9	5.4
Syracuse	01/16/2024	*	32:04	8-15	.533	1-2	.500	3-4	.750	1	2	3	2.0	0	3	1	0	1	20	6.2
at Duke	01/20/2024	*	29:07	6-16	.375	2-5	.400	3-4	.750	0	0	0	1.9	1	6	0	0	2	17	6.8
at Georgia Tech	01/23/2024	*	35:14	4-9	.444	2-5	.400	2-3	.667	0	3	3	1.9	2	3	2	1	2	12	7.1
at Miami (FL)	01/27/2024	*	35:11	6-13	.462	2-7	.286	3-4	.750	1	6	7	2.2	2	4	1	0	1	17	7.6
Wake Forest	01/31/2024	*	36:15	1-8	.125	0-1	.000	4-4	1.000	1	3	4	2.3	1	1	3	0	2	6	7.5
Notre Dame	02/03/2024	*	37:01	4-10	.400	1-3	.333	2-2	1.000	0	4	4	2.4	3	5	4	0	0	11	7.7
at NC State	02/07/2024	*	36:04	7-12	.583	1-2	.500	5-5	1.000	0	2	2	2.3	2	2	4	0	1	20	8.2
Totals		9	518:35	69-179	.385	18-56	.321	33-40	.825	7	47	54	2.3	29	61	35	1	17	189	8.2

				Field Goals		3-Point		F-Throws		Rebounds				Scoring						
SEASON	TEAM	GP-GS	MIN/AVG	FG-FGA	FG%	3FG-3FGA	3FG%	FT-FTA	FT%	OFF	DEF	TOT	AVG	PF-FO	A	TO	BLK	STL	PTS	AVG
2023-24	UP	23-9	519/22.5	69-179	.385	18-56	.321	33-40	.825	7	47	54	2.3	29-0	61	35	1	17	189	8.2
TOTAL		23-9	519/22.5	69-179	.385	18-56	.321	33-40	.825	7	47	54	2.3	29-0	61	35	1	17	189	8.2

## CAREER HIGHS

Points	20, 2x; last at NC State, 2/7/24	2023-24	Career
FG	8, Syracuse, 1/16/24	2	2
FGA	15, Syracuse, 1/16/24	8	8
3FG	2, 6x; last at Miami, 1/27/24	-	-
3FGA	7, at Miami, 1/27/24	10	10
FT	5, at NC State, 2/7/24	4	4
FTA	5, at NC State, 2/7/24	10	10
Rebounds	7, Miami, 1/27/24	20	20
Off. Rebounds	2, at Louisville, 1/6/23	13	13
Def. Rebounds	6, at Miami, 1/27/24	7	7
Assists	6, 3x; last at Duke, 1/20/24		
Steals	2, 4x; last vs. Wake Forest, 1/31/24		
Blocks	1, at Georgia Tech, 1/23/24		
Minutes	37, Notre Dame, 2/3/24		



WILLIAM JEFFRESS | #24

R-JR-2L • F • 6-7 • 210  
Erie, Pa. • McDowell



Opponent	Date	GS	MIN	Total		3-Pointers		Free throws		Rebounds										
				FG-FGA	PCT	3FG-3FGA	PCT	FT-FTA	PCT	OFF	DEF	TOT	AVG	PF	A	TO	BLK	STL	PTS	AVG
N.C. A&T	11/06/2023		17:06	2-4	.500	0-2	.000	3-4	.750	2	2	4	4.0	0	0	1	1	3	7	7.0
Binghamton	11/10/2023		13:49	1-2	.500	0-1	.000	0-0	.000	2	2	4	4.0	1	0	2	0	1	2	4.5
FGCU	11/13/2023		21:16	1-1	1.000	0-0	.000	0-0	.000	2	3	5	4.3	0	1	0	1	2	2	3.7
Jacksonville	11/17/2023		17:01	1-2	.500	0-0	.000	3-4	.750	0	1	1	3.5	4	1	1	0	2	5	4.0
vs Florida	11/22/2023		13:14	1-3	.333	1-2	.500	0-0	.000	0	3	3	3.4	1	0	0	0	0	3	3.8
vs Oregon St.	11/24/2023		08:00	0-1	.000	0-0	.000	1-2	.500	0	2	2	3.2	0	0	0	0	0	1	3.3
Missouri	11/28/2023		03:18	0-1	.000	0-0	.000	0-0	.000	0	0	0	2.7	0	0	0	0	0	0	2.9
Clemson	12/03/2023		11:56	0-2	.000	0-2	.000	0-0	.000	1	0	1	2.5	2	2	0	1	1	0	2.5
at West Virginia	12/06/2023		25:51	0-2	.000	0-1	.000	1-2	.500	3	6	9	3.2	3	0	0	1	1	1	2.3
Canisius	12/09/2023		21:39	2-6	.333	2-2	1.000	0-0	.000	2	1	3	3.2	0	0	0	0	1	6	2.7
South Carolina St.	12/16/2023	*	20:29	1-3	.333	0-1	.000	1-2	.500	0	0	0	2.9	1	1	0	1	1	3	2.7
Purdue Fort Wayne	12/20/2023	*	15:36	1-5	.200	0-1	.000	0-0	.000	3	0	3	2.9	0	0	2	0	0	2	2.7
at Syracuse	12/30/2023		20:56	1-1	1.000	0-0	.000	0-0	.000	4	6	10	3.5	4	1	0	0	0	2	2.6
North Carolina	01/02/2024		03:50	0-2	.000	0-0	.000	0-0	.000	1	0	1	3.3	1	0	0	0	0	0	2.4
at Louisville	01/06/2024		06:39	0-2	.000	0-1	.000	0-0	.000	0	0	0	3.1	3	0	1	0	0	0	2.3
Duke	01/09/2024		10:52	1-1	1.000	1-1	1.000	0-0	.000	1	0	1	2.9	3	0	0	0	1	3	2.3
Syracuse	01/16/2024		20:19	3-3	1.000	0-0	.000	0-0	.000	1	2	3	2.9	1	1	0	1	1	6	2.5
at Duke	01/20/2024		04:08	0-0	.000	0-0	.000	0-0	.000	0	1	1	2.8	0	0	0	0	0	0	2.4
at Georgia Tech	01/23/2024		02:08	0-0	.000	0-0	.000	0-0	.000	0	0	0	2.7	0	0	0	0	0	0	2.3
at Miami (FL)	01/27/2024		01:03	0-0	.000	0-0	.000	0-0	.000	0	1	1	2.6	0	0	0	0	0	0	2.2
Wake Forest	01/31/2024		11:53	1-1	1.000	0-0	.000	0-0	.000	0	2	2	2.6	1	0	1	0	1	2	2.1
Notre Dame	02/03/2024		11:43	1-2	.500	0-1	.000	0-0	.000	1	0	1	2.5	2	0	0	0	0	2	2.1
at NC State	02/07/2024		03:22	0-1	.000	0-0	.000	0-0	.000	0	0	0	2.4	1	0	0	0	0	0	2.0
Totals		2	286:07	17-45	.378	4-15	.267	9-14	.643	23	32	55	2.4	28	7	8	6	15	47	2.0

				Field Goals		3-Point		F-Throws		Rebounds									Scoring	
SEASON	TEAM	GP-GS	MIN/AVG	FG-FGA	FG%	3FG-3FGA	3FG%	FT-FTA	FT%	OFF	DEF	TOT	AVG	PF-FO	A	TO	BLK	STL	PTS	AVG
2020-21	UP	16-4	273/17.1	13-57	.228	3-20	.150	10-16	.625	14	21	35	2.2	22-0	11	7	4	6	39	2.4
2021-22	UP	31-16	651/21.0	31-104	.298	11-53	.208	31-47	.660	30	72	102	3.3	42-0	20	31	12	21	104	3.4
2023-24	UP	23-2	286/12.4	17-45	.378	4-15	.267	9-14	.643	23	32	55	2.4	28-0	7	8	6	15	47	2.0
TOTAL		70-22	1210/17.3	61-206	.296	18-88	.205	50-77	.649	67	125	192	2.7	92-0	38	46	22	42	190	2.7

CAREER HIGHS

Points	9, 2x; last vs. Colgate, 12/9/21	2023-24	Career	
FG	3, 8x; last vs. Syracuse, 1/16/24	5 or more Rebounds	3	16
FGA	11, at Northwestern, 12/9/20	2 or more Steals	3	8
3FG	3, UMBC, 11/27/21	20+ Minutes	5	26
3FGA	6, 2x; last vs. Notre Dame, 12/28/21	30+ Minutes	-	10
FT	4, 3x; last vs. Vanderbilt, 11/24/21			
FTA	6, at West Virginia, 11/12/21			
Rebounds	10, at Syracuse, 12/30/23			
Off. Rebounds	4, 3x; last at Syracuse, 12/30/23			
Def. Rebounds	7, vs. UMBC, 11/27/21			
Assists	4, vs. Towson, 3/2/21			
Steals	3, NC A&T, 11/6/23			
Blocks	2, 3x; last vs. Jacksonville, 12/21/21			
Minutes	39, vs. Towson, 3/2/21			



# GUILLERMO DIAZ GRAHAM | #25

SO-1L • F • 7-0 • 220  
Canary Islands, Spain • IMG Academy Academics [Fla.]



Opponent	Date	GS	MIN	Total		3-Pointers		Free throws		Rebounds				PF	A	TO	BLK	STL	PTS	AVG
				FG-FGA	PCT	3FG-3FGA	PCT	FT-FTA	PCT	OFF	DEF	TOT	AVG							
N.C. A&T	11/06/2023		13:53	2-4	.500	1-3	.333	0-0	.000	2	3	5	5.0	4	1	2	2	1	5	5.0
Binghamton	11/10/2023		17:10	4-5	.800	2-3	.667	2-3	.667	2	2	4	4.5	2	0	2	1	2	12	8.5
FGCU	11/13/2023		16:10	1-5	.200	0-2	.000	0-2	.000	1	3	4	4.3	2	0	1	0	0	2	6.3
Jacksonville	11/17/2023		23:48	8-10	.800	1-1	1.000	6-9	.667	5	5	10	5.8	3	4	2	1	2	23	10.5
vs Florida	11/22/2023		16:34	1-5	.200	1-3	.333	0-0	.000	3	3	6	5.8	3	3	2	1	1	3	9.0
vs Oregon St.	11/24/2023		14:13	0-4	.000	0-3	.000	2-2	1.000	0	3	3	5.3	4	0	2	0	1	2	7.8
Missouri	11/28/2023		16:27	2-2	1.000	0-0	.000	1-1	1.000	1	1	2	4.9	3	0	0	0	0	5	7.4
Clemson	12/03/2023		10:56	0-2	.000	0-2	.000	0-0	.000	1	2	3	4.6	2	1	0	0	0	0	6.5
at West Virginia	12/06/2023		25:02	6-7	.857	3-4	.750	0-0	.000	0	0	0	4.1	3	0	0	1	0	15	7.4
Canisius	12/09/2023		20:50	3-4	.750	1-1	1.000	0-2	.000	1	1	2	3.9	2	1	1	0	0	7	7.4
South Carolina St.	12/16/2023	*	22:56	3-5	.600	0-1	.000	1-2	.500	2	6	8	4.3	1	4	1	3	1	7	7.4
Purdue Fort Wayne	12/20/2023	*	30:22	5-8	.625	0-1	.000	3-6	.500	1	7	8	4.6	2	3	1	3	2	13	7.8
at Syracuse	12/30/2023	*	18:59	5-9	.556	3-4	.750	1-4	.250	2	3	5	4.6	3	0	3	2	2	14	8.3
North Carolina	01/02/2024	*	24:44	4-11	.364	1-6	.167	1-2	.500	2	2	4	4.6	2	0	1	4	2	10	8.4
at Louisville	01/06/2024	*	26:29	2-6	.333	0-3	.000	1-2	.500	4	2	6	4.7	2	2	1	0	1	5	8.2
Duke	01/09/2024	*	25:07	1-6	.167	1-2	.500	4-4	1.000	3	5	8	4.9	1	1	2	0	5	7	8.1
Syracuse	01/16/2024	*	18:41	1-3	.333	0-1	.000	0-0	.000	3	2	5	4.9	4	2	2	1	0	2	7.8
at Duke	01/20/2024		12:37	2-3	.667	0-1	.000	0-0	.000	2	2	4	4.8	2	0	0	1	0	4	7.6
at Georgia Tech	01/23/2024		16:54	4-5	.800	2-2	1.000	2-2	1.000	1	1	2	4.7	5	0	1	0	1	12	7.8
at Miami (FL)	01/27/2024		08:26	1-4	.250	1-3	.333	0-0	.000	1	1	2	4.6	1	1	0	1	0	3	7.6
Wake Forest	01/31/2024		02:20	0-0	.000	0-0	.000	0-0	.000	0	0	0	4.3	1	0	1	0	0	0	7.2
Notre Dame	02/03/2024		13:15	2-7	.286	1-3	.333	0-0	.000	1	2	3	4.3	2	0	1	1	0	5	7.1
at NC State	02/07/2024		12:07	1-3	.333	0-1	.000	2-2	1.000	0	0	0	4.1	4	0	0	1	0	4	7.0
Totals		7	408:01	58-118	.492	18-50	.360	26-43	.605	38	56	94	4.1	58	23	26	23	21	160	7.0

				Field Goals		3-Point		F-Throws		Rebounds				Scoring						
SEASON	TEAM	GP-GS	MIN/AVG	FG-FGA	FG%	3FG-3FGA	3FG%	FT-FTA	FT%	OFF	DEF	TOT	AVG	PF-FO	A	TO	BLK	STL	PTS	AVG
2022-23	UP	33-3	396/12.0	38-85	.447	7-27	.259	34-50	.680	45	62	107	3.2	60-2	23	21	26	18	117	3.5
2023-24	UP	23-7	408/17.7	58-118	.492	18-50	.360	26-43	.605	38	56	94	4.1	58-1	23	26	23	21	160	7.0
TOTAL		56-10	804/14.4	96-203	.473	25-77	.325	60-93	.645	83	118	201	3.6	118-3	46	47	49	39	277	4.9

## CAREER HIGHS

Points	23, Jacksonville, 11/17/23	2023-24	Career	
FG	8, Jacksonville, 11/17/23	Double-Figure Points	7	10
FGA	10, Jacksonville, 11/17/23	Double-Figure Rebounds	1	1
3FG	3, 2x; last at Syracuse, 12/30/23	Double-Doubles	1	1
3FGA	6, North Carolina, 1/2/24	5 or more Rebounds	9	21
FT	6, 2x; last vs. Jacksonville, 11/17/23	2 or more Blocks	5	14
FTA	9, Jacksonville, 11/17/23	2 or more Steals	6	10
Rebounds	10, Jacksonville, 11/17/23	2 or more Assists	5	11
Off. Rebounds	5, 2x; last vs. Jacksonville, 11/17/23	10+ Minutes	21	37
Def. Rebounds	7, 2x; last vs. Purdue Fort Wayne, 12/20/23	20+ Minutes	8	13
Assists	4, 2x; last vs. South Carolina State, 12/16/23	30+ Minutes	1	3
Steals	5, Duke, 1/9/24	Dunks	13	21
Blocks	5, vs. Louisville, 2/7/23			
Minutes	37, vs. Mississippi State, 3/14/23			



# JORGE DIAZ GRAHAM | #31

SO-1L • F • 6-11 • 210  
Canary Islands, Spain • IMG Academy Academics [Fla.]



Opponent	Date	GS	MIN	Total		3-Pointers		Free throws		Rebounds				PF	A	TO	BLK	STL	PTS	AVG
				FG-FGA	PCT	3FG-3FGA	PCT	FT-FTA	PCT	OFF	DEF	TOT	AVG							
N.C. A&T	11/06/2023		15:35	5-5	1.000	3-3	1.000	1-1	1.000	0	5	5	5.0	0	0	0	1	0	14	14.0
Binghamton	11/10/2023		12:50	0-1	.000	0-1	.000	2-2	1.000	2	1	3	4.0	4	1	0	0	0	2	8.0
FGCU	11/13/2023		01:43	0-0	.000	0-0	.000	0-0	.000	0	0	0	2.7	2	0	0	0	0	0	5.3
Jacksonville	11/17/2023		21:42	3-5	.600	1-3	.333	1-2	.500	2	4	6	3.5	2	0	0	1	0	8	6.0
vs Florida	11/22/2023		07:14	0-1	.000	0-1	.000	3-4	.750	1	1	2	3.2	1	2	1	0	0	3	5.4
vs Oregon St.	11/24/2023		12:02	2-3	.667	1-2	.500	0-0	.000	3	1	4	3.3	0	0	1	0	0	5	5.3
Missouri	11/28/2023		05:52	0-3	.000	0-2	.000	2-2	1.000	1	1	2	3.1	2	0	0	1	1	2	4.9
at West Virginia	12/06/2023		14:50	1-6	.167	1-5	.200	0-0	.000	0	6	6	3.5	1	2	1	1	1	3	4.6
Canisius	12/09/2023		14:17	2-3	.667	1-2	.500	0-0	.000	0	0	0	3.1	0	2	0	0	3	5	4.7
South Carolina St.	12/16/2023		15:10	1-4	.250	1-2	.500	1-2	.500	2	2	4	3.2	1	3	4	0	1	4	4.6
Purdue Fort Wayne	12/20/2023		10:51	1-2	.500	0-1	.000	0-0	.000	1	2	3	3.2	0	0	0	0	0	2	4.4
at Syracuse	12/30/2023		02:02	0-2	.000	0-2	.000	0-0	.000	0	0	0	2.9	0	0	0	0	0	0	4.0
North Carolina	01/02/2024		11:41	0-4	.000	0-2	.000	0-1	.000	4	1	5	3.1	1	1	1	0	0	0	3.7
at Louisville	01/06/2024		14:09	1-4	.250	1-4	.250	5-5	1.000	0	0	0	2.9	0	1	2	0	0	8	4.0
Duke	01/09/2024		06:14	0-0	.000	0-0	.000	0-0	.000	0	0	0	2.7	0	0	0	1	1	0	3.7
Syracuse	01/16/2024		02:17	0-1	.000	0-1	.000	0-0	.000	0	0	0	2.5	0	0	1	0	0	0	3.5
Totals		0	168:29	16-44	.364	9-31	.290	15-19	.789	16	24	40	2.5	14	12	11	5	7	56	3.5

				Field Goals		3-Point		F-Throws		Rebounds									Scoring	
SEASON	TEAM	GP-GS	MIN/AVG	FG-FGA	FG%	3FG-3FGA	3FG%	FT-FTA	FT%	OFF	DEF	TOT	AVG	PF-FO	A	TO	BLK	STL	PTS	AVG
2022-23	UP	31-1	282/9.1	23-70	.329	12-34	.353	33-44	.750	18	50	68	2.2	31-0	13	10	15	15	91	2.9
2023-24	UP	16-0	168/10.5	16-44	.364	9-31	.290	15-19	.789	16	24	40	2.5	14-0	12	11	5	7	56	3.5
TOTAL		47-1	450/9.6	39-114	.342	21-65	.323	48-63	.762	34	74	108	2.3	45-0	25	21	20	22	147	3.1

CAREER HIGHS			
Points	14, NC A&T, 11/6/23	2023-24	Career
FG	5, NC A&T, 11/6/23	Double-Figure Points	1
FGA	7, vs. VCU, 11/17/22	Double-Figure Rebounds	-
3FG	3, NC A&T, 11/6/23	5 or more Rebounds	4
3FGA	4, vs. VCU, 11/17/22	2 or more Blocks	-
FT	6, vs. Louisville, 2/7/23	2 or more Steals	-
FTA	7, 2x; last at Syracuse, 12/20/22	2 or more 3FGs	1
Rebounds	8, Alabama State, 11/20/22	10+ Minutes	7
Off. Rebounds	4, North Carolina, 1/2/24	20+ Minutes	1
Def. Rebounds	6, 2x; last at West Virginia, 12/6/23	Dunks	2
Assists	3, 2x; last vs. South Carolina State, 12/16/23		
Steals	4, vs. Michigan, 11/16/22		
Blocks	4, vs. Louisville, 2/7/23		
Minutes	24, 2x; last vs. Sacred Heart, 12/10/22		



# FEDERIKO FEDERIKO | #33

JR-1L • C • 6-11 • 225  
Helsinki, Finland • First Love Acad. [Pa.] / Northern Oklahoma



Opponent	Date	GS	MIN	Total		3-Pointers		Free throws		Rebounds				PF	A	TO	BLK	STL	PTS	AVG
				FG-FGA	PCT	3FG-3FGA	PCT	FT-FTA	PCT	OFF	DEF	TOT	AVG							
N.C. A&T	11/06/2023	*	26:07	6-9	.667	0-0	.000	1-4	.250	4	6	10	10.0	0	1	0	4	0	13	13.0
Binghamton	11/10/2023	*	21:35	1-3	.333	0-0	.000	1-2	.500	4	5	9	9.5	3	1	1	3	1	3	8.0
FGCU	11/13/2023	*	23:50	4-6	.667	0-0	.000	1-6	.167	6	1	7	8.7	4	0	1	3	0	9	8.3
Jacksonville	11/17/2023	*	13:51	2-3	.667	0-0	.000	0-0	.000	1	4	5	7.8	4	1	0	2	1	4	7.3
vs Florida	11/22/2023	*	23:26	0-0	.000	0-0	.000	1-2	.500	1	3	4	7.0	4	2	1	3	0	1	6.0
vs Oregon St.	11/24/2023	*	25:47	3-3	1.000	0-0	.000	4-4	1.000	4	1	5	6.7	4	2	0	2	0	10	6.7
Missouri	11/28/2023	*	23:33	0-2	.000	0-0	.000	3-6	.500	5	1	6	6.6	1	0	0	0	0	3	6.1
Clemson	12/03/2023	*	29:04	3-4	.750	0-0	.000	0-4	.000	2	1	3	6.1	3	2	1	0	1	6	6.1
at West Virginia	12/06/2023	*	14:05	0-1	.000	0-0	.000	0-0	.000	1	0	1	5.6	4	0	3	1	0	0	5.4
Canisius	12/09/2023	*	19:10	2-2	1.000	0-0	.000	1-2	.500	1	0	1	5.1	1	1	2	0	0	5	5.4
South Carolina St.	12/16/2023		17:04	3-5	.600	0-0	.000	2-4	.500	4	1	5	5.1	1	0	0	0	2	8	5.6
Purdue Fort Wayne	12/20/2023		09:38	1-1	1.000	0-0	.000	3-4	.750	1	0	1	4.8	2	0	1	0	0	5	5.6
at Syracuse	12/30/2023		21:01	3-4	.750	0-0	.000	0-2	.000	2	3	5	4.8	3	1	2	1	0	6	5.6
North Carolina	01/02/2024		15:16	1-2	.500	0-0	.000	0-0	.000	1	2	3	4.6	4	0	0	1	2	2	5.4
at Louisville	01/06/2024		13:31	2-2	1.000	0-0	.000	0-0	.000	1	2	3	4.5	3	1	2	0	1	4	5.3
Duke	01/09/2024		14:53	1-1	1.000	0-0	.000	0-0	.000	3	1	4	4.5	2	3	1	0	2	2	5.1
Syracuse	01/16/2024		13:12	2-4	.500	0-0	.000	1-2	.500	3	4	7	4.6	3	0	1	1	0	5	5.1
at Duke	01/20/2024	*	27:23	4-5	.800	0-0	.000	1-3	.333	1	4	5	4.7	5	2	1	2	0	9	5.3
at Georgia Tech	01/23/2024	*	22:17	1-3	.333	0-0	.000	0-2	.000	5	2	7	4.8	1	1	2	0	1	2	5.1
at Miami (FL)	01/27/2024	*	31:34	1-1	1.000	0-0	.000	1-2	.500	1	3	4	4.8	1	3	1	2	0	3	5.0
Wake Forest	01/31/2024	*	29:27	2-6	.333	0-0	.000	2-3	.667	2	5	7	4.9	2	0	1	3	2	6	5.0
Notre Dame	02/03/2024	*	18:41	1-1	1.000	0-0	.000	0-2	.000	2	7	9	5.0	1	1	0	3	0	2	4.9
at NC State	02/07/2024	*	27:47	2-4	.500	0-0	.000	0-1	.000	2	9	11	5.3	2	0	0	2	0	4	4.9
Totals		16	482:12	45-72	.625	0-0	.000	22-55	.400	57	65	122	5.3	58	22	21	33	13	112	4.9

				Field Goals		3-Point		F-Throws		Rebounds				Scoring						
SEASON	TEAM	GP-GS	MIN/AVG	FG-FGA	FG%	3FG-3FGA	3FG%	FT-FTA	FT%	OFF	DEF	TOT	AVG	PF-FO	A	TO	BLK	STL	PTS	AVG
2022-23	UP	35-27	818/23.4	94-141	.667	0-0	.000	44-68	.647	86	101	187	5.3	92-2	17	30	58	14	232	6.6
2023-24	UP	23-16	482/21.0	45-72	.625	0-0	.000	22-55	.400	57	65	122	5.3	58-1	22	21	33	13	112	4.9
TOTAL		58-43	1300/22.4	139-213	.653	0-0	.000	66-123	.537	143	166	309	5.3	150-3	39	51	91	27	344	5.9

## CAREER HIGHS

Points	22, North Florida, 12/17/22	2023-24	Career
FG	10, North Florida, 12/17/22	-	1
FGA	14, North Florida, 12/17/22	20+ Point Games	2
3FG	-	Double-Figure Points	10
3FGA	-	Double-Figure Rebounds	2
FT	8, Georgia Tech, 2/21/23	Double-Doubles	2
FTA	8, Georgia Tech, 2/21/23	7 or more Rebounds	8
Rebounds	14, Sacred Heart, 12/10/22	3 or more Offensive Rebounds	23
Off. Rebounds	10, Sacred Heart, 12/10/22	3 or more Blocks	21
Def. Rebounds	9, at NC State, 2/7/24	2 or more Steals	18
Assists	3, Sacred Heart, 12/10/22	20+ Minutes	7
Steals	2, 6x; last vs. Wake Forest, 1/31/24	30+ Minutes	32
Blocks	4, 4x; last vs. NC A&T, 11/6/23	Dunks	1
Minutes	34, 2x; last vs. Miami (FL), 1/28/23		21
Dunks	5, UT Martin, 11/7/22		60



# ZACK AUSTIN | #55

R-JR-TR • F • 6-7 • 210  
Winston-Salem, N.C. • Moravian Prep / High Point



Opponent	Date	GS	MIN	Total		3-Pointers		Free throws		Rebounds				PF	A	TO	BLK	STL	PTS	AVG
				FG-FGA	PCT	3FG-3FGA	PCT	FT-FTA	PCT	OFF	DEF	TOT	AVG							
N.C. A&T	11/06/2023	*	21:53	4-9	.444	0-3	.000	0-2	.000	0	4	4	4.0	1	2	0	1	0	8	8.0
Binghamton	11/10/2023	*	28:23	1-4	.250	0-1	.000	0-0	.000	0	6	6	5.0	0	0	0	3	1	2	5.0
FGCU	11/13/2023	*	18:28	2-4	.500	1-3	.333	2-4	.500	1	4	5	5.0	2	0	1	1	1	7	5.7
Jacksonville	11/17/2023	*	21:04	2-8	.250	1-6	.167	0-0	.000	3	4	7	5.5	2	2	0	4	0	5	5.5
vs Florida	11/22/2023	*	23:15	3-6	.500	0-3	.000	4-5	.800	2	7	9	6.2	0	0	1	1	1	10	6.4
vs Oregon St.	11/24/2023	*	26:31	5-9	.556	3-6	.500	6-8	.750	3	5	8	6.5	2	1	0	0	2	19	8.5
Missouri	11/28/2023	*	32:09	1-4	.250	1-3	.333	2-2	1.000	0	4	4	6.1	1	0	0	2	1	5	8.0
Clemson	12/03/2023	*	34:17	2-4	.500	0-0	.000	3-4	.750	1	6	7	6.3	0	0	0	2	2	7	7.9
at West Virginia	12/06/2023	*	16:50	0-3	.000	0-3	.000	0-0	.000	0	2	2	5.8	0	0	0	0	1	0	7.0
Canisius	12/09/2023	*	05:43	0-0	.000	0-0	.000	0-0	.000	0	2	2	5.4	0	1	0	0	0	0	6.3
South Carolina St.	12/16/2023		14:57	4-8	.500	0-1	.000	4-4	1.000	3	2	5	5.4	2	0	2	2	0	12	6.8
Purdue Fort Wayne	12/20/2023		21:21	4-6	.667	1-2	.500	3-3	1.000	2	4	6	5.4	1	2	1	1	1	12	7.3
at Syracuse	12/30/2023	*	19:20	3-4	.750	3-3	1.000	0-0	.000	1	3	4	5.3	1	1	1	0	1	9	7.4
North Carolina	01/02/2024	*	20:10	0-2	.000	0-1	.000	0-0	.000	0	2	2	5.1	1	0	0	2	0	0	6.9
at Louisville	01/06/2024	*	37:39	7-13	.538	4-9	.444	2-2	1.000	1	2	3	4.9	1	3	0	1	4	20	7.7
Duke	01/09/2024	*	33:46	5-11	.455	1-5	.200	0-0	.000	2	0	2	4.8	0	1	1	2	2	11	7.9
Syracuse	01/16/2024	*	27:02	2-6	.333	0-2	.000	1-2	.500	1	1	2	4.6	1	2	0	3	0	5	7.8
at Duke	01/20/2024	*	37:08	2-6	.333	0-4	.000	2-2	1.000	2	3	5	4.6	2	1	0	3	0	6	7.7
at Georgia Tech	01/23/2024	*	24:49	2-4	.500	0-1	.000	0-0	.000	1	2	3	4.5	1	4	1	0	2	4	7.5
at Miami (FL)	01/27/2024	*	18:36	1-4	.250	1-3	.333	3-4	.750	1	0	1	4.4	1	0	0	1	1	6	7.4
Wake Forest	01/31/2024	*	12:31	0-1	.000	0-1	.000	0-0	.000	0	1	1	4.2	3	0	1	1	2	0	7.0
Notre Dame	02/03/2024	*	28:01	1-4	.250	1-4	.250	2-2	1.000	0	4	4	4.2	2	3	0	1	1	5	7.0
at NC State	02/07/2024	*	17:02	1-1	1.000	1-1	1.000	0-0	.000	1	2	3	4.1	0	1	0	0	0	3	6.8
Totals		21	540:55	52-121	.430	18-65	.277	34-44	.773	25	70	95	4.1	24	24	9	31	23	156	6.8

				Field Goals		3-Point		F-Throws		Rebounds										Scoring	
SEASON	TEAM	GP-GS	MIN/AVG	FG-FGA	FG%	3FG-3FGA	3FG%	FT-FTA	FT%	OFF	DEF	TOT	AVG	PF-FO	A	TO	BLK	STL	PTS	AVG	
2021-22	HP	32-32	1107/34.6	165-399	.414	67-208	.322	63-87	.724	64	193	257	8.0	52-0	49	53	69	43	460	14.4	
2022-23	HP	31-26	906/29.2	149-341	.437	62-186	.333	77-98	.786	37	130	167	5.4	65-2	39	54	66	33	437	14.1	
2023-24	UP	23-21	541/23.5	52-121	.430	18-65	.277	34-44	.773	25	70	95	4.1	24-0	24	9	31	23	156	6.8	
TOTAL FOR UP		23-21	541/23.5	52-121	.430	18-65	.277	34-44	.773	25	70	95	4.1	24-0	24	9	31	23	156	6.8	
TOTAL		86-79	2554/29.7	366-861	.425	147-459	.320	174-229	.760	126	393	519	6.0	141-2	112	116	166	99	1053	12.2	

## CAREER HIGHS

Points	26, 2x; last at Radford, 1/21/23	2023-24	Career
FG	10, at Radford, 2/19/22	20+ Point Games	1
FGA	21, vs. Hampton, 3/2/22	Double-Figure Points	6
3FG	5, 2x; last at Radford, 1/21/23	Double-Figure Rebounds	-
3FGA	13, vs. Hampton, 3/2/22	Double-Doubles	-
FT	8, North Florida, 12/3/22	5 or more Rebounds	9
FTA	9, North Florida, 12/3/22	3 or more Offensive Rebounds	3
Rebounds	16, vs. Hampton, 3/2/22	3 or more 3PT Field Goals	3
Off. Rebounds	5, 2x; last vs. Hampton, 3/2/22	2 or more Blocks	9
Def. Rebounds	11, 2x; last vs. Hampton, 3/2/22	2 or more Steals	7
Assists	6, Charleston Southern, 2/4/23	20+ Minutes	16
Steals	4, 2x; last at Louisville, 1/6/24	30+ Minutes	5
Blocks	7, Howard, 11/20/21		
Minutes	47, Furman, 11/30/2		



# JEFF CAPEL | DUKE '97

Head Coach • Sixth Season at Pitt (15th overall)

Overall Record: 252-199 (.559)

Conference Record: 124-130 (.488)

## BY THE NUMBERS

### Team Accomplishments

Overall record	252-199
30-win seasons	1
25-win seasons	1
20-win seasons	4
20-win/10-league win seasons	3
10-win league seasons	5

### National Achievements

NCAA Tournament appearances	4
NCAA Tournament record	6-4
Sweet Sixteen appearances	1
Earned a high seed (1-4)	1
Total postseason appearances (NIT & NCAA)	5

### Conference Achievements

Total conference titles	2
Tournament	1
Regular Season	1
Regular season W-L	124-130 (.488)
ACC	41-65
Big 12	33-43
Colonial Athletic Conference	50-22
Conference Tournament W-L	13-13
ACC	3-5
Big 12	3-5
Colonial Athletic Conference	7-3
Tournament title game appearances	2

### In The Associated Press Poll

Weeks ranked	22
Highest ranking	2 (3x)
Highest final ranking	7 (2009)
Weeks in the AP Top 10	16
Record when ranked	33-11

### Honors & Awards

National Player of the Year	1 (Blake Griffin)
All-America selections	1
Conference Coach of the Year	1
Conference Player of the Year	2
Conference Rookie of the Year	2
Conference Sixth Man of the Year	1
All-Conference selections	14
Conference All-Defensive Team selections	1
Conference All-Freshman Team selections	5
Academic All-Conference	16

### In The NBA Draft

First round draft picks (as a head coach)	2
Highest draft pick	No. 1 (Blake Griffin)
Lottery picks	1
Total draft picks	6
First round draft picks (as a head coach & ast. coach)	18
Highest draft pick	No. 1 (Blake Griffin)
Lottery picks	10
Total draft picks	27

### On the Recruiting Trail

McDonald's All-Americans signed (as a head coach)	4
McDonald's All-Americans signed (as a head coach & ast. coach)	23
Top 10 recruiting classes (as a head coach & ast. coach)	6

## CAPEL RECORD WHEN ...

	2023-24	at Pitt	Total
Overall	15-8	90-89	252-199
Home	9-5	60-39	161-67
Road	5-2	20-41	60-102
Neutral	1-1	10-9	31-31
Conf. Regular Season	6-6	41-65	124-130
Home	2-3	25-27	76-49
Road	4-2	15-37	47-80
Conference Tournament	-	3-5	13-13
NCAA Tournament	-	2-1	6-4
NIT	-	-	0-1
Regular Season Non-Con	9-2	44-18	109-52
Home	7-1	34-11	79-16
Road	1-0	5-4	13-20
Neutral	1-1	5-3	17-15
Leading at the half	13-1	64-12	195-34
Trailing at the half	2-7	23-75	51-161
Tied at the half	-	3-2	6-4
Shoots 60% or better	-	2-0	8-0
Shoots 50% or better	4-0	20-5	92-13
Shoots under 30%	-	0-4	0-7
Holds Opp. to less than 50%	11-7	82-61	240-136
Holds Opp. to less than 40%	7-1	55-11	147-21
Holds Opp. to less than 30%	2-0	8-0	23-0
Outrebounds Opp.	13-2	61-31	172-57
20 or more assists	3-0	16-0	35-0
10 or more 3FG	8-3	24-12	51-24
More made FTs than Opp.	12-2	70-38	183-57
Overtime Games	-	1-2	14-5
Double-overtime games	-	-	2-1
vs. Ranked Opponents (AP)	1-2	6-21	14-55
vs. Unranked Opponents	14-6	83-67	240-143
In November	5-2	26-14	49-29
In December	4-2	23-10	60-26
In January	4-4	20-26	68-52
In February	2-0	14-25	49-60
In March	-	7-14	26-32
Scores 59 points or less	0-3	6-33	15-76
Scores 60+ points	15-5	83-54	236-121
Scores 70+ points	13-3	63-25	181-48
Scores 80+ points	9-0	33-2	89-6
Scores 90+ points	2-0	9-0	32-1
Scores 100+ points	2-0	2-0	5-0

## YEAR-BY-YEAR RECORDS

Year	Overall		Conference		Con. Tourn.		NCAA		NIT		RS Non-Conf.		Home		Road		Neutral		vs. Top-25	
VCU	W-L	Pct.	W-L	Pct.	W-L	Pct.	W-L	Pct.	W-L	Pct.	W-L	Pct.	W-L	Pct.	W-L	Pct.	W-L	Pct.	W-L	Pct.
2002-03	18-10	.643	12-6	.667	1-1	.500	0-0	.000	0-0	.000	5-3	.625	12-3	.800	5-6	.455	1-1	.500	0-0	.000
2003-04	23-8	.742	14-4	.778	3-0	1.000	0-1	.000	0-0	.000	6-3	.667	12-3	.800	8-4	.667	3-1	.750	0-2	.000
2004-05	19-13	.594	13-5	.722	2-1	.667	0-0	.000	0-1	.000	4-6	.444	11-4	.733	6-8	.429	2-1	.677	0-1	.000
2005-06	19-10	.655	11-7	.611	1-1	.500	0-0	.000	0-0	.000	7-2	.778	12-2	.857	6-7	.462	1-1	.500	0-0	.000
Oklahoma																				
2006-07	16-15	.516	6-10	.375	1-1	.500	0-0	.000	0-0	.000	9-4	.692	12-4	.750	1-8	.111	3-3	.500	1-8	.111
2007-08	23-12	.657	9-7	.563	1-1	.500	1-1	.500	0-0	.000	12-3	.800	14-3	.824	5-6	.455	4-3	.571	3-8	.273
2008-09	30-6	.833	13-3	.813	0-1	.000	3-1	.750	0-0	.000	14-1	.933	16-1	.941	8-3	.727	6-2	.750	4-3	.571
*2009-10	13-18	.419	4-12	.250	0-1	.000	0-0	.000	0-0	.000	9-5	.643	11-4	.733	1-10	.091	1-4	.200	1-4	.200
2010-11	14-18	.438	5-11	.313	1-1	.500	0-0	.000	0-0	.000	8-6	.571	12-4	.750	1-9	.100	1-5	.167	0-8	.000
Pitt																				
2018-19	14-19	.424	3-15	.167	1-1	.500	0-0	.000	0-0	.000	10-3	.769	11-7	.611	0-11	.000	3-1	.750	1-7	.125
2019-20	16-17	.485	6-14	.300	1-1	.500	0-0	.000	0-0	.000	9-2	.818	11-7	.611	2-9	.182	3-1	.750	0-4	.000
2020-21	10-12	.455	6-10	.375	0-1	.000	0-0	.000	0-0	.000	4-1	.800	7-6	.539	3-5	.375	0-1	.000	1-2	.333
2021-22	11-21	.344	6-14	.300	0-1	.000	0-0	.000	0-0	.000	5-6	.455	8-11	.421	3-9	.250	0-1	.000	0-1	.000
2022-23	24-12	.667	14-6	.700	1-1	.500	2-1	.667	-	-	7-4	.636	14-3	.824	7-5	.583	3-4	.429	3-5	.375
2023-24	15-8	.652	6-6	.500	-	-	-	-	-	-	9-2	.818	9-5	.643	5-2	.714	1-1	.500	1-2	.333
Career	252-199	.559	124-130	.488	13-13	.500	6-4	.600	0-1	.000	109-52	.677	161-67	.706	60-102	.370	31-31	.500	14-55	.203

\* Oklahoma vacated 13 regular season wins, including four conference wins, due to use of an ineligible player during the 2009-10 season; vacated wins not included in career totals

# 2023-24 PITT BASKETBALL CHARTS

Overall Record: 15-8 (Home: 9-5; Road: 5-2; Neutral: 1-1)  
ACC Record: 6-6 (Home: 2-4; Road: 4-2)

Date	Opponent	Time/ Result	Pitt High Scorer	Opponent High Scorer	Pitt High Rebounder	Opponent High Rebounder	Pitt High Assists	Att.
O. 21	vs. Georgetown (Scrim.)	W, 78-64	Leggett (20)	Cook (17)	Hinson (7)	Cook (10)	Carrington & Leggett (5)	n/a
N. 1	PITT-JOHNSTOWN (EXH.)	W, 96-60	Carrington & Hinson (16)	Shull (16)	G. Diaz Graham & Jeffress (8)	Headings (7)	Carrington (6)	n/a
N. 6	NC A&T	W, 100-52	Carrington (18)	Duke (15)	Carrington (12)	Duke (6)	Carrington (10)	6,767
N. 10	BINGHAMTON	W, 89-60	Hinson (26)	Ashe (15)	Leggett (11)	Benson (8)	Leggett (5)	7,747
N. 13	FLORIDA GULF COAST	W, 86-74	Carrington (19)	Kellman (14)	Leggett & Federiko (7)	Two with (6)	Carrington (7)	6,567
N. 17	JACKSONVILLE	W, 107-56	Hinson (25)	Niblack (22)	G. Diaz Graham (10)	Two with (5)	Lowe (6)	7,842
Preseason NIT								
N. 22	+ vs. Florida	L, 86-71	Leggett (19)	Clayton, Jr. (28)	Leggett & Austin (9)	Samuel (10)	Carrington (7)	1,873
N. 24	+ vs. Oregon State	W, 76-51	Austin (19)	Akanno (12)	Austin (8)	Ibekwe (6)	Carrington (5)	1,620
ACC/SEC Challenge								
N. 28	MISSOURI	L, 71-64	Hinson (22)	East II (21)	Leggett & Carrington (7)	Carter (8)	Carrington (4)	7,930
D. 3	CLEMSON *	L, 79-70	Hinson (27)	Girard III (25)	Austin (7)	Schieffelin (17)	Carrington (6)	7,713
Backyard Brawl								
D. 6	at West Virginia	W, 80-63	Hinson (29)	Slazinski (22)	Jeffress (9)	Edwards (9)	Carrington (9)	12,301
D. 9	CANISIUS	W, 82-71	Hinson (26)	Uijtendaal (18)	Hinson & Leggett (5)	Mitchell (9)	Carrington & Leggett (5)	7,808
D. 16	SOUTH CAROLINA STATE	W, 86-50	Hinson (19)	Taylor (14)	G. Diaz Graham (8)	Three with (4)	Lowe (6)	8,370
D. 20	PURDUE FORT WAYNE	W, 62-48	G. Diaz Graham (13)	Ballo (11)	G. Diaz Graham (8)	Two with (8)	Three with (3)	7,641
D. 30	at Syracuse *	L, 81-73	Carrington (17)	Copeland (22)	Jeffress (10)	Copeland (9)	Carrington (5)	20,642
J. 2	[-/8] NORTH CAROLINA *	L, 70-57	Carrington (20)	Bacot (16)	Leggett (8)	Ingram (15)	Carrington & Lowe (2)	9,770
J. 6	at Louisville *	W, 83-70	Hinson (21)	James (23)	Three with (6)	Glenn (7)	Carrington (5)	10,883
J. 9	[-/11] DUKE *	L, 75-53	Austin (11)	Filipowski (26)	G. Diaz Graham (8)	Filipowski (10)	Federiko (3)	11,476
J. 16	SYRACUSE *	L, 69-58	Lowe (20)	Starling (17)	Hinson (8)	Mintz (9)	Lowe (3)	7,708
J. 20	[-/7] at Duke *	W, 80-76	Hinson (24)	McCain (20)	Hinson (8)	Foster (6)	Lowe (6)	9,314#
J. 23	at Georgia Tech *	W, 72-64	Carrington (19)	Ndongo (17)	Federiko (7)	Ndongo (8)	Austin (4)	3,612
J. 27	at Miami *	L, 72-68	Hinson (21)	Omier (18)	Hinson (9)	Omier (10)	Three with (4)	7,719
J. 31	WAKE FOREST *	W, 77-72	Carrington (24)	Sallis (22)	Federiko (7)	Reid (10)	Carrington (4)	7,769
F. 3	NOTRE DAME *	W, 70-60	Hinson (17)	Burton (17)	Federiko (9)	Imes (6)	Lowe (5)	10,854
F. 7	at NC State *	W, 67-64	Lowe (20)	Horne (25)	Federiko (11)	Burns & O'Connell (5)	Carrington (3)	11,366
F. 13	at Virginia *							
F. 17	LOUISVILLE *							
F. 20	at Wake Forest *							
F. 24	VIRGINIA TECH *							
F. 27	at Clemson *							
M. 2	at Boston College *							
M. 5	FLORIDA STATE *							
M. 9	NC STATE *							

ACC Tournament  
M. 12-16 < ACC Tournament

+ Barclays Center  
\* Denotes ACC contest  
< Capital One Arena  
All Game times are Eastern Time Zone  
**HOME GAMES IN BOLD CAPS**

## 2023-24 ATTENDANCE FIGURES

Site	Games	Total	Average
Home	14	115,962	8,283
Away	7	75,837	10,834
Neutral	2	3,493	1,747
Total	23	206,175	8,964

## PITT BY THE NUMBERS

Seasons of Men's Basketball	116th
Total Games	2,937
All-time record	1,697-1,240
All-time ACC record (regular season only)	73-123 (10th season)
NCAA Tournament Appearances	27 (last in 2023)
NIT Appearances	9 (last in 2015)
20+ Win Seasons	23 (last in 2023)
30+ Win Seasons	2 (last in 2004)
Overtime Games	110 (60-50)
Pitt 100-Point Games	45 (45-0)
Consecutive games holding opponents under .500 shooting	7
Consecutive games holding opponents under 100 points	219
Consecutive games scoring at least 70 points	0

# TEAM GAME HIGHS & LOWS

		PITT	OPPONENT
Points 1st Half	High	52 vs. Jacksonville (11/17/23)	48 by Duke (1/9/24)
	Low	23 vs. Duke (1/9/24)	15 by NC A&T (11/6/23)
Points 2nd Half	High	55 vs. Jacksonville (11/17/23)	51 by Syracuse (12/30/23)
	Low	29, 3x; last at NC State (2/7/24)	24 by Oregon State (11/24/23)
Total Points	High	107 vs. Jacksonville (11/17/23)	86 by Florida (11/22/23)
	Low	53 vs. Duke (1/9/24)	48 by Purdue Fort Wayne (12/20/23)
FG Made	High	40 vs. NC A&T (11/6/23)	31 by Florida (11/22/23)
	Low	16 vs. Missouri (11/28/23)	16, by South Carolina State (12/16/23)
FG Attempted	High	72 vs. Jacksonville (11/17/23)	70 by NC A&T (11/6/23)
	Low	47 vs. Missouri (11/28/23)	47 by Louisville (1/6/24)
FG Percentage	High	.563 [40-of-71] vs. NC A&T (11/6/23)	.531 [26-of-49] by Canisius (12/9/23)
	Low	.309 [21-of-66] vs. North Carolina (1/3/24)	.271 [19-of-70] by NC A&T (11/6/23)
3-Pt. FG Made	High	16 at West Virginia (12/6/23)	11, 3x; last by Duke (1/20/24)
	Low	2 vs. Purdue Fort Wayne (12/20/23)	1 by Jacksonville (11/17/23)
3-Pt. FG Att.	High	38 at West Virginia (12/6/23)	31, 2x; last by Miami (1/27/24)
	Low	19, 2x; last vs. Wake Forest (1/31/24)	15 by Jacksonville (11/17/23)
3Pt. FG Pct.	High	.500, 2x; last [10-of-20] at Duke (1/20/24)	.588 [10-of-17] by Syracuse (1/16/24)
	Low	.100 [2-of-20] vs. Purdue Fort Wayne (12/20/23)	.067 [1-of-15] by Jacksonville (11/17/23)
FT Made	High	26 vs. Jacksonville (11/17/23)	24 by Syracuse (12/30/23)
	Low	6, 2x; last vs. Duke (1/9/24)	3 by Purdue Fort Wayne (12/20/23)
FT Attempted	High	35 vs. Jacksonville (11/17/23)	30 by Syracuse (12/30/23)
	Low	7, 2x; last vs. Duke (1/9/24)	6 by Purdue Fort Wayne (12/20/23)
FT Percentage	High	.905 [19-of-21] at Louisville (1/6/24)	1.000 [10-of-10] by Canisius (12/9/23)
	Low	.471 [8-of-17] vs. NC A&T (11/6/23)	.400 [6-of-15] by NC State (2/7/24)
Off. Rebounds	High	19 vs. Jacksonville (11/17/23)	16 by North Carolina (1/3/24)
	Low	6, 2x; last vs. Canisius (12/9/23)	3, 2x; last by Canisius (12/9/23)
Def. Rebounds	High	43 vs. NC A&T (11/6/23)	35 by North Carolina (1/3/24)
	Low	15 vs. Duke (1/9/24)	19, 2x; last by Georgia Tech (1/23/24)
Total Rebounds	High	56 vs. NC A&T (11/6/23)	51 by North Carolina (1/3/24)
	Low	25 vs. Canisius (12/9/23)	25, 2x; last by Duke (1/20/24)
Assists	High	24 vs. Jacksonville (11/17/23)	24 by Florida (11/22/23)
	Low	6 vs. North Carolina (1/3/24)	4 by Jacksonville (11/17/23)
Blocked Shots	High	9 vs. NC A&T (11/6/23)	7 by North Carolina (1/3/24)
	Low	1 vs. Canisius (12/9/23)	0 by Oregon State (11/24/23)
Steals	High	13, 2x; last vs. Duke (1/9/24)	12 by Syracuse (12/30/23)
	Low	2, vs. Notre Dame (2/3/24)	2, 2x; last by Miami (1/27/24)
Turnovers	High	15 at Syracuse (12/30/23)	18, 2x; last by Louisville (1/6/24)
	Low	4 at Miami (1/27/24)	6 by NC State (2/7/24)
Personal Fouls	High	21 vs. Jacksonville (11/17/23)	26 by Jacksonville (11/17/23)
	Low	8 vs. Canisius (12/9/23)	12 by Miami (1/27/24)

# INDIVIDUAL GAME HIGHS & LOWS

		PITT	OPPONENT
Points		29, Blake Hinson at West Virginia (12/6/23)	28, Walter Clayton, Jr., Florida (11/22/23)
FG Made		10, Blake Hinson at West Virginia (12/6/23)	11, 2x; last Kyle Filipowski, Duke (1/9/24)
FG Attempted		20, Ishmael Leggett vs. Florida (11/22/23)	20, Hunter Sallis, Wake Forest (1/31/24)
3-Pt. FG Made		9, Blake Hinson at West Virginia (12/6/23)	6, 2x; last Joe Girard III, Clemson (12/3/23)
3-Pt. FG Attempted		15, Blake Hinson at West Virginia (12/6/23)	12, Landon Glasper, NC A&T (11/6/23)
FT Made		8, 3x; last Carlton Carrington vs. Wake Forest (1/31/24)	13, Qadir Copeland, Syracuse (12/30/23)
FT Attempted		9, 2x; last Carlton Carrington vs. Wake Forest (1/31/24)	15, Qadir Copeland, Syracuse (12/30/23)
Rebounds		12, Carlton Carrington vs. NC A&T (11/6/23)	17, Ian Schieffelin, Clemson (12/3/23)
Offensive Rebounds		6, Federiko Federiko vs. FGCU (11/13/23)	7, Ian Schieffelin, Clemson (12/3/23)
Defensive Rebounds		12, Carlton Carrington vs. NC A&T (11/6/23)	10, 3x; last Harrison Ingram, North Carolina (1/3/24)
Assists		10, Carlton Carrington vs. NC A&T (11/6/23)	8, Zyon Pullen, Florida (11/22/23)
Turnovers		6, Ishmael Leggett vs. Missouri (11/28/23)	5, 3x; last Kyle Filipowski, Duke (1/9/24)
Blocked Shots		4, 3x; last Guillermo Diaz Graham vs. North Carolina (1/3/24)	4, Na'heem McLeod, Syracuse (12/30/23)
Steals		5, Guillermo Diaz Graham vs. Duke (1/9/24)	3, 8x; last Markus Burton, Notre Dame (2/3/24)
Minutes		40:00, Carlton Carrington vs. Wake Forest (1/31/24)	38:47, Judah Mintz, Syracuse (1/16/24)

## GAME-BY-GAME COMPARISON

Opponent	1st Half	2nd Half	Final	FG	FG PCT	3FG	3FG PCT	FT	FT PCT	REB	ASTS	TO	BLKS	STLS	FOULS
NC A&T	50-15	50-37	100-52	40-71/19-70	.563/.271	12-29/8-34	.414/.235	8-17/6-9	.471/.667	58/28	21/9	10/9	9/6	5/5	12/17
BINGHAMTON	40-32	49-28	89-60	30-65/21-61	.462/.344	10-27/8-26	.370/.320	19-27/10-18	.704/.556	50/32	13/11	12/15	7/2	11/4	16/20
FLORIDA GULF COAST	45-35	41-39	86-74	30-61/28-58	.492/.483	8-28/7-24	.286/.292	18-32/11-17	.563/.647	42/29	15/12	7/9	5/2	6/3	16/18
JACKSONVILLE	52-22	55-34	107-56	33-72/17-52	.458/.327	15-35/1-15	.429/.067	26-35/21-25	.743/.840	51/29	24/4	6/14	8/5	7/4	21/26
vs. Florida	34-39	37-47	71-86	24-68/31-66	.353/.470	10-34/8-24	.294/.333	13-21/16-24	.619/.667	46/37	17/24	14/8	5/6	5/11	17/19
vs. Oregon State	39-27	37-24	76-51	24-60/17-52	.400/.327	8-31/2-21	.258/.096	20-24/15-21	.833/.714	44/31	15/11	11/14	3/0	6/8	19/19
MISSOURI	35-38	29-33	64-71	16-47/27-60	.340/.450	7-25/8-22	.280/.364	25-31/9-14	.806/.643	33/36	8/14	11/10	3/4	4/6	14/20
CLEMSON *	26-37	44-42	70-79	25-58/28-60	.431/.467	8-23/11-30	.348/.367	12-22/12-15	.545/.800	33/40	13/15	7/9	4/1	6/5	16/19
at West Virginia	36-35	44-28	80-63	22-53/29-62	.468/.415	16-38/3-20	.421/.150	6-7/16-18	.857/.889	33/32	12/11	6/9	4/4	4/2	13/17
CANISIUS	40-41	42-30	82-71	31-58/26-49	.534/.531	12-24/9-24	.500/.375	8-12/10-10	.667/1.000	35/35	16/14	8/15	1/1	8/3	8/15
SOUTH CAROLINA ST.	36-20	50-30	86-50	31-62/16-57	.500/.281	9-24/4-22	.375/.182	15-21/14-16	.714/.875	40/36	23/8	11/18	8/6	13/6	11/17
PURDUE FORT WAYNE	31-17	31-31	62-48	24-66/20-59	.364/.339	2-20/5-26	.100/.192	12-17/3-6	.706/.500	54/33	13/6	13/13	5/3	6/6	12/16
at Syracuse *	38-30	35-51	73-81	26-62/27-57	.419/.474	10-25/3-17	.400/.176	11-24/24-30	.458/1.000	39/40	12/16	15/13	3/6	5/12	19/21
[8] NORTH CAROLINA *	28-31	29-39	57-70	21-66/263	.309/.365	5-29/5-17	.172/.294	10-15/19-22	.667/.864	41/51	6/12	8/9	8/7	5/5	19/19
at Louisville *	40-34	43-36	83-70	26-57/24-47	.456/.511	12-34/10-21	.353/.476	19-21/12-14	.905/.857	28/27	15/15	11/18	2/3	9/4	17/18
[11] DUKE *	23-48	30-27	53-75	19-58/29-56	.328/.518	9-27/11-25	.333/.440	6-7/6-9	.857/.667	26/42	10/19	10/14	4/5	13/5	11/14
SYRACUSE *	26-37	32-32	58-69	23-65/25-53	.354/.472	5-26/10-17	.192/.588	7-11/9-13	.636/.692	40/36	11/13	10/9	8/3	3/5	16/18
at [7] Duke *	38-34	42-42	80-76	30-59/22-49	.508/.449	10-20/11-26	.500/.393	10-16/21-28	.750/.625	32/25	13/11	10/11	6/3	5/6	20/16
at Georgia Tech *	31-27	41-37	72-64	24-50/22-56	.480/.393	8-19/8-25	.421/.320	16-21/12-16	.762/.750	33/31	13/9	11/9	4/5	6/5	14/16
at Miami *	29-40	39-32	68-72	24-64/28-63	.375/.444	11-36/10-31	.306/.323	9-16/6-8	.563/.750	37/41	15/16	4/8	5/4	7/2	10/12
WAKE FOREST *	27-37	50-35	77-72	26-57/28-60	.456/.467	8-19/6-22	.421/.273	17-21/10-12	.833/.810	29/35	7/9	10/15	4/5	11/4	14/19
NOTRE DAME *	28-22	42-38	70-60	22-49/20-51	.449/.392	10-25/5-19	.400/.263	16-22/15-17	.727/.882	33/28	12/7	12/10	5/2	2/8	17/17
at NC State *	38-30	29-34	67-64	22-52/26-56	.423/.464	5-21/6-18	.238/.333	18-20/6-15	.900/.400	37/28	9/11	10/6	4/2	3/4	14/16
at Virginia *															
LOUISVILLE *															
at Wake Forest *															
VIRGINIA TECH *															
at Clemson *															
at Boston College *															
FLORIDA STATE *															
NC STATE *															

## GAME-BY-GAME SPECIALTY STATS

[illegible]

## GAME-BY-GAME CHART

[illegible]

PLAYER SEASON & CAREER HIGHS

2023-24	CAREER
<b>2 - Blake Hinson</b>	
Pts 29 at West Virginia (12/6/23)	same
Rebs 10 vs. Purdue Fort Wayne (12/20/23)	13, 3x; last at Notre Dame (3/1/23)
Asts 2, 6x; last at NC State (2/7/24)	5 at Northwestern (11/28/22)
Blks 1, 2x; last at Miami (1/27/24)	2, 4x; last vs. Miami (1/28/23)
Stls 2 vs. South Carolina St. (12/16/23)	4 vs. Alabama State (11/20/22)
Mins 39, 3x; last vs. Notre Dame (2/3/24)	49 vs. Auburn (1/28/19)
<b>5 - Ishmael Leggett</b>	
Pts 22 vs. Wake Forest (1/31/24)	34, vs. Tulane (11/22/22)
Rebs 11 vs. Binghamton (11/10/23)	14, vs. St. Bonaventure (1/11/23)
Asts 5, 3x; last vs. South Carolina St. (12/16/23)	5, 4x; last vs. South Carolina St. (12/16/23)
Blks 2, vs. South Carolina St. (12/16/23)	2, 2x; last vs. South Carolina St. (12/16/23)
Stls 4 vs. Binghamton (11/10/23)	4, 3x; last vs. Binghamton (11/10/23)
Mins 36, 2x; last vs. Canisius (12/9/23)	43 vs. George Washington
<b>7 - Carlton Carrington</b>	
Pts 24 vs. Wake Forest (1/31/24)	same
Rebs 12 vs. NC A&T (11/6/23)	same
Asts 10 vs. NC A&T (11/6/23)	same
Blks 1, 7x; last at NC State (2/7/24)	same
Stls 2, 2x; last at Miami (1/27/24)	same
Mins 40, 2x; last vs. Wake Forest (1/31/24)	same
<b>11 - Marlon Barnes, Jr.</b>	
Pts -	-
Rebs -	-
Asts -	-
Blks -	-
Stls -	-
Mins -	-
<b>12 - KJ Marshall</b>	
Pts 3 vs. NC A&T (11/6/23)	3, 2x; last vs. NC A&T (11/6/23)
Rebs -	1, 3x; last vs. Sacred Heart (12/10/22)
Asts 1, 2x; last vs. South Carolina St. (12/16/23)	same
Blks -	-
Stls -	1 vs. Binghamton (12/20/19)
Mins 2, 3x; last vs. South Carolina St. (12/16/23)	5 vs. Louisville (2/7/23)
<b>15 - Jaland Lowe</b>	
Pts 20, 2x; last at NC State (2/7/24)	same
Rebs 7 at Miami (1/27/24)	same
Asts 6, 3x; last at Duke (1/20/24)	same
Blks 1 at Georgia Tech (1/23/24)	same
Stls 2, 3x; last at Georgia Tech (1/23/24)	same
Mins 37, vs. Notre Dame (2/3/24)	same

2023-24	CAREER
<b>24 - William Jeffress</b>	
Pts 7 vs. NC A&T (11/6/23)	9, 2x; last vs. Colgate (12/9/21)
Rebs 10 at Syracuse (12/30/23)	same
Asts 1, 7x; last vs. Syracuse (1/16/24)	4 vs. Towson (11/19/21)
Blks 1, 6x; last vs. Syracuse (1/16/24)	2, 3x; last vs. Jacksonville (12/21/21)
Stls 3 vs. NC A&T (11/6/23)	3 vs. UNC Wilmington (11/16/21)
Mins 26 at West Virginia (12/6/23)	39 vs. Towson (11/19/21)
<b>25 - Guillermo Diaz Graham</b>	
Pts 23 vs. Jacksonville (11/17/23)	same
Rebs 10 vs. Jacksonville (11/17/23)	same
Asts 4, 2x; last vs. South Carolina St. (12/16/23)	same
Blks 4 vs. North Carolina (1/3/24)	5 vs. Louisville (2/7/23)
Stls 5 vs. Duke (1/9/24)	same
Mins 30 vs. Purdue Fort Wayne (12/20/23)	37 vs. Mississippi State (3/14/23)
<b>31 - Jorge Diaz Graham</b>	
Pts 14 vs. NC A&T (11/6/23)	same
Rebs 6, 2x; last at West Virginia (12/6/23)	8 vs. Alabama State (11/20/22)
Asts 3 vs. South Carolina St. (12/16/23)	same
Blks 1, 5x; last vs. Duke (1/9/24)	4 vs. Louisville (2/7/23)
Stls 3 vs. Canisius (12/9/23)	4 vs. Michigan (11/16/22)
Mins 21 vs. Jacksonville (11/17/23)	25 vs. FDU (11/22/22)
<b>33 - Federiko Federiko</b>	
Pts 13 vs. NC A&T (11/6/23)	22 vs. North Florida (12/17/22)
Rebs 11 at NC State (2/7/24)	14 vs. Sacred Heart (12/10/22)
Asts 2, 4x; last at Miami (1/27/24)	3 vs. Sacred Heart (12/10/22)
Blks 4 vs. NC A&T (11/6/23)	4, 4x; last vs. NC A&T (11/6/23)
Stls 2 4x; last vs. Wake Forest (1/31/24)	2, 6x; last vs. Duke (1/9/24)
Mins 32 at Miami (1/27/24)	35, 2x; last vs. Miami (1/28/23)
<b>55 - Zack Austin</b>	
Pts 20 at Louisville (1/6/24)	26, 2c; last at Radford (1/21/23)
Rebs 9 vs. Florida (11/22/23)	16 vs. Hampton (3/2/22)
Asts 4 at Georgia Tech (1/23/24)	6 vs. Charleston Southern (2/4/23)
Blks 4 vs. Jacksonville (11/17/23)	7 vs. Howard (11/20/21)
Stls 4 at Louisville (1/6/24)	4, 2x; last at Louisville (1/6/24)
Mins 38 at Louisville (1/6/24)	47 vs. Furman (11/30/21)

# THE LAST TIME IT HAPPENED ...

## TEAM

### Pitt Was Ranked (AP Poll)

No. 1	Feb. 23, 2009
Top 5 (2-5)	No. 4 on March 14, 2011
Top 10 (6-10)	No. 6 on Dec. 27, 2010
Top 25 (11-25)	No. 25 on Feb. 27, 2023

### Pitt Played a Ranked Opponent (AP Poll)

No. 1	at Louisville on Dec. 6, 2019
Top 5	at No. 4 Duke on March 1, 2022
Top 10	at No. 7 Duke on Jan. 20, 2024
Top 25	vs. No. 11 Duke on Jan. 9, 2024

### Pitt Defeated a Ranked Opponent (AP Poll)

No. 1	vs. Connecticut (70-60) on March 7, 2009
Top 5	vs. No. 3 Syracuse (74-66) on Jan. 17, 2011
Top 10	vs. No. 7 Duke (80-76) on Jan. 20, 2024
Top 25	vs. No. 20 Miami (71-68) on Jan. 28, 2023

### Pitt Lost To a Ranked Opponent (AP Poll)

No. 1	at Louisville (64-46) on Dec. 6, 2019
Top 5	vs. No. 4 Duke (86-56) on March 1, 2022
Top 10	vs. No. 8 North Carolina on Jan. 2, 2024
Top 25	vs. No. 11 Duke on Jan. 9, 2024

### Pitt Faced No. 1 (AP Poll)

Home	vs. Virginia (L, 66-37) on Feb. 24, 2018
Road	at Louisville (64-46) on Dec. 6, 2019
Neutral	vs. Florida (L, 61-45) on March 22, 2014

### 100 Points by a Team

By Pitt	107, vs. Jacksonville (11/17/23)
By Opponent	106, Louisville (1/24/17)

### 40+ Point Win

By Pitt	51 [107-56], vs. Jacksonville (11/17/23)
By Opponent	55 [106-51], vs. Louisville (1/24/17)

### 30-39 Point Win

By Pitt	36 [86-50], vs. South Carolina St. (12/16/23)
By Opponent	31 [91-60], vs. Michigan (11/16/22)

### 20-29 Point Win

By Pitt	25 [76-51], vs. Oregon State (11/24/23)
By Opponent	22 [75-53], Duke (1/9/24)

### Overtime Game

Pitt Win	89-86, vs. Louisville (1/9/19)
Pitt Loss	73-68, vs. Louisville (1/14/20)

### Double Overtime Game

Pitt Win	93-90, vs. Eastern Michigan (11/11/16)
Pitt Loss	95-89, vs. Oklahoma State (12/21/06)

### Triple Overtime Game

Pitt Win	98-95, vs. West Virginia (2/12/10)
Pitt Loss	74-73, at George Washington (1/10/76)

### Won The Game In The Final Seconds

By Pitt	Jamarius Burton makes two free throws with 3.6 seconds left in 65-64 win over North Carolina
By Opponent	Tyrin Lawrence two free throws with 1.1 seconds remaining give Vanderbilt a 75-74 win

### Five or More Players in Double-Digit Scoring

By Pitt	5, vs. NC A&T (11/6/23)
By Opponent	5, FGCU (11/13/23)

### Made 40-49 Field Goals

By Pitt	40, vs. NC A&T (11/6/23)
By Opponent	41, UCLA (2/2/91)

### Made Fewer Than 20 Field Goals

By Pitt	19, vs. Duke (1/9/24)
By Opponent	17, Oregon State (11/24/23)

### Had 70-79 Field Goal Attempts

By Pitt	72, vs. Jacksonville (11/17/23)
By Opponent	70, NC A&T (11/6/23)

### Had 80-89 Field Goal Attempts

By Pitt	83, vs. Wake Forest (2/16/16)
By Opponent	89, Villanova (3/4/98)

### Had 90-99 Field Goal Attempts

By Pitt	92, vs. Houston Baptist (11/9/07)
By Opponent	95, West Virginia (1/18/67)

### Had 35 or Fewer Field Goal Attempts

By Pitt	35, vs. Cincinnati (12/17/13)
By Opponent	34, Notre Dame (3/11/10)

### Shot Over 60 Percent From The Field

By Pitt	.620 [31-of-50], vs. Drexel (11/28/20)
By Opponent	.621 [36-of-58], Duke (3/9/23)

### Shot Over 70 Percent From The Field

By Pitt	.717 [33-of-46], at DePaul (3/9/13)
By Opponent	.700 [42-of-60], Syracuse (2/4/89)

### Shot Less Than 30 Percent From The Field

By Pitt	.291 [16-of-55], vs. Syracuse (2/26/20)
By Opponent	.281 [16-of-57], South Carolina St. (12/16/23)

### Made 10+ Three-Point Field Goals

By Pitt	10, vs. Notre Dame (2/3/24)
By Opponent	10, Miami (1/27/24)

### Made 15+ Three-Point Field Goals

By Pitt	16, at West Virginia (12/6/23)
By Opponent	15, Wake Forest (2/2/22)

### Made 0 Three-Point Field Goals

By Pitt	at Georgia Tech (3/5/16)
By Opponent	Louisville (2/11/15)

### Had 30+ Three-Point Field Goal Attempts

By Pitt	36, at Miami (1/27/24)
By Opponent	31, Miami (1/27/24)

### Shot Over 60 Percent From The Three-Point Line

By Pitt	.636 [14-of-22], at Northwestern (11/28/22)
By Opponent	.632 [12-of-19], Syracuse (3/14/13)

### Shot Over 70 Percent From The Three-Point Line

By Pitt	.727 [8-of-11], vs. Connecticut (3/10/11)
By Opponent	.700 [7-of-10], Georgetown (1/20/10)

### Shot Over 80 Percent From The Three-Point Line

By Pitt	.833 [5-of-6], vs. Providence (2/11/90)
By Opponent	-

### Shot Less Than 20 Percent From Three-Point Line

By Pitt	.192 [5-of-26] vs. Syracuse (1/16/24)
By Opponent	.176 [3-of-17], Syracuse (12/30/23)

### Made 30-39 Free Throws

By Pitt	38, vs. Florida State (1/14/19)
By Opponent	33, Wichita State (3/21/13)

### Made 40+ Free Throws

By Pitt	42, vs. Oklahoma (1/15/89)
By Opponent	42, St. John's (3/9/95)

### Made 5 Or Fewer Free Throws

By Pitt	5, at Louisville (1/18/23)
By Opponent	3, Purdue Fort Wayne (12/20/23)

### Had 40-49 Free Throw Attempts

By Pitt	46, vs. Florida State (1/14/19)
By Opponent	40, Florida State (2/18/18)

### Had 50+ Free Throw Attempts

By Pitt	50, vs. Seton Hall (2/8/97)
By Opponent	-

### Shot Over 90 Percent From The Foul Line

By Pitt	.900 [18-of-20] at NC State (2/7/24)
By Opponent	1.000 [10-of-10], Canisius (12/9/23)

### Shot 100 Percent From The Foul Line

By Pitt	3-of-3, at Miami (1/31/18)
By Opponent	10-of-10, Canisius (12/9/23)

### Had 50-59 Rebounds

By Pitt	54, vs. Purdue Fort Wayne (12/20/23)
By Opponent	51, North Carolina (1/2/24)

### Had 60+ Rebounds

By Pitt	60, vs. VMI (12/6/11)
By Opponent	74, West Virginia (2/12/64)

### Five Players Fouled Out

By Pitt	vs. Villanova (2/7/86)
By Opponent	Seton Hall (2/9/85)

### Had 20-29 Assists

By Pitt	23, vs. South Carolina St. (12/16/23)
By Opponent	24, Florida (11/22/23)

### Had 30+ Assists

By Pitt	30, vs. Virginia Tech (1/31/16)
By Opponent	31, UCLA (2/2/91)

### Had 10+ Blocked Shots

By Pitt	13 vs. Louisville (2/7/23)
By Opponent	12, Vanderbilt (12/7/22)

### Had 15+ Steals

By Pitt	15, vs. Binghamton (12/20/19)
By Opponent	17, West Virginia (11/12/21)

### Had 20+ Turnovers

By Pitt	20, vs. Miami (2/22/22)
By Opponent	22, Georgia Tech (2/8/20)

### Had 30+ Turnovers

By Pitt	32, at West Virginia (11/12/21)
By Opponent	31, Carnegie Mellon (12/16/96)

### Committed 10 Or Fewer Turnovers

By Pitt	10, at NC State (2/7/24)
By Opponent	6, NC State (2/7/24)

# THE LAST TIME IT HAPPENED ...

## INDIVIDUAL

### 30-39 Points by a Player

By Pitt 31, Jamarius Burton vs. North Carolina (12/30/22)  
By Opp. 30, Keve Aluma, Virginia Tech (2/3/21)

### 40+ Points by a Player

By Pitt 43, Jamel Artis at Louisville (1/11/17)  
By Opp. 41, T.J. Warren, NC State (3/3/14)

### Two Players Scored 30 or More Points

By Pitt Jamel Artis (30) and Michael Young (30)  
vs. Marshall (12/28/16)  
By Opp. Kenny Anderson (32) and Dennis Scott (30),  
Georgia Tech (12/28/89)

### Two Players Scored 20 or More Points

By Pitt Carlton Carrington (24) and Ishmael Leggett (22)  
vs. Wake Forest (1/31/24)  
By Opp. Quinn Slazinski (22) and Jesse Edwards (20),  
West Virginia (12/6/23)

### Three Players Scored 20 or More Points

By Pitt Justin Champagnie (24), Xavier Johnson (23) and  
Ithiel Horton (20) vs. Syracuse (1/16/21)  
By Opp. CJ Burks (25), Stevie Browning (22) and  
Ryan Taylor (22), Marshall (12/28/16)

### 10+ Field Goals Made by a Player

By Pitt 10, Blake Hinson at West Virginia (12/6/23)  
By Opp. 11, Kyle Filipowski, Duke (1/9/24)

### 15+ Field Goals Made by a Player

By Pitt 15, Jamel Artis at Louisville (1/11/17)  
By Opp. 16, T.J. Warren, NC State (3/3/14)

### 20-29 Field Goal Attempts by a Player

By Pitt 20, Ishmael Leggett vs. Florida (11/22/23)  
By Opp. 20, Hunter Sallis, Wake Forest (1/31/24)

### Player Shot 1.000 With 5+ Field Goal Attempts

By Pitt 5-of-5, Jorge Diaz Graham, vs. NC A&T (11/6/23)  
By Opp. 6-of-6, Dallas Walton, Wake Forest (2/2/22)

### Player Shot .800 With 10+ Field Goal Attempts

By Pitt 8-of-10 (.800), Blake Hinson at Duke (1/20/24)  
By Opp. 11-of-12 [917], Kyle Filipowski, Duke (1/9/24)

### Player Shot .900 With 10+ Field Goal Attempts

By Pitt 9-of-10 [.900], Talib Zanna at Clemson (1/21/14)  
By Opp. 11-of-12 [917], Kyle Filipowski, Duke (1/9/24)

### 5+ 3pt Field Goals Made by a Player

By Pitt 7, Blake Hinson at Duke (1/20/24)  
By Opp. 5, DJ Horne, NC State (2/7/24)

### 10+ 3pt Field Goal Attempts by a Player

By Pitt 10, Blake Hinson at NC State (2/7/24)  
By Opp. 10, DJ Horne, NC State (2/7/24)

### Player Shot .800 With 5+ 3pt Field Goal Attempts

By Pitt 1.000 [7-of-7], Blake Hinson at Duke (1/20/24)  
By Opp. .800 [4-of-5], Joey Baker, Michigan (11/16/22)

### 10+ Free Throws Made by a Player

By Pitt 13, John Hugley vs. NC State (2/12/22)  
By Opp. 13, Qadir Copeland, Syracuse (12/30/23)

### 15+ Free Throws Made by a Player

By Pitt 15, John Hugley vs. Boston College (1/8/22)  
By Opp. 16, Michael Sweetney, Georgetown (1/19/02)

### 10+ Free Throws Attempted by a Player

By Pitt 10, Jamarius Burton vs. Iowa St. (3/17/22)  
By Opp. 15, Qadir Copeland, Syracuse (12/30/23)

### 15+ Free Throws Attempted by a Player

By Pitt 15, John Hugley vs. NC State (2/12/22)  
By Opp. 15, Qadir Copeland, Syracuse (12/30/23)

### Player Shot 1.000 With 10+ Free Throw Attempts

By Pitt 13-of-13, Xavier Johnson vs. Syracuse (1/16/21)  
By Opp. 14-of-14, Anthony Barber, NC State (1/19/16)

### 10+ Rebounds by a Player

By Pitt 11, Federiko Federiko at NC State (2/7/24)  
By Opp. 10, Efton Reid, Wake Forest (1/31/24)

### 15+ Rebounds by a Player

By Pitt 18, John Hugley vs. Syracuse (1/25/21)  
By Opp. 15, Harrison Ingram, North Carolina (1/2/24)

### 20+ Rebounds by a Player

By Pitt 21, Justin Champagnie vs. Gardner-Webb (12/12/20)  
By Opp. 21, Mike Davis, Maryland (2/15/77)

### Two Players with 10 or More Rebounds

By Pitt Carlton Carrington (12) and Federiko Federiko (10)  
vs. NC A&T (11/6/23)  
By Opp. Harrison Ingram (15) & Armando Bacot (10)  
North Carolina (1/2/24)

### 5+ Offensive Rebounds by a Player

By Pitt 5, Federiko Federiko at Georgia Tech (1/23/24)  
By Opp. 5, Efton Reid, Wake Forest (1/31/24)

### 10+ Defensive Rebounds by a Player

By Pitt 12, Carlton Carrington vs. NC A&T (11/6/23)  
By Opp. 10, Harrison Ingram, North Carolina (1/2/24)

### 10+ Assists by a Player

By Pitt 10, Carlton Carrington vs. NC A&T (11/6/23)  
By Opp. 10, Tyrese Proctor, Duke (3/9/23)

### 5+ Blocked Shots by a Player

By Pitt 5, Guillermo Diaz Graham vs. Louisville (2/7/23)  
By Opp. 6, Jesse Edwards, Syracuse (12/20/22)

### 5+ Steals by a Player

By Pitt 5, Guillermo Diaz Graham vs. Duke (1/9/24)  
By Opp. 6, Ja'von Franklin, Georgia Tech (3/8/23)

### Double-Double by a Player\*

By Pitt 23/10, Guillermo Diaz Graham vs. Jacksonville (11/17/23)  
By Opp. 14/10, Efton Reid, Wake Forest (1/31/24)

### Two Players with Double-Doubles in a Game\*

By Pitt 13/10, Federiko Federiko vs. NC A&T (11/6/23)  
18/12/10, Carlton Carrington vs. NC A&T (11/6/23)  
By Opp. 15/12, Hunter Tyson, Clemson (1/7/23)  
12/10, PJ Hall, Clemson (1/7/23)

### 20 - 20 Games (Points - Rebounds)

By Pitt 24/21, J. Champagnie vs. Gardner-Webb (12/12/20)  
By Opp. 42/20, Bruce King, Iowa (12/30/76)

### 20 - 10 Game (Points - Rebounds)

By Pitt 23/10, Guillermo Diaz Graham vs. Jacksonville (11/17/23)  
By Opp. 26/10, Kyle Filipowski, Duke (1/9/24)

### 20 - 10 Game (Points - Assists)

By Pitt 21/10, Xavier Johnson vs. Louisville (1/9/19)  
By Opp. 20/11, John Gillon, Syracuse (1/7/17)

### 30 - 10 Game (Points - Rebounds)

By Pitt 32/13, John Hugley vs. Boston College (1/8/22)  
By Opp. 30/10, Keve Aluma, Virginia Tech (2/3/21)

### Triple-Double by a Player^

By Pitt 18/12/10, Carlton Carrington vs. NC A&T (11/6/23)  
By Opp. 14/10/11, Mike Griffin, Syracuse (2/27/01)

\*Double-doubles are points and rebounds unless otherwise indicated

^Triple-doubles are points, rebounds, and assists

PITT MISCELLANEOUS STATISTICS

Games as Leading Scorer

Blake Hinson	11
Carlton Carrington	6
Zack Austin	2
Jaland Lowe	2
Ishmael Leggett	1
Guillermo Diaz Graham	1

Games as Leading Rebounder

Ishmael Leggett	6
Federiko Federiko	5
Guillermo Diaz Graham	5
Blake Hinson	4
Zack Austin	3
Carlton Carrington	3
William Jeffress	2
Jaland Lowe	1

Games Leading in Assists

Carlton Carrington	14
Jaland Lowe	8
Ishmael Leggett	4
Zack Austin	1
Guillermo Diaz Graham	1
Federiko Federiko	1

20+ Point Scoring Games

Blake Hinson	9
Carlton Carrington	2
Jaland Lowe	2
Ishmael Leggett	1
Guillermo Diaz Graham	1
Zack Austin	1

Double-Figure Scoring Games

Blake Hinson	20
Carlton Carrington	18
Ishmael Leggett	16
Jaland Lowe	8
Guillermo Diaz Graham	7
Zack Austin	6
Federiko Federiko	2
Jorge Diaz Graham	1

Double-Figure Rebound Games

Federiko Federiko	2
Carlton Carrington	1
Ishmael Leggett	1
Guillermo Diaz Graham	1
Blake Hinson	1
William Jeffress	1

Double-Figure Assist Games

Carlton Carrington	1
--------------------	---

Triple-Doubles

Carlton Carrington	1
--------------------	---

Double-Doubles

Federiko Federiko	1
Carlton Carrington	1
Ishmael Leggett	1
Guillermo Diaz Graham	1

Pitt's First Substitution

Ishmael Leggett	7
Guillermo Diaz Graham	6
Federiko Federiko	6
William Jeffress	4
Jaland Lowe	4
Jorge Diaz Graham	2
Zack Austin	1

Offensive Fouls Drawn

Opponent	26
Pitt	22

Jaland Lowe	6
Jorge Diaz Graham	5
Blake Hinson	5
Ishmael Leggett	3
Guillermo Diaz Graham	2
Zack Austin	1

Jump Balls Controlled

Opponent	12
Pitt	11

Federiko Federiko	6
Guillermo Diaz Graham	5

Four-Point Plays

Opponent	1
Pitt	1

Carlton Carrington	1
--------------------	---

Three-Point Plays

Opponent	13
Pitt	25

Blake Hinson	7
Ishmael Leggett	4
Jaland Lowe	4
Zack Austin	3
Carlton Carrington	2
Guillermo Diaz Graham	2
Federiko Federiko	2
Jorge Diaz Graham	1

Dunks

Opponent	50
Pitt	64

Federiko Federiko	23
Zack Austin	15
Guillermo Diaz Graham	13
Blake Hinson	4
William Jeffress	4
Jorge Diaz Graham	2
Carlton Carrington	2
Ishmael Leggett	1

Technical Fouls / Flagrant 1s

Opponent	7
Pitt	5

Blake Hinson	2
Bench	1
Carlton Carrington	1
Ishmael Leggett	1

Largest Halftime Lead

35 [50-15] vs. NC A&T (11/6/23)

Largest Halftime Deficit

25 [48-23] vs. Duke (1/9/24)

Largest Halftime Deficit Overcome to Win

10 [37-27] vs. Wake Forest (1/31/24)

Largest Deficit Overcome to Win

12 vs. Wake Forest (1/31/24)

Largest Pitt Lead

52 [106-54, 2nd - 0:51] vs. Jacksonville (11/17/23)

Largest Pitt Deficit

34 [62-28, 2nd - 12:48] vs. Duke (1/9/24)

Largest Pitt Win

51 [107-56] vs. Jacksonville (11/17/23)

Largest Pitt Defeat

22 [75-53] vs. Duke (1/9/24)

Most Consecutive Points Scored

19 vs. NC A&T (11/6/23)

Most Consecutive Points Allowed

10 by Syracuse (12/30/23)  
10 by Duke (1/9/24)

Longest Winning Streak

4, 2x; Nov. 6-Nov. 17 & Dec. 6-Dec. 20

Longest Losing Streak

2, Nov. 28-Dec. 3 & Dec. 30-Jan. 3, Jan. 9-16

Largest Home Crowd

11,476 vs. Syracuse (1/9/24)

Largest Road Crowd

20,624 at Syracuse (12/30/23)

Largest Neutral Crowd

1,873 vs. Florida (11/22/23)

PITT'S 2023-24 RECORD WHEN ...

Plays at home	9-5
Plays on the road	5-2
Plays at neutral site	1-1
Record vs. the ACC (regular season)	6-6
Record against non-conference	9-2
Wins the game before	9-5
Loses the game before	5-3
Leads at half	13-1
Trails at half	2-7
Tied at half	0-0
Plays an overtime game	0-0
Shoots 50% or better	4-0
Shoots less than 50%	11-8
Opp. shoots 50% or less	13-7
Shoots better than opp.	12-0
Shoots worse than opp.	3-8
Shoots same as opp.	0-0
Has more FTs made than opp.	12-2
Has equal FTs made	0-2
Has less FTs made than opp.	3-4
Outrebounds opp.	13-2
Is outrebounded	1-6
Has equal rebounds	1-0
Has more TOs than opp.	4-4
Has equal or less TOs than opp.	11-4
Scores more/equal bench pts.	11-1
Scores less bench pts.	4-7
Plays a ranked opp. (AP)	1-2
Makes 7+ 3-Pt. shots	13-6
No Pitt player fouls out	12-7
1+ Pitt player fouls out	3-1
Has 15+ assists	7-2
Has 20+ assists	3-0
Wears white uniforms	10-4
Wears gold uniforms	1-2
Wears blue uniforms	4-1
Wears black uniforms	0-1
Plays in tournaments	1-1
Plays on television	11-8
Plays in November	5-2
Plays in December	4-2
Plays in January	4-4
Plays in February	2-0
Plays in March	0-0
Plays during the day	3-3
Plays at night	12-5
Plays on Sunday	0-1
Plays on Monday	2-0
Plays on Tuesday	1-4
Plays on Wednesday	4-1
Plays on Thursday	0-0
Plays on Friday	3-0
Plays on Saturday	5-2
Margin is 5 pts. or less	3-1
Margin is 10 pts. or less	5-4
Margin is between 11-20	5-3
Margin is more than 20	5-1
Has a 20-pt. scorer	8-5
Has a 30-pt. scorer	0-0
Scores 59 points or less	0-3
Scores 60+ points	15-5
Scores 70+ points	13-3
Scores 80+ points	9-0
Scores 90+ points	2-0
Scores 100+ points	2-0

BY STARTING LINEUP

Carrington, Leggett, Austin, Hinson, Federiko	7-3
Lowe, Carrington, Austin, Hinson, Federiko	5-1
Lowe, Carrington, Austin, Hinson, G. Diaz Graham	1-2
Carrington, Leggett, Jeffress, Hinson, G. Diaz Graham	2-0
Carrington, Leggett, Austin, Hinson, G. Diaz Graham	0-2

# PITT BASKETBALL IN THE POLLS

The Pitt basketball program has held a prominent spot in the national basketball scene for the past 16 seasons. The final national rankings are just one area to measure the Panthers success in that span. Pitt has finished in the Associated Press top 25 in eight of the past 17 seasons, including three times concluding the year ranked in the top 10 in the nation.

- Pitt has been ranked in the top 25 of the AP Poll at some point in 15 of the past 22 seasons.
- Pitt concluded the 2008-09 and 2010-11 season ranked No. 4 in the AP Poll.
- Pitt claimed its first No. 1 ranking in the AP Poll during the 2008-09 season.
- The Panthers have been ranked in the AP top 25 a total of 261 weeks.
- Pitt has been ranked in the top 10 of the AP Poll 117 times.
- The Panthers spent the entire 2008-09 season ranked in the top 10 of the AP Poll, including 17 weeks in the top 5 and three weeks ranked No. 1 overall.

AP POLL RECORDS								
ALL-TIME RECORD - RANKED			ALL-TIME RECORD - VS. RANKED					
Rk	W-L	Pct.	Rk	W-L	Pct.			
1	3-2	.600	1	2-18	.100			
2	11-6	.647	2	3-11	.214			
3	24-4	.857	3	5-15	.250			
4	36-7	.837	4	6-9	.400			
5	25-2	.926	5	8-9	.471			
6	17-4	.810	6	3-11	.214			
7	17-6	.739	7	3-5	.375			
8	8-5	.615	8	4-12	.250			
9	13-9	.591	9	8-11	.421			
10	15-3	.833	10	3-12	.200			
11	14-5	.737	11	7-21	.250			
12	11-4	.733	12	8-14	.364			
13	18-6	.750	13	7-8	.467			
14	11-2	.846	14	2-17	.105			
15	14-4	.778	15	8-12	.400			
16	11-7	.611	16	3-11	.214			
17	26-8	.765	17	5-10	.333			
18	12-9	.571	18	2-15	.118			
19	4-2	.667	19	6-11	.353			
20	14-6	.700	20	10-8	.556			
21	3-2	.600	21	0-11	.000			
22	17-11	.607	22	1-3	.250			
23	6-1	.857	23	4-5	.444			
24	8-3	.727	24	2-7	.222			
25	4-5	.444	25	7-5	.583			
Total	342-123	.735	Total	116-273	.298			

PITT IN THE AP POLL	
Total Polls Ranked	261
Top 10 Rankings	117
Longest Consecutive Polls Ranked	60
Current Streak	0
Years Ranked	
Total Years	24
Consecutive Years	13
Current Streak	1
Final Poll	
Total Polls	12
Top 10	5
High Rank	4
No. 1 Ranking	
Total Rankings	3
Most No. 1 Weeks in Succession	2
Weeks Ranked By Ranking	
First Ranked: Dec. 16, 1958 (No. 18)	
Last Ranked: Feb. 27, 2023 (No. 25)	
Rank	Weeks
No. 1	3
No. 2	11
No. 3	16
No. 4	21
No. 5	15
No. 6	12
No. 7	12
No. 8	7
No. 9	13
No. 10	10
No. 11	10
No. 12	9
No. 13	10
No. 14	8
No. 15	10
No. 16	13
No. 17	18
No. 18	11
No. 19	3
No. 20	12
No. 21	3
No. 22	14
No. 23	6
No. 24	8
No. 25	5



# 2023-24 BOX SCORES



Official Basketball Box Score - Final  
**Florida at Pittsburgh**  
11/20/23 Barclays Center, Brooklyn, NY  
2023 Novarax NIT Season Tip-Off

Game Time: 9:30 PM  
Game Duration: 2:32  
Attendance: 1,873

Officials: Pat Driscoll, Steve Anderson, Mike Palau

Florida - 86

Record: 4-1

NO. Name	Min	FG M-A	3P M-A	FT M-A	Rebounds OR DR TOT	Fouls PF FD	TP	AS	TO	ST	Blocks BS BA	+/-
4 Tyrese Samuel	F 30:31	9-11	0-2	2-6	3 7 10	1 7	20	3	0	3	3 0 15	
3 Micah Handlogien	C 00:49	0-1	0-0	0-0	0 0 0	1 0	0	0	0	0	0 0 -2	
1 Walter Clayton Jr.	G 31:12	11-17	6-8	0-0	0 5 5	2 0	28	2	2	2	1 0 12	
2 Riley Kugel	G 29:39	2-9	1-6	0-0	1 1 2	3 0	5	6	2	2	0 1 -1	
5 Will Richard	G 28:06	1-6	0-4	3-3	0 4 4	4 1	5	2	1	1	0 0 7	
21 Alex Gordon	24:15	4-8	0-0	3-5	1 5 6	2 3	11	1	1	1	2 -2	
0 Zyon Pullin	28:55	1-5	0-0	8-10	0 2 2	1 6	10	8	1	2	0 0 -5	
10 Thomas Haugh	21:59	3-8	1-3	0-0	1 4 5	5 0	7	1	1	0	1 2 15	
11 Denzel Aberdeen	04:34	0-1	0-1	0-0	0 1 1	0 0	0	1	1	0	0 0 8	
Team					1 1 2		0	0				
Totals		31-66	8-24	16-24	7 30 37	19 17	86	24	8	11	6 5 15	

Technical Fouls:NONE

Pittsburgh - 71

Record: 4-1

NO. Name	Min	FG M-A	3P M-A	FT M-A	Rebounds OR DR TOT	Fouls PF FD	TP	AS	TO	ST	Blocks BS BA	+/-
2 Blake Hinson	F 36:17	5-15	3-9	3-7	1 2 3	2 3	16	2	1	1	0 2 -8	
55 Zack Austin	F 23:15	3-6	0-3	4-5	2 7 9	0 3	10	0	1	1	0 0 -4	
33 Federico Federico	C 23:26	0-0	0-0	1-2	1 3 4	4 1	1	2	1	0	3 0 -8	
5 Ishmael Leggett	G 35:12	7-20	3-8	2-2	3 6 9	4 4	19	1	4	2	0 2 -10	
7 Carlton Carrington	G 35:28	6-15	2-7	0-1	2 2 4	2 2	14	7	3	0	0 2 -10	
25 Guillermo Diaz Graham	16:34	1-5	1-3	0-0	3 3 6	3 2	3	3	2	1	1 0 -7	
15 Jaland Lowe	09:20	1-3	0-1	0-0	0 2 2	0 0	2	0	1	0	0 0 -10	
24 William Jeffress	13:14	1-3	1-2	0-0	0 3 3	1 1	3	0	0	0	0 0 -16	
31 Jorge Diaz Graham	07:14	0-1	0-1	3-4	1 1 2	1 3	3	2	1	0	0 0 -10	
Team					2 2 4		0	0				
Totals		24-68	10-34	13-21	15 31 46	17 19	71	17	14	5	5 6 -15	

Technical Fouls:NONE

	FLA	PIT
Biggest lead	15 (2 <sup>nd</sup> 7:55)	9 (1 <sup>st</sup> 12:14)
Best Scoring Run	9 (2 <sup>nd</sup> 9:52)	7 (1 <sup>st</sup> 18:32)
Lead Changes	3	2
Times Tied	6	0
Time with Lead	18:49	15:45
Points from Turnovers	FLA 19 7	PIT 11 7
Second Chance	FLA 2 17	PIT 2 17
Fast Breaks	FLA 24 2	PIT 34 37
Bench	FLA 28 11	PIT 71

Shooting By Period
1 <sup>st</sup> FG% 12-35 34.3%
3PT% 5-17 29.4%
FT% 5-6 83.3%
2 <sup>nd</sup> FG% 12-33 36.4%
3PT% 5-17 29.4%
FT% 8-15 53.3%
GM FG% 24-68 35.3%
3PT% 10-34 29.4%
FT% 13-21 61.9%
Dead Ball Rebounds: 6.0



Official Basketball Box Score - Final  
**Oregon St. at Pittsburgh**  
11/24/23 Barclays Center, Brooklyn, NY  
2023 Novarax NIT Preseason Tip-Off

Game Time: 3:00 PM  
Game Duration: 1:57

Officials: Anthony Jordan, Ed Corliss, Trey Styons

Oregon St. - 51

Record: 3-3

NO. Name	Min	FG M-A	3P M-A	FT M-A	Rebounds OR DR TOT	Fouls PF FD	TP	AS	TO	ST	Blocks BS BA	+/-
34 Tyler Blodeau	F 26:51	4-10	0-4	2-2	1 3 4	3 2	10	2	1	1	0 0 -4	
24 KC Ikeke	C 22:02	4-8	0-0	1-3	1 5 6	3 4	9	0	1	1	0 0 -15	
0 Jordan Pope	G 34:40	4-10	1-5	2-2	0 0 0	0 2	11	4	2	1	0 0 -18	
1 Christian Wright	G 20:46	1-4	0-2	0-0	0 1 1	0 1	2	2	0	0	0 1 -20	
4 Dexter Alkano	G 33:07	2-7	0-4	8-10	1 4 5	2 6	12	2	0	0	0 0 -22	
15 Choi Marial	06:09	0-1	0-0	0-0	0 3 3	2 0	0	0	2	0	0 0 -5	
5 Justin Rochelin	08:32	0-4	0-3	0-0	0 0 0	1 0	0	0	0	0	0 1 -9	
12 Michael Rataj	13:15	1-2	0-0	0-0	0 3 3	1 2	2	1	1	1	0 0 -15	
11 DaJohn Craig	05:04	0-3	0-1	0-0	0 1 1	0 0	0	0	0	0	0 0 -6	
22 Thomas Ndong	09:27	1-2	1-2	0-0	1 0 1	4 0	3	0	1	0	0 0 -9	
3 Gavin Marrs	02:16	0-0	0-0	0-0	0 1 1	0 0	0	0	0	1	0 0 -2	
2 Josiah Lake II	15:54	0-1	0-0	2-2	2 2 4	3 1	2	0	1	3	0 0 1	
14 Jayden Stevens	01:57	0-0	0-0	0-2	0 0 0	0 1	0	0	0	0	0 0 -1	
Team					2 0 2		0	2				
Totals		17-52	2-21	15-21	8 23 31	19 19	51	11	14	8	0 3 -25	

Technical Fouls:NONE

Pittsburgh - 76

Record: 5-1

NO. Name	Min	FG M-A	3P M-A	FT M-A	Rebounds OR DR TOT	Fouls PF FD	TP	AS	TO	ST	Blocks BS BA	+/-
2 Blake Hinson	F 32:00	6-17	3-11	2-3	2 0 2	2 2	17	2	1	1	0 0 24	
55 Zack Austin	F 26:31	5-9	3-6	6-8	3 5 8	2 5	19	1	0	2	0 0 26	
33 Federico Federico	C 25:47	3-3	0-0	4-4	4 1 5	4 2	10	2	0	0	0 0 -29	
5 Ishmael Leggett	G 31:55	6-12	1-4	2-2	3 4 7	1 4	15	3	1	1	0 2 27	
7 Carlton Carrington	G 26:23	1-5	0-3	3-3	0 6 6	4 3	5	5	2	0	0 0 8	
25 Guillermo Diaz Graham	14:13	0-4	0-3	2-2	0 3 3	4 1	2	0	2	1	0 0 -2	
24 William Jeffress	08:00	0-1	0-0	1-2	0 2 2	0 1	1	0	0	0	0 0 -1	
31 Jorge Diaz Graham	12:02	2-3	1-2	0-0	3 1 4	0 1	5	0	1	0	0 0 -1	
15 Jaland Lowe	18:16	1-5	0-1	0-0	1 2 3	1 0	2	2	3	1	0 0 13	
8 Michael Hueitt Jr.	09:24	0-0	0-0	0-0	0 2 2	1 0	0	0	0	0	0 0 0	
12 KJ Marshall	01:29	0-1	0-1	0-0	0 0 0	0 0	0	0	1	0	0 0 0	
Team					1 1 2		0	0				
Totals		24-60	8-31	20-24	17 27 44	19 19	76	15	11	6	3 0 25	

Technical Fouls:NONE

	OSU	PIT
Biggest lead	2 (1 <sup>st</sup> 19:08)	25 (2 <sup>nd</sup> 3:24)
Best Scoring Run	6 (1 <sup>st</sup> 0:24)	8 (2 <sup>nd</sup> 12:05)
Lead Changes	1	2
Times Tied	0	2
Time with Lead	00:12	38:56
Points from Turnovers	OSU 11 18	PIT 22 32
Second Chance	OSU 27 24	PIT 7 26
Fast Breaks	OSU 4 2	PIT 7 10
Bench	OSU 7 10	PIT 39 37



Official Basketball Box Score - Final  
**Missouri at Pitt**  
11/28/23 Petersen Events Center, Pittsburgh  
2023-24 Men's Basketball

Game Time: 7:30 PM  
Game Duration: 2:06  
Attendance: 7,390

Officials: Ted Valentine, Bert Smith, Clarence Armstrong

Missouri - 71

Record: 6-2

NO. Name	Min	FG M-A	3P M-A	FT M-A	Rebounds OR DR TOT	Fouls PF FD	TP	AS	TO	ST	Blocks BS BA	+/-
23 Aidan Shaw	F 19:59	2-2	0-0	0-0	1 3 4	2 0	4	0	0	0	1 0 -7	
35 Noah Carter	F 27:38	5-9	1-2	2-2	0 8 8	4 2	13	2	1	0	0 1 18	
2 Tamar Bates	G 19:39	4-8	2-3	2-2	1 1 2	1 2	12	0	0	0	0 0 -4	
10 Nick Honor	G 23:13	0-6	0-1	1 0 1	4 2	0	4	1	0	0	0 1 -2	
55 Sean East II	G 33:42	7-13	3-4	4-6	0 5 5	4 3	21	4	5	1	0 0 14	
0 Jordan Butler	06:47	0-0	0-0	0-0	0 0 0	2 0	0	0	0	0	1 0 -3	
14 Anthony Robinson II	13:16	2-5	0-2	1-1	1 1 2	1 3	5	1	0	3	0 0 1	
31 Caleb Grill	25:42	4-8	2-5	0-0	3 2 5	2 1	10	1	0	0	1 0 -1	
11 Trent Pierce	03:44	0-1	0-1	0-2	0 0 0	0 1	0	0	0	0	0 0 -4	
75 Connor Vanover	20:40	3-8	0-2	0-0	3 4 7	0 0	6	1	1	0	2 0 9	
4 Curt Lewis	04:28	0-0	0-0	0-0	0 1 1	0 0	0	1	0	0	0 0 7	
45 Mabor Majak	01:12	0-0	0-0	0-0	0 0 0	0 0	0	0	0	0	0 0 1	
Team					1 0 1		0	3				
Totals		27-60	8-22	9-14	11 25 36	20 14	71	14	10	6	4 3 7	

Technical Fouls:NONE

Pitt - 64

Record: 5-2

NO. Name	Min	FG M-A	3P M-A	FT M-A	Rebounds OR DR TOT	Fouls PF FD	TP	AS	TO	ST	Blocks BS BA	+/-
2 Blake Hinson	F 38:41	7-12	5-8	3-6	0 5 5	1 3	22	1	0	0	0 0 -10	
55 Zack Austin	F 32:09	1-4	1-3	2-2	0 4 4	1 1	5	0	0	1	2 0 -7	
33 Federico Federico	C 23:33	0-2	0-0	3-6	5 1 6	1 5	3	0	0	0	2 0 -6	
5 Ishmael Leggett	G 32:10	1-8	0-5	8-8	1 6 7	2 5	10	3	6	2	0 1 -1	
7 Carlton Carrington	G 36:14	4-14	1-7	4-4	1 6 7	3 2	13	4	3	0	0 1 -8	
25 Guillermo Diaz Graham	16:27	2-2	0-0	1-1	1 1 2	3 2	5	0	0	0	0 0 -1	
15 Jaland Lowe	11:36	1-1	0-0	2-2	0 0 0	1 1	4	0	2	0	0 0 -5	
24 William Jeffress	03:18	0-1	0-0	0-0	0 0 0	0 0	0	0	0	0	0 0 1	
31 Jorge Diaz Graham	05:52	0-3	0-2	2-2	1 1 2	2 1	2	0	0	1	1 0 2	
Team					0 0 0		0	0				
Totals		16-47	7-25	25-31	9 24 33	14 20	64	8	11	4	3 4 -7	

Technical Fouls:NONE

	Mizzou	Pitt
Biggest lead	10 (2 <sup>nd</sup> 5:58)	6 (1 <sup>st</sup> 7:41)
Best Scoring Run	8 (2 <sup>nd</sup> 13:03)	8 (1 <sup>st</sup> 7:41)
Lead Changes	15	3
Times Tied	8	6
Time with Lead	24:29	11:42
Points from Turnovers	Mizzou 9 11	Pitt 30 12
Second Chance	Mizzou 30 12	Pitt 11 13
Fast Breaks	Mizzou 5 6	Pitt 35 29
Bench	Mizzou 21 11	Pitt 64



Official Basketball Box Score - Final  
**Clemson at Pitt**  
12/03/23 Petersen Events Center, Pittsburgh  
2023-24 Men's Basketball

Game Time: 2:00 PM  
Game Duration: 2:00  
Attendance: 7,713

Officials: Brian O'Connell, Brent Hampton, Tony Henderson

Clemson - 79

Record: 7-0 (1-0)

NO. Name	Min	FG M-A	3P M-A	FT M-A	Rebounds OR DR TOT	Fouls PF FD	TP	AS	TO	ST	Blocks BS BA	+/-
4 Ian Schieffelin	F 26:23	3-7	0-0	2-2	7 10 17	3 3	8	0	1	1	0 5	
21 Chauncey Wiggins	F 30:32	4-11	2-8	2-2	0 3 3	2 1	12	1	1	0	0 9	
24 PJ Hall	F 33:45	9-14	3-6	1-3	1 10 11	4 3	22	3	3	1	0 4	
1 Chase Hunter	G 28:09	1-9	0-5	2-2	0 1 1	4 2	4	5	2	0	0 13	
11 Joseph Girard III	G 34:20	7-10	6-9	5-5	0 1 1	3 5	25	2	1	1	0 0 14	
10 RJ Godfrey	13:37	2-3	0-0	0-1	0 2 2	0 2	4	0	0	0	0 1 4	
2 Dillon Hunter	17:04	0-2	0-1	0-0	1 2 3	2 0	0	2	0	0	0 1 4	
33 Bas Leyte	06:15	1-1	0-0	0-0	1 0 1	1 0	2	1	0	0	0 5	
0 Josh Beadle	09:55	1-3	0-1	0-0	0 0 0	0 0	2	1	1	0	0 0 1	
Team					1 0 1				0	0		
Totals		28-60	11-30	12-15	11 29 40	19 16	79	15	9	5	1 4 9	

2023-24 BOX SCORES

NCAA

Official Basketball Box Score - Final

Pitt at West Virginia

12/06/23 WVU Coliseum, Morgantown, W.Va.

2023-24 Men's Basketball

Game Time: 9:00 PM

Game Duration: 1:53

Attendance: 12,301

Canisius at Pitt

12/09/23 Petersen Events Center, Pittsburgh

2023-24 Men's Basketball

Game Time: 6:00 PM

Game Duration: 1:58

Attendance: 7,808

Pitt - 80

Record: 6-3

NO. Name	Min	FG M-A	3P M-A	FT M-A	Rebounds OR DR TOT	Fouls PF FD	TP	AS	TO	ST	Blocks BS BA	+/-
2 Blake Hinson	F 34:37	10-19	9-15	0-0	1 6 7	3 3	29	0	1	0	0	9
55 Zack Austin	F 16:50	0-3	0-3	0-0	0 2 2	0 0	0	0	0	1	0	0
33 Federico Federico	C 14:05	0-1	0-0	0-0	1 0 1	4 0	0	0	3	0	1	0
5 Ishmael Leggett	G 20:44	3-7	0-2	4-4	0 2 2	2 2	10	0	0	0	1	7
7 Carlton Carrington	G 38:52	6-13	3-8	1-1	1 3 4	1 2	16	9	1	1	0	19
31 Jorge Diaz Graham	14:50	1-6	1-5	0-0	0 6 6	1 2	3	2	1	1	0	9
25 Guillermo Diaz Graham	25:02	6-7	3-4	0-0	0 0 0	3 0	15	0	0	0	1	17
24 William Jeffress	25:51	0-2	0-1	1-2	3 6 9	3 3	0	0	0	1	1	22
15 Jalard Lowe	09:08	3-4	0-0	0-0	0 0 0	0 0	6	1	0	0	0	1
Team					0 2 2		0					
Totals		29-62	16-38	6-7	6 27 33	17 12	80	12	6 4	4 4	1 7	

Technical Fouls:Leggett 1<sup>st</sup>19:16

Canisius - 71

Record: 6-5

NO. Name	Min	FG M-A	3P M-A	FT M-A	Rebounds OR DR TOT	Fouls PF FD	TP	AS	TO	ST	Blocks BS BA	+/-
4 Youri Fritz	F 16:19	2-2	0-0	0-0	0 0 0	2 0	4	1	0	0	0	-6
23 Frank Mitchell	F 27:37	6-8	0-0	0-0	0 9 9	2 0	12	1	4	2	0	-11
0 Tre Dinkins	G 38:18	5-12	3-8	2-2	0 1 1	2 2	15	3	2	1	0	-10
5 Siem Uijendaal	G 38:31	6-8	1-2	5-5	0 6 6	2 4	18	5	4	0	0	-13
21 TJ Gadsden	G 34:33	1-6	1-5	3-3	2 3 5	2 1	6	3	1	0	0	-12
12 Bryce Okpoh	24:41	3-6	1-3	0-0	1 1 2	2 0	7	0	2	0	0	-8
3 Cam Palesse	08:38	1-2	1-1	0-0	0 0 0	1 1	3	1	1	0	0	1
2 TJ Porter	11:23	2-5	2-5	0-0	0 1 1	2 0	6	0	0	0	0	3
Team					0 1 1		0		1			
Totals		26-49	9-24	10-10	3 22 25	15 8	71	14	15 3	1 1	-11	

Technical Fouls:NONE

West Virginia - 63

Record: 3-5

NO. Name	Min	FG M-A	3P M-A	FT M-A	Rebounds OR DR TOT	Fouls PF FD	TP	AS	TO	ST	Blocks BS BA	+/-
9 Ofri Naveh	F 35:00	5-13	1-5	0-0	0 4 4	1 3	11	3	1	0	1	-8
11 Quinn Slazinski	F 34:36	6-11	1-4	9-10	0 6 6	2 6	22	1	3	0	0	1
22 Josiah Harris	F 26:23	0-5	0-2	0 2 2	3 1 1	2 1	0	1	0	0	0	-1
7 Jesse Edwards	C 34:35	8-11	0-1	4-4	2 7 9	2 4	20	0	2	0	2	-14
2 Kobe Johnson	G 35:11	2-7	0-1	2-2	1 4 5	1 1	6	4	1	2	1	-23
13 Akok Akok	07:36	0-2	0-1	0-0	1 1 2	0 1	0	0	0	0	0	-1
14 Seth Wilson	21:50	1-3	1-3	0-0	0 2 2	3 0	3	1	0	0	0	-24
24 Pat Suemnick	03:13	0-1	0-1	0-0	0 0 0	1 0	0	0	1	0	0	-7
5 Jeremiah Bemby	01:36	0-0	0-0	0-0	0 0 0	0 0	0	0	0	0	0	3
Team					1 1 2		0					
Totals		22-53	3-20	16-18	5 27 32	13 16	63	11	9 2	4 4	-17	

Technical Fouls:Edwards 2<sup>nd</sup>12:13

Canisius - 73

Record: 7-3

NO. Name	Min	FG M-A	3P M-A	FT M-A	Rebounds OR DR TOT	Fouls PF FD	TP	AS	TO	ST	Blocks BS BA	+/-
2 Blake Hinson	F 36:41	8-13	3-4	7-7	1 4 5	3 4	26	0	1	0	0	15
55 Zack Austin	F 05:43	0-0	0-0	0-0	0 2 2	0 1	0	1	0	0	0	0
33 Federico Federico	C 19:10	2-2	0-0	1-2	1 0 1	1 2	5	1	2	0	0	12
5 Ishmael Leggett	G 36:01	5-9	3-5	0-1	1 4 5	0 2	13	5	1	1	0	16
7 Carlton Carrington	G 31:57	7-16	2-9	0-0	0 4 4	2 1	16	5	2	1	1	0
24 William Jeffress	21:39	2-6	2-2	0-0	2 1 3	0 1	6	0	0	1	0	-7
25 Guillermo Diaz Graham	20:50	3-4	1-1	0-2	1 1 2	2 2	7	1	1	0	0	-1
15 Jalard Lowe	13:42	2-5	0-1	0-0	0 2 2	0 1	4	1	1	2	0	-5
31 Jorge Diaz Graham	14:17	2-3	1-2	0-0	0 0 0	0 1	5	2	3	0	0	12
Team					0 1 1		0		0			
Totals		31-58	12-24	8-12	6 19 25	8 15	82	16	8 8	1 1	11	

Technical Fouls:NONE

Biggest lead

20 (2<sup>nd</sup> 3:26)

6 (1<sup>st</sup> 16:29)

Best Scoring Run

10 (1<sup>st</sup> 8:46)

8 (1<sup>st</sup> 16:29)

Lead Changes

8

Times Tied

2

Time with Lead

27:03

10:58

Can

Pitt

Biggest lead

7 (2<sup>nd</sup> 13:15)

11 (2<sup>nd</sup> 1:00)

Best Scoring Run

8 (2<sup>nd</sup> 15:51)

9 (2<sup>nd</sup> 10:34)

Lead Changes

15

Times Tied

8

Time with Lead

13:42

22:00

Points from Turnovers

Can

Pitt

Paint

Can

Pitt

Second Chance

Can

Pitt

Fast Breaks

Can

Pitt

Bench

Can

Pitt

Period by Period Scoring

1st

2nd

TOT

Can

41

30

71

Pitt

40

42

82

NCAA

Official Basketball Box Score - Final

South Carolina State at Pitt

12/16/23 Petersen Events Center, Pittsburgh, PA

2023-24 Men's Basketball

Game Time: 2:00 PM

Game Duration: 2:01

Attendance: 6,370

South Carolina State - 50

Record: 3-9

NO. Name	Min	FG M-A	3P M-A	FT M-A	Rebounds OR DR TOT	Fouls PF FD	TP	AS	TO	ST	Blocks BS BA	+/-
4 Caleb McCarty	F 21:56	1-4	0-0	0-0	1 3 4	2 0	2	1	0	3	1	-15
13 Drayton Jones	F 16:13	2-2	0-0	0-0	0 0 0	5 0	4	0	2	0	0	-3
55 Davion Everett	F 24:59	0-6	0-1	2-2	1 1 2	3 1	2	1	2	1	3	-30
12 Mitchell Taylor	G 16:06	3-6	0-1	0-0	1 3 4	0 1	6	0	3	1	0	-19
24 Shannon Alston	G 16:46	0-3	0-0	0-0	3 3 2	0 0	0	3	1	0	0	-15
1 Altba Taylor	21:49	4-6	1-3	5-5	1 1 2	1 3	14	1	4	0	0	-23
3 Michael Teal	15:04	2-4	1-2	2-2	0 0 0	0 2	7	0	2	0	0	-12
22 James Marrow	14:27	1-4	1-1	2-2	0 2 2	0 1	5	0	1	1	1	-11
42 Dallas James	11:07	0-1	0-0	0-0	1 2 3	1 1	0	0	0	0	3	-15
0 Omar Croskey	11:45	1-6	0-3	2-2	1 2 3	1 1	4	1	1	1	0	-9
2 Jordan Simpson	08:59	1-3	0-1	1-3	0 1 1	1 2	3	0	1	0	0	-14
11 Wilson Dubinsky	16:31	0-9	0-8	0-0	1 3 4	0 0	0	1	0	0	0	-12
5 Raquan Brown	02:46	1-3	1-2	0-0	0 0 0	1 0	3	0	0	0	0	-3
14 John Seay-Oliver	01:32	0-0	0-0	0-0	2 0 2	0 0	0	0	0	0	0	1
Team					6 0 6		0		1			
Totals		16-57	4-22	14-16	15 21 36	17 11	50	8	18 6	6 8	-36	

Shooting By Period

1<sup>st</sup> FG% 9-31 25.9%

3PT% 2-13 15.4%

FT% 2-2 100%

2<sup>nd</sup> FG% 8-26 30.8%

3PT% 2-9 22.2%

FT% 12-14 85.7%

GM FG% 16-57 28.1%

3PT% 4-22 18.2%

FT% 14-16 87.5%

Dead Ball Rebounds: 1-0

Purdue Fort Wayne - 48

Record: 11-2

NO. Name	Min	FG M-A	3P M-A	FT M-A	Rebounds OR DR TOT	Fouls PF FD	TP	AS	TO	ST	Blocks BS BA	+/-
32 Eric Mulder	F 23:31	1-3	0-0	0-2	2 6 8	1 2	2	0	1	1	0	-22
0 Rasheed Bello	G 37:16	4-13	0-5	3-4	0 0 0	1 7	11	4	4	1	1	-10
1 Jalen Jackson	G 29:06	5-10	0-2	0-0	0 3 3	3 2	10	1	0	1	0	-7
3 Quinton Morton-Roberts	G 22:49	2-7	1-5	0-0	0 2 2	5 0	5	0	2	1	0	-25
22 Anthony Roberts	G 36:26	4-15	1-5	0-0	2 6 8	0 0	9	0	3	0	1	-9
11 Maximus Nelson	24:47	2-5	2-5	0-0	0 5 5	3 1	6	1	0	2	0	-6
5 Johnathan DeJurnett	08:49	0-0	0-0	0-0	0 1 1	1 0	0	0	0	0	1	0
10 Corey Hadnot II	17:16	2-6	1-4	0-0	0 3 3	2 0	5	0	1	0	0	7
Team					1 2 3		0		2			
Totals		20-59	5-26	3-6	5 28 33	16 12	48	6	13 6	3 5	-14	

Shooting By Period

1<sup>st</sup> FG% 8-26 30.8%

3PT% 1-13 7.7%

FT% 0-0 0%

2<sup>nd</sup> FG% 12-33 36.4%

3PT% 4-13 30.8%

FT% 3-6 50.0%

GM FG% 20-59 33.9%

3PT% 5-26 19.2%

FT% 3-6 50.0%

Dead Ball Rebounds: 1-0

Pitt - 62

Record: 9-3

NO. Name	Min	FG M-A	3P M-A	FT M-A	Rebounds OR DR TOT	Fouls PF FD	TP	AS	TO	ST	Blocks BS BA	+/-
2 Blake Hinson	F 32:12	2-10	4-4	1-2	1 9 10	1 2	5	2	2	0	0	11
24 William Jeffress	F 15:36	1-5	0-1	0-0	3 0 3	0 0	2	0	2	0	0	11
25 Guillermo Diaz Graham	F 30:22	5-8	0-1	3-6	1 7 8	2 5	13	3	1	2	3	23
5 Ishmael Leggett	G 30:08	3-11	1-3	2-2	2 4 6	1 2	9	3	2	0	2	18
7 Carlton Carrington	G 29:09	6-14	0-7	0-0	1 3 4	4 2	12	0	2	1	1	13
15 Jaland Lowe	20:43	1-9	0-1	0-0	1 4 5	1 1	2	3	1	0	0	-3
33 Federico Federico	09:38	1-1	0-0	3-4	0 1 1	2 2	5	0	1	0	0	-9
56 Zack Austin	21:51	4-6	1-2	3-3	2 4 6	1 2	12	2	1	1	1	0
31 Jorge Diaz Graham	10:21	1-2	0-1	0-0	1 2 3	0 0	2	0	0	0	0	-3
Team					5 3 8		0		0			
Totals		24-66	2-20	12-17	18 36 54	12 16	62	13	13 6	5 3	14	

Shooting By Period

1<sup>st</sup> FG% 13-30 43.3%

3PT% 4-13 30.8%

FT% 6-8 75%

2<sup>nd</sup> FG% 18-32 56.3%

3PT% 5-11 45.5%

FT% 9-13 69.2%

GM FG% 31-62 50.0%

3PT% 9-24 37.5%

FT% 15-21 71.4%

Dead Ball Rebounds: 3-0

Technical Fouls:NONE

Period by Period Scoring

Biggest lead	0 (1 <sup>st</sup> 20:00)	24 (2 <sup>nd</sup> 5:12)	Points from		Turnovers	10 19	Period by Period Scoring		
			PFW	Pitt			1st	2nd	TOT
Best Scoring Run	8 (2 <sup>nd</sup> 11:46)	8 (1 <sup>st</sup> 15:18)	Paint	28	38				
Lead Changes	0	0	Second Chance	5	11	PFW	17	31 48	
Times Tied	0	0	Fast Breaks	7	6	Pitt	31	31 62	
Time with Lead	00:00	39:45	Bench	11	21				

South Carolina State - 50

Record: 3-9

NO. Name	Min	FG M-A	3P M-A	FT M-A	Rebounds OR DR TOT	Fouls PF FD	TP	AS	TO	ST	Blocks BS BA	+/-
4 Caleb McCarty	F 21:56	1-4	0-0	0-0	1 3 4	2 0	2	1	0	3	1	-15
13 Drayton Jones	F 16:13	2-2	0-0	0-0	0 0 0	5 0	4	0	2	0	0	-3
55 Davion Everett	F 24:59	0-6	0-1	2-2	1 1 2	3 1	2	1	2	1	3	-30
12 Mitchell Taylor	G 16:06	3-6	0-1	0-0	1 3 4	0 1	6	0	3	1	0	-19
24 Shannon Alston	G 16:46	0-3	0-0	0-0	3 3 2	0 0	0	3	1	0	0	-15
1 Altba Taylor	21:49	4-6	1-3	5-5	1 1 2	1 3	14	1	4	0	0	-23
3 Michael Teal	15:04	2-4	1-2	2-2	0 0 0	0 2	7	0	2	0	0	-12
22 James Marrow	14:27	1-4	1-1	2-2	0 2 2	0 1	5	0	1	1	1	-11
42 Dallas James	11:07	0-1	0-0	0-0	1 2 3	1 1	0	0	0	0	3	-15
0 Omar Croskey	11:45	1-6	0-3	2-2	1 2 3	1 1	4	1	1	1	0	-9
2 Jordan Simpson	08:59	1-3	0-1	1-3	0 1 1	1 2	3	0	1	0	0	-14
11 Wilson Dubinsky	16:31	0-9	0-8	0-0	1 3 4	0 0	0	1	0	0	0	-12
5 Raquan Brown	02:46	1-3	1-2	0-0	0 0 0	1 0	3	0	0	0	0	-3
14 John Seay-Oliver	01:32	0-0	0-0	0-0	2 0 2	0 0	0	0	0	0	0	1
Team					6 0 6		0		1			
Totals		16-57	4-22	14-16	15 21 36	17 11	50	8	18 6	6 8	-36	

Shooting By Period

1<sup>st</sup> FG% 9-31 25.9%

3PT% 2-13 15.4%

FT% 2-2 100%

2<sup>nd</sup> FG% 8-26 30.8%

3PT% 2-9 22.2%

FT% 12-14 85.7%

GM FG% 16-57 28.1%

3PT% 4-22 18.2%

FT% 14-16 87.5%

Dead Ball Rebounds: 1-0

Purdue Fort Wayne - 48

Record: 11-2

NO. Name	Min	FG M-A	3P M-A	FT M-A	Rebounds OR DR TOT	Fouls PF FD	TP	AS	TO	ST	Blocks BS BA	+/-
32 Eric Mulder	F 23:31	1-3	0-0	0-2	2 6 8	1 2	2	0	1	1	0	-22
0 Rasheed Bello	G 37:16	4-13	0-5	3-4	0 0 0	1 7	11	4	4	1	1	-10
1 Jalen Jackson	G 29:06	5-10	0-2	0-0	0 3 3	3 2	10	1	0	1	0	-7
3 Quinton Morton-Roberts	G 22:49	2-7	1-5	0-0	0 2 2	5 0	5	0	2	1	0	-25
22 Anthony Roberts	G 36:26	4-15	1-5	0-0	2 6 8	0 0	9	0	3	0	1	-9
11 Maximus Nelson	24:47	2-5	2-5	0-0	0 5 5	3 1	6	1	0	2	0	-6
5 Johnathan DeJurnett	08:49	0-0	0-0	0-0	0 1 1	1 0	0	0	0	0	1	0
10 Corey Hadnot II	17:16	2-6	1-4	0-0	0 3 3	2 0	5	0	1	0	0	7
Team					1 2 3		0		2			
Totals		20-59	5-26	3-6	5 28 33	16 12	48	6	13 6	3 5	-14	

Shooting By Period

1<sup>st</sup> FG% 8-26 30.8%

3PT% 1-13 7.7%

FT% 0-0 0%

2<sup>nd</sup> FG% 12-33 36.4%

3PT% 4-13 30.8%

FT% 3-6 50.0%

GM FG% 20-59 33.9%

3PT% 5-26 19.2%

FT% 3-6 50.0%

Dead Ball Rebounds: 1-0

Pitt - 62

Record: 9-3

NO. Name	Min	FG M-A	3P M-A	FT M-A	Rebounds OR DR TOT	Fouls PF FD	TP	AS	TO	ST	Blocks BS BA	+/-
2 Blake Hinson	F 32:12	2-10	4-4	1-2	1 9 10	1 2	5	2	2	0	0	11
24 William Jeffress	F 15:36	1-5	0-1	0-0	3 0 3	0 0	2	0	2	0	0	11
25 Guillermo Diaz Graham	F 30:22	5-8	0-1	3-6	1 7 8	2 5	13	3	1	2	3	23
5 Ishmael Leggett	G 30:08	3-11	1-3	2-2	2 4 6	1 2	9	3	2	0	2	18
7 Carlton Carrington	G 29:09	6-14	0-7	0-0	1 3 4	4 2	12	0	2	1	1	13
15 Jaland Lowe	20:43	1-9	0-1	0-0	1 4 5	1 1	2	3	1	0	0	-3
33 Federico Federico	09:38	1-1	0-0	3-4	0 1 1	2 2	5	0	1	0	0	-9
56 Zack Austin	21:51	4-6	1-2	3-3	2 4 6	1 2	12	2	1	1	1	0
31 Jorge Diaz Graham	10:21	1-2	0-1	0-0	1 2 3	0 0	2	0	0	0	0	-3
Team					5 3 8		0		0			
Totals		24-66	2-20	12-17	18 36 54	12 16	62	13	13 6	5 3	14	

Shooting By Period

1<sup>st</sup> FG% 13-30 43.3%

3PT% 4-13 30.8%

FT% 6-8 75%

2<sup>nd</sup> FG% 18-32 56.3%

3PT% 5-11 45.5%

FT% 9-13 69.2%

GM FG% 31-62 50.0%

3PT% 9-24 37.5%

FT% 15-21 71.4%

Dead Ball Rebounds: 3-0

Technical Fouls:NONE

Period by Period Scoring

Biggest lead	0 (1 <sup>st</sup> 20:00)	24 (2 <sup>nd</sup> 5:12)	Points from		Turnovers	10 19	Period by Period Scoring		
			PFW	Pitt			1st	2nd	TOT
Best Scoring Run	8 (2 <sup>nd</sup> 11:46)	8 (1 <sup>st</sup> 15:18)	Paint	28	38				
Lead Changes	0	0	Second Chance	5	11	PFW	17	31 48	
Times Tied	0	0	Fast Breaks	7	6	Pitt	31	31 62	
Time with Lead	00:00	39:45	Bench	11	21				

South Carolina State - 50

Record: 3-9

NO. Name	Min	FG M-A	3P M-A	FT M-A	Rebounds OR DR TOT	Fouls PF FD	TP	AS	TO	ST	Blocks BS BA	+/-
4 Caleb McCarty	F 21:56	1-4	0-0	0-0	1 3 4	2 0	2	1	0	3	1	-15
13 Drayton Jones	F 16:13	2-2	0-0	0-0	0 0 0	5 0	4	0	2	0	0	-3
55 Davion Everett	F 24:59	0-6	0-1	2-2	1 1 2	3 1	2	1	2	1	3	-30
12 Mitchell Taylor	G 16:06	3-6	0-1	0-0	1 3 4	0 1	6	0	3	1	0	-19
24 Shannon Alston	G 16:46	0-3	0-0	0-0	3 3 2	0 0	0	3	1	0	0	-15
1 Altba Taylor	21:49	4-6	1-3	5-5	1 1 2	1 3	14	1	4	0	0	-23
3 Michael Teal	15:04	2-4	1-2	2-2	0 0 0	0 2	7	0	2	0	0	-12
22 James Marrow	14:27	1-4	1-1	2-2	0 2 2	0 1	5	0	1	1	1	-11
42 Dallas James	11:07	0-1	0-0	0-0	1 2 3	1 1	0	0	0	0	3	-15
0 Omar Croskey	11:45	1-6	0-3	2-2	1 2 3	1 1	4	1	1	1	0	-9
2 Jordan Simpson	08:59	1-3	0-1	1-3	0 1 1	1 2	3	0	1	0	0	-14
11 Wilson Dubinsky	16:31	0-9	0-8	0-0	1 3 4	0 0	0	1	0	0	0	-12
5 Raquan Brown	02:46	1-3	1-2	0-0	0 0 0	1 0	3	0	0	0	0	-3
14 John Seay-Oliver	01:32	0-0	0-0	0-0	2 0 2	0 0	0	0	0	0	0	1
Team					6 0 6		0		1			
Totals		16-57	4-22	14-16	15 21 36	17 11	50	8	18 6	6 8	-36	

Shooting By Period

1<sup>st</sup> FG% 9-31 25.9%

3PT% 2-13 15.4%

FT% 2-2 100%

2<sup>nd</sup> FG% 8-26 30.8%

2023-24 BOX SCORES



Official Basketball Box Score - Final  
**Pittsburgh at Syracuse**  
12/30/23 JMA Wireless Dome, Syracuse  
2023-24 Men's Basketball

Game Time: 12:00 PM  
Game Duration: 2:08  
Attendance: 20,642

Officials: Ron Groover, Jeffery Anderson, Clarence Armstrong

Pittsburgh - 73

Record: 9-4 (0-2)

NO. Name	Min	FG M-A	3P M-A	FT M-A	Rebounds OR DR TOT	Fouls PF FO	TP	AS	TO	ST	Blocks BS BA	+/-
2 Blake Hinson	F 37:42	3-12	1-7	4-7	1 3 4	5 6	11	0	3	1	0 0	-9
25 Guillermo Diaz Graham	F 18:59	5-9	3-4	1-4	2 3 5	3 3	14	0	3	2	2 1	3
55 Zack Austin	F 19:20	3-4	3-3	0-0	1 3 4	1 0	9	1	1	1	0 0	-8
5 Ishmael Leggett	G 29:03	2-10	0-2	1-2	1 2 3	1 4	5	0	0	0	2 -8	
7 Carlton Carrington	G 34:06	6-12	2-4	3-5	2 5 7	1 4	17	5	5	1	0 1	-10
33 Federico Federico	21:01	3-4	0-0	0-2	2 3 5	3 1	6	1	2	0	1 1	-11
24 William Jeffress	20:56	1-1	0-0	0-0	4 6 10	4 1	2	1	0	0	0 0	-1
15 Jaland Lowe	16:51	3-8	1-3	2-4	0 0 0	1 1	9	4	0	0	0 1	2
31 Jorge Diaz Graham	02:02	0-2	0-2	0-0	0 0 0	0 1	0	0	0	0	0 0	2
Team					1 0 1		0		1			
Totals		26-62	10-25	11-24	14 25 39	19 21	73	12	15	5	3 6	-8

Technical Fouls:NONE

Syracuse - 81

Record: 10-3 (1-1)

NO. Name	Min	FG M-A	3P M-A	FT M-A	Rebounds OR DR TOT	Fouls PF FO	TP	AS	TO	ST	Blocks BS BA	+/-
4 Chris Bell	F 18:57	3-9	0-4	0-0	0 2 2	3 1	4	1	1	0	0 1	-8
10 Naheem McLeod	C 08:56	0-1	0-0	2-2	0 1 1	0 1	2	0	0	1	4 -1	-3
2 JJ Starling	G 35:46	4-9	1-3	0-0	0 1 1	0 1	9	3	1	2	0 0	11
3 Judah Mintz	G 37:00	4-10	1-3	3-5	0 1 1	5 3	12	5	4	3	0 0	6
5 Justin Taylor	G 14:57	0-1	0-1	2-2	0 3 3	0 1	2	0	0	1	0 0	-5
1 Maliq Brown	31:04	7-10	0-1	1-1	2 6 8	4 2	15	1	1	2	1 0	11
24 Quadir Copeland	24:07	4-8	1-2	13-15	2 7 9	3 8	22	4	2	3	0 0	15
13 Benny Williams	24:05	6-10	0-3	3-5	1 6 7	3 3	15	2	2	0	1 0	13
0 Kyle Cuffe, Jr.	05:08	0-0	0-0	0-0	0 0 0	2 0	0	0	1	0	0 0	0
Team					4 4 8		0		0			
Totals		27-57	3-17	24-30	9 31 40	21 19	81	16	13	12	6 3	8

Technical Fouls:Team 1<sup>st</sup>0:47

	PITT	SYR
Biggest lead	11 (2 <sup>nd</sup> 18:54)	11 (2 <sup>nd</sup> 1:26)
Best Scoring Run	9 (1 <sup>st</sup> 0:39)	10 (2 <sup>nd</sup> 12:37)
Lead Changes	6	
Times Tied	7	
Time with Lead	14:23	20:25

Points from	PITT	SYR
Turnovers	11	16
Paint	32	42
Second Chance	14	7
Fast Breaks	14	20
Bench	17	52

Period by Period Scoring			
	1st	2nd	TOT
PITT	38	35	73
SYR	30	51	81

Shooting By Period		
1 <sup>st</sup> FG%	14-31	45.2%
3PT%	5-9	55.6%
FT%	5-9	55.6%
2 <sup>nd</sup> FG%	12-31	38.7%
3PT%	5-16	31.3%
FT%	6-15	40%
GM FG%	26-62	41.9%
3PT%	10-25	40.0%
FT%	11-24	45.8%

Dead Ball Rebounds: 4, 0



Official Basketball Box Score - Final  
**North Carolina at Pitt**  
01/02/24 Petersen Events Center, Pittsburgh  
2023-24 Men's Basketball

Game Time: 7:00 PM  
Game Duration: 2:08  
Attendance: 9,770

Officials: Ted Valentine, Lee Cassel, Brian O'Connell

North Carolina - 70

Record: 10-3 (2-0)

NO. Name	Min	FG M-A	3P M-A	FT M-A	Rebounds OR DR TOT	Fouls PF FO	TP	AS	TO	ST	Blocks BS BA	+/-
5 Armando Bacot	F 35:12	5-10	0-1	6-6	3 7 10	1 4	16	1	1	3	0 1	17
55 Harrison Ingram	F 35:11	2-14	1-5	2-2	5 10 15	1 3	7	3	0	0	2 3	11
2 Elliot Cadeau	G 14:36	2-2	0-0	0-1	0 0 0	4 3	4	2	2	0	0 0	7
3 Cormac Ryan	G 32:27	3-9	0-2	4-4	1 6 7	4 2	10	0	0	2	0 1	15
4 RJ Davis	G 36:53	6-16	3-6	0-0	0 3 3	1 0	15	4	3	1	0 3	10
24 Jae'Lyn Withers	11:53	2-3	0-1	2-2	2 1 3	3 2	6	0	2	0	0 0	4
7 Seth Trimble	23:23	3-7	1-1	3-4	2 4 6	3 3	10	1	1	1	0 0	5
8 Paxson Wojcik	02:48	0-0	0-0	0-0	0 0 0	1 0	0	0	0	0	0 0	-3
13 Jalen Washington	07:39	0-2	0-1	2-3	0 2 2	1 2	2	1	0	0	2 -1	-1
Team					3 2 5		0		0			
Totals		23-63	5-17	19-22	16 35 51	19 19	70	12	9	5	7 8	13

Technical Fouls:NONE

Pitt - 57

Record: 9-5 (0-3)

NO. Name	Min	FG M-A	3P M-A	FT M-A	Rebounds OR DR TOT	Fouls PF FO	TP	AS	TO	ST	Blocks BS BA	+/-
2 Blake Hinson	F 31:08	4-16	2-11	1-3	0 4 4	3 2	11	0	1	0	0 1	-9
25 Guillermo Diaz Graham	F 24:44	4-11	1-6	1-2	2 2 4	2 1	10	0	1	2	4 0	-8
55 Zack Austin	F 20:10	0-2	0-1	0-0	0 2 2	1 0	0	0	0	2	0 -7	
5 Ishmael Leggett	G 32:21	2-6	0-0	0-0	3 5 8	1 3	4	1	0	0	2 -11	
7 Carlton Carrington	G 36:23	6-17	2-8	6-7	0 4 4	2 7	20	2	2	0	1 0	-9
33 Federico Federico	15:16	1-2	0-0	0-0	1 2 3	4	1	2	0	2	1 1	-5
15 Jaland Lowe	24:27	4-8	0-1	2-2	0 3 3	4 2	10	2	2	1	0 1	-13
31 Jorge Diaz Graham	11:41	0-4	0-2	0-1	4 1 5	1 3	0	1	1	0	0 1	-1
24 William Jeffress	03:50	0-2	0-0	0-0	1 0 1	1 0	0	0	0	0	0 1	-2
Team					3 4 7		0		1			
Totals		21-68	5-29	10-15	14 27 41	19 19	57	6	8	5	8 7	-13

Technical Fouls:NONE

	UNC	Pitt
Biggest lead	14 (2 <sup>nd</sup> 0:57)	7 (1 <sup>st</sup> 11:37)
Best Scoring Run	8 (1 <sup>st</sup> 6:48)	6 (1 <sup>st</sup> 15:03)
Lead Changes	3	
Times Tied	2	
Time with Lead	25:40	12:42

Points from	UNC	Pitt
Turnovers	2	5
Paint	26	24
Second Chance	15	1
Fast Breaks	10	7
Bench	18	12

Period by Period Scoring			
	1st	2nd	TOT
UNC	31	39	70
Pitt	28	29	57



Official Basketball Box Score - Final  
**Duke at Pitt**  
01/09/24 Petersen Events Center, Pittsburgh  
2023-24 Men's Basketball

Game Time: 9:00 PM  
Game Duration: 1:44  
Attendance: 11,476

Officials: Roger Ayers, Bert Smith, Pat Driscoll

Duke - 75

Record: 12-3 (3-1)

NO.	Name		Min	FG M-A	3P M-A	FT M-A	Rebounds OR DR TOT	Fouls PF FO	TP	AS	TO	ST	Blocks BS BA	+/-		
25	Mark Mitchell	F	21:11	1-4	0-1	2-4	1 2 3	2 2	4	0	1	0	0	0	22	
30	Kyle Filipowski	C	29:44	11-12	4-4	0-0	4 6 10	1 1	26	1	5	0	1	0	21	
0	Jared McCain	G	29:03	5-9	2-5	0-0	1 4 5	1 1	12	2	2	1	0	2	25	
1	Caleb Foster	G	26:31	3-6	2-3	0-0	0 2 2	3 0	8	7	2	0	0	0	8	
3	Jeremy Roach	G	29:44	3-9	1-4	2-2	0 2 2	2 0	9	4	0	1	0	0	26	
5	Tyrese Proctor		23:59	1-6	1-5	0-0	0 6 6	1 0	3	5	3	1	1	1	14	
15	Ryan Young		15:03	3-3	0-0	0-1	4 5 0	2 6	0	1	0	2	0	12		
2	Jaylen Blakes		10:43	0-1	0-0	0-1	1 3 2	0 0	0	0	1	0	0	0	-7	
13	Sean Stewart		08:22	1-3	0-0	2-2	3 1 4	0 3	4	0	0	1	1	1	-8	
12	TJ Power		05:40	1-3	1-2	0-0	1 0 1	1 0	3	0	0	0	0	0	-3	
Team							2 1 3		0	0	0	0				
Totals					29-56	11-25	6-9	13 29 42	14 11	75	19	14	5	5	4	22

Technical Fouls:NONE

Pitt - 53

Record: 10-8 (1-6)

NO. Name	Min	FG M-A	3P M-A	FT M-A	Rebounds OR DR TOT	Fouls PF FO	TP	AS	TO	ST	Blocks BS BA	+/-
2 Blake Hinson	F 29:08	3-8	3-7	0-1	0 2 2	2 3	9	0	0	1	1 0	-29
25 Guillermo Diaz Graham	F 25:07	1-6	1-2	4-4	3 5 8	1 7	7	1	2	5	0 -2	-8
55 Zack Austin	F 33:46	5-11	1-5	0-0	2 0 2	0 0	11	1	1	2	2 0	20
7 Carlton Carrington	G 34:48	4-16	2-9	0-0	0 4 4	2 1	10	2	2	0	0 1	-12
15 Jaland Lowe	G 30:57	3-10	1-2	2-2	0 2 2	0 1	9	2	4	1	0 1	-7
33 Federico Federico	14:53	1-1	0-0	0-0	3 1 4	2 0	2	3	1	2	0 0	-14
5 Ishmael Leggett	14:15	1-5	0-1	0-0	0 0 0	1 2	2	1	0	0	0 -25	
31 Jorge Diaz Graham	06:14	0-0	0-0	0-0	0 0 0	0 0	0	0	1	1	0 0	-7
24 William Jeffress	10:52	1-1	1-1	0-0	1 0 1	3 0	3	0	0	1	0 0	-7
Team					2 1 3		0		0			
Totals		19-58	9-27	6-7	11 15 26	11 14	53	10	10	13	4 5	-22

Technical Fouls:NONE

	Duke	Pitt
Biggest lead	34 (2 <sup>nd</sup> 12:48)	0 (1 <sup>st</sup> 20:00)
Best Scoring Run	10 (2 <sup>nd</sup> 12:48)	8 (2 <sup>nd</sup> 6:58)
Lead Changes	0	
Times Tied	0	
Time with Lead	38:58	00:00

Points from	Duke	Pitt
Turnovers	15	13
Paint	32	12
Second Chance	8	12
Fast Breaks	10	4
Bench	16	7

Period by Period Scoring			
	1st	2nd	TOT
Duke	48	27	75
Pitt	23	30	53



Official Basketball Box Score - Final  
**Pittsburgh at Louisville**  
01/06/24 KFC Yum! Center, Louisville  
2023-24 Men's Basketball

Game Time: 12:06 PM  
Game Duration: 1:58  
Attendance: 10,883

Officials: Bill Covington Jr., Mark Schnur, Nathan Farrell

Pittsburgh - 83

Record: 10-5 (1-3)

NO. Name	Min	FG M-A	3P M-A	FT M-A	OR Reb	DR TOT	PF Fouls	TP	AS	TO	ST	BS Blocks	+/-
2 Blake Hinson	F 34:14	5-14	3-9	8-8	2	1 3	3 4	21	0	3	1	0 1	10
25 Guillermo Diaz Graham	F 26:29	2-6	0-3	1-2	4	2 6	2 6	5	2	1	1	0 0	4
55 Zack Austin	F 37:39	7-13	4-9	2-2	1	2 3	1 1	20	3	0	4	1 0	10
7 Carlton Carrington	G 39:59	6-10	2-5	2-2	0	6 6	2 1	16	5	1	1	1 0	13
15 Jaland Lowe	G 27:20	3-6	2-3	1-2	2	4 6	4 1	9	3	1	1	0 1	18
33 Federico Federico	13:31	2-2	0-0	0-0	0	2 3	3 0	4	1	2	1	0 0	9
31 Jorge Diaz Graham	14:09	1-4	1-4	5-5	0	0 0	0 3	8	1	2	0	0 -3	
24 William Jeffress	06:39	0-2	0-1	0-0	0	0 0	0 1	0	0	0	0	0 1	4
Team					1	0 1		0					
Totals		26-57	12-34	19-21	11	17 28	18 17	83	15	11	9	2 3	13
Technical Fouls: NONE													



2023-24 BOX SCORES



Official Basketball Box Score - Final

**Wake Forest at Pitt**

01/31/24 Petersen Events Center, Pittsburgh  
2023-24 Men's Basketball

Game Time: 7:00 PM  
Game Duration: 2:07  
Attendance: 7,769



Official Basketball Box Score - Final

**Notre Dame at Pitt**

02/03/24 Petersen Events Center, Pittsburgh  
2023-24 Men's Basketball

Game Time: 6:00 PM  
Game Duration: 2:04  
Attendance: 10,864

Officials: Lamar Simpson, Doug Simons, Brent Hampton

Officials: Bill Covington, Jr., Tommy Morrissey, Jerry Healer

Wake Forest - 72

Record: 13-7 (5-4)

NO.	Name	Min	FG M-A	3P M-A	FT M-A	Rebounds OR DR TOT	Fouls PF FO	TP	AS	TO	ST	Blocks BS BA	+/-		
11	Andrew Carr	F 33:30	4-8	2-5	0-0	1 2 3	1 1	10	1	1	1	3	0	-11	
4	Elton Reid	C 37:07	7-11	0-1	0-0	5 5 10	4 2	14	2	4	1	1	3	-1	
0	Kevin Miller	G 29:40	4-8	0-1	3-4	0 1 1	3 2	11	1	3	1	0	1	-8	
2	Cameron Hildreth	G 33:33	2-5	0-1	0-0	1 6 7	5 3	4	1	3	0	0	0	-15	
23	Hunter Sallis	G 37:16	9-20	2-7	2-2	1 5 6	3 4	22	3	2	1	1	0	2	
20	Parker Friedrichsen	16:19	1-6	1-6	2-3	1 1 2	1 1	5	0	0	0	0	0	12	
25	Zach Keller	02:53	0-1	0-0	0-0	0 1 1	0 0	0	0	0	0	0	0	-4	
30	Damari Monsanto	09:38	1-1	1-1	3-3	0 2 2	2 1	6	1	0	0	0	0	0	
10	Abramo Canka	00:04	0-0	0-0	0-0	0 0 0	0 0	0	0	0	0	0	0	0	
Team						3 0 3		70		2					
Totals						28-60	6-22	10-12	12	23	35	19	14	72	9 15 4 5 4 -5

Technical Fouls:NONE

Shooting By Period

1st FG%	14-26	53.8%
2nd FG%	3-8	37.5%
3rd FG%	6-7	85.7%
4th FG%	14-34	41.2%
FT%	3-14	21.4%
3PT%	4-5	80%
GM FG%	28-60	46.7%
FT%	6-22	27.3%
3PT%	10-12	83.3%

Dead Ball Rebounds: 2, 1

Shooting By Period

1 <sup>st</sup> FG%	14-26	53.8%
3PT%	3-8	37.5%
FT%	6-7	85.7%
2 <sup>nd</sup> FG%	14-34	41.2%
3PT%	3-14	21.4%
FT%	4-5	80%
GM FG%	28-60	46.7%
3PT%	6-22	27.3%
FT%	10-12	83.3%

Dead Ball Rebounds: 2, 1

Pitt - 77

Record: 13-8 (4-6)

NO.	Name	Min	FG M-A	3P M-A	FT M-A	Rebounds OR DR TOT	Fouls PF FO	TP	AS	TO	ST	Blocks BS BA	+/-		
2	Blake Hinson	F 36:20	6-10	2-4	3-4	0 2 2	2 6	17	0	1	0	0	3		
55	Zack Austin	F 12:31	0-1	0-1	0-0	0 1 1	3 0	0	0	1	2	1	-5		
33	Federiko Federiko	C 29:27	2-6	0-0	2-3	2 5 7	2 2	6	0	1	2	3	7		
7	Carlton Carrington	G 40:00	7-15	2-7	8-9	1 4 5	3 7	24	4	2	1	0	5		
15	Jaland Lowe	G 36:15	1-8	0-1	4-4	1 3 4	1 2	6	1	3	2	0	9		
5	Ishmael Leggett	31:14	9-16	4-6	0-1	3 2 5	1 2	22	2	0	3	0	6		
25	Guillermo Diaz Graham	02:20	0-0	0-0	0-0	0 0 0	1 0	0	0	1	0	0	-7		
24	William Jeffress	11:53	1-1	0-0	0-0	0 2 2	1 0	2	0	0	1	1	0		
Team						2 1 3		0	0						
Totals						26-57	8-19	17-21	9	20	29	14	19	77	7 10 11 4 5 5

Technical Fouls:NONE

Shooting By Period

1st	FG%	10-27	37.0%
2nd	FG%	4-10	40.0%
3rd	FG%	3-4	75%
4th	FG%	16-30	53.3%
1st	3PT%	4-9	44.4%
2nd	3PT%	1-17	82.4%
3rd	3PT%	26-57	45.6%
4th	3PT%	8-19	42.1%
FT	3PT%	17-21	81.0%

Dead Ball Rebounds: 2.0

Shooting By Period

1 <sup>st</sup> FG%	10-27	37.0%
3PT%	4-10	40.0%
FT%	3-4	75%
2 <sup>nd</sup> FG%	16-30	53.3%
3PT%	4-9	44.4%
FT%	14-17	82.4%
GM FG%	26-57	45.6%
3PT%	8-19	42.1%
FT%	17-21	81.0%

Dead Ball Rebounds: 2, 0

	Wake	Pitt
Biggest lead	12 (2 <sup>nd</sup> 19:15)	10 (2 <sup>nd</sup> 1:20)
Best Scoring Run	9 (2 <sup>nd</sup> 19:15)	7 (2 <sup>nd</sup> 15:30)
Lead Changes	1	
Times Tied	7	
Time with Lead	28:40	06:39

Points from	Wake	Pitt
Turnovers	9	14
Paint	38	22
Second Chance	9	10
Fast Breaks	5	9
Bench	11	24

Period by Period Scoring			
	1st	2nd	TOT
Wake	37	35	72
Pitt	27	50	77

Notre Dame - 60

Record: 7-15 (2-8)

NO.	Name	Min	FG M-A	3P M-A	FT M-A	Rebounds OR DR TOT	Fouls PF FO	TP	AS	TO	ST	Blocks BS BA	+/-		
13	Tae Davis	F 32:10	6-8	0-1	4-4	2 2 4	3 3	16	1	0	0	0	2		
14	Kabba Nije	F 19:43	1-5	0-0	2-2	1 1 2	0 1	4	1	1	0	1	3	-14	
2	Logan Imes	G 29:10	2-6	0-3	0-0	0 6 6	1 2	4	1	2	1	0	1	-11	
3	Markus Burton	G 26:25	6-13	1-3	4-5	0 4 4	4 6	17	3	0	3	0	0	-7	
20	J.R. Konieczny	G 30:06	1-8	1-5	2-2	0 2 2	4 1	5	1	3	0	0	0	3	
11	Braeden Shrewsbury	26:32	2-5	2-4	2-2	0 3 3	1 2	8	0	1	2	0	0	-9	
25	Matt Zona	07:23	1-2	1-1	0-0	1 1 2	0 1	3	0	0	1	0	1	7	
1	Julian Roper II	21:23	0-1	0-1	1-2	1 1 2	3 1	1	0	1	0	1	0	-13	
0	Carey Booth	07:08	1-3	0-1	0-0	0 0 0	0 0	2	0	1	1	0	0	-8	
Team						1 2 3		0	1						
Totals						20-51	5-19	15-17	6	22	28	17	17	60	7 10 8 2 5 -10

Technical Fouls:Coach 2<sup>nd</sup> 4-25

Shooting By Period

1 <sup>st</sup> FG%	9-23	39.1%
3PT%	3-11	27.3%
2 <sup>nd</sup> FG%	1-2	50%
FT%	11-28	39.3%
3PT%	2-8	25.0%
FT%	14-15	93.3%
GM FG%	20-51	39.2%
3PT%	5-19	26.3%
FT%	15-17	88.2%

Def Ball Rebounds: 1,0

Shooting By Period

1 <sup>st</sup> FG%	9-23	39.1%
3PT%	3-11	27.3%
FT%	1-2	50%
2 <sup>nd</sup> FG%	11-28	39.3%
3PT%	2-8	25.0%
FT%	14-15	93.3%
GM FG%	20-51	39.2%
3PT%	5-19	26.3%
FT%	15-17	88.2%

Dead Ball Rebounds: 1, 0

Pitt - 70

Record: 14-8 (5-6)

NO.	Name	Min	FG M-A	3P M-A	FT M-A	Rebounds OR DR TOT	Fouls PF FO	TP	AS	TO	ST	Blocks BS BA	+/-		
2	Blake Hinson	F 38:44	4-7	4-6	5-7	0 4 4	1 5	17	0	4	0	0	0	8	
55	Zack Austin	F 28:01	1-4	1-4	2-2	0 4 4	2 2	5	3	0	1	1	0	6	
33	Federiko Federiko	C 18:41	1-1	0-0	0-2	2 7 9	1 1	2	1	0	0	0	0	12	
7	Carlton Carrington	G 20:11	5-10	3-6	3-4	0 1 1	5 1	16	1	1	0	0	0	10	
15	Jaland Lowe	G 37:01	4-10	1-3	2-2	0 4 4	3 3	11	5	4	0	0	1	8	
5	Ishmael Leggett	32:24	4-8	0-2	4-5	2 3 5	1 4	12	2	2	1	0	0	6	
24	William Jeffress	11:43	1-2	0-1	0-0	1 0 1	2 0	2	0	0	0	0	0	-7	
25	Guillermo Diaz Graham	13:15	2-7	1-3	0-0	1 2 3	2 0	5	0	1	0	1	1	7	
Team						1 1 2		0	0						
Totals						22-49	10-25	16-22	7	26	33	17	16	70	12 12 2 5 2 10

Technical Fouls:NONE

Shooting By Period

1st FG	10-26	38.5%
3PT	4-15	26.7%
FT	4-8	50%
2nd FG	12-23	52.2%
3PT	6-10	60%
FT	12-14	85.7%
GM FG	22-49	44.9%
3PT	10-25	40%
FT	16-22	72.7%

Dead Ball Rebounds: 4, 0

Shooting By Period

1 <sup>st</sup> FG%	10-26	38.5%
3PT%	4-15	26.7%
FT%	4-8	50%
2 <sup>nd</sup> FG%	12-23	52.2%
3PT%	6-10	60.0%
FT%	12-14	85.7%
GM FG%	22-49	44.9%
3PT%	10-25	40.0%
FT%	16-22	72.7%

Dead Ball Rebounds: 4, 0

	ND	Pitt
Biggest lead	7 (1 <sup>st</sup> 6:55)	17 (2 <sup>nd</sup> 2:57)
Best Scoring Run	7 (1 <sup>st</sup> 12:59)	10 (1 <sup>st</sup> 2:44)
Lead Changes	4	
Times Tied	3	
Time with Lead	13:55	23:18

Points from	ND	Pitt
Turnovers	14	10
Paint	28	22
Second Chance	5	4
Fast Breaks	4	11
Bench	14	19

Period by Period Scoring			
	1st	2nd	TOT
ND	22	38	60
Pitt	28	42	70



Official Basketball Box Score - Final

**Pittsburgh at NC State**

02/07/24 PNC Arena, Raleigh  
2023-24 Men's Basketball

Game Time: 7:00 PM  
Game Duration: 2:03  
Attendance: 11,366

Officials: Ron Groover, Tony Henderson, Pat Driscoll

Pittsburgh - 67

Record: 15-8 (6-6)

NO.	Name	Min	FG M-A	3P M-A	FT M-A	Rebounds OR DR TOT	Fouls PF FO	TP	AS	TO	ST	Blocks BS BA	+/-		
2	Blake Hinson	F 36:38	5-13	3-10	3-4	1 3 4	1 2	16	2	1	1	0 0 5	1st FG 14:28 50.0%		
55	Zack Austin	F 17:02	1-1	1-1	0-0	1 2 3	0 0	3	1	0 0	0 0	-2	3PT% 4:49 44.4%		
33	Federiko Federiko	C 27:47	2-4	0-0	0-1	2 9 11	2 2	4	0 0	0 2	1 -2	2nd FG 6:6 100%			
7	Carlton Carrington	G 36:31	3-10	0-4	6-6	1 6 7	3 5	12	3 3	0 1	0 3	3	FG% 8:24 33.3%		
15	Jaland Lowe	G 36:04	7-12	1-2	5-5	0 2 2	2 4	20	2 4	1 0	0 8	3PT% 1-12 8.3%			
5	Ishmael Leggett	30:29	3-8	0-3	2-2	2 4 6	1 2	8	1 2	1 0	0 0	0	FG% 12:14 85.7%		
25	Guillermo Diaz Graham	12:07	1-3	0-1	2-2	0 0 0	4 1	4	0 0	0 0	1 0	5	GM FG% 23:52 42.3%		
24	William Jeffress	03:22	0-1	0-0	0-0	0 0 0	1 0	0	0 0	0 0	1 -2	3PT% 5:21 23.8%			
Team						2 2 4		0	0				FT% 18:20 90.0%		
Totals						22-52	5-21	18-20	9	28	37	14 16	67	9 10 3 4 2 3	Dead Ball Rebounds: 0,0

Technical Fouls:NONE

Shooting By Period

1 <sup>st</sup> FG%	14-28	50.0%
3PT%	4-9	44.4%
FT%	6-6	100%
2 <sup>nd</sup> FG%	8-24	33.3%
3PT%	1-12	8.3%
FT%	12-14	85.7%
GM FG%	22-52	42.3%
3PT%	5-21	23.8%
FT%	18-20	90.0%

Dead Ball Rebounds: 0, 0

NC State - 64

Record: 15-8 (7-5)

NO.	Name	Min	FG M-A	3P M-A	FT M-A	Rebounds OR DR TOT	Fouls PF FO	TP	AS	TO	ST	Blocks BS BA	+/-		
30	D.J. Burns Jr.	F 21:07	9-16	0-0	1-2	0 5 5	3 2	19	1	1	1	0	2	8	
0	DJ Horne	G 33:57	8-14	5-10	4-5	0 3 3	4 4	25	1	0	0	0	0	-3	
1	Jayden Taylor	G 23:58	0-3	0-2	0-0	0 0 0	1 0	0	1	2	0	0	0	-7	
12	Michael O'Connell	G 32:41	1-3	0-1	0-2	0 5 5	1 1	2	4	1	1	0	0	-9	
14	Casey Morsell	G 36:34	2-7	1-3	0-0	2 2 4	3 0	5	3	1	1	0	0	-1	
34	Ben Middlebrooks	18:53	4-6	0-0	1-5	2 2 4	3 6	9	0	0	0	1	1	-11	
11	Dennis Parker, Jr.	13:04	0-2	0-1	0-1	0 2 2	1 1	0	0	0	0	0	0	0	
23	Mohamed Diarra	16:23	2-5	0-1	0-0	2 2 4	0 0	4	0	1	1	1	1	4	
10	Breon Pass	03:23	0-0	0-0	0-0	0 0 0	0 0	0	1	0	0	0	0	0	
Team						1 0 1		0	0						
Totals						26-56	6-18	6-15	7	21	28	16	14	64	11 6 4 2 4 -3

Technical Fouls:NONE

Shooting By Period	
1st FG%	12-27 44.4%
3PT%	4-11 36.4%
FT%	2-5 40%
2nd FG%	14-29 48.3%
3PT%	2-7 28.6%
FT%	4-10 40%
GM FG%	26-56 46.4%
3PT%	6-18 33.3%
FT%	6-15 40.0%

Dead Ball Rebounds: 4/2

Shooting By Period

1 <sup>st</sup> FG%	12-27	44.4%
3PT%	4-11	36.4%
FT%	2-5	40%
2 <sup>nd</sup> FG%	14-29	48.3%
3PT%	2-7	28.6%
FT%	4-10	40%
GM FG%	26-56	46.4%
3PT%	6-18	33.3%
FT%	6-15	40.0%

Dead Ball Rebounds: 4, 2

	UP	ST
Biggest lead	13 (2 <sup>nd</sup> 19:21)	2 (1 <sup>st</sup> 19:34)
Best Scoring Run	13 (2 <sup>nd</sup> 19:21)	8 (2 <sup>nd</sup> 16:04)
Lead Changes	5	
Times Tied	5	
Time with Lead	33:31	02:17

Points from	UP	ST
Turnovers	6	16
Paint	28	32
Second Chance	12	9
Fast Breaks	16	4



# 2023-24 Pittsburgh Men's Basketball Combined Team Statistics All games

Page 1/1  
as of Feb 08, 2024

## Game Records

Record	Overall	Home	Away	Neutral
ALL GAMES	15-8	9-5	5-2	1-1
CONFERENCE	6-6	2-4	4-2	0-0
NON-CONFERENCE	9-2	7-1	1-0	1-1

## Score by Periods

Team	1st	2nd	OT	TOT
Pittsburgh	810	921	0	1731
Opponents	728	806	0	1534

## Team Box Score

No.	Player				Total		3-Point		F-Throw		Rebounds											
		GP-GS	MIN	AVG	FG-FGA	FG%	3FG-3FGA	3FG%	FT-FTA	FT%	OFF	DEF	TOT	AVG	PF	DQ	A	TO	BLK	STL	PTS	AVG
2	HINSON, Blake	23-23	753:34	32.8	133-302	.440	77-186	.414	68-102	.667	23	92	115	5.0	50	1	16	32	3	12	411	17.9
7	CARRINGTON, Carlton	23-23	759:18	33.0	108-272	.397	40-140	.286	57-69	.826	14	105	119	5.2	52	2	96	43	7	12	313	13.6
5	LEGETT, Ishmael	22-14	631:10	28.7	94-224	.420	23-67	.343	56-68	.824	35	84	119	5.4	32	0	50	34	6	28	267	12.1
15	LOWE, Jaland	23-9	518:35	22.5	69-179	.385	18-56	.321	33-40	.825	7	48	55	2.4	29	0	61	35	1	17	189	8.2
25	DIAZ GRAHAM, Guillermo	23-7	407:59	17.7	58-118	.492	18-50	.360	26-43	.605	38	56	94	4.1	58	1	23	26	23	21	160	7.0
55	AUSTIN, Zack	23-21	540:54	23.5	52-121	.430	18-65	.277	34-44	.773	25	70	95	4.1	24	0	24	9	31	23	156	6.8
33	FEDERIKO, Federico	23-16	482:14	21.0	45-72	.625	0-0	.000	22-55	.400	57	64	121	5.3	58	1	22	21	33	13	112	4.9
31	DIAZ GRAHAM, Jorge	16-0	168:29	10.5	16-44	.364	9-31	.290	15-19	.789	16	24	40	2.5	14	0	12	11	5	7	56	3.5
8	HUEITT JR., Michael	5-0	39:20	7.9	7-10	.700	2-5	.400	0-2	.000	0	3	3	0.6	5	0	0	0	0	2	16	3.2
24	JEFFRESS, William	23-2	286:06	12.4	17-45	.378	4-15	.267	9-14	.643	23	32	55	2.4	28	0	7	8	6	15	47	2.0
12	MARSHALL, KJ	5-0	09:33	1.9	1-4	.250	1-4	.250	1-2	.500	0	0	0	0.0	0	0	2	1	0	0	4	0.8
21	STEVENSON, Vason	2-0	02:47	1.4	0-0	.000	0-0	.000	0-2	.000	0	1	1	0.5	0	0	0	0	0	0	0	0.0
Team											38	29	67					7				
Total		23	4600		600-1391	.431	210-619	.339	321-460	.698	276	608	884	38.4	350	5	313	227	115	150	1731	75.3
Opponents		23	4600		546-1308	.417	159-527	.302	283-377	.751	193	579	772	33.6	403	6	277	265	85	123	1534	66.7

## Team Statistics

	UP	OPP
Scoring	1731	1534
Points per game	75.3	66.7
Scoring margin	+8.6	-
Field goals-att	600-1391	546-1308
Field goal pct	.431	.417
3 point fg-att	210-619	159-527
3-point FG pct	.339	.302
3-pt FG made per game	9.1	6.9
Free throws-att	321-460	283-377
Free throw pct	.698	.751
F-Throws made per game	14.0	12.3
Rebounds	884	772
Rebounds per game	38.4	33.6
Rebounding margin	+4.9	-
Assists	313	277
Assists per game	13.6	12.0
Turnovers	227	265
Turnovers per game	9.9	11.5
Turnover margin	+1.7	-
Assist/turnover ratio	1.4	1.0
Steals	150	123
Steals per game	6.5	5.3
Blocks	115	85
Blocks per game	5.0	3.7
Winning streak	3	-
Home win streak	2	-
Attendance	115462	75897
Home games-Avg/Game	14-8247	7-10842
Neutral site-Avg/Game	-	2-937

## Team Results

Date	Opponent		Score	Att.
11/06/2023	N.C. A&T	W	100-52	6797
11/10/2023	Binghamton	W	89-60	7747
11/13/2023	FGCU	W	86-74	6567
11/17/2023	Jacksonville	W	107-56	7842
11/22/2023	vs Florida	L	71-86	1873
11/24/2023	vs Oregon St.	W	76-51	0
11/28/2023	Missouri	L	64-71	7390
12/03/2023	Clemson	L	70-79	7713
12/06/2023	at West Virginia	W	80-63	12301
12/09/2023	Canisius	W	82-71	7808
12/16/2023	South Carolina St.	W	86-50	8370
12/20/2023	Purdue Fort Wayne	W	62-48	7641
12/30/2023	at Syracuse	L	73-81	20642
01/02/2024	North Carolina	L	57-70	9770
01/06/2024	at Louisville	W	83-70	10883
01/09/2024	Duke	L	53-75	11476
01/16/2024	Syracuse	L	58-69	7708
01/20/2024	at Duke	W	80-76	9314
01/23/2024	at Georgia Tech	W	72-64	3612
01/27/2024	at Miami (FL)	L	68-72	7779
01/31/2024	Wake Forest	W	77-72	7769
02/03/2024	Notre Dame	W	70-60	10864
02/07/2024	at NC State	W	67-64	11366



# 2023-24 Pittsburgh Men's Basketball Combined Team Statistics In Conference games

Page 1/1  
as of Feb 08, 2024

## Game Records

Record	Overall	Home	Away	Neutral
ALL GAMES	6-6	2-4	4-2	0-0
CONFERENCE	6-6	2-4	4-2	0-0
NON-CONFERENCE	0-0	0-0	0-0	0-0

## Score by Periods

Team	1st	2nd	OT	TOT
Pittsburgh	372	456	0	828
Opponents	407	445	0	852

## Team Box Score

No.	Player				Total		3-Point		F-Throw		Rebounds													
		GP-GS	MIN	AVG	FG-FGA	FG%	3FG-3FGA	3FG%	FT-FTA	FT%	OFF	DEF	TOT	AVG	PF	DQ	A	TO	BLK	STL	PTS	AVG		
2	HINSON, Blake	12-12	420:02	35.0	62-150	.413	38-98	.388	33-51	.647	10	50	60	5.0	32	1	5	22	3	6	195	16.3		
7	CARRINGTON, Carlton	12-12	413:38	34.5	53-146	.363	17-67	.254	37-45	.822	8	53	61	5.1	29	2	39	24	5	7	160	13.3		
15	LOWE, Jaland	12-9	349:02	29.1	49-118	.415	13-35	.371	29-36	.806	5	30	35	2.9	20	0	35	22	1	12	140	11.7		
5	LEGGETT, Ishmael	11-3	307:06	27.9	44-103	.427	11-28	.393	18-25	.720	15	30	45	4.1	16	0	14	11	3	10	117	10.6		
55	AUSTIN, Zack	12-12	310:20	25.9	26-60	.433	11-34	.324	13-16	.813	11	26	37	3.1	13	0	16	4	16	15	76	6.3		
25	DIAZ GRAHAM, Guillermo	12-5	190:34	15.9	23-59	.390	9-28	.321	11-16	.688	20	22	42	3.5	29	1	7	12	11	11	66	5.5		
33	FEDERIKO, Federiko	12-7	264:07	22.0	23-37	.622	0-0	.000	5-21	.238	25	42	67	5.6	30	1	14	12	15	9	51	4.3		
31	DIAZ GRAHAM, Jorge	5-0	36:23	7.3	1-11	.091	1-9	.111	5-6	.833	4	1	5	1.0	1	0	2	4	1	1	8	1.6		
24	JEFFRESS, William	12-0	108:47	9.1	7-15	.467	1-5	.200	0-0	.000	9	12	21	1.8	18	0	4	2	2	4	15	1.3		
Team											20	15	35					5						
Total		12	2400		288-699	.412	101-304	.332	151-216	.699	127	281	408	34.0	188	5	136	118	57	75	828	69.0		
Opponents		12	2400		302-671	.450	96-270	.356	152-199	.764	111	313	424	35.3	203	2	153	131	46	65	852	71.0		

## Team Statistics

	UP	OPP
<b>Scoring</b>	<b>828</b>	<b>852</b>
Points per game	69.0	71.0
Scoring margin	-2.0	-
<b>Field goals-att</b>	<b>288-699</b>	<b>302-671</b>
Field goal pct	.412	.450
<b>3 point fg-att</b>	<b>101-304</b>	<b>96-270</b>
3-point FG pct	.332	.356
3-pt FG made per game	8.4	8.0
<b>Free throws-att</b>	<b>151-216</b>	<b>152-199</b>
Free throw pct	.699	.764
F-Throws made per game	12.6	12.7
<b>Rebounds</b>	<b>408</b>	<b>424</b>
Rebounds per game	34.0	35.3
Rebounding margin	-1.3	-
<b>Assists</b>	<b>136</b>	<b>153</b>
Assists per game	11.3	12.8
<b>Turnovers</b>	<b>118</b>	<b>131</b>
Turnovers per game	9.8	10.9
Turnover margin	+1.1	-
Assist/turnover ratio	1.2	1.2
<b>Steals</b>	<b>75</b>	<b>65</b>
Steals per game	6.3	5.4
<b>Blocks</b>	<b>57</b>	<b>46</b>
Blocks per game	4.8	3.8
<b>Winning streak</b>	<b>3</b>	<b>-</b>
Home win streak	2	-
<b>Attendance</b>	<b>55300</b>	<b>63596</b>
Home games-Avg/Game	6-9217	6-10599
Neutral site-Avg/Game	-	0-0

## Team Results

Date	Opponent		Score	Att.
12/03/2023	Clemson	L	70-79	7713
12/30/2023	at Syracuse	L	73-81	20642
01/02/2024	North Carolina	L	57-70	9770
01/06/2024	at Louisville	W	83-70	10883
01/09/2024	Duke	L	53-75	11476
01/16/2024	Syracuse	L	58-69	7708
01/20/2024	at Duke	W	80-76	9314
01/23/2024	at Georgia Tech	W	72-64	3612
01/27/2024	at Miami (FL)	L	68-72	7779
01/31/2024	Wake Forest	W	77-72	7769
02/03/2024	Notre Dame	W	70-60	10864
02/07/2024	at NC State	W	67-64	11366